

Accuracy of Density Functional Theory in Prediction of Carbon Dioxide Adsorbent Materials

Claudio Cazorla¹ and Stephen A. Shevlin²

¹*Institut de Ciència de Materials de Barcelona (ICMAB-CSIC), 08193 Bellaterra, Spain*

²*Department of Chemistry, University College London, London WC1H 0AH, United Kingdom**

Density functional theory (DFT) has become the computational method of choice for modeling and characterization of carbon dioxide adsorbents, a broad family of materials which at present are urgently sought after for environmental applications. The description of polar carbon dioxide (CO₂) molecules in low-coordinated environments like surfaces and porous materials, however, may be challenging for local and semilocal DFT approximations. Here, we present a thorough computational study in which the accuracy of DFT methods in describing the interactions of CO₂ with model alkali-earth-metal (AEM, Ca and Li) decorated carbon structures, namely anthracene (C₁₄H₁₀) molecules, is assessed. We find that gas-adsorption energies and equilibrium structures obtained with standard (i.e. LDA and GGA) and hybrid (i.e. PBE0 and B3LYP) exchange-correlation functionals of DFT dramatically differ from results obtained with second-order Møller-Plesset perturbation theory (MP2), an accurate computational quantum chemistry method. The major disagreements found can be mostly rationalized in terms of electron correlation errors that lead to wrong charge-transfer and electrostatic Coulomb interactions between the molecules. Nevertheless, we show that when the concentration of AEM atoms in anthracene is tuned to resemble as closely as possible to the electronic structure of AEM-decorated graphene (i.e. an extended two-dimensional material), hybrid exchange-correlation DFT and MP2 methods quantitatively provide similar results.

PACS numbers: 68.43.Bc, 73.63.Fg, 81.05.U-, 88.05.Np

I. INTRODUCTION

The concentration of carbon dioxide (CO₂) in the atmosphere has increased by about 30% in the last 50 years and is likely to double over the next few decades as a consequence of fossil-fuel burning for energy generation. This excess of CO₂ greenhouse gas may have dramatic negative repercussions on Earth's air quality and climate evolution. Besides exploitation of renewable energy resources, carbon capture and sequestration (CCS) implemented in fossil-fuel energy plants and ambient air have been envisaged as promising cost-effective routes to mitigate CO₂ emissions [1]. To this end, membranes and solid sorbents (e.g. activated carbons -AC-, hydrotalcites, and coordination polymers -i.e. zeolitic imidazolate and metal organic frameworks-) are widely considered as the pillars of next-generation CCS technologies because of an encouraging compromise between large gas-uptake capacities, robust thermodynamic stability, fast adsorption-desorption kinetics, and affordable production costs [2]. A key aspect for the success of these materials is to find the optimal chemistry and pore topologies to work under specific thermodynamic conditions. Unfortunately, due to the tremendous variety of possible compositions and structures, systematic experimental searches of this kind generally turn out to be cumbersome. In this context, first-principles and classical atomistic simulation approaches emerge as invaluable tools for effective and economical screening of candidate

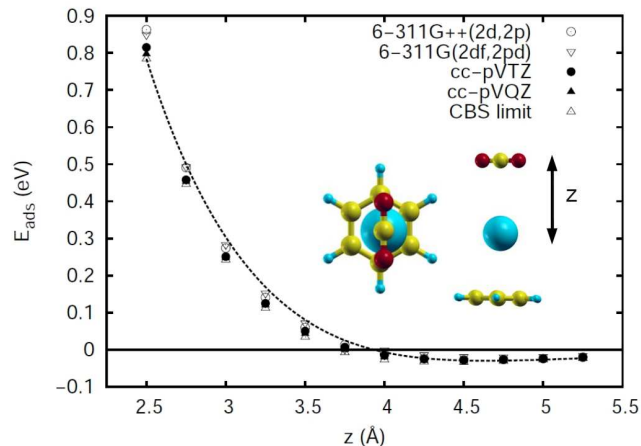


FIG. 1: MP2 adsorption energy results obtained for a small CO₂/Ca-benzene system and expressed as a function of the intermolecular distance z and AO basis set. Ca, C, H, and O atoms are represented with large blue, yellow, small blue and red spheres, and the dashed line is a guide to the eye.

carbon adsorbents.

Density functional theory (DFT) performed with the local-density (LDA) and generalized-gradient (GGA) approximations of the electronic exchange-correlation energy, has become the *ab initio* method of choice for modeling and characterization of CCS materials. Standard DFT-LDA and DFT-GGA methods are known to describe with precision and affordability a wide spectrum of interactions in bulk crystals and surfaces, however computational studies on the accuracy of DFT in re-

*Electronic address: ccazorla@icmab.es

producing CO_2 -sorbent forces are surprisingly scarce in the literature. In view of the ubiquity of DFT methods to CCS science, it is therefore crucial to start filling this knowledge gap while putting special emphasis on the underlying physics. Computational benchmark studies on CO_2 -sorbent interactions, however, are technically intricate and conceptually difficult since most CCS materials have structural motifs that are large in size. In particular, genuinely accurate but computationally very intensive quantum chemistry approaches like MP2 and CCSD(T) can deal efficiently only with small systems composed of up to few tens of atoms, whereas DFT can be used for much larger systems (i.e. extended -periodically replicated in space- systems composed of up to 1,000 – 10,000 atoms). Consequently, computational accuracy tests need to be performed in scaled-down systems resembling to the structure and composition of the material of interest (e.g. the case of organic C_nH_m molecules to graphene [3–6]). Generalization of so-reached conclusions to realistic systems however may turn out to be fallacious since intrinsic DFT limitations (e.g. exchange self-interaction and electron correlation errors) can be crucial depending, for instance, on the level of quantum confinement imposed by the topology of the system.

In this article, we present the results of a thorough computational study performed on a model system composed of a CO_2 molecule and alkali-earth-metal (AEM) decorated anthracene (e.g. $\text{X-C}_{14}\text{H}_{10}$ with $\text{X}=\text{Ca}$, Li), that consists of standard DFT (i.e. LDA and GGA), hybrid DFT (i.e. PBE0 and B3LYP) and MP2 adsorption energy, E_{ads} [7], and geometry optimization calculations. It is worth noticing that anthracene is structurally and chemically analogous to the organic bridging ligands found in metal- and covalent-organic frameworks, -MOF and COF-, thus our model conforms to a good representation of a promising class of CCS materials [8–12]. We find that both standard and hybrid functionals of DFT dramatically fail at reproducing $\text{CO}_2/\text{AEM-C}_{14}\text{H}_{10}$ interactions (e.g. E_{ads} discrepancies of $\sim 1 - 2$ eV with respect to MP2 calculations). This failure is mainly due to electron correlation errors that lead to inaccurate electron charge transfers and exaggerated electrostatic Coulomb interactions between the molecules. In the second part of our study we analyse whether our initial conclusions can be generalized or not to extended carbon-based materials, another encouraging family of CO_2 sorbents [13–16]. For this, we tune the concentration of calcium atoms in anthracene so that the partial density of electronic states (pDOS) of the model system resembles as closely as possible to the pDOS of Ca-decorated graphene. In this case we find that DFT and MP2 methods qualitatively provide similar results, with hybrid DFT and MP2 in almost quantitative agreement.

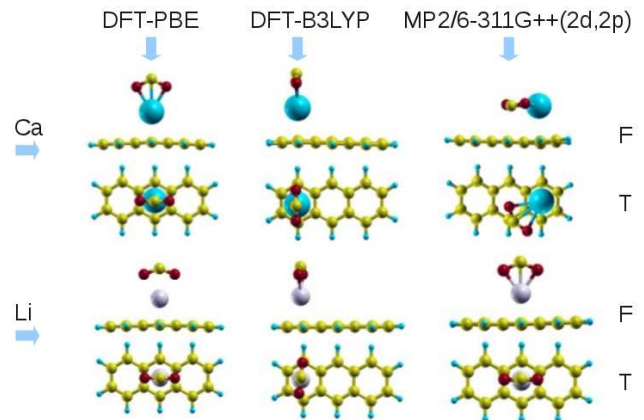


FIG. 2: Front (F) and top (T) views of equilibrium CO_2 -adsorption structures in Ca- and Li-anthracene as obtained with standard and hybrid DFT and MP2 methods. Li atoms are represented with purple spheres.

II. COMPUTATIONAL METHODS

Standard DFT calculations were done using the plane wave code VASP [17, 18] while hybrid DFT and MP2 results were obtained with the atomic orbitals (AO) code NWChem [19]. Numerical consistency between the two codes was checked at the DFT-PBE energy level. The value of all technical parameters were set in order to guarantee convergence of the total energy to less than 1 meV/atom. Optimized structures were determined by imposing an atomic force tolerance of 0.01 eV/Å and verified as minima on the potential energy surface by vibrational frequency analysis. Basis-set superposition errors (BSSE) in hybrid DFT and MP2 energy calculations were corrected using the counter-poise recipe [20]. Indeed, only results obtained in the complete-basis-set (CBS) limit [21, 22] can be regarded as totally BSSE free however reaching that limit in our calculations turned out to be computationally prohibitive due to the size of the systems and large number of cases considered. Nevertheless, we checked in a reduced Ca-benzene system that MP2 binding energy results obtained with large Dunning-like AO basis sets (i.e. triple zeta cc-pVTZ and quadruple zeta cc-pVQZ) and in the CBS limit differed at most by 20 meV (see Fig. 1), thus we assumed the MP2/cc-pVTZ method to be accurate enough for present purposes (i.e. as it will be shown later, the reported discrepancies are in the order of 1 – 2 eV) and regarded it as “gold standard”. It is worth noting that MP2 results obtained with medium and large Pople-like AO basis sets (i.e. 6-311G++(2d,2p) and 6-311G(2df,2pd)) are also in notable agreement with MP2/cc-pVTZ results (i.e. E_{ads} differences of 20 – 30 meV in the worse case) whereas MP2/6-31G++ estimations (not shown in the figure) turn out to be not so accurate.

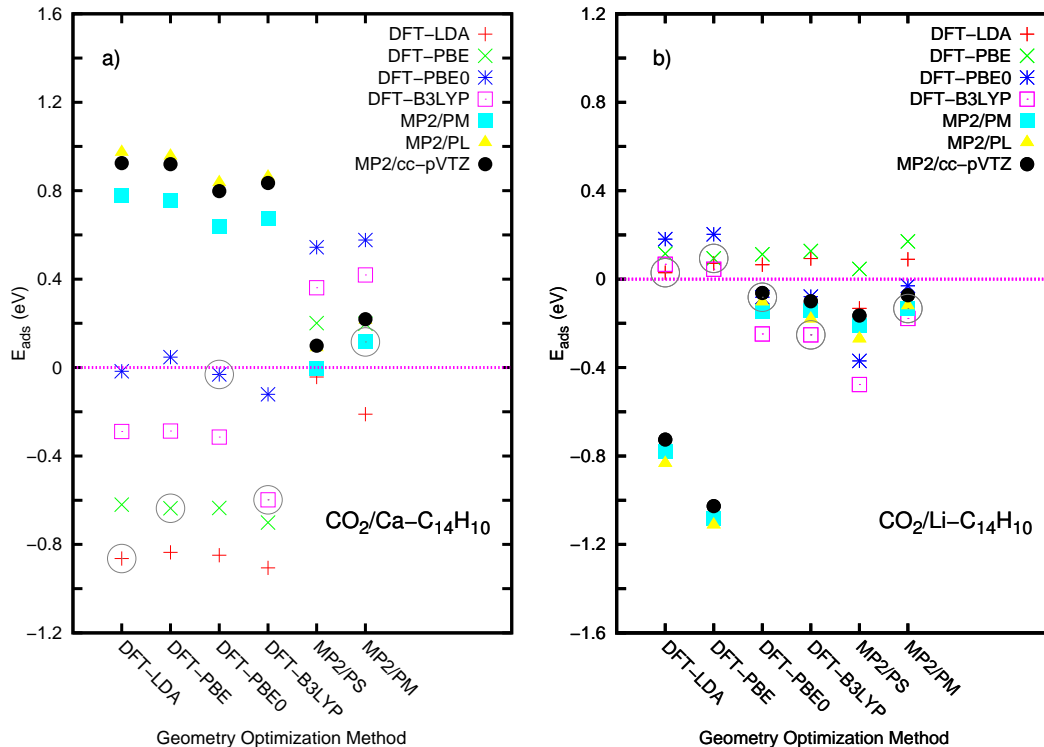


FIG. 3: CO₂-adsorption energy results obtained for Ca- (a) and Li-anthracene (b), using different optimization and evaluation methods. Cases in which optimization and evaluation methods coincide are highlighted with large grey circles. PS, PM, and PL notation stands for 6-31G++, 6-311G++(2d,2p), and 6-311G(2df,2pd) Pople AO basis sets, respectively.

III. RESULTS

A. AEM-decorated anthracene systems

Carbon dioxide adsorption energy and equilibrium geometry results obtained for AEM-anthracene systems are shown in Figs. 2 and 3. Since the number of reaction coordinates in CO₂/AEM-anthracene systems (i.e. intermolecular distances and molecular bond and torsional angles) is considerably large, rather than parameterizing E_{ads} curves as a function of just few of them, first we performed DFT and MP2 atomic relaxations and then calculated all DFT and MP2 energies in the resulting equilibrium structures. In doing this, we disregard local minimum conformations, as customarily done in computational materials studies, and gain valuable insight into the energy landscape provided by each potential. It is important to note that due to the size of the systems considered we were able to perform tight MP2 atomic relaxations only at the 6-31G++ and 6-311G++(2d,2p) levels. Nevertheless, MP2/6-311G++(2d,2p) and benchmark MP2/cc-pVTZ equilibrium structures are very likely to be equivalent since results obtained with both methods are in fairly good agreement (see Figs. 1 and 3), and MP2/6-31G++ and MP2/6-311G++(2d,2p) equilibrium geometries are already very similar (the former case not shown here).

First, we note that equilibrium DFT and MP2 structures obtained for both Ca- and Li-anthracene systems are perceptibly different (see Fig. 2). Of particular concern is the Ca-anthracene system where, depending on the geometry optimization method used, the plane containing the CO₂ molecule orientates perpendicularly (DFT) or parallel (MP2) to anthracene. Also, we observe important differences between DFT-PBE and DFT-B3LYP optimized geometries, the Ca atom being displaced towards an outside carbon ring in the hybrid case (as it also occurs in the MP2-optimized system). Structural differences among Li-anthracene systems are similar to those already explained except that the gas molecule always binds on top of the Li atom and no off-center AEM shift appears in MP2 optimizations.

Concerning E_{ads} results (see Fig. 3), let us concentrate first on the Ca-C₁₄H₁₀ case. As one can see, adsorption energies calculated with the same evaluation and geometry optimization method (highlighted with large grey circles in the figure) are very different. In particular, DFT methods always predict thermodynamically favorable CO₂-binding to Ca-anthracene, with DFT-LDA and DFT-PBE0 providing the largest and smallest E_{ads} values, whereas MP2/6-311G++(2d,2p) calculations show the opposite. Moreover, with MP2/6-311G(2df,2pd) and MP2/cc-pVTZ methods large and positive adsorption energies of $\sim 0.6 - 1.0$ eV are obtained for DFT-optimized geometries, in stark contrast to DFT E_{ads} re-

sults (i.e. $\sim -1.0 - 0.0$ eV). Adsorption energy disagreements in $\text{Li-C}_{14}\text{H}_{10}$ systems are not as dramatic as just described, although the performance of standard DFT methods still remains a cause for concern. Specifically, DFT-LDA and DFT-PBE predict unfavorable CO_2 -binding whereas hybrid DFT and MP2 methods predict the opposite. Also, computed MP2 energies in standard DFT-optimized structures are negative and noticeably larger than DFT $|E_{\text{ads}}|$ values. Interestingly, the series of binding energies calculated for hybrid DFT and MP2/6-311G++(2d,2p) geometries are in remarkably good agreement in spite of the evident structural differences involved (see Fig. 2).

Since the agreement between MP2 and hybrid DFT results in $\text{Ca-C}_{14}\text{H}_{10}$ is only marginally better than achieved with LDA or GGA functionals, common self-interaction exchange errors alone cannot be at the root of standard DFT failure. Consequently, DFT difficulties at fully grasping electron correlations, which in the studied complexes account for the 44 % to 57 % of the total binding energy, must be the major factor behind the discrepancy. In fact, upon gas-adsorption important dispersive dipole-dipole and dipole-quadrupole forces appear in the systems as a consequence of CO_2 inversion symmetry breaking (i.e. the polar molecule is bent), which cannot be described by either local, semilocal or hybrid DFT approximations. Moreover, the non-linearity of the gas molecule also indicates the presence of large electron transfers which are well-known to be challenging for DFT methods [23] (i.e. evaluation of excited electronic states is involved). But, which of these DFT shortcomings, i.e. non-local interactions or charge-transfer errors, is the predominant factor behind E_{ads} inaccuracies? In order to get insight into this question, we performed frontier molecular orbital and charge distribution analysis on isolated and joint $\text{Ca-C}_{14}\text{H}_{10}$ and CO_2 complexes [24]. We found that the energy difference between the HOMO of Ca-anthracene and the LUMO of the gas molecule, ΔE_{front} , varied from 0.7–0.9 eV to -1.4 eV when either calculated with DFT (standard and hybrid) or MP2/cc-pVTZ methods. Positive and large ΔE_{front} values do imply large reactivity and charge transfers from $\text{Ca-C}_{14}\text{H}_{10}$ to CO_2 molecules, ΔQ . In fact, this is consistent with results shown in Fig. 3a and also with our charge distribution analysis: ΔQ values obtained with DFT amount to $\sim 1 e^-$, about a 50 % larger than computed with MP2/cc-pVTZ. Standard and hybrid DFT approximations, therefore, provide overly charged donor (+) and acceptor (-) species which in the joint complexes are artificially stabilized under the action of exaggerated electrostatic interactions. In view of this finding, and also of the large size of the binding energies reported, we identify the inability of DFT methods to correctly describe charge-transfer interactions as the principal cause behind its failure. Reassuringly, calculations done on Li-anthracene systems show a mild improvement on the agreement between hybrid DFT and MP2 methods (not seen in the standard cases) which is accompanied by smaller ΔE_{front}

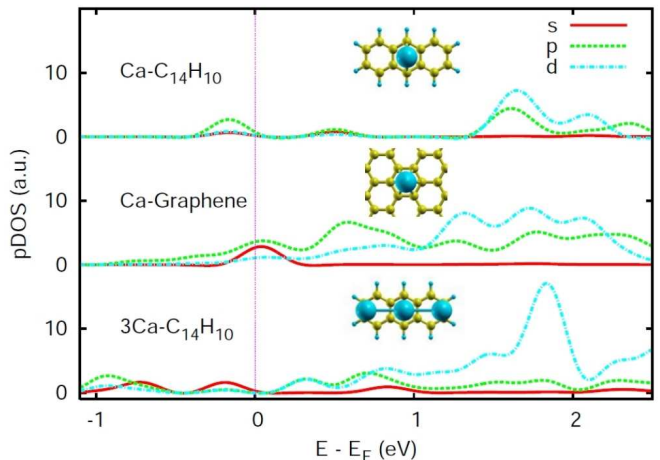


FIG. 4: Partial density of electronic states (pDOS) obtained for Ca-anthracene, Ca-graphene, and 3Ca-anthracene using the DFT-PBE method.

discrepancies (i.e. of just few tenths of an eV). Also, the amount of charge transferred from $\text{Li-C}_{14}\text{H}_{10}$ to CO_2 does not change significantly when either calculated with hybrid DFT or MP2 methods (i.e. 0.6 and 0.4 e^- , respectively).

Overall, the results presented in this section show the key importance of charge-transfer interactions in AEM-based CCS nanoparticles which, as we mentioned in the Introduction, can be reasonably generalized to similar covalent organic structures. Consequently, MP2 or other efficient computational schemes embodying also many-electron correlations (see for instance Ref. [25]) must be employed for the rational design and characterization of these complexes.

B. Emulating extended AEM-decorated carbon surfaces

In view of the composition and structure of anthracene, it appears tempting to generalize our previous conclusions to extended carbon-based materials (e.g. AC and nanostructures). Nevertheless, we show in Fig. 4 that Ca-anthracene and Ca-graphene are quite distinct systems in terms of electronic structure since partially occupied s and d orbitals are missing in the former. It is important to note that equivalent partial density of states (pDOS) dissimilarities are also found when larger C_nH_m molecules are considered (e.g. the case of Ca-coronene [5]). In consequence of these differences, hybridization between sd -sorbent and p - CO_2 orbitals leading to strong gas attraction will be more limited in $\text{Ca-C}_{14}\text{H}_{10}$ complexes than in Ca-decorated graphene [13].

Aimed at improving the likeness among the pDOS of the model system and Ca-decorated graphene while constraining the size of the former system to be small, we increased the number of Ca atoms decorating an-

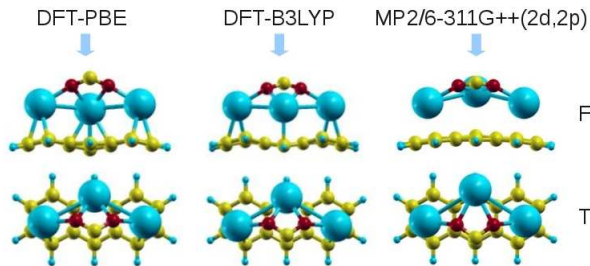


FIG. 5: Front (F) and top (T) views of equilibrium CO_2 -adsorption structures in 3Ca-anthracene as obtained with standard and hybrid DFT and MP2 methods. The atomic color code is the same than used in previous figures.

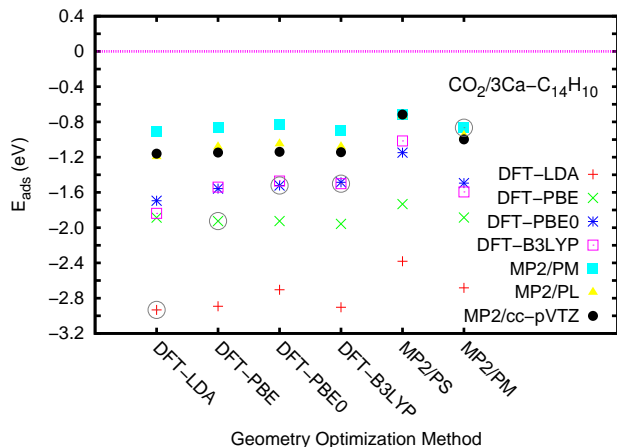


FIG. 6: CO_2 -adsorption energy results obtained for 3Ca-anthracene using different optimization and evaluation methods. Cases in which optimization and evaluation methods coincide are highlighted with large grey circles. PS, PM, and PL notation stands for 6-31G++, 6-311G++(2d,2p), and 6-311G(2df,2pd) Pople AO basis sets, respectively.

thracene [13, 26]. We found that pDOS features in 3Ca- $\text{C}_{14}\text{H}_{10}$ are already compatible with those relevant for CO_2 -binding to Ca-graphene (see Fig. 4) thus, in spite of the obvious chemical and structural deformations introduced (e.g. now the anthracene molecule is significantly bent, see Fig. 5), we performed additional benchmark calculations on this system.

In Figs. 5 and 6 we show the resulting optimized geometries and E_{ads} values. As can be appreciated standard DFT, hybrid DFT and MP2 calculations are now in qualitative good agreement: all methods predict equivalent equilibrium structures and thermodynamically favorable CO_2 -binding. Moreover, adsorption energy differences between hybrid DFT and MP2 methods amount to less than 0.4 eV in most studied geometries, with hybrid DFT systematically providing the smaller values, thus the agreement between these two approaches can be regarded as almost quantitative. On the other hand,

standard DFT approximations tend to significantly overestimate E_{ads} (i.e. by about $\sim 1.0 - 2.0$ eV with respect to the MP2/cc-pVTZ method). We note that charge-transfer interactions in Ca-overdecorated organic complexes play also a dominant role and are very intense. Indeed, the amount of electron charge transferred from 3Ca- $\text{C}_{14}\text{H}_{10}$ to CO_2 is $\Delta Q = 1.3 e^-$ according to the MP2/cc-pVTZ method and also to hybrid DFT approximations. In contrast, standard DFT methods predict larger ΔQ values of $\sim 1.6 - 1.8 e^-$. Therefore, we identify self-interaction exchange errors as the principal cause for overestimation of CO_2 binding to carbon-based surfaces by standard DFT approaches.

In the light of the results presented in this section, we conclude that standard DFT modeling of extended carbon-based CCS materials can be expected to be correct only at the qualitative level. On the other hand, hybrid DFT approximations conform to a well-balanced representation of the relevant interactions in AEM-decorated carbon surfaces thus we propose using them when pursuing accurate descriptions.

IV. CONCLUSIONS

We have performed a thorough computational study in which the failure of standard and hybrid DFT methods at describing the interactions between X-anthracene ($X = \text{Li}$ and Ca) and CO_2 molecules is demonstrated. The origins of this deficiency mainly resides on the inability of standard and hybrid DFT approximations to correctly describe charge-transfer interactions. This finding has major implications in modeling and characterization of coordination polymer frameworks (e.g. MOF and COF) with applications in carbon capture and sequestration. As an effective strategy to get rid of these computational shortcomings, we propose using MP2 or other effective computational approaches incorporating many-electron correlations. Moreover, based on the similarities in electronic structure found between Ca-graphene and 3Ca- $\text{C}_{14}\text{H}_{10}$ systems (and in spite of their obvious chemical and structural differences), we argue that standard DFT modeling of extended carbon-based materials may be expected to be correct at the qualitative level. On the other hand, hybrid DFT approximations will provide quantitative information on these systems. The conclusions presented in this work suggest revision of an important number of computational studies that are relevant to CCS materials engineering.

Acknowledgments

This work was supported by MICINN-Spain (Grants No. MAT2010-18113, CSD2007-00041, and FIS2008-03845) and computing time was kindly provided by CESGA.

-
- [1] *Intergovernmental Panel on Climate Change (IPCC) Special Report on Carbon Dioxide Capture and Storage*, Cambridge University Press, New York, 3-15 (2005).
- [2] D. M. Alessandro, B. Smit, and J. R. Long, *Angew. Chem. Int. Ed.* **49**, 6058 (2010).
- [3] J. Cha *et al.*, *Phys. Rev. Lett.* **103**, 216102 (2009).
- [4] Y. Ohk, Y.-H. Kim, and Y. Jung, *Phys. Rev. Lett.* **104**, 179601 (2010).
- [5] C. Cazorla, S. A. Shevlin, and Z. X. Guo, *Phys. Rev. B* **82**, 155454 (2010).
- [6] C. Cazorla, *Thin Solid Films* **518**, 6951 (2010).
- [7] E_{ads} is defined as the energy difference between the fully relaxed CO_2/X -anthracene system and the individually optimized CO_2 and X-anthracene components. Negative (positive) E_{ads} values thus indicate thermodynamically favorable or exothermic (unfavorable or endothermic) CO_2 -binding to X-anthracene.
- [8] J. Lan *et al.*, *ACS Nano* **4**, 4225 (2010).
- [9] A. Torrisi, C. Mellot-Draznieks, and R. G. Bell, *J. Chem. Phys.* **130**, 194703 (2009).
- [10] A. Torrisi, R. G. Bell, and C. Mellot-Draznieks, *Crystal Growth and Design* **10**, 2839 (2010).
- [11] K. D. Vogiatzis *et al.*, *ChemPhysChem* **10**, 374 (2009).
- [12] Y. Yao *et al.*, *Phys. Rev. B* **85**, 064302 (2012).
- [13] C. Cazorla, S. A. Shevlin, and Z. X. Guo, *J. Phys. Chem. C* **115**, 10990 (2011).
- [14] B. Gao *et al.*, *J. Phys. Chem. C* **115**, 9969 (2011).
- [15] A. K. Mishra and S. Ramaprabhu, *Energy Environ. Sci.* **4**, 889 (2011).
- [16] A. K. Mishra and S. Ramaprabhu, *AIP Advances* **1**, 032152 (2011).
- [17] G. Kresse and J. Furthmüller, *Phys. Rev. B* **54**, 11169 (1996).
- [18] We used the “projector augmented wave” method, P. E. Blöchl, *Phys. Rev. B* **50**, 17953 (1994), to represent the ionic cores and considered the following electrons as valence: C’s $2s$ and $2p$, H’s $1s$, O’s $2s$ and $2p$, Li’s $1s$ and $2s$, and Ca’s $3p$ and $4s$. A large energy cut-off of 700 eV was used in all DFT geometry optimization and energy calculations. The size of the simulation box was $30 \text{ \AA} \times 30 \text{ \AA} \times 30 \text{ \AA}$ and a special Monkhorst-Pack \mathbf{k} -point grid of $2 \times 2 \times 2$ was used for sampling of the first Brillouin zone.
- [19] E. J. Bylaska *et al.*, *NWChem, A Computational Chemistry Package for Parallel Computers, Version 5.1* (2007).
- [20] S. F. Boys and F. Bernardi, *Mol. Phys.* **19**, 553 (1970).
- [21] A. Halkier *et al.*, *Chem. Phys. Lett.* **286**, 243 (1998).
- [22] A. Halkier *et al.*, *Chem. Phys. Lett.* **302**, 437 (1999).
- [23] S. N. Steinmann, C. Piemontesi, A. Delachat, and C. Corminboeuf, *J. Chem. Theory Comput.* **8**, 1629 (2012).
- [24] In VASP calculations, we performed charge distribution analysis based on Bader’s quantum theory (i.e. Bader, R. G. W. *Atoms in Molecules. A Quantum Theory*; Oxford University Press: New York, 1990; Henkelman, G.; Arnaldsson, A.; Johnsson, H. *Comput. Mater. Sci.* **2006**, 36, 354). In NWChem calculations, we adopted the Mulliken population values already provided by the same code.
- [25] L. Schimka *et al.*, *Nat. Mater.* **9**, 741 (2010).
- [26] S. L. Sun *et al.*, *J. Phys. Chem. B* **109**, 12868 (2005).