

Multiscale Gyrokinetics for Rotating Tokamak Plasmas: Fluctuations, Transport and Energy Flows

I. G. Abel,^{1,2,3} G. G. Plunk,⁴ E. Wang,⁵ M. Barnes,⁶
S. C. Cowley,^{2,7} W. Dorland,⁸ and A. A. Schekochihin^{1,3}

E-mail: i.abel1@physics.ox.ac.uk

¹ Rudolf Peierls Centre for Theoretical Physics, University of Oxford, Oxford OX1 3NP, UK

² EURATOM/CCFE Fusion Association, Culham Science Centre, Abingdon OX14 3DB, UK

³ Merton College, Oxford, OX1 4JD, UK

⁴ Max-Planck-Institut für Plasmaphysik, 17491 Greifswald, Germany

⁵ Lawrence Livermore National Laboratory, Livermore, CA 94550, USA

⁶ Plasma Science and Fusion Center, Massachusetts Institute of Technology, Cambridge, MA 02139, USA

⁷ Blackett Laboratory, Imperial College, London SW7 2AZ, UK

⁸ Department of Physics, University of Maryland, College Park, MD 20742-4111, USA

Abstract. This paper presents a complete theoretical framework for studying turbulence and transport in rapidly-rotating tokamak plasmas. The fundamental scale separations present in plasma turbulence are codified as an asymptotic expansion in the ratio $\epsilon = \rho_i/a$ of the gyroradius to the equilibrium scale length. Proceeding order-by-order in this expansion, a set of coupled multiscale equations is developed. They describe an instantaneous equilibrium, the fluctuations driven by gradients in the equilibrium quantities, and the transport-timescale evolution of mean profiles of these quantities driven by the interplay between the equilibrium and the fluctuations. The equilibrium distribution functions are local Maxwellians with each flux surface rotating toroidally as a rigid body. The magnetic equilibrium is obtained from the generalized Grad-Shafranov equation for a rotating plasma, determining the magnetic flux function from the mean pressure and velocity profiles of the plasma. The slow (resistive-timescale) evolution of the magnetic field is given by an evolution equation for the safety factor q . Large-scale deviations of the distribution function from a Maxwellian are given by neoclassical theory. The fluctuations are determined by the “high-flow” gyrokinetic equation, from which we derive the governing principle for gyrokinetic turbulence in tokamaks: the conservation and *local* (in space) cascade of the free energy of the fluctuations (i.e., there is no turbulence spreading). Transport equations for the evolution of the mean density, temperature and flow velocity profiles are derived. These transport equations show how the neoclassical and fluctuating corrections to the equilibrium Maxwellian act back upon the mean profiles through fluxes and heating. The energy and entropy conservation laws for the mean profiles are derived from the transport equations. Total energy, thermal, kinetic, and magnetic, is conserved and there is no net turbulent heating. Entropy is produced by the action of fluxes flattening gradients, Ohmic heating, and the equilibration of interspecies temperature differences. This equilibration is found to include both turbulent and collisional contributions.

Finally, this framework is condensed, in the low-Mach-number limit, to a more concise set of equations suitable for numerical implementation.

1. Introduction

Plasma turbulence in fusion devices is a fundamentally multiscale problem both in space and in time. The turbulent fluctuations driven by background gradients typically occur at scales associated with the ion Larmor radius, ρ_i (or smaller), whilst the mean temperature, density, and bulk velocity profiles vary smoothly over the system scale (in tokamaks, the minor radius a). Similarly, the fluctuation frequency ω is much larger than the rate at which the mean profiles evolve, $\sim \tau_E^{-1}$, where τ_E is the energy confinement time. Table 1 gives approximate values for these space and time scales in some large tokamaks – it is manifest that the separation of scales is very strong in such plasmas. Because of this scale separation, it is possible to average over the time and space scales associated with the turbulent fluctuations and consider mean fields that slowly evolve due to turbulent and collisional transport, with the turbulence in turn driven by gradients in the same mean fields [1, 2, 3, 4, 5, 6].

There are also scale separations associated with the turbulence itself. Turbulence in a strongly magnetized plasma occurs at frequencies ω which are much smaller than the cyclotron frequency of the ions, Ω_i (see Table 1). The turbulence is also strongly anisotropic, viz., correlation lengths along the mean magnetic field are much longer than correlation lengths across the field; particles can stream rapidly along field lines but only drift slowly across them. These two properties of the turbulence are the foundation of the gyrokinetic theory [7, 8, 9, 10, 11], in which the fast cyclotron time scales are averaged out and the full 6D kinetics reduced to a simpler 5D formulation, the kinetics of charged rings.

In this paper, we unify this hierarchy of timescales and spatial scales in one formulation. We use the physical scale separations inherent in plasma dynamics to determine how the mean fields influence the evolution of the small-scale turbulence, and how the turbulent fluctuations react back upon the mean fields. To quantify this back reaction, we derive the transport equations, in which it becomes manifest by what physical mechanisms the turbulence can affect the mean distribution functions and fields.

The structure of this paper is as follows. We start by recapitulating the fundamental equations of plasma physics in Section 2 and splitting all quantities into mean and fluctuating parts in Section 3.1. After formalising our assumptions about scale separation, the practical validity of such assumptions is discussed in Section 3.2. We then impose order on our multiple small parameters and scale separations by introducing the fundamental gyrokinetic ordering in Section 3.5. This allows us to formulate the entire problem as a systematic expansion in the small ratio $\epsilon = \rho_i/a$. In subsequent sections, we proceed to expand the equations of Section 2 order by order in ϵ , zeroth order in Section 4, first in Section 6, second in Section 7 and finally, third (transport order) in Section 8; pausing in Section 5 to introduce rotating gyrokinetic variables, which are convenient for handling the turbulent kinetics in toroidally rotating plasmas.

Sections 2 to 8 are, necessarily, quite technical. Readers who believe themselves to be already familiar with the formalism presented in these sections may wish to skip

directly to Section 9. Sections 9 and 10 attempt to explain the physical content of multiscale gyrokinetics by combining all our earlier results and examining how energy and entropy flow between the various constituent parts of our multiscale system. In Section 9.1, we prove that our transport equations conserve the total energy, and that the fluctuations can do no net work on the mean fields. Explaining this result leads us in Section 9.2 to consider the balance of free energy of the fluctuations, as this is the fundamental conserved quantity of kinetic turbulence [12, 13, 14, 15]. The equation derived for the conservation of free energy clearly demonstrates a local (to a given flux surface) turbulent cascade that takes the energy injected by instabilities and dissipates it via collisions. In Section 10, we link the free-energy cascade and the mean-field transport through the evolution of the mean entropy of the system.

Parameter	JET	D-IIID	K-STAR	TFTR	ITER (projected)
B , T	3.5	2	3.5	5-6	5
n_e , cm^{-3}	5×10^{13}	5×10^{13}	5×10^{13}	10^{14}	10^{14}
T_i , keV	5–15	7	5–10	5–32	25
u , km/s	500	200	0.1–100	100	50
$M = u/v_{\text{th}_i}$	0.3–0.5	0.35	0.01–0.2	0.1–0.2	0.05
λ_{De} , cm	1.3×10^{-2}	8.8×10^{-3}	8.2×10^{-3}	4×10^{-3}	1.2×10^{-2}
ρ_i , cm	0.051	0.06	0.045	0.032	0.032
a , cm	100	50	50	87	200
ν_{ee} , s^{-1}	1.6×10^3	4.5×10^3	7.2×10^3	1.3×10^3	1.3×10^3
$\omega \sim v_{\text{th}_i}/a$, s^{-1}	2.0×10^4	1.6×10^5	1.5×10^5	1.4×10^5	5.5×10^4
Ω_i , s^{-1}	1.7×10^8	9.6×10^7	1.7×10^8	2.6×10^8	2.4×10^8
τ_E , s	0.5	0.1	0.3	0.3	3.5
$\epsilon = \rho_i/a$	5×10^{-3}	1.21×10^{-2}	6.9×10^{-3}	5.2×10^{-3}	2.28×10^{-3}
β_i	2.5%	3.5%	1–4%	4.5%	4%

Table 1. Typical length and time scales in selected fusion devices (approximate). JET parameters estimated from [16], DIII-D from [17], TFTR from [18], and ITER from TRANSP studies [19, 20].

Sections 2–10 present a pedagogical derivation all the way from the Vlasov-Landau-Maxwell system of equations to the non-equilibrium mean-field thermodynamics of the system. The order of presentation is the order of the asymptotic expansion, in the spirit of asymptotology [21]. However, there are three conceptual strands interwoven in the derivation that deserve to be highlighted separately.

Firstly, there is the equilibrium – the instantaneous solution for the mean fields. First we recover the toroidally rotating Maxwellian for the mean distribution function (Section 6.1) and find that the toroidal rotation is a rigid-body motion of nested flux surfaces (Section 4.1 and Section 6.1). This solution has an arbitrary density and temperature for each species and an arbitrary angular velocity on each flux surface.

Then, in Section 6.3, we find that the poloidal variation of the density is determined by the balance between centrifugal forces and electrostatic fields set up within a flux surface. With these results in hand, the poloidal flux function is determined, in Section 7.2, by a generalized Grad-Shafranov equation (136). Finally, the first-order correction to the mean distribution function is given by the solution of the neoclassical drift-kinetic equation, which is also (re)derived within our unified formalism (Section 7.1).

Secondly, there are the fluctuations that feed on the free-energy sources (gradients) present in this (local) equilibrium. The fluctuating distribution function splits into the Boltzmann response to the fluctuating electromagnetic fields and a distribution of charged rings (Section 6.4). This non-Boltzmann part of the distribution function is governed by the gyrokinetic equation (Section 7.4). This system of equations is closed by Maxwell’s equations for the fluctuating electromagnetic fields in Section 7.5. Finally, in Section 9.2, we conclude this strand by deriving the conservation law that governs the nature of the fluctuations: the conservation of free energy.

Thirdly, there is the long-time evolution of the mean fields. This starts in Section 7.3, where we determine the evolution of the mean magnetic field. This turns out to be completely independent of the fluctuations. The back-reaction of the small-scale turbulence on the mean profiles is found in the transport equations of Section 8. Examining particle, momentum and energy conservation, we find (166), (179), and (194), which determine the transport-timescale evolution of the density, angular velocity and temperature profiles in terms of fluxes and sources, which in turn are given as functions of the turbulent and neoclassical distribution functions and fields. This strand concludes with the results of Section 9.1 and Section 10: that the total energy is conserved on the transport timescale and that the increase of mean entropy can be written in the usual way as a combination of heating terms and the product of fluxes and thermodynamic gradients.

This paper is written in an entirely self-contained way and so presents both rederivations of many known results, cast in forms suitable for our unified framework, and a number of new results – we have, throughout the exposition, striven to give credit where credit is due without attempting to provide a fully exhaustive literature review. To guide a reader aiming to learn gyrokinetic theory from this paper, it is perhaps useful to put our approach into the context of other, alternative, approaches. Our exposition falls within what might be termed “traditional gyrokinetics,” in which the theory is viewed as an order-by-order asymptotic expansion. We have made no attempt to adjust our equations to achieve a Hamiltonian structure or exact energy conservation *within* each asymptotic order (see Appendix B.1 for further comments on this subject; for an exposition of the Hamiltonian approach, see [22] and references therein) – indeed, the salient point of Section 9 is that energy in a multiscale system flows between fluctuations and mean fields and so “between different orders” of the asymptotic expansion. The expansion terminates at the transport order (Section 8) in the sense that the equations are closed and energy is conserved overall. Similarly, we make no attempt to formulate

“global” equations that simultaneously describe the long and short scales – in fact, we take scale separation to be a virtue and consistently enforce it within our formalism. This said, alternative approaches (sometimes termed “modern gyrokinetics”) have many virtues of their own to recommend them – not least some fascinating mathematics – and we refer the curious reader to recent reviews [22, 23] where they are presented.

In Section 11, we present a low-Mach-number limit of the system of equations given in this paper. This limit removes many cumbersome technical complications and so Sections 11.2–11.6 can be used as a concise summary of the basic structure of our multiscale hierarchy. It is this set of equations which is implemented in current linked-flux-tube transport codes [24, 25].

Finally, in Section 12, we finish the paper by summarizing the conclusions of this work and how they fit into the broader landscape of fusion plasma physics.

2. Fundamental Equations

As our starting point we take the Fokker-Planck kinetic equation for f_s , the distribution function of species s ,

$$\frac{df_s}{dt} = \frac{\partial f_s}{\partial t} + \mathbf{v} \cdot \nabla f_s + \frac{Z_s e}{m_s} \left(\tilde{\mathbf{E}} + \frac{1}{c} \mathbf{v} \times \tilde{\mathbf{B}} \right) \cdot \frac{\partial f_s}{\partial \mathbf{v}} = C[f_s] + S_s, \quad (1)$$

where Z_s is the charge of the particles of species s as a multiple of the fundamental charge e , m_s their mass and \mathbf{v} their velocity. We will work in Gaussian units throughout with c the speed of light, $\tilde{\mathbf{E}}$ the electric field and $\tilde{\mathbf{B}}$ the magnetic field (throughout this work, tildes denote exact fields containing both the mean and the fluctuating parts; see Section 3.1). On the right hand side, $C[f]$ is the Landau collision operator and S_s an arbitrary source term that stands in for all physical processes not yet accounted for, e.g., atomic physics, fusion reactions, Bremsstrahlung, radio frequency heating and current drive.

The electric and magnetic fields obey Maxwell’s equations:

$$\nabla \cdot \tilde{\mathbf{E}} = 4\pi \tilde{\varrho}, \quad (2)$$

$$\nabla \cdot \tilde{\mathbf{B}} = 0, \quad (3)$$

$$\frac{\partial \tilde{\mathbf{B}}}{\partial t} = -c \nabla \times \tilde{\mathbf{E}}, \quad (4)$$

$$\nabla \times \tilde{\mathbf{B}} = \frac{4\pi}{c} \tilde{\mathbf{j}} + \frac{1}{c} \frac{\partial \tilde{\mathbf{E}}}{\partial t}, \quad (5)$$

where the charge density $\tilde{\varrho}$ and current $\tilde{\mathbf{j}}$ are

$$\tilde{\varrho} = \sum_s Z_s e \int d^3 \mathbf{v} f_s, \quad (6)$$

$$\tilde{\mathbf{j}} = \sum_s Z_s e \int d^3 \mathbf{v} \mathbf{v} f_s. \quad (7)$$

For the purposes of this work, we neglect Debye-scale effects and relativistic effects, viz.,

$$k_{\perp}^2 \lambda_{\text{De}}^2 \ll 1, \quad (8)$$

$$\frac{v_{\text{th}_s}^2}{c^2} \ll 1, \quad (9)$$

where $\lambda_{\text{De}} = \sqrt{T_e / 4\pi n_e e^2}$ is the Debye length, $v_{\text{th}_s} = \sqrt{2T_s / m_s}$ the thermal speed and T_s and n_s are the mean temperature and density of species s , where the notion of mean will be rigorously defined in Section 3.1. The assumptions (8) and (9) are well satisfied in most modern fusion experiments and will be in future ones.

We use (8) to replace (2) with the quasineutrality constraint ‡

$$\tilde{\varrho} = 0, \quad (10)$$

and (9) to drop the displacement current in (5), giving Ampère's Law,

$$\nabla \times \tilde{\mathbf{B}} = \frac{4\pi}{c} \tilde{\mathbf{j}}. \quad (11)$$

We also satisfy (3) and (4) by introducing the scalar potential $\tilde{\varphi}$ and the vector potential $\tilde{\mathbf{A}}$:

$$\tilde{\mathbf{E}} = -\nabla \tilde{\varphi} - \frac{1}{c} \frac{\partial \tilde{\mathbf{A}}}{\partial t}, \quad (12)$$

$$\tilde{\mathbf{B}} = \nabla \times \tilde{\mathbf{A}}. \quad (13)$$

We will work in the Coulomb gauge $\nabla \cdot \tilde{\mathbf{A}} = 0$. Thus, the four Maxwell equations (2)–(5) are replaced by (10), (11), (12) and (13).

3. Fluctuations and Mean Fields

3.1. Small-Scale Averaging

In order to analyse the mean and fluctuating quantities separately, we introduce the concept of an average over fluctuations, denoted by $\langle \cdot \rangle_{\text{turb}}$. Formally, we demand that it separate any arbitrary physical quantity g into an averaged part $\langle g \rangle_{\text{turb}}$ and a fluctuating part $\delta g = g - \langle g \rangle_{\text{turb}}$, which by construction vanishes under the average, $\langle \delta g \rangle_{\text{turb}} = 0$.

As there is a separation of scales, we can interpret this average as an average over the fluctuating temporal and spatial scales. The equilibrium length scale, denoted a (and understood to be, e.g., the tokamak minor radius), is well separated from the fluctuation length scale, taken to be the Larmor radius $\rho_s = v_{\text{th}_s} / \Omega_s$, where $\Omega_s = Z_s e B / m_s c$. Therefore, we can pick an intermediate scale λ that satisfies

$$a \gg \lambda \gg \rho_s \quad (14)$$

‡ The quasineutrality constraint implicitly defines the fluctuating electrostatic potential and the mean electric field within a flux surface but cannot, in practice, be used to determine the mean radial electric field [26], so we derive an equation for the radial electric field from momentum conservation in Section 8.2.

and define the perpendicular spatial average $\langle \cdot \rangle_{\perp}$ of a function $g(\mathbf{r}, \mathbf{v}, t)$ by

$$\langle g(\mathbf{r}, \mathbf{v}, t) \rangle_{\perp} = \int_{\lambda_{\perp}^2} d^2 \mathbf{r}'_{\perp} g(\mathbf{r}'_{\perp}, l, \mathbf{v}, t) \bigg/ \int_{\lambda_{\perp}^2} d^2 \mathbf{r}_{\perp}, \quad (15)$$

where λ_{\perp}^2 is a small surface which is everywhere normal to the magnetic field and has spatial extent of the order of λ in both perpendicular directions. The integrals are taken at constant \mathbf{v} , t and l , where l is the distance along a given field line, or any other field-aligned coordinate – see Fig. 1. Clearly, an averaged function cannot vary on the small length scales $\sim \rho_s$, and any function that varies only on the equilibrium length scale $\sim a$ is unaffected by the average. Similarly, the typical fluctuation time scale ω^{-1} and




Figure 1. A section of a toroidal flux surface showing field lines and, in blue, the small perpendicular patches λ_{\perp}^2 over which fluctuations are averaged in (15). Black arrows denote the normals to the patches, and are aligned with the magnetic field.

the timescale of the evolution of the mean profiles, taken to be the transport time τ_E , are also well separated. Therefore, we can pick an intermediate time T that satisfies

$$\tau_E \gg T \gg \omega^{-1} \quad (16)$$

and use it to define the temporal average $\langle \cdot \rangle_T$ by

$$\langle g(\mathbf{r}, \mathbf{v}, t) \rangle_T = \frac{1}{T} \int_{t-T/2}^{t+T/2} dt' g(\mathbf{r}, \mathbf{v}, t'), \quad (17)$$

with the integral taken at constant \mathbf{r} and \mathbf{v} . Once again, we see that averaged functions cannot vary on the short timescale ω^{-1} , and that functions that vary on the transport timescale are unchanged.

We now define the full average over fluctuations by

$$\langle g(\mathbf{r}, \mathbf{v}, t) \rangle_{\text{turb}} = \langle \langle g \rangle_{\perp} \rangle_T. \quad (18)$$

We can split the distribution function f_s and all fields into mean and fluctuating parts:

$$f_s = F_s + \delta f_s, \quad F_s = \langle f_s \rangle_{\text{turb}}, \quad (19)$$

$$\tilde{\mathbf{E}} = \mathbf{E} + \delta \mathbf{E}, \quad \mathbf{E} = \langle \tilde{\mathbf{E}} \rangle_{\text{turb}}, \quad (20)$$

$$\tilde{\mathbf{B}} = \mathbf{B} + \delta \mathbf{B}, \quad \mathbf{B} = \langle \tilde{\mathbf{B}} \rangle_{\text{turb}}, \quad (21)$$

$$\tilde{\mathbf{A}} = \mathbf{A} + \delta \mathbf{A}, \quad \mathbf{A} = \langle \tilde{\mathbf{A}} \rangle_{\text{turb}}, \quad (22)$$

$$\tilde{\varphi} = \varphi + \delta \varphi, \quad \varphi = \langle \tilde{\varphi} \rangle_{\text{turb}}. \quad (23)$$

3.2. Scale Separation

Let us use the average (18) to restate the formal assumptions about temporal and spatial variation of the mean and fluctuating quantities ($\langle g \rangle_{\text{turb}}$ and δg):

$$\frac{\partial}{\partial t} \ln \langle g \rangle_{\text{turb}} \sim \tau_E^{-1}, \quad (24)$$

$$\frac{\partial}{\partial t} \ln \delta g \sim \omega, \quad (25)$$

$$\nabla \ln \langle g \rangle_{\text{turb}} \sim \mathbf{b} \cdot \nabla \ln \delta g \sim a^{-1}, \quad (26)$$

$$\nabla_{\perp} \ln \delta g \sim k_{\perp} \sim \rho_s^{-1}, \quad (27)$$

where \mathbf{b} is the unit vector in the direction of the averaged magnetic field, and \perp and \parallel denote components of vectors or operators perpendicular and parallel to the averaged magnetic field, respectively. In Section 3.5, we will formally order all time scales, spatial scales and fluctuation amplitudes with respect to the small parameter $\epsilon = \rho_s/a$.

Equations (24)–(27) encode the assumption of complete scale separation. Whilst we will consider *only* plasmas in which the scales *are* separated, there are reasons why one might question the validity or usefulness of this assumption. In part this is a question of how asymptotic any given experiment (numerical or physical) is, i.e., how small ρ_i/a is (strictly speaking, we only determine how the plasma behaviour changes as ρ_i/a decreases, but it should be a better approximation the smaller ρ_i/a is). It is important to realise that, however accurate the theory that we present in this paper might be, we cannot capture effects that vanish as $\rho_i/a \rightarrow 0$. There are, broadly-speaking, two questions one must consider with regard to this limitation.

Firstly, to what extent is it valid to assume that all fluctuations are small-scale, $k_\perp \rho_i \sim 1$, and short-timescale, $a/v_{\text{th}_s} \ll \tau_E$? From linear studies, we know that the instabilities that drive fluctuations in tokamaks are most virulent at $k_\theta \rho_i \sim 1$, where k_θ is the poloidal wavenumber, but many linear calculations lead to a radial eigenmode structure that is extended across a finite fraction of the radius of the plasma. At first glance, this violates our assumption of scale separation. However, we are considering a *turbulent* plasma, i.e., one in which the nonlinear processes on each flux surface occur much more rapidly than the timescales on which these radial eigenmode structures are formed. This can limit the radial correlation length (the important nonlinear length scale) to a small spatial scale, well separated from the scale of profile variation – even if the linear mode structure is *set* by such profile variation. So long as this condition holds, we can use the results of this paper to investigate the effect such turbulence has on the plasma as a whole – even though we will not correctly determine the linear mode structure (effectively we are neglecting ρ_i/a corrections to the growth rate and mode structure).

The second question is to what extent are the mean profiles confined to the long spatial (a) and slow temporal (τ_E) scales? In current experiments, some interesting phenomena arise in parameter regimes where the mean length scales can approach ρ_i (or, equivalently ρ_{pol} the poloidal ion gyroradius or banana width) and where the timescales of profile evolution can become short as, e.g., in transport barriers, L-H transitions, and heat pulse / cold pulse experiments. It is currently unclear whether the physics of these phenomena is intrinsically related to a violation of scale separation (i.e., whether the effect disappears as $\rho_i/a \rightarrow 0$ and so our theory is inapplicable) or whether the scale separation is instead merely obscured by the particular parameters of current experiments (i.e., ρ_i/a is no longer numerically small, but our formalism may still qualitatively describe the behaviour of the plasma). Thus, the applicability of the theory presented in this paper to such problems is an open question.

3.3. Axisymmetry and Magnetic Geometry

We will assume the axisymmetry of all mean quantities. In the case of modern tokamaks, the deviation from axisymmetry in the magnetic field is extremely small, much smaller than ρ_s/a in such devices. Let us introduce the cylindrical coordinate system: major radius R , vertical position z and toroidal angle ϕ . We pick this system such that (R, ϕ, z) is a right-handed coordinate system – see Fig. 2. Assuming that the toroidal magnetic field variation is the same as the toroidal variation of any averaged quantity, we formally demand that for any quantity $g(\mathbf{r})$,

$$\frac{\partial \ln \langle g \rangle_{\text{turb}}}{\partial \phi} = 0. \quad (28)$$

At the end of Section 5.2, we will extend the notion of axisymmetry to distribution functions, which depend upon velocity space as well as the position \mathbf{r} . The averaged

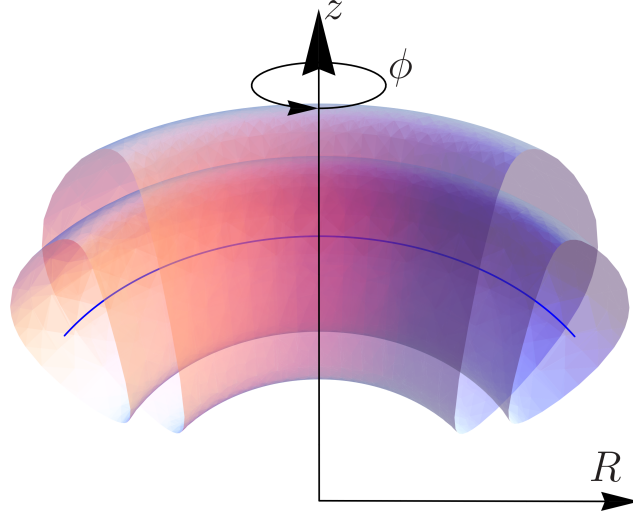


Figure 2. The toroidal coordinate system (R, z, ϕ) showing the magnetic axis and flux surfaces

form of (13) is

$$\mathbf{B} = \nabla \times \mathbf{A} = \left(\frac{\partial A_R}{\partial z} - \frac{\partial A_z}{\partial R} \right) R \nabla \phi + \frac{1}{R} \frac{\partial (R A_\phi)}{\partial R} \nabla z - \frac{\partial A_\phi}{\partial z} \nabla R, \quad (29)$$

where

$$\mathbf{A} = A_\phi \nabla \phi + A_R \nabla R + A_z \nabla z \quad (30)$$

and we have used (28) to drop all ϕ derivatives. Therefore, the magnetic field can be written in the usual toroidal decomposition [27]:

$$\mathbf{B} = I \nabla \phi + \nabla \psi \times \nabla \phi, \quad (31)$$

where

$$\psi(R, z) = A_\phi = R^2 \mathbf{A} \cdot \nabla \phi \quad (32)$$

is the poloidal flux function and

$$I(R, z) = R \left(\frac{\partial A_R}{\partial z} - \frac{\partial A_z}{\partial R} \right) = R^2 \mathbf{B} \cdot \nabla \phi. \quad (33)$$

The toroidal symmetry guarantees the existence of well-defined flux surfaces [28, 29]. Topologically, these are nested tori. Since $\mathbf{B} \cdot \nabla \psi = 0$, these surfaces can be labelled by ψ . We will see that many mean quantities will only depend on R and z through $\psi(R, z)$.

3.4. Flux-Surface Averaging and the Motion of Flux Surfaces

It will be convenient to define an average over the surface labelled by ψ , which we do as follows [30, 31]. For an arbitrary function $g(\mathbf{r})$,

$$\langle g(\mathbf{r}) \rangle_\psi(\psi) = \lim_{\Delta\psi \rightarrow 0} \left\{ \frac{\int_{\Delta(\psi)} d^3 \mathbf{r} g(\mathbf{r})}{\int_{\Delta(\psi)} d^3 \mathbf{r}} \right\}, \quad (34)$$

where the domain of integration $\Delta(\psi)$ is the annulus between the flux surface labelled by ψ and that labelled by $\psi + \Delta\psi$ (see Fig. 3).

Note that

$$\begin{aligned} \frac{\partial}{\partial\psi} \int_{D(\psi,t)} d^3\mathbf{r} g &= \lim_{\Delta\psi \rightarrow 0} \frac{1}{\Delta\psi} \left(\int_{D(\psi+\Delta\psi,t)} d^3\mathbf{r} g - \int_{D(\psi,t)} d^3\mathbf{r} g \right) \\ &= \lim_{\Delta\psi \rightarrow 0} \frac{1}{\Delta\psi} \int_{\Delta} d^3\mathbf{r} g = V' \langle g \rangle_{\psi}, \end{aligned} \quad (35)$$

where $D(\psi, t)$ is the volume enclosed by the flux surface labelled by ψ (i.e., the volume between that surface and the magnetic axis; see Fig. 3), $V = \int_{D(\psi,t)} d^3\mathbf{r}$ is the volume of this region and

$$V' = \lim_{\Delta\psi \rightarrow 0} \frac{1}{\Delta\psi} \int_{\Delta} d^3\mathbf{r} = \frac{\partial V}{\partial\psi}. \quad (36)$$

Thus, an alternate definition of the flux-surface average is

$$\langle g \rangle_{\psi} = \frac{1}{V'} \frac{\partial}{\partial\psi} \int_{D(\psi,t)} d^3\mathbf{r} g = \frac{1}{V'} \frac{\partial}{\partial\psi} \int_0^{\psi} d\psi' \int_{\partial D(\psi',t)} \frac{dS}{|\nabla\psi|} g = \frac{1}{V'} \int_{\partial D(\psi,t)} \frac{dS}{|\nabla\psi|} g, \quad (37)$$

where the surface integral is taken over the boundary of D , $\partial D(\psi, t)$, and we have defined ψ in such a way that $\psi = 0$ at the magnetic axis.[§]

We will discover in the subsequent sections (Sections 7.3, 8 and 9) that flux-surface averaging allows us to close evolution equations for the mean fields. Two mathematical identities will be useful in those derivations: the formula for the flux-surface average of a divergence and that for the flux-surface average of a time derivative.

First, using (37), we find for any vector field $\mathbf{A}(\mathbf{r})$,

$$\langle \nabla \cdot \mathbf{A} \rangle_{\psi} = \frac{1}{V'} \frac{\partial}{\partial\psi} \int_{D(\psi,t)} d^3\mathbf{r} \nabla \cdot \mathbf{A} = \frac{1}{V'} \frac{\partial}{\partial\psi} \int_{\partial D(\psi,t)} \frac{dS}{|\nabla\psi|} \mathbf{A} \cdot \nabla\psi. \quad (38)$$

Therefore,

$$\langle \nabla \cdot \mathbf{A} \rangle_{\psi} = \frac{1}{V'} \frac{\partial}{\partial\psi} V' \langle \mathbf{A} \cdot \nabla\psi \rangle_{\psi}, \quad (39)$$

which is the first of the two identities we will require later. This identity also implies that

$$\langle \mathbf{B} \cdot \nabla g \rangle_{\psi} = \langle \nabla \cdot (g\mathbf{B}) \rangle_{\psi} = \frac{1}{V'} \frac{\partial}{\partial\psi} V' \langle g\mathbf{B} \cdot \nabla\psi \rangle_{\psi} = 0. \quad (40)$$

Thus, the flux-surface average annihilates the operator $\mathbf{B} \cdot \nabla$ [31].

Since the constant- ψ surfaces change in time, flux-surface averages do not commute with time derivatives. Let us consider

$$\begin{aligned} \frac{\partial}{\partial t} \Big|_{\psi} \int_{D(\psi,t)} d^3\mathbf{r} g &= \int_{D(\psi,t)} d^3\mathbf{r} \frac{\partial g}{\partial t} + \int_{\partial D(\psi,t)} \frac{dS}{|\nabla\psi|} g \mathbf{V}_{\psi} \cdot \nabla\psi \\ &= \int_{D(\psi,t)} d^3\mathbf{r} \frac{\partial g}{\partial t} + V' \langle g \mathbf{V}_{\psi} \cdot \nabla\psi \rangle_{\psi}, \end{aligned} \quad (41)$$

[§] In our choice of coordinates, ψ increases away from the magnetic axis if the toroidal current flows in the negative ϕ direction and the toroidal field is in the positive ϕ direction. Similarly, if the toroidal field and current are both in the positive ϕ direction, ψ will decrease away from the magnetic axis. If the positive ϕ direction is fixed to be opposite to that of the toroidal current then ψ will always increase outwards.

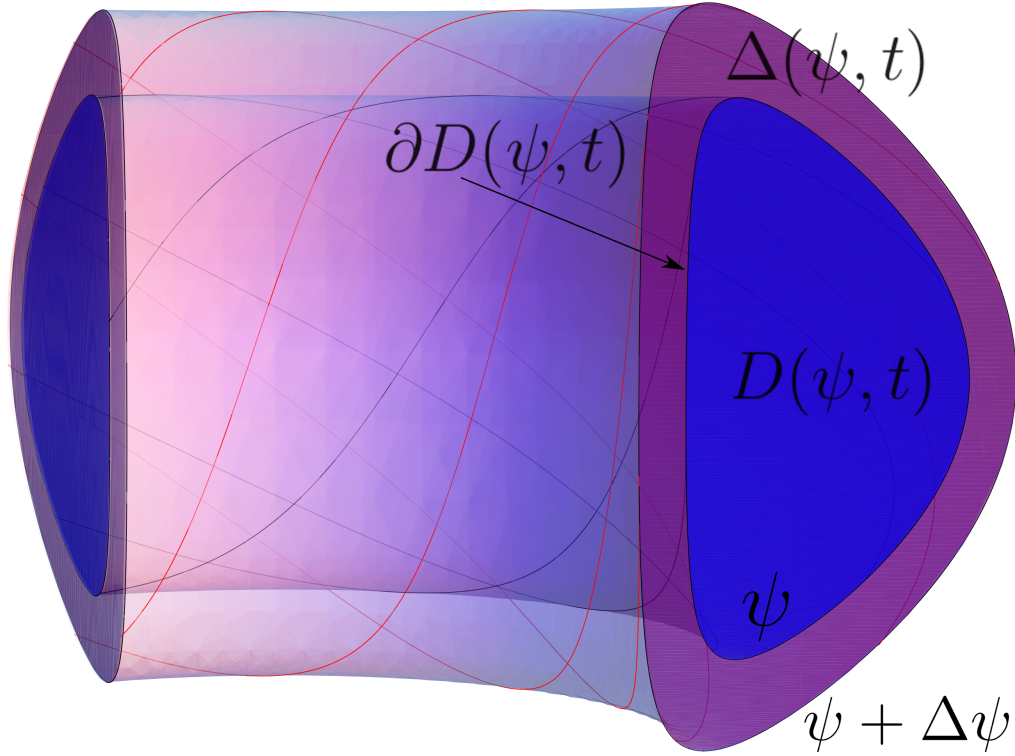


Figure 3. A section of the torus showing the regions $D(\psi, t)$ and $\Delta(\psi, t)$ used in defining the flux-surface average (34), (37) and the surface ∂D separating these regions.

where \mathbf{V}_ψ is the velocity with which the boundary of $D(\psi, t)$ moves. The time derivative in the left-hand side of (41) is taken at constant flux label ψ . Taking the derivative of (41) with respect to ψ and using (37), we find

$$\left\langle \frac{\partial g}{\partial t} \right\rangle_\psi = \frac{1}{V'} \frac{\partial}{\partial \psi} \int_{D(\psi, t)} d^3\mathbf{r} \frac{\partial g}{\partial t} = \frac{1}{V'} \frac{\partial}{\partial t} \Big|_\psi V' \langle g \rangle_\psi - \frac{1}{V'} \frac{\partial}{\partial \psi} V' \langle g \mathbf{V}_\psi \cdot \nabla \psi \rangle_\psi. \quad (42)$$

Finally, as the boundary of $D(\psi, t)$ is defined to be a constant- ψ surface, we have

$$\frac{\partial \psi}{\partial t} + \mathbf{V}_\psi \cdot \nabla \psi = 0. \quad (43)$$

As \mathbf{V}_ψ is defined to be the velocity of a flux surface, we can demand that \mathbf{V}_ψ has no component in the surface and so

$$\mathbf{V}_\psi = -\frac{\partial \psi}{\partial t} \frac{\nabla \psi}{|\nabla \psi|^2}. \quad (44)$$

Therefore,

$$\left\langle \frac{\partial g}{\partial t} \right\rangle_\psi = \frac{1}{V'} \frac{\partial}{\partial t} \Big|_\psi V' \langle g \rangle_\psi + \frac{1}{V'} \frac{\partial}{\partial \psi} V' \left\langle g \frac{\partial \psi}{\partial t} \right\rangle_\psi, \quad (45)$$

which is the second of the identities we were seeking.

3.5. The Gyrokinetic Ordering

To proceed further we need to impose order on the three small parameters we have, $\epsilon = \rho_s/a$, ω/Ω_s and the anisotropy of the turbulence k_{\parallel}/k_{\perp} , as well as on the amplitudes of the fluctuations. Then each term in the kinetic equation (1) will have a well defined order in terms of ϵ when compared to $\Omega_s f_s$.

We postulate the following standard ordering [11] of the time and space scales with respect to ϵ ||,

$$\frac{|\delta \mathbf{B}|}{|\mathbf{B}|} \sim \frac{|\delta \mathbf{E}|}{|\mathbf{E}|} \sim \frac{\delta f_s}{f_s} \sim \frac{k_{\parallel}}{k_{\perp}} \sim \frac{\omega}{\Omega_s} \sim \frac{\rho_s}{a} = \epsilon \quad (46)$$

Note that when treating the electromagnetic fields, we order the electric field \mathbf{E} and the magnetic field \mathbf{B} as

$$\mathbf{E} \sim \frac{v_{\text{ths}}}{c} \mathbf{B}, \quad (47)$$

which is equivalent to assuming that the $\mathbf{E} \times \mathbf{B}$ flows are at most sonic and not relativistic.

From these assumptions, we can make a simple random-walk estimate of the turbulent thermal diffusivity $\chi_{T_s} \sim \rho_s^2 \omega$ (gyro-Bohm diffusion [32]) and then order the transport time on the basis of this estimate:

$$\frac{1}{\tau_E} \sim \frac{\chi_T}{a^2} \sim \frac{\omega}{\Omega_s} \left(\frac{\rho_s}{a} \right)^2 \Omega_s \sim \epsilon^3 \Omega_s. \quad (48)$$

For the collision operator $C[f_s]$, we choose an ordering that allows the plasma to be either collisional or collisionless, namely $C[f_s] \sim \omega f_s$. Thus, all collision frequencies ν are ordered

$$\frac{\nu}{\Omega_s} \sim \epsilon, \quad (49)$$

and any further assumption about the collisionality will be handled as a subsidiary expansion. Even though the collision frequency ν is often smaller than ω , the collision operator $C[\delta f_s]$ must be retained as the turbulence will otherwise generate arbitrarily small scales in velocity space [12, 14, 15, 33, 34] ¶. We will return to this point in Section 9.2 when discussing free-energy balance.

Finally, we order the source term as $S_s \sim F_s/\tau_E$ which restricts us to sources of particles, energy and momentum that do not alter the Maxwellian form of the equilibrium distribution function (found in Section 6.1). In [35], this restriction is relaxed to consider sources that produce high-energy tails and other non-Maxwellian distributions.

|| In this paper, we use the symbol \sim to mean “is the same order as” rather than the more usual “is asymptotically equivalent to”.

¶ We choose not to order velocity-space derivatives, which would allow the introduction of smaller collision frequencies whilst retaining $C[f_s] \sim \omega f_s$.

We can now expand the mean (large-scale) distribution function F_s and the fluctuating (small-scale) distribution function δf_s as follows

$$F_s = F_{0s} + F_{1s} + F_{2s} + \cdots, \quad (50)$$

$$\delta f_s = \delta f_{1s} + \delta f_{2s} + \cdots, \quad (51)$$

where $F_{0s} \sim f_s$, $F_{1s} \sim \delta f_{1s} \sim \epsilon f_s$, $F_{2s} \sim \delta f_{2s} \sim \epsilon^2 f_s$, etc.

In the following sections, we insert (50) and (51) into the Fokker-Planck equation (1) and expand order by order in ϵ .

4. Zeroth Order $O(\Omega_s f_s)$

In this section, we derive the lowest-order implications of imposing the ordering of Section 3.5 on the equations of Section 2.

We start by taking the lowest-order components of (10) and (11). The former just states that the lowest-order mean densities n_s must satisfy the quasineutrality constraint:

$$\sum_s Z_s e n_s = 0, \quad n_s = \int d^3 \mathbf{v} F_{0s}. \quad (52)$$

Substituting the toroidal decomposition of the magnetic field, (31), in Ampère's law, (11), we merely find that the mean current $\mathbf{j} = \langle \tilde{\mathbf{j}} \rangle_{\text{turb}}$ must be zero to this order,

$$\mathbf{j} = \sum_s Z_s e n_s \mathbf{u}_s = 0, \quad \mathbf{u}_s = \frac{1}{n_s} \int d^3 \mathbf{v} \mathbf{v} F_{0s}. \quad (53)$$

By taking the lowest-order component of (12), we also learn that the mean electric field is predominantly electrostatic:

$$\mathbf{E} = -\nabla \varphi + O\left(\epsilon^2 \frac{v_{\text{th}s}}{c} B\right). \quad (54)$$

4.1. Sonic Flows

We now prove that if the plasma has any perpendicular flow faster than the drift velocity then it is a purely toroidal $\mathbf{E} \times \mathbf{B}$ flow. This restriction on the flow has previously been found in the context of neoclassical collisional transport [36, 37, 38, 39].

From (1), we find to lowest order in ϵ ,

$$\left(\mathbf{E} + \frac{1}{c} \mathbf{v} \times \mathbf{B} \right) \cdot \frac{\partial F_{0s}}{\partial \mathbf{v}} = 0. \quad (55)$$

Multiplying by \mathbf{v} and integrating over all velocities, we obtain

$$\mathbf{E} + \frac{1}{c} \mathbf{u}_s \times \mathbf{B} = 0. \quad (56)$$

This implies that the perpendicular part of \mathbf{u}_s is species independent. Using (56) and (54) we have

$$\mathbf{E} \cdot \mathbf{B} = \mathbf{B} \cdot \nabla \varphi = 0. \quad (57)$$

Therefore, to lowest order, the electrostatic potential is a flux function and we can partially solve for φ as follows:

$$\varphi = \Phi(\psi) + \varphi_0, \quad (58)$$

where $\varphi_0 \sim \epsilon\Phi$ (we choose the subscript 0 because $Z_s e\varphi_0/T_s \sim \epsilon^0$). There is some arbitrariness in the definition of φ_0 by (58) as we can add any function of ψ to it. We resolve this by requiring that φ_0 vanish when averaged over a flux surface:

$$\langle \varphi_0 \rangle_\psi = 0, \quad \langle \varphi \rangle_\psi = \Phi(\psi). \quad (59)$$

Solving (56) for \mathbf{u}_s shows that any sonic flow that is present is a $\mathbf{E} \times \mathbf{B}$ flow plus some arbitrary parallel flow

$$\mathbf{u}_s = \frac{c}{B} \mathbf{b} \times \nabla \varphi + u_{\parallel s} \mathbf{b}, \quad (60)$$

where $\mathbf{b} = \mathbf{B}/|\mathbf{B}|$. Using the solution (58) for φ and the toroidal decomposition of the magnetic field, (31), to expand \mathbf{b} , we have

$$\mathbf{u}_s = \omega(\psi) R^2 \nabla \phi + \left[u_{\parallel s} - \omega(\psi) \frac{I}{B} \right] \mathbf{b}, \quad \omega(\psi) = c \frac{d\Phi}{d\psi}. \quad (61)$$

The first term in (61) is a species-independent rigid-body toroidal rotation of each individual flux surface with an angular velocity $\omega(\psi)$. This will be denoted by

$$\mathbf{u} = \omega(\psi) R^2 \nabla \phi. \quad (62)$$

The second term is a purely parallel flow, which in Section 6.1 will be shown to vanish to lowest order. This does not mean that there is no poloidal rotation, but that the poloidal rotation is at most diamagnetic-sized: $O(\epsilon v_{\text{th}s})$ rather than $O(v_{\text{th}s})$ and, therefore, smaller than the dominant toroidal rotation. The full expression for the $O(\epsilon v_{\text{th}s})$ flow is given by (C.12), and will be needed to determine the lowest-order non-zero component of the mean current in Section 7.2.

5. Rotating Gyrokinetic Variables

Before continuing to expand the kinetic equation (1), it will be convenient to introduce the following new variables [1, 9, 10, 11, 37, 40, 41]: the guiding-centre position \mathbf{R}_s , particle energy ε_s , magnetic moment μ_s , gyrophase ϑ , and the sign of the parallel velocity σ . The variable transformation of the phase space is

$$(\mathbf{r}, \mathbf{v}) \rightarrow (\mathbf{R}_s, \varepsilon_s, \mu_s, \vartheta, \sigma) \quad (63)$$

and the new variables are defined by

$$\mathbf{R}_s = \mathbf{r} - \frac{\mathbf{b} \times \mathbf{w}}{\Omega_s}, \quad (64)$$

$$\varepsilon_s = \frac{1}{2} m_s v^2 + Z_s e [\Phi(\psi) + \varphi_0] - Z_s e \Phi(\psi_s^*), \quad (65)$$

$$\mu_s = \frac{m_s w_\perp^2}{2B}, \quad (66)$$

$$\sigma = \frac{w_\parallel}{|w_\parallel|}, \quad (67)$$

where \mathbf{w} is the peculiar velocity of the particles with respect to the toroidal rotation:

$$\mathbf{w} = \mathbf{v} - \mathbf{u} = w_{\parallel} \mathbf{b} + w_{\perp} (\cos \vartheta \mathbf{e}_2 - \sin \vartheta \mathbf{e}_1), \quad (68)$$

with the toroidal velocity determined by (62), \mathbf{e}_1 and \mathbf{e}_2 arbitrary orthogonal unit vectors perpendicular to the magnetic field (with $\mathbf{b} = \mathbf{e}_2 \times \mathbf{e}_1$),[‡] and ψ^* is a flux-like quantity proportional to the toroidal canonical angular momentum:

$$\psi_s^*(\mathbf{r}, \mathbf{v}) = \psi(\mathbf{r}) + \frac{m_s c}{Z_s e} (\mathbf{v} \cdot \nabla \phi) R^2 = \psi + \frac{m_s c}{Z_s e} (\mathbf{w} \cdot \nabla \phi) R^2 + \frac{B R^2 \omega(\psi)}{\Omega_s}. \quad (69)$$

The new velocity variables ε_s and μ_s are closely related to conserved quantities of the particle motion in the mean electromagnetic fields. The magnetic moment μ_s is related to the first adiabatic invariant of the particle gyromotion[§]. The energy variable, ε_s , is constructed from the conserved total energy and the conserved quantity ψ_s^* so that it is the energy in the rotating frame to lowest order. This can be seen by expanding $\Phi(\psi_s^*)$ around $\Phi(\psi)$, yielding

$$\varepsilon_s = \frac{1}{2} m_s w^2 - \frac{1}{2} m_s \omega^2(\psi) R^2 + Z_s e \varphi_0 + O(\epsilon T_s). \quad (70)$$

The kinetic equation (1) can be written in these new variables as

$$\frac{df_s}{dt} = \frac{\partial f_s}{\partial t} + \dot{\mathbf{R}}_s \cdot \frac{\partial f_s}{\partial \mathbf{R}_s} + \dot{\mu}_s \frac{\partial f_s}{\partial \mu_s} + \dot{\varepsilon}_s \frac{\partial f_s}{\partial \varepsilon_s} + \dot{\vartheta} \frac{\partial f_s}{\partial \vartheta} = C[f_s] + S_s, \quad (71)$$

where $\dot{g} = dg/dt$ denotes the time derivative of g along a particle orbit. This form of the kinetic equation follows from the fact that df/dt should be independent of the coordinate system that we use to describe the phase space. If we choose some set of variables \mathbf{z} instead of (\mathbf{r}, \mathbf{v}) then $f_s = f_s(\mathbf{z}, t)$ and so $df_s/dt = \partial f_s/\partial t + \dot{\mathbf{z}} \cdot (\partial f_s/\partial \mathbf{z})$. As this must be independent of our choice of \mathbf{z} , (1) implies (71). For more details, see the discussion surrounding equations (6) and (7) of [46]. Explicit expressions for $\dot{\mathbf{R}}_s$, $\dot{\mu}_s$, $\dot{\varepsilon}_s$, and $\dot{\vartheta}$ are derived in Appendix A; see (A.9), (A.25), (A.33), and (A.39).

5.1. The Gyroaverage

Transformation from the spatial coordinate \mathbf{r} to the guiding-centre position \mathbf{R}_s (known as the Catto transformation [9]) allows us to introduce gyroaveraging — a crucial mathematical device that will enable us to close the equations for F_s and δf_s . We define the gyroaverage of a quantity g by

$$\langle g \rangle_{\mathbf{R}} = \frac{1}{2\pi} \oint d\vartheta g(\mathbf{R}_s, \varepsilon_s, \mu_s, \vartheta, \sigma), \quad (72)$$

where the integral is performed holding \mathbf{R}_s , ε_s , μ_s constant.

[‡] There might be a concern that we might not be able to define such an \mathbf{e}_1 and \mathbf{e}_2 . This is resolved in [42], where it is proved that for toroidal confinement devices, one can always make a globally valid choice of these vectors.

[§] If \mathbf{E} and \mathbf{B} were constant in space and time, then μ_s would be precisely the adiabatic invariant associated with a particle's Larmor gyration. In the more general fields we consider here, μ_s as given by (66) is the first term in the infinite asymptotic series for the exact invariant [43, 44, 45].

5.2. Derivatives and Integrals

All quantities that have velocity-space dependence will be functions of \mathbf{R}_s , ε_s , μ_s , ϑ and σ . The quantities that are only functions of space will be evaluated at the spatial position \mathbf{r} , unless explicitly stated otherwise, with \mathbf{r} considered as a function of \mathbf{R}_s , μ_s , ϑ . In what follows, ∇ is reserved for derivatives with respect to \mathbf{r} , while derivatives with respect to \mathbf{R}_s will be written explicitly as $\partial/\partial\mathbf{R}_s$.

As the variables we have chosen are adapted to the particle motion, we will not transform the field equations into these variables. The fields are functions of space but not velocity so they remain functions of \mathbf{r} and t in accordance with the principle stated above. Therefore, the integrals over velocity in the definitions of density, (6), and current, (7), are to be taken at constant \mathbf{r} , so functions of \mathbf{R}_s , ε_s and μ_s appearing in the integrand are to be considered as functions of \mathbf{r} and \mathbf{v} via the definitions (64), (65) and (66). Namely, for any function g ,

$$\int d^3\mathbf{w} g(\mathbf{R}_s, \varepsilon_s, \mu_s, \vartheta, \sigma) = \int d^3\mathbf{w} g(\mathbf{R}_s(\mathbf{r}, \mathbf{w}), \varepsilon_s(\mathbf{r}, \mathbf{w}), \mu_s(\mathbf{r}, \mathbf{w}), \vartheta(\mathbf{r}, \mathbf{w}), \sigma(\mathbf{r}, \mathbf{w})). \quad (73)$$

This is how all velocity-space integrals will be performed in this paper unless explicitly stated otherwise. With this definition, integrals over \mathbf{v} and \mathbf{w} at constant \mathbf{r} are equivalent.

Finally, as promised in Section 3.3, we now give a precise mathematical formulation of the assumption of axisymmetry of mean fields as applied to the mean distribution function:

$$(\nabla\phi) \cdot \frac{\partial}{\partial\mathbf{R}_s} \Big|_{\varepsilon_s, \mu_s, \vartheta} F_s = 0, \quad (74)$$

which, to lowest order in ϵ , is equivalent to

$$(\nabla\phi) \cdot \nabla|_{w_{\parallel}, w_{\perp}, \vartheta} F_s = 0. \quad (75)$$

However, this is not equivalent to $(\nabla\phi) \cdot \nabla|_{\mathbf{w}} F_s = 0$: indeed in (68), the basis vectors \mathbf{b} , \mathbf{e}_1 and \mathbf{e}_2 possess non-zero variation in the ϕ direction.

5.3. Gyrotropy of F_{0s}

To zeroth order, the kinetic equation (71) turns out to be just

$$\Omega_s \frac{\partial F_{0s}}{\partial\vartheta} \Big|_{\mathbf{R}_s, \mu_s, \varepsilon_s} = 0. \quad (76)$$

Thus, F_{0s} is gyrophase independent. Note that this means that, to lowest order,

$$\int d^3\mathbf{w} \mathbf{w}_{\perp} F_{0s} = 0, \quad (77)$$

confirming the earlier result that the lowest-order perpendicular velocity is completely contained in \mathbf{u}_s as defined by (61).

6. First Order $O(\epsilon\Omega_s f_s)$: The Maxwell-Boltzmann Equilibrium

In this section, we start from the kinetic equation (71), and expand it to first order. Using the lowest-order expressions for \mathbf{R}_s , $\dot{\epsilon}_s$ and $\dot{\vartheta}$ given by (A.10), (A.34), and (A.39) respectively we find

$$(w_{\parallel}\mathbf{b} + \mathbf{u}) \cdot \frac{\partial F_{0s}}{\partial \mathbf{R}_s} + \dot{\mu}_s \frac{\partial F_{0s}}{\partial \mu_s} - Z_s e \mathbf{w}_{\perp} \cdot \nabla \delta\varphi' \frac{\partial F_{0s}}{\partial \epsilon_s} + \Omega_s \frac{\partial}{\partial \vartheta} (F_{1s} + \delta f_{1s}) = C[F_{0s}], \quad (78)$$

where $\delta\varphi'$ is the fluctuating electrostatic potential in the toroidally-rotating frame, given by

$$\delta\varphi' = \delta\varphi - \frac{1}{c} \mathbf{u} \cdot \delta \mathbf{A}, \quad (79)$$

and \mathbf{u} without the species index is the toroidal-rotation component of \mathbf{u}_s defined by (62).

In the following subsections, we analyse (78) to discover that: the lowest-order mean distribution function F_{0s} is Maxwellian; the bulk motion is the purely toroidal rotation of flux surfaces, i.e., the second term in (61) vanishes and $\mathbf{u}_s = \mathbf{u}$; and δf_s consists of the Boltzmann response to $\delta\varphi'$ and a gyrophase-independent distribution of charged rings $h_s(\mathbf{R}_s, \mu_s, \epsilon_s, \sigma, t)$. Mathematically, we can consider (78) to be a first-order differential equation in ϑ for $F_{1s} + \delta f_{1s}$. Then the results of Section 6.1 regarding F_{0s} can be viewed as solubility constraints required for (78) to have single-valued solutions for the ϑ -dependence of F_{1s} and δf_{1s} . The results of Sections 6.2 and 6.4 then follow from solving (78) provided that the constraints are satisfied.

6.1. Maxwellian Equilibrium

We first prove that F_{0s} is Maxwellian. Gyroaveraging (78) and using the fact that, to lowest order, $\langle \dot{\mu}_s \rangle_{\mathbf{R}} = 0$ (see (A.29)), $\langle \mathbf{w}_{\perp} \cdot \nabla \delta\varphi' \rangle_{\mathbf{R}} = 0$ (see (A.4)), and $\mathbf{u} \cdot \partial F_{0s} / \partial \mathbf{R}_s = 0$ (axisymmetry), we obtain

$$w_{\parallel} \mathbf{b} \cdot \frac{\partial F_{0s}}{\partial \mathbf{R}_s} = \langle C[F_{0s}] \rangle_{\mathbf{R}}. \quad (80)$$

Multiplying this by $1 + \ln F_{0s}$, integrating over all velocities and averaging over the flux surface, we find

$$\left\langle \int d^3 \mathbf{w} w_{\parallel} \mathbf{b} \cdot \frac{\partial}{\partial \mathbf{R}_s} (F_{0s} \ln F_{0s}) \right\rangle_{\psi} = \left\langle \int d^3 \mathbf{w} \ln F_{0s} C[F_{0s}] \right\rangle_{\psi}. \quad (81)$$

To lowest order, we can replace all instances of \mathbf{R}_s on the left-hand side of this equation with \mathbf{r} and write the velocity-space integral in terms of integrals over ϵ_s , μ_s , ϑ and σ at constant \mathbf{r} using

$$\int d^3 \mathbf{w} = \sum_{\sigma} \int \frac{B(\mathbf{r}) d\epsilon_s d\mu_s d\vartheta}{m_s^2 |w_{\parallel}|} + O(\epsilon v_{\text{th}s}^3). \quad (82)$$

This gives

$$\begin{aligned}
\left\langle \int d^3 \mathbf{w} w_{\parallel} \mathbf{b} \cdot \frac{\partial}{\partial \mathbf{R}_s} (F_{0s} \ln F_{0s}) \right\rangle_{\psi} &= \left\langle 2\pi \sum_{\sigma} \int \frac{B d\varepsilon_s d\mu_s}{m_s^2 |w_{\parallel}|} w_{\parallel} \mathbf{b} \cdot \nabla (F_{0s} \ln F_{0s}) \right\rangle_{\psi} \\
&= \left\langle 2\pi \sum_{\sigma} \sigma \int \frac{d\varepsilon_s d\mu_s}{m_s^2} \mathbf{B} \cdot \nabla (F_{0s} \ln F_{0s}) \right\rangle_{\psi} \\
&= \left\langle \nabla \cdot \left(\mathbf{b} \int d^3 \mathbf{w} w_{\parallel} F_{0s} \ln F_{0s} \right) \right\rangle_{\psi}.
\end{aligned} \tag{83}$$

By using (39) to express the action of the flux-surface average on a divergence and the fact that $\mathbf{b} \cdot \nabla \psi = 0$, we conclude that the above expression vanishes. Therefore, from (81),

$$\left\langle \int d^3 \mathbf{w} \ln F_{0s} C[F_{0s}] \right\rangle_{\psi} = 0. \tag{84}$$

By Boltzmann's H -Theorem, (84) implies that F_{0s} is a local Maxwellian [47]. We know that, by definition, this Maxwellian has density n_s , temperature T_s and velocity \mathbf{u}_s , where \mathbf{u}_s is given by (61).^{||} Thus, F_{0s} can be written as

$$F_{0s} = n_s(\mathbf{r}) \left[\frac{m_s}{2\pi T_s(\mathbf{r})} \right]^{3/2} \exp \left\{ -\frac{m_s \left[w^2 - 2m_s w_{\parallel} \hat{u}_{\parallel s}(\mathbf{r}) + \hat{u}_{\parallel s}^2(\mathbf{r}) \right]}{2T_s(\mathbf{r})} \right\}, \tag{85}$$

where

$$\hat{u}_{\parallel s} = u_{\parallel s} - \frac{\omega(\psi)I}{B}. \tag{86}$$

This form does not contradict the condition (76) that F_{0s} must be gyrophase-independent whilst holding \mathbf{R}_s , ε_s and μ_s fixed because the difference between \mathbf{R}_s and \mathbf{r} is higher order. However, we still wish to have F_{0s} expressed in the $(\mathbf{R}_s, \varepsilon_s, \mu_s, \sigma)$ variables. We accomplish this by using (70) to express $m_s w^2$ in terms of ε_s and find

$$F_{0s} = N_s(\mathbf{R}_s) \left[\frac{m_s}{2\pi T_s(\mathbf{R}_s)} \right]^{3/2} \exp \left[-\frac{\varepsilon_s}{T_s(\mathbf{R}_s)} - \frac{m_s w_{\parallel} \hat{u}_{\parallel s}(\mathbf{R}_s)}{T_s(\mathbf{R}_s)} \right] + O(\epsilon F_s), \tag{87}$$

where

$$N_s = n_s \exp \left[-\frac{m_s \omega^2(\psi) R^2}{2T_s} + \frac{Z_s e \varphi_0}{T_s} + \frac{m_s \hat{u}_{\parallel s}^2}{2T_s} \right], \tag{88}$$

and we have used the fact that to lowest order the mean fields taken at the guiding-centre position \mathbf{R}_s are the same as when taken at the particle position \mathbf{r} .

Inserting F_{0s} , given by (85), back into (80) and dividing through by F_{0s} we get

$$w_{\parallel} \mathbf{b} \cdot \nabla \left(\ln N_s - \frac{3}{2} \ln T_s \right) + \frac{w_{\parallel} \varepsilon_s}{T_s^2} \mathbf{b} \cdot \nabla T_s - w_{\parallel} \mathbf{b} \cdot \nabla \left(\frac{m_s w_{\parallel} \hat{u}_{\parallel s}}{T_s} \right) = 0. \tag{89}$$

^{||} Formally, (84) implies that all species have the same temperature and mean velocity. We will show that they do indeed have the same mean velocity, but we will gratuitously retain the species dependence of the temperature. This will only be of importance when we come to discuss heat transport and so we defer the discussion of interspecies temperature differences to the end of Section 8.3.

This equation must hold for all velocities \mathbf{w} , so each term in this equation must vanish independently. Tackling the second term first, we see that the temperature T_s must be a flux function to lowest order:

$$\mathbf{b} \cdot \nabla T_s = 0, \quad (90)$$

so $T_s = T_s(\psi)$. For the first term to vanish the same must be the case for N_s :

$$\mathbf{b} \cdot \nabla N_s = 0, \quad (91)$$

so $N_s = N_s(\psi)$. Turning now to the third term of (89), we see that

$$2w_{\parallel}^2 \mathbf{b} \cdot \nabla \hat{u}_{\parallel s} + \hat{u}_{\parallel s} \mathbf{b} \cdot \nabla w_{\parallel}^2 = 0, \quad (92)$$

which can only be solved for arbitrary w_{\parallel} by $\hat{u}_{\parallel s} = 0$. Thus, the background Maxwellian only depends on ε_s and so is isotropic in \mathbf{w} and the lowest-order (sonic) flow is a pure toroidal rotation: $\mathbf{u}_s = \mathbf{u} = \omega(\psi) R^2 \nabla \phi$. As this flow is species-independent there are no currents in F_{0s} , since the plasma is quasineutral (52). This is consistent with the lowest-order Ampère's Law (53). The vanishing of the parallel component of (61) is in accord with the well known result [38, 47, 48] that poloidal flow is strongly damped on the ion-ion collision time, which, in our ordering is, indeed, $1/\epsilon^2$ shorter than the timescale of the evolution of the bulk flow.

We can finally write the complete solution for F_{0s} as

$$F_{0s} = N_s(\psi(\mathbf{R}_s)) \left[\frac{m_s}{2\pi T_s(\psi(\mathbf{R}_s))} \right]^{3/2} e^{-\varepsilon_s/T_s(\psi(\mathbf{R}_s))}. \quad (93)$$

This form of the distribution function is manifestly gyrophase independent holding \mathbf{R}_s and ε_s constant and so is consistent with (76). Note that (93) is now the definition of F_{0s} to all orders in our expansion. Thus, any small terms neglected previously (in, e.g., (87)), will be automatically included in F_{1s} by virtue of using (93) for F_{0s} in the equations that determine F_{1s} .

6.2. Gyrotropy of F_{1s}

Substituting (93) back into the first-order kinetic equation (78), we find

$$\Omega_s \frac{\partial}{\partial \vartheta} (F_{1s} + \delta f_{1s}) = -\frac{Z_s e}{T_s} \mathbf{w}_{\perp} \cdot \nabla \delta \varphi' F_{0s}. \quad (94)$$

Averaging this over the fluctuations gives

$$\Omega_s \left. \frac{\partial F_{1s}}{\partial \vartheta} \right|_{\mathbf{R}_s, \mu_s, \varepsilon_s} = 0. \quad (95)$$

Thus, F_{1s} is gyrophase independent.

6.3. Poloidal Density Variation

Rearranging (88) and using $\hat{u}_{\parallel s} = 0$, we see that the physical density of a species is given by

$$n_s = N_s(\psi) \exp \left[\frac{m_s \omega^2(\psi) R^2}{2T_s} - \frac{Z_s e \varphi_0}{T_s} \right] + O(\epsilon n_s), \quad (96)$$

which is not a flux function, unless the rotation is subsonic (see Section 11) [38, 47]. We can insert this into the lowest-order quasineutrality condition (52) to determine φ_0 , subject to the constraint that $\langle \varphi_0 \rangle_\psi = 0$ (by definition, see (59)):

$$\sum_s Z_s N_s(\psi) \exp \left[\frac{m_s \omega^2(\psi) R^2}{2T_s} - \frac{Z_s e \varphi_0}{T_s} \right] = 0. \quad (97)$$

Physically, this demonstrates that the poloidal variation of the density on a flux surface is governed by the balance between centrifugal forces which sweep heavy particles (i.e., ions) to the outboard side (higher R) and the electrostatic potential that is set up within the flux surface to maintain quasineutrality.

6.4. The Boltzmann Response

Taking the lowest-order fluctuating components of (12) and (13), we see that the fluctuating electric field in the toroidally rotating frame is electrostatic:

$$\delta \mathbf{E} + \frac{1}{c} \mathbf{u} \times \delta \mathbf{B} = -\nabla_\perp \delta \varphi' + O(\epsilon^2 \mathbf{E}), \quad (98)$$

where $\delta \varphi'$ is defined in (79). Using (95), the first-order kinetic equation (94) is

$$\Omega_s \frac{\partial \delta f_{1s}}{\partial \vartheta} = -\frac{Z_s e}{T_s} \mathbf{w}_\perp \cdot \nabla \delta \varphi' F_{0s}. \quad (99)$$

We can integrate this with respect to ϑ , using (A.3) for $\delta \varphi'$:

$$\mathbf{w}_\perp \cdot \nabla \delta \varphi' = \Omega_s \left. \frac{\partial \delta \varphi'}{\partial \vartheta} \right|_{\mathbf{R}_s, \varepsilon_s, \mu_s}, \quad (100)$$

and obtain

$$\delta f_{1s} = -\frac{Z_s e \delta \varphi'(\mathbf{r})}{T_s} F_{0s} + h_s(\mathbf{R}_s, \mu_s, \varepsilon_s, \sigma, t), \quad (101)$$

where the constant of gyrophase integration h_s is the gyrophase-independent distribution of Larmor rings, which will completely describe the kinetics of the small-scale turbulence. The gyrophase-dependent part of δf_{1s} is just the Boltzmann response in the moving frame to the electrostatic field (98).

6.5. Summary: The Lowest-Order Solution

Collating the results of the previous subsections we have the solution for f_s to first order in ϵ :

$$f_s = F_s + \delta f_s, \quad (102)$$

$$F_s = F_{0s}(\psi(\mathbf{R}_s), \varepsilon_s) + F_{1s}(\mathbf{R}_s, \varepsilon_s, \mu_s, \sigma) + O(\epsilon^2 f), \quad (103)$$

$$\delta f_s = -\frac{Z_s e}{T_s} \delta \varphi'(\mathbf{r}) F_{0s} + h_s(\mathbf{R}_s, \varepsilon_s, \mu_s, \sigma) + O(\epsilon^2 f), \quad (104)$$

$$F_{0s} = N_s(\psi(\mathbf{R}_s)) \left[\frac{m_s}{2\pi T_s(\psi(\mathbf{R}_s))} \right]^{3/2} e^{-\varepsilon_s/T_s(\psi(\mathbf{R}_s))}, \quad (105)$$

In the next section, we find equations that determine the gyrophase-independent functions F_{1s} and h_s .

7. Second Order $O(\epsilon^2 \Omega_s f_s)$: Neoclassical Theory and Gyrokinetics

In order to completely determine the distribution function f_s given by (102), we need equations for F_{1s} and h_s . In order to find them, let us substitute the form of f_s summarized in Section 6.5 into the exact kinetic equation (71) and keep only terms up to second order in ϵ :

$$\begin{aligned} \frac{\partial h_s}{\partial t} + \left(\dot{\mathbf{R}}_s \cdot \frac{\partial}{\partial \mathbf{R}_s} + \dot{\mu}_s \frac{\partial}{\partial \mu_s} + \dot{\varepsilon}_s \frac{\partial}{\partial \varepsilon_s} \right) (F_{0s} + F_{1s} + h_s) = \\ -\Omega_s \frac{\partial}{\partial \vartheta} (F_{2s} + \delta f_{2s}) + \frac{d}{dt} \left(\frac{Z_s e \delta \varphi'}{T_s} F_{0s} \right) + C[F_{0s} + F_{1s} + h_s], \end{aligned} \quad (106)$$

where d/dt is the full derivative along a particle orbit as in (71) and we have used the gyrophase independence of F_{0s} (76), F_{1s} (95) and h_s (101).

Equation (106) contains F_{2s} and δf_{2s} , about which we have no information. However, they only occur under a derivative with respect to ϑ and so we gyroaverage (106) to find a closed equation that does not contain any second-order distribution functions:

$$\begin{aligned} \frac{\partial h_s}{\partial t} + \left\langle \dot{\mathbf{R}}_s \right\rangle_{\mathbf{R}} \cdot \frac{\partial}{\partial \mathbf{R}_s} (F_{0s} + F_{1s} + h_s) = \\ \left\langle \dot{\varepsilon}_s \right\rangle_{\mathbf{R}} \frac{F_{0s}}{T_s} + \left\langle \frac{d}{dt} \left(\frac{Z_s e \delta \varphi'}{T_s} F_{0s} \right) \right\rangle_{\mathbf{R}} + \langle C[F_{0s} + F_{1s} + h_s] \rangle_{\mathbf{R}}, \end{aligned} \quad (107)$$

where we have used F_{0s} given by (105) and the fact, derived in Appendix A, that $\langle \dot{\mu}_s \rangle_{\mathbf{R}} = O(\epsilon^2 \Omega_s \mu_s)$ (see (A.29)) and $\langle \dot{\varepsilon}_s \rangle_{\mathbf{R}} = O(\epsilon^2 \Omega_s T_s)$ (see (A.35)). As we did for (78), we can formally consider (106) to be an equation determining the ϑ -dependence of F_{2s} and δf_{2s} . Under this interpretation, (107) is the solubility constraint that must be satisfied if the F_{2s} and δf_{2s} found from (106) are to be single-valued in ϑ .

The gyroaverages appearing in (107) are calculated in Appendix A: we use (A.23) for $\langle \dot{\mathbf{R}}_s \rangle_{\mathbf{R}}$ and (A.55) for the combination of gyroaverages appearing on the right-hand

side:

$$\begin{aligned} & \left[\frac{\partial}{\partial t} + \mathbf{u}(\mathbf{R}_s) \cdot \frac{\partial}{\partial \mathbf{R}_s} \right] h_s + w_{\parallel} \mathbf{b} \cdot \frac{\partial}{\partial \mathbf{R}_s} (F_{1s} + h_s) + (\mathbf{V}_{Ds} + \langle \mathbf{V}_{\chi} \rangle_{\mathbf{R}}) \cdot \frac{\partial}{\partial \mathbf{R}_s} (F_{0s} + h_s) \\ &= \frac{Z_s e F_{0s}}{T_s} \left[\frac{\partial}{\partial t} + \mathbf{u}(\mathbf{R}_s) \cdot \frac{\partial}{\partial \mathbf{R}_s} \right] \langle \chi \rangle_{\mathbf{R}} - \frac{m_s F_{0s}}{T_s} \left[\frac{I w_{\parallel}}{B} + \omega(\psi) R^2 \right] \frac{d\omega}{d\psi} \langle \mathbf{V}_{\chi} \rangle_{\mathbf{R}} \cdot \nabla \psi \\ & \quad - \frac{Z_s e}{T_s c} w_{\parallel} F_{0s} \frac{\partial \mathbf{A}}{\partial t} \cdot \mathbf{b} + \langle C[F_{0s} + F_{1s} + h_s] \rangle_{\mathbf{R}}, \end{aligned} \quad (108)$$

where we have defined the gyrokinetic potential

$$\chi = \delta\varphi - \frac{1}{c} \mathbf{v} \cdot \delta \mathbf{A} = \delta\varphi' - \frac{1}{c} \mathbf{w} \cdot \delta \mathbf{A}, \quad (109)$$

the associated fluctuating velocity field[¶]

$$\mathbf{V}_{\chi} = \frac{c}{B} \mathbf{b} \times \nabla \chi, \quad \langle \mathbf{V}_{\chi} \rangle_{\mathbf{R}} = \frac{c}{B} \mathbf{b} \times \frac{\partial \langle \chi \rangle_{\mathbf{R}}}{\partial \mathbf{R}_s} + \mathcal{O}(\epsilon^2 v_{\text{th}s}), \quad (110)$$

and the guiding-centre drift velocity

$$\begin{aligned} \mathbf{V}_{Ds} = \frac{\mathbf{b}}{\Omega_s} \times & \left[w_{\parallel}^2 \mathbf{b} \cdot \nabla \mathbf{b} + \frac{1}{2} w_{\perp}^2 \nabla \ln B \right. \\ & \left. - \omega^2(\psi) R \nabla R - 2w_{\parallel} \omega(\psi) \mathbf{b} \times \nabla z + \frac{Z_s e}{m_s} \nabla \varphi_0 \right], \end{aligned} \quad (111)$$

which consists of, in order of appearance in (111), the curvature drift, the ∇B drift, the centrifugal drift, the Coriolis drift, and the mean first-order $\mathbf{E} \times \mathbf{B}$ drift.

The detailed derivation of (108) is given in [Appendix A.6](#). In the rest of this section, we will use (108) to derive a closed solution for F_{1s} and h_s , accurate to first order in ϵ , in terms of the unknown functions $N_s(\psi)$, T_s , $\omega(\psi)$, I and ψ , which parametrise the equilibrium. Equation (108) can be split into a mean equation (see (112)), which will determine F_{1s} , and a fluctuating part (see (144)), which will determine h_s . We will find that the mean equation is precisely the neoclassical drift-kinetic equation [37] and the fluctuating equation is the gyrokinetic equation for a rotating plasma [1, 50]. These two equations are closed by the mean and fluctuating Maxwell equations, which relate ψ and I to F_{1s} (Sections 7.2 and 7.3) and the fluctuating fields to h_s (Section 7.5).

7.1. Neoclassical Distribution Function

Averaging (108) over the fluctuations, we obtain

$$w_{\parallel} \mathbf{b} \cdot \frac{\partial F_{1s}}{\partial \mathbf{R}_s} - \langle C_L[F_{1s}] \rangle_{\mathbf{R}} = -\mathbf{V}_{Ds} \cdot \frac{\partial F_{0s}}{\partial \mathbf{R}_s} - \frac{Z_s e}{T_s c} w_{\parallel} F_{0s} \frac{\partial \mathbf{A}}{\partial t} \cdot \mathbf{b} + \langle C[F_{0s}] \rangle_{\mathbf{R}}, \quad (112)$$

where we have introduced the linearised collision operator C^l , linearised about the Maxwellian part of F_{0s} – for more details on linearised collision operators see [47]. Equation (112) is just the usual neoclassical drift-kinetic equation [37, 47, 38]. Note

[¶] This can be shown to consist, physically, of the fluctuating $\mathbf{E} \times \mathbf{B}$ drift in the rotating frame, the motion of guiding centres along fluctuating field lines and the fluctuating ∇B drift. This is proved in detail for gyrokinetics in a non-rotating slab in [49].

that $C[F_{0s}]$ is only zero to lowest order, so in (112) it represents collisions acting on the first-order departures of F_{0s} , as defined formally by (93), from a pure Maxwellian (having to do with the absorption into F_{0s} of some non-Maxwellian velocity dependence via $\psi(\mathbf{R}_s)$ and ε_s ; see Section 6.1 and Appendix E).

We now wish to solve (112) by first separating particular solutions corresponding to some of the source terms in its right-hand side. To deal with the first of these terms, we let

$$F_{1s} = \hat{F}_{1s}(\mathbf{R}_s, \varepsilon_s, \mu_s, \sigma) + F_{1s}^*, \quad (113)$$

$$F_{1s}^* = \frac{m_s c}{Z_s e} \left[\frac{I w_{\parallel}}{B} + \omega(\psi) R^2 \right] \frac{\partial F_{0s}}{\partial \psi}, \quad (114)$$

where

$$\begin{aligned} w_{\parallel} \mathbf{b} \cdot \frac{\partial F_{1s}^*}{\partial \mathbf{R}_s} &= w_{\parallel} \mathbf{b} \cdot \frac{\partial}{\partial \mathbf{R}_s} \left[\frac{I w_{\parallel} + \omega(\psi) R^2 B}{\Omega_s} \right] \frac{\partial F_{0s}}{\partial \psi} \\ &= -(\mathbf{V}_{Ds} \cdot \nabla \psi) \frac{\partial F_{0s}}{\partial \psi} = -\mathbf{V}_{Ds} \cdot \frac{\partial F_{0s}}{\partial \mathbf{R}_s}, \end{aligned} \quad (115)$$

where we have used the well-known identity [38]

$$\mathbf{V}_{Ds} \cdot \nabla \psi = -w_{\parallel} \mathbf{b} \cdot \nabla|_{\varepsilon_s, \mu_s, \vartheta} \left[\frac{I w_{\parallel}}{\Omega_s} + \frac{B R^2}{\Omega_s} \omega(\psi) \right]. \quad (116)$$

Therefore,

$$w_{\parallel} \mathbf{b} \cdot \frac{\partial \hat{F}_{1s}}{\partial \mathbf{R}_s} - \left\langle C_L [\hat{F}_{1s}] \right\rangle_{\mathbf{R}} = -\frac{Z_s e}{T_s c} w_{\parallel} F_{0s} \frac{\partial \mathbf{A}}{\partial t} \cdot \mathbf{b} + \langle C[F_{0s} + F_{1s}^*] \rangle_{\mathbf{R}}. \quad (117)$$

We now wish to replace the term depending on \mathbf{A} with a source term that depends on $\langle \mathbf{E} \cdot \mathbf{B} \rangle_{\psi}$, which will later turn out to be opportune (see Sections 7.2 and 7.3). To do this, we follow [4, 5, 51] and introduce the ansatz

$$\hat{F}_{1s} = F_s^{(\text{nc})}(\mathbf{R}_s, \varepsilon_s, \mu_s, \sigma) - \frac{Z_s e}{T_s} F_{0s} \int^{l'} dl' \left(B \frac{\langle \mathbf{E} \cdot \mathbf{B} \rangle_{\psi}}{\langle B^2 \rangle_{\psi}} + \frac{1}{c} \frac{\partial \mathbf{A}}{\partial t} \cdot \mathbf{b} \right), \quad (118)$$

where the integral is performed along a fixed field line and l' is the distance along that field line. Note that the second term in (118) carries no current. Inserting (118) into (117), we find

$$w_{\parallel} \mathbf{b} \cdot \frac{\partial F_s^{(\text{nc})}}{\partial \mathbf{R}_s} - \left\langle C_L [F_s^{(\text{nc})}] \right\rangle_{\mathbf{R}} = 2\Omega_s \frac{w_{\parallel} c}{v_{\text{th}s}^2} \frac{\langle \mathbf{E} \cdot \mathbf{B} \rangle_{\psi}}{\langle B^2 \rangle_{\psi}} F_{0s} + \langle C[F_{0s} + F_{1s}^*] \rangle_{\mathbf{R}}, \quad (119)$$

where the term arising from the insertion of the second term in (118) into the collision operator is small, $O(\epsilon^3 \Omega_s F_{0s})$, and hence has been neglected. Finally, we split

$$F_s^{(\text{nc})} = F_s^{(\text{E})} \frac{c}{v_{\text{th}s}} \frac{\langle \mathbf{E} \cdot \mathbf{B} \rangle_{\psi}}{\langle B^2 \rangle_{\psi}} + \tilde{F}_s^{(\text{nc})}, \quad (120)$$

where $F_s^{(\text{E})}$ and $\tilde{F}_s^{(\text{nc})}$ satisfy

$$w_{\parallel} \mathbf{b} \cdot \frac{\partial F_s^{(\text{E})}}{\partial \mathbf{R}_s} - \left\langle C_L [F_s^{(\text{E})}] \right\rangle_{\mathbf{R}} = 2\Omega_s \frac{w_{\parallel}}{v_{\text{th}s}} F_{0s}, \quad (121)$$

$$w_{\parallel} \mathbf{b} \cdot \frac{\partial \tilde{F}_s^{(\text{nc})}}{\partial \mathbf{R}_s} - \left\langle C_L [\tilde{F}_s^{(\text{nc})}] \right\rangle_{\mathbf{R}} = \langle C[F_{0s} + F_{1s}^*] \rangle_{\mathbf{R}}. \quad (122)$$

This pair of equations can now be solved without knowing $\langle \mathbf{E} \cdot \mathbf{B} \rangle_\psi$ and then $F_s^{(\text{nc})}$ is given in terms of $\langle \mathbf{E} \cdot \mathbf{B} \rangle_\psi$ by (120). This will be used in solving for the evolution of the mean magnetic field in Section 7.2 and Section 7.3 (where it is explained how $\langle \mathbf{E} \cdot \mathbf{B} \rangle_\psi$ is calculated).

7.2. Ampère's Law and the Magnetic Equilibrium

The average of Ampère's Law (11) over the fluctuations is

$$\mathbf{j} = \frac{c}{4\pi} \nabla \times \mathbf{B}, \quad \mathbf{j} = \sum_s Z_s e \int d^3 \mathbf{w} \mathbf{w} F_s, \quad (123)$$

where \mathbf{j} is first-order (to lowest order, $\mathbf{j} = 0$; see (53)). Using the axisymmetric form for \mathbf{B} (31), we can express $\nabla \times \mathbf{B}$ in terms of derivatives of I and ψ :

$$\mathbf{j} = \frac{c}{4\pi} [\nabla I \times \nabla \phi - (\Delta^* \psi) \nabla \phi], \quad (124)$$

where Δ^* is the Grad-Shafranov operator

$$\Delta^* \psi = \left(\frac{\partial^2}{\partial R^2} - \frac{1}{R} \frac{\partial}{\partial R} + \frac{\partial^2}{\partial z^2} \right) \psi. \quad (125)$$

We can now use the complete solution for F_s given by (103) to determine \mathbf{j} . This is done in Appendix C.1 (see (C.17)):

$$\begin{aligned} \mathbf{j} = & cR^2 \sum_s n_s \left\{ T_s \frac{d \ln N_s}{d\psi} + \left[Z_s e \varphi_0 - \frac{1}{2} m_s \omega^2(\psi) R^2 + T_s \right] \frac{d \ln T_s}{d\psi} \right\} \nabla \phi \\ & + cR^2 \left(\sum_s m_s n_s R^2 \right) \omega(\psi) \frac{d\omega}{d\psi} \nabla \phi + K(\psi) \mathbf{B}, \end{aligned} \quad (126)$$

and we have defined

$$K(\psi) = \sum_s \frac{Z_s e}{B} \int d^3 \mathbf{w} w_\parallel F_s^{(\text{nc})}, \quad (127)$$

with $F_s^{(\text{nc})}$ given by the neoclassical drift-kinetic equation (119). The fact that K is a flux function follows directly from (119), and is derived in Appendix C.1 (see (C.15)). Equation (126) is consistent with this, as can be seen by taking the divergence of both sides. Note that the perpendicular part of (126) is a statement of force balance for the mean quantities. Indeed, taking the cross product of it with \mathbf{B} and using $R^2 \nabla \phi \times \mathbf{B} = \nabla \psi$, we get

$$\begin{aligned} \frac{1}{c} \mathbf{j} \times \mathbf{B} = & \sum_s n_s \left\{ T_s \frac{d \ln N_s}{d\psi} + \left[Z_s e \varphi_0 - \frac{1}{2} m_s \omega^2(\psi) R^2 + T_s \right] \frac{d \ln T_s}{d\psi} \right\} \nabla \psi \\ & + \left(\sum_s m_s n_s R^2 \right) \omega(\psi) \frac{d\omega}{d\psi} \nabla \psi \\ = & \sum_s (\nabla p_s + m_s n_s \mathbf{u} \cdot \nabla \mathbf{u}), \end{aligned} \quad (128)$$

where we have defined the pressure $p_s = n_s T_s$ and used (96) for $N_s(\psi)$ and (62) for \mathbf{u} . This is just the balance between the Lorentz force, pressure and inertia.

We will now take three projections of (124): onto $\nabla\psi$, onto $\nabla\psi \times \nabla\phi$, and onto $\nabla\phi$. Taking the projection onto $\nabla\psi$ first, we have, from (124),

$$\mathbf{j} \cdot \nabla\psi = \frac{c}{4\pi} (\nabla I \times \nabla\phi) \cdot \nabla\psi \quad (129)$$

and from (126)

$$\mathbf{j} \cdot \nabla\psi = 0, \quad (130)$$

whence

$$(\nabla\psi \times \nabla\phi) \cdot \nabla I = \mathbf{B} \cdot \nabla I = 0. \quad (131)$$

Therefore, $I = I(\psi)$ is a flux function.

Taking the projection onto $\nabla\psi \times \nabla\phi$, we have from (124)

$$\mathbf{j} \cdot (\nabla\psi \times \nabla\phi) = \frac{c}{4\pi R^2} \frac{dI}{d\psi} |\nabla\psi|^2 \quad (132)$$

and from (126)

$$\mathbf{j} \cdot (\nabla\psi \times \nabla\phi) = K(\psi) \mathbf{B} \cdot (\nabla\psi \times \nabla\phi) = K(\psi) |\nabla\psi|^2 R^{-2}. \quad (133)$$

This gives us the following equation for $I(\psi)$

$$\frac{dI}{d\psi} = \frac{4\pi}{c} K(\psi). \quad (134)$$

Finally, the toroidal component of (124) is just

$$\mathbf{j} \cdot \nabla\phi = -\frac{c}{4\pi R^2} \Delta^* \psi. \quad (135)$$

Using the toroidal current from (126) and expressing $K(\psi)$ via (134), we obtain

$$\begin{aligned} \Delta^* \psi = & -4\pi R^2 \sum_s n_s \left\{ T_s \frac{d \ln N_s}{d\psi} + \left[Z_s e \varphi_0 - \frac{1}{2} m_s \omega^2(\psi) R^2 + T_s \right] \frac{d \ln T_s}{d\psi} \right\} \\ & - 4\pi R^2 \left(\sum_s m_s n_s R^2 \right) \omega(\psi) \frac{d\omega}{d\psi} - I(\psi) \frac{dI}{d\psi}, \end{aligned} \quad (136)$$

which allows us to determine ψ as a function of R and z if we know N_s , T_s , ω and I . This is the generalization of the Grad-Shafranov equation for a rotating plasma.

7.3. Evolution of the Mean Magnetic Field

The results of the previous section complete the solution, including time dependence, for the magnetic field. We can solve (119) for $F_s^{(\text{nc})}$ to find $K(\psi)$ in terms of $\langle \mathbf{E} \cdot \mathbf{B} \rangle_\psi$, and then use (134) to find $\langle \mathbf{E} \cdot \mathbf{B} \rangle_\psi$ in terms of $I(\psi)$. We can then use (33) to find $I(\psi)$ in terms of \mathbf{A} and so our expression for

$$\langle \mathbf{E} \cdot \mathbf{B} \rangle_\psi = -\frac{1}{c} \left\langle \frac{\partial \mathbf{A}}{\partial t} \cdot \mathbf{B} \right\rangle_\psi \quad (137)$$

is an evolution equation for \mathbf{A} (and thus \mathbf{B}). Indeed, taking the time derivative of (33) divided by R^2 , we find

$$\frac{\partial}{\partial t} \frac{I(\psi)}{R^2} = \frac{\partial \mathbf{B}}{\partial t} \cdot \nabla \phi = -c \nabla \cdot (\mathbf{E} \times \nabla \phi). \quad (138)$$

Flux-surface averaging and using (39) and (45) we have

$$\left. \frac{\partial}{\partial t} \right|_{\psi} V' I(\psi) \langle R^{-2} \rangle_{\psi} = c \frac{\partial}{\partial \psi} V' \langle \mathbf{E} \cdot \mathbf{B} \rangle_{\psi}, \quad (139)$$

where we have used (31) to rewrite the right-hand side in terms of \mathbf{B} .

In the study of tokamak plasmas, it is conventional to work with the safety factor $q(\psi)$ rather than $I(\psi)$. The safety factor is defined in terms of the toroidal flux Ψ and the poloidal flux ψ by

$$q(\psi) = \frac{1}{2\pi} \frac{d\Psi}{d\psi}, \quad \Psi = \frac{1}{2\pi} \int_{D(\psi,t)} d^3\mathbf{r} \mathbf{B} \cdot \nabla \phi, \quad (140)$$

where the integration is carried out over the volume interior to the flux surface labelled by ψ (see Section 3.4). Geometrically, $q(\psi)$ is the number of times a field line on a given flux surface toroidally winds round the vertical symmetry axis for each poloidal transit around the magnetic axis. From (140), the definition of the flux-surface average (37), and the axisymmetric form of the magnetic field (31), we can express Ψ as

$$\Psi = \frac{1}{2\pi} \int_0^{\psi} d\psi' \int_{\partial D(\psi',t)} \frac{dS}{|\nabla \psi|} I(\psi') R^{-2} = \frac{1}{2\pi} \int_0^{\psi} d\psi' V'(\psi') I(\psi') \langle R^{-2} \rangle_{\psi}(\psi'), \quad (141)$$

where V' is defined by (36). Therefore,

$$q(\psi) = \frac{1}{4\pi^2} V' I(\psi) \langle R^{-2} \rangle_{\psi}. \quad (142)$$

From (139) and (142), we immediately find

$$\left. \frac{\partial}{\partial t} \right|_{\psi} q = \frac{c}{4\pi^2} \frac{\partial}{\partial \psi} V' \langle \mathbf{E} \cdot \mathbf{B} \rangle_{\psi}. \quad (143)$$

Thus, $q(\psi)$ evolves via (143), $I(\psi)$ is determined by (142), and $\psi(R, z)$ is then instantaneously determined from the generalized Grad-Shafranov equation (136). This completes our solution for the evolution of the mean magnetic field.

It turns out that $q(\psi)$ can be shown to evolve on the resistive timescale, which is even slower than the transport timescale, i.e., $c \langle \mathbf{E} \cdot \mathbf{B} \rangle_{\psi}$ turns out to be of the order of $v_{th_i}(m_e/m_i)^{1/2} \epsilon^2 B^2$. This result is proved in Appendix C of [52], where we also relate the evolution of $q(\psi)$ to the conservation of magnetic flux. Indeed, the geometric interpretation of $q(\psi)$ is consistent with the notion that this longer timescale is the timescale on which the topology of the magnetic field changes, even if other properties of the field may change more rapidly.

7.4. The Gyrokinetic Equation

Turning to the fluctuating component of the second-order kinetic equation (108), we find[‡]

$$\begin{aligned} & \left[\frac{\partial}{\partial t} + \mathbf{u}(\mathbf{R}_s) \cdot \frac{\partial}{\partial \mathbf{R}_s} \right] h_s + (w_{\parallel} \mathbf{b} + \mathbf{V}_{Ds} + \langle \mathbf{V}_{\chi} \rangle_{\mathbf{R}}) \cdot \frac{\partial h_s}{\partial \mathbf{R}_s} - \langle C_L[h_s] \rangle_{\mathbf{R}} \\ &= \frac{Z_s e F_{0s}}{T_s} \left[\frac{\partial}{\partial t} + \mathbf{u}(\mathbf{R}_s) \cdot \frac{\partial}{\partial \mathbf{R}_s} \right] \langle \chi \rangle_{\mathbf{R}} \\ & \quad - \left\{ \frac{\partial F_{0s}}{\partial \psi} + \frac{m_s F_{0s}}{T_s} \left[\frac{I(\psi) w_{\parallel}}{B} + \omega(\psi) R^2 \right] \frac{d\omega}{d\psi} \right\} \langle \mathbf{V}_{\chi} \rangle_{\mathbf{R}} \cdot \nabla \psi \end{aligned} \quad (144)$$

with \mathbf{V}_{χ} and \mathbf{V}_{Ds} given by (110) and (111), respectively. As in Section 7.1, $C_L[\cdot]$ is the collision operator linearised about the Maxwellian part of F_{0s} . Explicit forms for the collision term $\langle C_L[h_s] \rangle_{\mathbf{R}}$ are proposed in [53, 33, 14] for various model collision operators, however, only the properties common to all such operators will be needed in this work so we leave this term in its general form. Finally, we reiterate that this equation is written in terms of the variables \mathbf{R}_s , ε_s , μ_s and ϑ , so w_{\parallel} is given by

$$w_{\parallel} = \sqrt{\frac{2}{m_s} \left[\varepsilon_s - \mu_s B - Z_s e \varphi_0 + \frac{1}{2} m_s \omega^2(\psi) R^2 \right]} + \mathcal{O}(\epsilon v_{\text{th}s}). \quad (145)$$

It is the gyrokinetic equation (144) that is solved by the gyrokinetic simulation codes [32, 54, 55, 56, 57, 58, 59] and has formed the basis of a large body of theoretical analysis of tokamak microinstabilities and turbulence.[§] The turbulence is driven by the density and temperature gradients in the equilibrium distribution (through the $\partial F_{0s}/\partial \psi$ term on the right-hand side of (144) [55, 60, 61]) and by the velocity gradient (through the $d\omega/d\psi$ term^{||}). It is important to note that this equation is only coupled to the neoclassical distribution function $F_s^{(\text{nc})}$ (Section 7.1) through the slow evolution of N_s , T_s , ω and I .

7.5. The Fluctuating Maxwell's Equations

To solve (144), we require a way of obtaining $\langle \chi \rangle_{\mathbf{R}}$ from h_s . This is provided by the fluctuating parts of Maxwell's equations.

[‡] This equation is in agreement with the nonlinear gyrokinetic equation of [1], but not with that of [40]. The discrepancy arises from a subtlety in the gyroaveraging of $\mathbf{u} \cdot \nabla \chi$ that is explained in detail in Appendix A.6 (see (A.54) and Appendix A.6.2.)

[§] Although this is the most commonly-used form of the gyrokinetic equation, two alternative formulations deserve discussion. Firstly, some derivations include the so-called “parallel nonlinearity” in the gyrokinetic equation, which is not present in (144). The inclusion of this term is discussed in Appendix B.1. Secondly, some formulations of the gyrokinetic equation explicitly emphasise polarisation effects. We discuss polarization effects in the context of our formulation in Appendix B.2.

^{||} This, potentially destabilizing [62, 63, 64], term comes from the gradient of the parallel part of the toroidal flow (62). Gradients in the perpendicular part of the toroidal flow enter into (144) via the $\mathbf{u}(\mathbf{R}_s) \cdot \partial/\partial \mathbf{R}_s$ terms and are stabilizing [65, 66, 63, 64].

The fluctuating component of the quasineutrality condition (10) is

$$\sum_s \frac{Z_s^2 e^2 n_s \delta\varphi'}{T_s} = \sum_s Z_s e \int d^3 \mathbf{w} \langle h_s \rangle_{\mathbf{r}}, \quad (146)$$

where $\delta\varphi'$ is given by (79). The integral over velocities is performed at constant \mathbf{r} as discussed in Section 5.2. We have now made this explicit by introducing the gyroaverage at constant \mathbf{r} , w_{\parallel} , and w_{\perp} :

$$\langle h_s \rangle_{\mathbf{r}} = \frac{1}{2\pi} \oint d\vartheta h_s(\mathbf{R}_s(\mathbf{r}, w_{\parallel}, w_{\perp}, \vartheta), \varepsilon_s(\mathbf{r}, w_{\parallel}, w_{\perp}, \vartheta), \mu_s(\mathbf{r}, w_{\perp}), \sigma). \quad (147)$$

The fluctuating component of Ampère's Law (11) is

$$\nabla \times \delta \mathbf{B} = -\nabla^2 \delta \mathbf{A} = \frac{4\pi}{c} \sum_s Z_s e \int d^3 \mathbf{w} \langle \mathbf{w} h_s \rangle_{\mathbf{r}}. \quad (148)$$

The parallel component of this equation gives us the following equation for δA_{\parallel} :

$$-\nabla_{\perp}^2 \delta A_{\parallel} = \frac{4\pi}{c} \sum_s Z_s e \int d^3 \mathbf{w} w_{\parallel} \langle h_s \rangle_{\mathbf{r}}. \quad (149)$$

It turns out to be convenient for various calculations to work with δB_{\parallel} rather than $\delta \mathbf{A}_{\perp}$. Thus, we take the divergence of $\mathbf{b} \times$ (148) to find

$$\nabla \cdot [\mathbf{b} \times (\nabla \times \delta \mathbf{B})] = \nabla_{\perp}^2 \delta B_{\parallel} = \frac{4\pi}{c} \sum_s Z_s e \int d^3 \mathbf{w} \nabla_{\perp} \cdot \langle \mathbf{b} \times \mathbf{w}_{\perp} h_s \rangle_{\mathbf{r}}. \quad (150)$$

We now use

$$\mathbf{b} \times \mathbf{w} = -\frac{\partial \mathbf{w}}{\partial \vartheta}, \quad (151)$$

integrate by parts inside the gyroaverage, and use (see (A.3))

$$\mathbf{w}_{\perp} \cdot \nabla h_s = -\Omega_s \left. \frac{\partial h_s}{\partial \vartheta} \right|_{\mathbf{r}, \varepsilon_s, \mu_s} + \mathcal{O}(\epsilon \Omega_s h_s) \quad (152)$$

to obtain

$$\nabla_{\perp}^2 \frac{\delta B_{\parallel} B}{4\pi} + \nabla_{\perp} \nabla_{\perp} : \sum_s \int d^3 \mathbf{w} \langle m_s \mathbf{w}_{\perp} \mathbf{w}_{\perp} h_s \rangle_{\mathbf{r}} = 0. \quad (153)$$

Once again (cf. (128)), perpendicular Ampère's law has become the equation for perpendicular force balance. This eliminates fluctuations such as the compressional Alfvén wave (see the appendix of [67]), which are not force-balanced.

This completes the description of the fluctuations, which are now determined by a closed set of equations: (104), (144), (146), (149) and (153).

8. Third Order $\mathcal{O}(\epsilon^3 \Omega_s f_s)$: Transport Equations

So far we have derived equations for the fast evolution of the fluctuations, instantaneous relations between equilibrium quantities, and an equation for the slow evolution of the mean magnetic field. These hold for a given set of three flux functions: N_s , ω and T_s .

In this section, we derive equations for the slow (transport-timescale) evolution of these functions. We refer to these as the transport equations.

To derive such equations, we will need to go to the next order in our expansion in ϵ , namely $O(\epsilon^3 \Omega_s f_s)$. As we wish to maintain the physical interpretation of evolution equations for n_s , ω and T_s in terms of the transport of particles, momentum, and heat, we return to the original \mathbf{r} and \mathbf{w} variables to begin our derivation[‡]. The averaged form of (1), written in these variables, is

$$\begin{aligned} \frac{\partial F_s}{\partial t} + (\mathbf{u} + \mathbf{w}) \cdot \nabla F_s + \left[\mathbf{a}_s - \frac{\partial \mathbf{u}}{\partial t} - (\mathbf{u} + \mathbf{w}) \cdot \nabla \mathbf{u} \right] \cdot \frac{\partial F_s}{\partial \mathbf{w}} + \left\langle \delta \mathbf{a}_s \cdot \frac{\partial \delta f_s}{\partial \mathbf{w}} \right\rangle_{\text{turb}} \\ = C[F_s] + S_s, \end{aligned} \quad (154)$$

where we have naturally split the particle acceleration into its mean part \mathbf{a}_s and its fluctuating part $\delta \mathbf{a}_s$. The mean acceleration is

$$\mathbf{a}_s = \frac{Z_s e}{m_s} \left[\mathbf{E} + \frac{1}{c} (\mathbf{u} + \mathbf{w}) \times \mathbf{B} \right] = -\frac{Z_s e}{m_s} \left(\nabla \varphi_0 + \frac{1}{c} \frac{\partial \mathbf{A}}{\partial t} \right) + \Omega_s \mathbf{w} \times \mathbf{b}, \quad (155)$$

where we have used the results of Section 4.1. The fluctuating acceleration is

$$\begin{aligned} \delta \mathbf{a}_s &= \frac{Z_s e}{m_s} \left[\delta \mathbf{E} + \frac{1}{c} (\mathbf{u} + \mathbf{w}) \times \delta \mathbf{B} \right] \\ &= -\frac{Z_s e}{m_s} \left[\nabla \chi + \frac{1}{c} \mathbf{w} \cdot \nabla \delta \mathbf{A} + \frac{1}{c} \left(\frac{\partial}{\partial t} + \mathbf{u} \cdot \nabla \right) \delta \mathbf{A} \right] \\ &= -\frac{Z_s e}{m_s} \left[\nabla \left(\delta \varphi' - \frac{1}{c} \mathbf{w} \cdot \delta \mathbf{A} \right) + \frac{1}{c} \mathbf{w}_\perp \cdot \nabla \delta \mathbf{A} \right] + O(\epsilon^2 v_{\text{ths}} \Omega_s), \end{aligned} \quad (156)$$

where χ is defined by (109) and $\delta \varphi'$ by (79). Equation (154) will correctly describe the transport-timescale evolution of F_s if we keep all terms up to order $O(\epsilon^3 \Omega_s f_s)$. This clearly requires knowledge of the distribution function including $O(\epsilon^2 f_s)$ corrections.

From the previous two sections, the particle distribution function is

$$\begin{aligned} f_s &= F_{0s}(\psi(\mathbf{R}_s), \varepsilon_s) + F_{1s}(\mathbf{R}_s, \varepsilon_s, \mu_s, \sigma) + F_{2s}(\mathbf{r}, \mathbf{v}) \\ &\quad - \frac{Z_s e}{T_s} \delta \varphi'(\mathbf{r}) F_{0s} + h_s(\mathbf{R}_s, \varepsilon_s, \mu_s, \sigma) + \delta f_{2s}(\mathbf{r}, \mathbf{v}) + \dots, \end{aligned} \quad (157)$$

where the equilibrium distribution function F_{0s} is given by (93), F_{1s} and h_s are obtained from the neoclassical drift-kinetic equation (112), and the gyrokinetic equation (144), respectively, and we have absorbed all (as yet unknown) higher-order terms into F_{2s} and δf_{2s} . The exact electric and magnetic fields are

$$\tilde{\mathbf{E}} = \mathbf{E} + \delta \mathbf{E} = -\nabla \Phi - \nabla \varphi_0 - \nabla \delta \varphi - \frac{1}{c} \frac{\partial \mathbf{A}}{\partial t} - \frac{1}{c} \frac{\partial \delta \mathbf{A}}{\partial t} \quad (158)$$

and

$$\tilde{\mathbf{B}} = \mathbf{B} + \delta \mathbf{B} = I(\psi) \nabla \phi + \nabla \psi \times \nabla \phi + \nabla \times \delta \mathbf{A}. \quad (159)$$

[‡] This is not the only way of deriving equations for N_s , T_s , and ω . One could, instead, continue the procedure of the previous sections, expand (71) to $O(\epsilon^3 \Omega_s f_s)$, and then derive the transport equations as solubility conditions for the resulting equation. The reader interested in this approach should see [68], where such a calculation is performed to derive transport equations for density and temperature in the “low-flow” regime (i.e., when the lowest-order mean velocity is diamagnetic, $\mathbf{u}_s \sim \epsilon v_{\text{ths}}$).

In the expressions for the fields, $I(\psi)$ and $\psi(R, z)$ are determined as explained in Sections 7.2 and 7.3, φ_0 is obtained from the quasineutrality condition (97), and $\delta\varphi'$ and $\delta\mathbf{A}$ are given by the fluctuating Maxwell's equations (146), (149) and (153).

The solution (157) for f_s will need to be completed with information about F_{2s} and δf_{2s} . We can obtain the gyrophase-dependent part of F_s to second order by expanding (154) to second order in ϵ :

$$\Omega_s \frac{\partial F_s}{\partial \vartheta} = -(\mathbf{u} + \mathbf{w}) \cdot \nabla F_s + \left[\frac{Z_s e}{m_s} \left(\nabla \varphi_0 + \frac{1}{c} \frac{\partial \mathbf{A}}{\partial t} \right) + (\mathbf{u} + \mathbf{w}) \cdot \nabla \mathbf{u} \right] \cdot \frac{\partial F_s}{\partial \mathbf{w}} - \left\langle \delta \mathbf{a}_s \cdot \frac{\partial \delta f_s}{\partial \mathbf{w}} \right\rangle_{\text{turb}} + C[F_s] + O(\epsilon^3 \Omega_s f_s), \quad (160)$$

where we have used

$$(\mathbf{w} \times \mathbf{b}) \cdot \frac{\partial}{\partial \mathbf{w}} \Big|_{\mathbf{r}} = \frac{\partial}{\partial \vartheta} \Big|_{\mathbf{r}, w_{\parallel}, w_{\perp}}. \quad (161)$$

Similarly, the fluctuating part of (1) can be expanded to obtain the gyrophase dependence of δf_s to second order:

$$\begin{aligned} \left(\mathbf{w}_{\perp} \cdot \nabla + \Omega_s \frac{\partial}{\partial \vartheta} \right) \delta f_s = & - \left(\frac{\partial}{\partial t} + \mathbf{u} \cdot \nabla \right) \delta f_s - w_{\parallel} \mathbf{b} \cdot \nabla \delta f_s - \delta \mathbf{a}_s \cdot \frac{\partial F_s}{\partial \mathbf{w}} \\ & + \left[\frac{Z_s e}{m_s} \left(\nabla \varphi_0 + \frac{1}{c} \frac{\partial \mathbf{A}}{\partial t} \right) + (\mathbf{u} + \mathbf{w}) \cdot \nabla \mathbf{u} \right] \cdot \frac{\partial \delta f_s}{\partial \mathbf{w}} - \delta \mathbf{a}_s \cdot \frac{\partial \delta f_s}{\partial \mathbf{w}} \\ & + \left\langle \delta \mathbf{a}_s \cdot \frac{\partial \delta f_s}{\partial \mathbf{w}} \right\rangle_{\text{turb}} + C_L[\delta f_s] + O(\epsilon^3 \Omega_s f_s), \end{aligned} \quad (162)$$

where C^l is the collision operator linearised about the Maxwellian part of F_{0s} . By examining the order of the terms on the right-hand side of (160) and (162), we see that we only need the particle distribution function correct to $O(\epsilon f_s)$ in order to evaluate the left-hand side correctly to order $O(\Omega_s \epsilon^2 f_s)$.

In the subsequent sections, we will take moments of (154) and show that (160) and (162) contain sufficient information about the second-order parts of the distribution function to close the resulting transport equations in terms of known quantities – i.e., the gyrophase-independent parts of F_{2s} and δf_{2s} do not affect transport.

8.1. Particle Transport

To derive the particle transport equation, we integrate (154) over all velocities to find

$$\frac{\partial n_s}{\partial t} + \nabla \cdot (n_s \mathbf{U}_s) = S_s^{(n)}, \quad (163)$$

where

$$S_s^{(n)} = \int d^3 \mathbf{w} S_s, \quad (164)$$

$$n_s \mathbf{U}_s = \int d^3 \mathbf{w} \mathbf{w} F_s. \quad (165)$$

Equation (163) clearly describes all particle transport: n_s is created or destroyed by the source $S_s^{(n)}$ and advected by the mean flux $n_s \mathbf{U}_s$. As the first and last terms in this

equation are $O(\epsilon^3 \Omega_s n_s)$, we conclude that we require $n_s \mathbf{U}_s$ correct to order $O(\epsilon^2 n_s v_{\text{th}s})$ to evaluate the divergence. It is clear that the parallel part of the flux will depend on the gyrophase-independent part of F_{2s} , which we cannot easily find. In contrast, the perpendicular flux will only depend on the gyrophase-dependent piece of F_{2s} , which we can find via (160).

To reduce (163) to an equation only containing the perpendicular flux, we apply the flux-surface average, defined by (34). This results in

$$\frac{1}{V'} \frac{\partial}{\partial t} \Big|_{\psi} V' \langle n_s \rangle_{\psi} + \frac{1}{V'} \frac{\partial}{\partial \psi} V' \langle \Gamma_s \rangle_{\psi} = \langle S_s^{(n)} \rangle_{\psi}, \quad (166)$$

where we have used (39) and (45) to simplify the flux-surface averages of the divergence and the time derivative. We have combined the radial particle flux[§] and the terms due to the motion of the flux surface into

$$\Gamma_s = n_s \mathbf{U}_s \cdot \nabla \psi + n_s \frac{\partial \psi}{\partial t}. \quad (167)$$

We can write the first term of (167) as

$$n_s \mathbf{U}_s \cdot \nabla \psi = \int d^3 \mathbf{w} (\mathbf{w}_{\perp} \cdot \nabla \psi) F_s = \int d^3 \mathbf{w} R^2 B (\mathbf{v} \cdot \nabla \phi) \frac{\partial F_s}{\partial \vartheta} \Big|_{\mathbf{r}, \mathbf{w}_{\parallel}, \mathbf{w}_{\perp}}, \quad (168)$$

where \mathbf{v} is just shorthand for $\mathbf{u} + \mathbf{w}$ and we have used

$$\mathbf{w}_{\perp} \cdot \nabla \psi = -R^2 B \mathbf{w} \cdot (\mathbf{b} \times \nabla \phi) = R^2 B (\mathbf{b} \times \mathbf{w}) \cdot \nabla \phi = -R^2 B \frac{\partial \psi}{\partial \vartheta} \Big|_{\mathbf{r}, \mathbf{w}_{\parallel}, \mathbf{w}_{\perp}} \cdot \nabla \phi \quad (169)$$

and integrated by parts with respect to ϑ . So, in order to calculate the radial flux to second order, it is sufficient to know $\partial F_s / \partial \vartheta$ up to second order only.

In Appendix D.1, we perform the explicit evaluation of $\langle n_s \mathbf{U}_s \cdot \nabla \psi \rangle_{\psi}$ via the kinetic equation (160), resulting in (D.10), which we substitute into (167) to find:

$$\begin{aligned} \langle \Gamma_s \rangle_{\psi} = & \left\langle \int d^3 \mathbf{w} \left(\frac{\mathbf{w} \times \mathbf{b}}{\Omega_s} \cdot \nabla \psi \right) C[F_{0s}] \right\rangle_{\psi} + \left\langle \int d^3 \mathbf{w} F_s^{(\text{nc})} \mathbf{V}_{\text{Ds}} \cdot \nabla \psi \right\rangle_{\psi} \\ & - \langle n_s \rangle_{\psi} I(\psi) \frac{\langle \mathbf{E} \cdot \mathbf{B} \rangle_{\psi}}{\langle B^2 \rangle_{\psi}} + \left\langle \left\langle \int d^3 \mathbf{w} \langle h_s \mathbf{V}_{\chi} \rangle_{\mathbf{r}} \cdot \nabla \psi \right\rangle_{\text{turb}} \right\rangle_{\psi}. \end{aligned} \quad (170)$$

The first term in the above expression is due to classical collisional transport with F_{0s} given by (93)^{||}, the second and third terms are due to neoclassical transport with $F_s^{(\text{nc})}$ and $\langle \mathbf{E} \cdot \mathbf{B} \rangle_{\psi}$ calculated as explained in Sections 7.1-7.3[¶], and the final term gives the turbulent contribution to the particle flux in terms of h_s , which is the solution of the

[§] Whilst this flux is not in the geometrically radial direction, but is in fact the cross-flux-surface flux, it is both convenient and conventional to refer to it as the radial flux.

^{||} Note that F_{0s} is only Maxwellian to lowest order, so $C[F_{0s}] = O(\epsilon^2 \Omega_s F_{0s})$ is non-zero.

[¶] Explicit expressions for the collisional fluxes can be found in [31, 69] or, for the case of non-zero $\omega(\psi)$, in [37, 38, 39].

gyrokinetic equation (144)⁺. We note that the composition of a flux-surface average (defined by (34)) with the fluctuation average (defined by (18)) is

$$\langle \langle g(\mathbf{r}, t) \rangle_{\text{turb}} \rangle_{\psi} = \frac{1}{V'} \frac{1}{T} \int_{t-T/2}^{t+T/2} dt' \int_{\Delta_{\lambda}} d^3 \mathbf{r}' V' g(\mathbf{r}', t'), \quad (171)$$

where Δ_{λ} is the annulus bounded by two flux surfaces a distance λ apart centered on $\psi(\mathbf{r})$. This is exactly the average over a flux tube that is implemented in current gyrokinetic linked-flux-tube codes [24, 25].

Thus, we now have an equation, (166), that determines $\langle n_s \rangle_{\psi}$, but we still need to use this to find N_s and hence n_s via (96). This is done by flux-surface averaging (96) to find

$$N_s = \langle n_s \rangle_{\psi} \left/ \left\langle \exp \left[\frac{m_s \omega^2(\psi) R^2}{2T_s} - \frac{Z_s e \varphi_0}{T_s} \right] \right\rangle_{\psi} \right., \quad (172)$$

which allows us to express N_s in terms of $\langle n_s \rangle_{\psi}$ and known quantities. In particular, we can solve (172) simultaneously with the quasineutrality condition (97) to find N_s and φ_0 from $\langle n_s \rangle_{\psi}$.

8.2. Momentum Transport

To find an evolution equation for $\mathbf{u} = \omega(\psi) R^2 \nabla \phi$, we multiply (154) by $m_s (\mathbf{v} \cdot \nabla \phi) R^2$, where $\mathbf{v} = \mathbf{w} + \mathbf{u}$, integrate over \mathbf{w} , and sum over species to find

$$\begin{aligned} \frac{\partial}{\partial t} \sum_s m_s n_s R^2 \omega(\psi) + \left[\nabla \cdot \sum_s (\mathbf{\Pi}_s + m_s n_s \mathbf{U}_s \mathbf{u} + m_s n_s \mathbf{u} \mathbf{U}_s) \right] \cdot (\nabla \phi) R^2 \\ - \sum_s m_s \left\langle \int d^3 \mathbf{w} (\delta \mathbf{a}_s \cdot \nabla \phi) R^2 \delta f_s \right\rangle_{\text{turb}} - \frac{1}{c} (\mathbf{j} \times \mathbf{B}) \cdot (\nabla \phi) R^2 = S^{(\omega)}, \end{aligned} \quad (173)$$

where the viscous stress tensor $\mathbf{\Pi}_s$ is

$$\mathbf{\Pi}_s = \int d^3 \mathbf{w} m_s \mathbf{w} \mathbf{w} F_s, \quad (174)$$

the source of toroidal angular momentum is

$$S^{(\omega)} = \sum_s \left[\int d^3 \mathbf{w} m_s (\mathbf{w} \cdot \nabla \phi) R^2 S_s + m_s \omega(\psi) S_s^{(n)} \right], \quad (175)$$

where $S_s^{(n)}$ is given by (164) and we have used the quasineutrality condition (52). The second term in (175) is due to injected particles joining the mean flow, while the first term contains also contributions from particle-conserving momentum injection mechanisms, e.g., momentum injection by waves [70].

⁺ Having determined the particle flux, we note that the classical, neoclassical and turbulent contributions are all independently ambipolar [1]. This is explicitly proved in Appendix D.2.

We now wish to write all terms except the time derivative and the source as full divergences. The second term on the left-hand side of (173) can be written so because, for any symmetric tensor field \mathbf{A} ,

$$(\nabla \cdot \mathbf{A}) \cdot (\nabla \phi) R^2 = \nabla \cdot (R^2 \mathbf{A} \cdot \nabla \phi). \quad (176)$$

The third term (due to the fluctuations) can also be written as a divergence:

$$\begin{aligned} & - \sum_s m_s \left\langle \int d^3 \mathbf{w} (\delta \mathbf{a}_s \cdot \nabla \phi) R^2 \delta f_s \right\rangle_{\text{turb}} \\ & = - \frac{1}{c} \langle \delta \mathbf{j} \times \delta \mathbf{B} \rangle_{\text{turb}} \cdot (\nabla \phi) R^2 \\ & = \nabla \cdot \left[\left\langle \frac{\delta B^2}{8\pi} \mathbf{I} - \frac{\delta \mathbf{B} \delta \mathbf{B}}{4\pi} \right\rangle_{\text{turb}} \cdot (\nabla \phi) R^2 \right], \end{aligned} \quad (177)$$

where \mathbf{I} is the unit dyadic and we have used (156) for $\delta \mathbf{a}_s$, the fluctuating quasineutrality condition (146), expressed the Lorentz force as the divergence of the Maxwell stress in the usual way and used (176). The final term on the left-hand side of (173) can similarly be written as the divergence of the Maxwell stress associated with the mean magnetic field:

$$- \frac{1}{c} (\mathbf{j} \times \mathbf{B}) \cdot (\nabla \phi) R^2 = \nabla \cdot \left[\left(\frac{B^2}{8\pi} \mathbf{I} - \frac{\mathbf{B} \mathbf{B}}{4\pi} \right) \cdot (\nabla \phi) R^2 \right]. \quad (178)$$

We now flux-surface average (173), using the identities (39) and (45) for the flux-surface average of a divergence and of a time derivative. This gives

$$\frac{1}{V'} \frac{\partial}{\partial t} \Big|_{\psi} V' J \omega(\psi) + \frac{1}{V'} \frac{\partial}{\partial \psi} V' \langle \pi_{\text{tot}}^{(\psi\phi)} \rangle_{\psi} = \langle S^{(\omega)} \rangle_{\psi}, \quad (179)$$

where

$$J = \sum_s m_s \langle n_s R^2 \rangle_{\psi} \quad (180)$$

is the flux-surface-averaged moment of inertia and the total flux of angular momentum is given by

$$\begin{aligned} \pi_{\text{tot}}^{(\psi\phi)} &= \sum_s (\nabla \psi) \cdot \mathbf{n}_s \cdot (\nabla \phi) R^2 + \sum_s m_s \omega(\psi) R^2 \Gamma_s \\ &\quad - \frac{1}{4\pi} (\nabla \psi) \cdot \langle \delta \mathbf{B} \delta \mathbf{B} \rangle_{\text{turb}} \cdot (\nabla \phi) R^2, \end{aligned} \quad (181)$$

where Γ_s is given by (167).

Proceeding analogously to the derivation of the particle transport (see (168)), we can write the radial angular momentum flux due to the particles of species s as

$$(\nabla \psi) \cdot \mathbf{n}_s \cdot (\nabla \phi) R^2 + m_s n_s \omega(\psi) R^2 \mathbf{U}_s \cdot \nabla \psi = \int d^3 \mathbf{w} B m_s \frac{1}{2} (R^2 \mathbf{v} \cdot \nabla \phi)^2 \frac{\partial F_s}{\partial \vartheta}, \quad (182)$$

where $\mathbf{v} = \mathbf{u} + \mathbf{w}$. We evaluate this explicitly in Appendix D.3 to find

$$\langle \pi_{\text{tot}}^{(\psi\phi)} \rangle_{\psi} = \sum_s \left[\langle \pi_s^{(\psi\phi)} \rangle_{\psi} + m_s \omega(\psi) \langle R^2 \Gamma_s \rangle_{\psi} \right] + \langle \pi_{\text{EM}}^{(\psi\phi)} \rangle_{\psi}, \quad (183)$$

where $\pi_s^{(\psi\phi)}$ contains the classical, neoclassical and turbulent viscous stresses:

$$\langle \pi_s^{(\psi\phi)} \rangle_\psi = \langle \pi_s^{(\text{cl})} \rangle_\psi + \langle \pi_s^{(\text{nc})} \rangle_\psi + \left\langle \left\langle \int d^3\mathbf{w} m_s R^2 \langle (\mathbf{w} \cdot \nabla \phi) h_s \mathbf{V}_\chi \rangle_{\mathbf{r}} \cdot \nabla \psi \right\rangle_{\text{turb}} \right\rangle_\psi \quad (184)$$

with

$$\begin{aligned} \langle \pi_s^{(\text{cl})} \rangle_\psi = & \frac{c}{Z_s e} \left\langle \left(\int d^3\mathbf{w} \frac{m_s^2}{2} \mathbf{w}_\perp \mathbf{w}_\perp C[F_{0s}] \right) : \left\{ R^4 (\nabla \phi) (\nabla \phi) - \frac{1}{2} \left[R^2 - \frac{I^2(\psi)}{B^2} \right] \mathbf{I} \right\} \right\rangle_\psi \\ & + \left\langle \int d^3\mathbf{w} m_s \frac{I(\psi) w_\parallel}{B} \left(\frac{\mathbf{w} \times \mathbf{b}}{\Omega_s} \cdot \nabla \psi \right) C[F_{0s}] \right\rangle_\psi \end{aligned} \quad (185)$$

and

$$\langle \pi_s^{(\text{nc})} \rangle_\psi = -\frac{m_s c}{Z_s e} \left\langle \int d^3\mathbf{w} F_s^{(\text{nc})} w_\parallel \mathbf{b} \cdot \nabla \left\{ m_s \frac{I^2(\psi) w_\parallel^2}{B^2} + \mu_s \frac{|\nabla \psi|^2}{B^2} \right\} \right\rangle_\psi, \quad (186)$$

$m_s \omega(\psi) \langle R^2 \Gamma_s \rangle_\psi$ is the convective flux of angular momentum with $\langle R^2 \Gamma_s \rangle_\psi$ given by (cf. (170)):

$$\begin{aligned} \langle R^2 \Gamma_s \rangle_\psi = & \left\langle R^2 \int d^3\mathbf{w} \left(\frac{\mathbf{w} \times \mathbf{b}}{\Omega_s} \cdot \nabla \psi \right) C[F_{0s}] \right\rangle_\psi \\ & + \left\langle \int d^3\mathbf{w} F_s^{(\text{nc})} w_\parallel \mathbf{b} \cdot \nabla \left[R^2 \frac{I(\psi) w_\parallel}{\Omega_s} + R^2 \frac{B R^2 \omega(\psi)}{\Omega_s} \right] \right\rangle_\psi \\ & - \langle R^2 n_s \rangle_\psi I(\psi) \frac{\langle \mathbf{E} \cdot \mathbf{B} \rangle_\psi}{\langle B^2 \rangle_\psi} + \left\langle R^2 \left\langle \int d^3\mathbf{w} \langle h_s \mathbf{V}_\chi \rangle_{\mathbf{r}} \cdot \nabla \psi \right\rangle_{\text{turb}} \right\rangle_\psi, \end{aligned} \quad (187)$$

and the electromagnetic angular momentum flux $\pi_{\text{EM}}^{(\psi\phi)}$ is

$$\pi_{\text{EM}}^{(\psi\phi)} = -(\nabla \psi) \cdot \left\langle \frac{1}{4\pi} \delta \mathbf{B} \delta \mathbf{B} + \frac{1}{c} \delta \mathbf{j} \delta \mathbf{A} \right\rangle_{\text{turb}} \cdot (\nabla \phi) R^2. \quad (188)$$

The two terms in the last expression are, respectively, the Maxwell stress and the advection of electromagnetic momentum by the particles

$$\frac{1}{c} \delta \mathbf{j} \delta \mathbf{A} = \sum_s \int d^3\mathbf{w} \langle h_s \mathbf{w} \rangle_{\mathbf{r}} \frac{Z_s e}{c} \delta \mathbf{A} \quad (189)$$

(in the long-wavelength limit, this term is small as the fluctuating velocity is dominated by the $\mathbf{E} \times \mathbf{B}$ velocity, which carries no current).

8.3. Heat Transport and Heating

Turning to heat transport next, we multiply (154) by $m_s w^2/2$ and integrate over all velocities to obtain

$$\begin{aligned} \frac{3}{2} \frac{\partial}{\partial t} n_s T_s + \nabla \cdot \mathbf{Q}_s + Z_s e \left(\nabla \varphi_0 + \frac{1}{c} \frac{\partial \mathbf{A}}{\partial t} \right) \cdot (n_s \mathbf{U}_s) + m_s n_s \mathbf{u} \cdot (\nabla \mathbf{u}) \cdot \mathbf{U}_s + \mathbf{\Pi}_s : \nabla \mathbf{u} \\ - \left\langle \int d^3\mathbf{w} m_s \mathbf{w} \cdot \delta \mathbf{a}_s \delta f_s \right\rangle_{\text{turb}} = C_s^{(E)} + S_s^{(E)}, \end{aligned} \quad (190)$$

where we have defined the heat flux

$$\mathbf{Q}_s = \int d^3\mathbf{w} \frac{1}{2} m_s w^2 \mathbf{w} F_s, \quad (191)$$

the collisional energy transfer to (or from) species s

$$C_s^{(E)} = \int d^3\mathbf{w} \frac{1}{2} m_s w^2 C[F_s], \quad (192)$$

and the energy source

$$S_s^{(E)} = \int d^3\mathbf{w} \frac{1}{2} m_s w^2 S_s. \quad (193)$$

Acting in the same vein as for the particle and momentum transport equations, we now flux-surface average (190). This flux-surface average is carried out in [Appendix D.4](#), where we obtain:

$$\begin{aligned} & \frac{3}{2} \frac{1}{V'} \frac{\partial}{\partial t} \bigg|_{\psi} V' \langle n_s \rangle_{\psi} T_s + \frac{1}{V'} \frac{\partial}{\partial \psi} V' \langle q_s \rangle_{\psi} \\ &= P_s^{\text{visc}} + P_s^{\text{Ohm}} + P_s^{\text{comp}} + P_s^{\text{pot}} + P_s^{\text{turb}} + \langle C_s^{(E)} \rangle_{\psi} + \langle S_s^{(E)} \rangle_{\psi}. \end{aligned} \quad (194)$$

Let us detail the terms in this equation.

8.3.1. The Heat Flux. The “heat flux” q_s in (194) is defined by the following formula, whose origin is explained in [Appendix D.4.6](#):

$$\begin{aligned} \langle q_s \rangle_{\psi} = & \left\langle \left[\mathbf{Q}_s + \left(Z_s e \varphi_0 - \frac{1}{2} m_s \omega^2(\psi) R^2 \right) n_s \mathbf{U}_s + Z_s e \left\langle \int d^3\mathbf{w} \delta\varphi' \langle h_s \mathbf{w} \rangle_{\mathbf{r}} \right\rangle_{\text{turb}} \right] \cdot \nabla \psi \right\rangle_{\psi} \\ & + \left\langle n_s \left[\frac{5}{2} T_s + Z_s e \varphi_0 - \frac{1}{2} m_s \omega^2(\psi) R^2 \right] \frac{\partial \psi}{\partial t} \right\rangle_{\psi}. \end{aligned} \quad (195)$$

This form of the heat flux is most useful for interpreting its constituent parts. The first term in the first line of (195) is the usual flux of thermal energy, the second term is the flux of the mean potential energy (electrostatic and centrifugal), and the third is the flux of the fluctuating electrostatic potential energy. The second line of (195) is minus the flow of heat and energy carried by the motion of the flux surfaces (remembering that $\mathbf{V}_{\psi} \cdot \nabla \psi = -\partial \psi / \partial t$ and observing that the expression multiplying $\partial \psi / \partial t$ is the enthalpy carried by the plasma^{*}). As we include the potential energy fluxes in (195), q_s is not, strictly speaking, the heat flux in the usual sense. We will elaborate upon this in [Section 8.3.5](#) where we discuss the potential energy exchange term P_s^{pot} . For simplicity, we will continue to refer to $\langle q_s \rangle_{\psi}$ as the radial heat flux. This usage will be vindicated on physical grounds by the appearance of $\langle q_s \rangle_{\psi}$ multiplying the temperature gradient in the expression (235) for the entropy production.

^{*} The first term is the enthalpy of the ideal gas of species s [71] and the second and third terms are the potential energy contributions to the internal energy.

Unfortunately, (195) is not a useful form for actually evaluating the heat flux. An explicit form for it is calculated in terms of known quantities in [Appendix D.5](#):

$$\begin{aligned} \langle q_s \rangle_\psi &= \left\langle \int d^3\mathbf{w} \varepsilon_s \left(\frac{\mathbf{w} \times \mathbf{b}}{\Omega_s} \cdot \nabla \psi \right) C[F_{0s}] \right\rangle_\psi + \left\langle \int d^3\mathbf{w} \varepsilon_s F_s^{(\text{nc})} \mathbf{V}_{Ds} \cdot \nabla \psi \right\rangle_\psi \\ &\quad - \left\langle n_s \left[\frac{5T_s}{2} + Z_s e \varphi_0 - \frac{1}{2} m_s \omega^2(\psi) R^2 \right] \right\rangle_\psi I(\psi) \frac{\langle \mathbf{E} \cdot \mathbf{B} \rangle_\psi}{\langle B^2 \rangle_\psi} \\ &\quad + \left\langle \left\langle \int d^3\mathbf{w} \varepsilon_s \langle h_s \mathbf{V}_\chi \rangle_{\mathbf{r}} \cdot \nabla \psi \right\rangle_{\text{turb}} \right\rangle_\psi. \end{aligned} \quad (196)$$

Let us now examine the heating terms on the right-hand side of (194).

8.3.2. Viscous Heating. This is (see [Appendix D.4.2](#))

$$P_s^{\text{visc}} = - \left[\langle \pi_s^{(\psi\phi)} \rangle_\psi + m_s \omega(\psi) \langle R^2 \Gamma_s \rangle_\psi \right] \frac{d\omega}{d\psi}, \quad (197)$$

where $\langle \pi_s^{(\psi\phi)} \rangle_\psi$ is given by (184) and $\langle R^2 \Gamma_s \rangle_\psi$ by (187). Usually, the heating due to the mass flow (the second term inside the square brackets in (197)) is not included in the viscous heating. We group them together here because the term in the square brackets in (197) is precisely the species-dependent term in the total momentum flux (183). We will come back to this point when interpreting the rotational part of P_s^{pot} in Section 8.3.5. The combination of momentum fluxes seen in (197) will appear multiplying $d\omega/d\psi$ in the expression (235) for the entropy production, vindicating its interpretation as the total viscous heating of species s .

8.3.3. Ohmic Heating. The mean Ohmic heating due to the induced parallel electric field is (see [Appendix D.4.3](#))

$$P_s^{\text{Ohm}} = K_s(\psi) \langle \mathbf{E} \cdot \mathbf{B} \rangle_\psi, \quad (198)$$

where

$$K_s(\psi) = \frac{Z_s e}{B} \int d^3\mathbf{w} w_\parallel \hat{F}_{1s}. \quad (199)$$

8.3.4. Compressional Heating. This is due to the motion of the flux surfaces and is given by (see [Appendix D.4.4](#))

$$P_s^{\text{comp}} = -T_s \langle n_s \nabla \cdot \mathbf{V}_\psi \rangle_\psi = T_s \left\langle n_s \nabla \cdot \left(\frac{\partial \psi}{\partial t} \frac{\nabla \psi}{|\nabla \psi|^2} \right) \right\rangle_\psi, \quad (200)$$

where we have used the expression (44) for the velocity \mathbf{V}_ψ of a flux surface.

8.3.5. *Exchange between Potential and Thermal Energy.* The change in thermal energy due to exchange with the electrostatic and rotational potential energy is (see [Appendix D.4.5](#))

$$\begin{aligned}
P_s^{\text{pot}} = & - \left\langle Z_s e \varphi_0 \left(\frac{\partial n_s}{\partial t} + \mathbf{V}_\psi \cdot \nabla n_s \right) \right\rangle_\psi - \langle Z_s e n_s \varphi_0 \nabla \cdot \mathbf{V}_\psi \rangle_\psi \\
& + \frac{\omega^2(\psi)}{2V'} \frac{\partial}{\partial t} \bigg|_\psi V' m_s \langle R^2 n_s \rangle_\psi - \frac{1}{2} m_s \omega^2(\psi) \langle n_s \mathbf{V}_\psi \cdot \nabla R^2 \rangle_\psi \\
& + \left\langle \left(Z_s e \varphi_0 - \frac{1}{2} m_s \omega^2(\psi) R^2 \right) S_s^{(n)} \right\rangle_\psi.
\end{aligned} \tag{201}$$

The first line is the energy exchange with the electrostatic potential energy, the second the exchange with the rotational energy. More transparently, we can group the terms in (201) involving φ_0 together with the terms involving φ_0 in our definition (195) of the heat flux to write the total as

$$\begin{aligned}
& - \left\langle Z_s e \varphi_0 \left(\frac{\partial n_s}{\partial t} + \mathbf{V}_\psi \cdot \nabla n_s \right) \right\rangle_\psi - \langle Z_s e n_s \varphi_0 \nabla \cdot \mathbf{V}_\psi \rangle_\psi + \langle Z_s \varphi_0 S_s^{(n)} \rangle_\psi \\
& - \frac{1}{V'} \frac{\partial}{\partial \psi} V' \left\langle Z_s e \varphi_0 n_s \mathbf{U}_s \cdot \nabla \psi + Z_s e \varphi_0 n_s \frac{\partial \psi}{\partial t} \right\rangle_\psi \\
& = -Z_s e \langle n_s (\mathbf{U}_s - \mathbf{V}_\psi) \cdot \nabla \varphi_0 \rangle_\psi,
\end{aligned} \tag{202}$$

the work done by the mean electric field due to φ_0 .[‡] Unfortunately, we do not know the small (i.e., of order $\epsilon^2 v_{\text{th}_s} n_s$) poloidal component of $n_s \mathbf{U}_s$; the only way of calculating the right-hand side of (202) is to calculate the left-hand side explicitly. This was the reason for splitting the work done into the “heating” and “flux” terms and distributing them between (201) and (195), respectively.

Similarly, gathering the terms involving the rotation in (201) and (195), as well as the second term in (197) (see discussion in Section 8.3.2), we can rewrite them as

$$\begin{aligned}
& \frac{\omega^2(\psi)}{2V'} \frac{\partial}{\partial t} \bigg|_\psi V' m_s \langle R^2 n_s \rangle_\psi - \frac{1}{2} m_s \omega^2(\psi) \langle n_s \mathbf{V}_\psi \cdot \nabla R^2 \rangle_\psi - \frac{1}{2} m_s \omega^2(\psi) \langle R^2 S_s^{(n)} \rangle_\psi \\
& + \frac{1}{2V'} \frac{\partial}{\partial \psi} V' m_s \omega^2(\psi) \left\langle n_s R^2 \mathbf{U}_s \cdot \nabla \psi - n_s R^2 \frac{\partial \psi}{\partial t} \right\rangle_\psi - m_s \omega(\psi) \langle R^2 \Gamma_s \rangle_\psi \frac{d\omega}{d\psi} \\
& = \frac{1}{2} m_s \omega^2(\psi) \langle n_s (\mathbf{U}_s - \mathbf{V}_\psi) \cdot \nabla R^2 \rangle_\psi.
\end{aligned} \tag{203}$$

which is the work done by the centrifugal force (the Coriolis force does no work). Again, as with the work done by the electric field (202), we cannot explicitly evaluate the right-hand side of (203).

[‡] \mathbf{V}_ψ appears here because we measure all velocities relative to \mathbf{V}_ψ and so, for a force \mathbf{F} , we consider $n_s \mathbf{F} \cdot \mathbf{V}_\psi$ to be work done accelerating the plasma to \mathbf{V}_ψ , not heating.

8.3.6. *Turbulent Heating.* Finally, the energy exchange with the fluctuations is (see [Appendix D.4.1](#))

$$\begin{aligned} P_s^{\text{turb}} &= Z_s e \left\langle \left\langle \int d^3 \mathbf{w} \left\langle h_s \left(\frac{\partial}{\partial t} + \mathbf{u} \cdot \nabla \right) \chi \right\rangle_{\mathbf{r}} \right\rangle_{\text{turb}} \right\rangle_{\psi} \\ &\quad - \frac{Z_s e}{c} \omega(\psi) \left\langle \left\langle \int d^3 \mathbf{w} \langle h_s \mathbf{w} \rangle_{\mathbf{r}} \cdot (\delta \mathbf{A} \times \nabla z) \right\rangle_{\text{turb}} \right\rangle_{\psi} \\ &= P_s^{\text{diss}} - P_s^{\text{drive}}. \end{aligned} \quad (204)$$

The last expression reflects the fact that P_s^{turb} consists of two parts (see (F.28) in [Appendix F.4](#)): the turbulent heating (dissipation of fluctuations on collisions):

$$P_s^{\text{diss}} = - \left\langle \left\langle \int d^3 \mathbf{w} \frac{T_s h_s}{F_{0s}} C_L[h_s] \right\rangle_{\text{turb}} \right\rangle_{\psi} \quad (205)$$

and the energy injection into the fluctuations due to the mean density, temperature and velocity gradients:

$$\begin{aligned} P_s^{\text{drive}} &= - \left\langle \left\langle \int d^3 \mathbf{w} \langle h_s \mathbf{V}_\chi \rangle_{\mathbf{r}} \cdot \nabla \psi \right\rangle_{\text{turb}} \right\rangle_{\psi} T_s \frac{d \ln N_s}{d \psi} \\ &\quad - \left\langle \left\langle \int d^3 \mathbf{w} \left(\varepsilon_s - \frac{3}{2} T_s \right) \langle h_s \mathbf{V}_\chi \rangle_{\mathbf{r}} \cdot \nabla \psi \right\rangle_{\text{turb}} \right\rangle_{\psi} \frac{d \ln T_s}{d \psi} \\ &\quad + \left\langle \left\langle \int d^3 \mathbf{w} m_s R^2 (\nabla \phi) \cdot \langle \mathbf{v} h_s \mathbf{V}_\chi \rangle_{\mathbf{r}} \cdot \nabla \psi \right\rangle_{\text{turb}} \right\rangle_{\psi} \frac{d \omega}{d \psi}. \end{aligned} \quad (206)$$

This is the energy borrowed from the internal energy of the equilibrium and transferred into turbulence by such mechanisms as the ITG, PVG, ETG, and other gradient-driven instabilities [55, 60, 61, 62]. In Section 9, we will show that all of this energy is eventually returned to the equilibrium via the turbulent heating term [72]: namely, after summation over species, net turbulent heating – the difference between $\sum_s P_s^{\text{drive}}$ and $\sum_s P_s^{\text{diss}}$ – is either viscous heating (conversion of rotational energy into heat at constant internal energy) or due to turbulent electromagnetic energy injected by antenna-like mechanisms, whose dissipation is the only piece of $\sum_s P_s^{\text{diss}}$ not cancelled by $\sum_s P_s^{\text{drive}}$.

8.3.7. *Collisional Heating.* Formally, the collisional heating term $C_s^{(E)}$ is both too large – $O(\epsilon \Omega_s n_s T_s)$ or $O(\epsilon^2 \Omega_s n_s T_s)$ if all mean temperatures are equal, as $C[F_{0s}] \sim \epsilon \nu F_{0s}$ if all temperatures are equal – and contains contributions from the gyrophase-independent part of F_{2s} , which we have not calculated. This problem has arisen from our decision to retain different temperatures for different species, a choice formally inconsistent with our orderings, as we acknowledged in the footnote preceding (85). There are two naïve solutions to this problem. The first is to respect our ordering and assume that all temperatures are equal (which follows from (84)). In this case we can sum the heat transport equation (194) over all species and, as collisions conserve energy, the collisional heating term will vanish

$$\sum_s C_s^{(E)} = 0. \quad (207)$$

Alternatively, if, completely formally, we order the interspecies collision frequency to be small $\nu_{ss'} \sim \epsilon^2 \nu_{ss}$, then this heating term will simply be the temperature equilibration between the Maxwellian equilibrium distributions of the species [47]:

$$C_s^{(E)} = \sum_{s'} \nu_{ss'}^{(E)} (T_{s'} - T_s), \quad (208)$$

where

$$\nu_{ss'}^{(E)} = 2^{5/2} \pi^{1/2} e^4 \frac{m_s^{1/2} m_{s'}^{1/2} n_s n_{s'} Z_s^2 Z_{s'}^2 \ln \Lambda_{ss'}}{(m_s T_{s'} + m_{s'} T_s)^{3/2}}, \quad (209)$$

and $\ln \Lambda_{ss'}$ is the Coulomb logarithm. However, this stretches the credibility of our ordering as there is no physical reason for $\nu_{ss'}$ to be smaller than ν_{ss} in general. Only in the special case of a very light species (electrons) or a very highly charged species (large- Z_s impurities) is it reasonable to so order the temperature equilibration time. Thus, we elect to treat electrons separately but sum (194) over all other thermal species (ions), which should all have the same temperature.

9. Energy Conservation in Multiscale Gyrokinetics

In this section, we bring together the results of Sections 7 and 8 to determine how energy and entropy flow between mean and fluctuating quantities.

Firstly, in Section 9.1, we discuss energy conservation on the transport timescale. We show that the conserved quantity is the total energy of the plasma – the sum of the thermal energy of each species, the rotational energy and the magnetic energy. We also show that the fluctuations can do no net work upon the plasma, i.e., there is no net turbulent heating (in the absence of direct injection of energy into the fluctuating scales – as is, usually, the case in tokamaks).

Secondly, in Section 9.2, we derive the conservation laws that hold on the fluctuation timescale. We show that the conserved quantity is the free energy of the fluctuations. We then show that its conservation is local, i.e., neighbouring flux surfaces do not exchange free energy. We also use the steady-state version of this conservation law to interpret the absence of work done by the fluctuations (demonstrated in Section 9.1) as a precise balance between two energy flows: kinetic energy of the thermal particle motion and of the bulk plasma is converted into turbulent fluctuation energy via instabilities driven by mean-field gradients (e.g., ITG [60, 61], ETG [55], PVG [62, 63, 73]); it is then cascaded to small scales in phase space, where it is dissipated (converted back into thermal energy) by collisions.

Finally, in Section 9.3, we discuss why the gradients of the magnetic field cannot drive fluctuations on their own and note the impossibility of anomalous resistivity in our formalism.

9.1. Energy Conservation on the Transport Timescale

9.1.1. Thermal Energy. We begin by considering the evolution of the total thermal energy. In [Appendix F.1](#), we sum (194) over all species and simplify the result to obtain:

$$\begin{aligned} & \frac{3}{2} \frac{1}{V'} \frac{\partial}{\partial t} \Big|_{\psi} V' \sum_s \langle n_s \rangle_{\psi} T_s + \frac{1}{V'} \frac{\partial}{\partial \psi} V' \left[\sum_s \left(\langle q_s \rangle_{\psi} - T_s \left\langle n_s \frac{\partial \psi}{\partial t} \right\rangle_{\psi} \right) - \langle \varphi_0 \mathbf{j} \cdot \nabla \psi \rangle_{\psi} \right] \\ &= - \left\langle \pi_{\text{tot}}^{(\psi\phi)} \right\rangle_{\psi} \frac{d\omega}{d\psi} + \frac{\omega^2(\psi)}{2V'} \frac{\partial}{\partial t} \Big|_{\psi} V' J + \langle \mathbf{E} \cdot \mathbf{j} \rangle_{\psi} \\ &+ \left\langle \pi_{\text{EM}}^{(\psi\phi)} \right\rangle_{\psi} \frac{d\omega}{d\psi} + \sum_s P_s^{\text{turb}} + \sum_s \left\langle S_s^{(E)} - \frac{1}{2} m_s \omega^2(\psi) R^2 S_s^{(n)} \right\rangle_{\psi}, \end{aligned} \quad (210)$$

where J is the plasma's moment of inertia, defined in (180), $\pi_{\text{tot}}^{(\psi\phi)}$ is defined in (181), $\pi_{\text{EM}}^{(\psi\phi)}$ in (188), and P_s^{turb} in (204). Examining the terms on the right-hand side of the above equation, we identify the first and second as exchange between thermal and rotational energy, the third as the Ohmic heating associated with the mean fields, and the last term as the energy injected by the heat and particle sources. We show in [Appendix F.2](#) (and, by a different route, in Section 9.2.3) that the fourth and fifth terms on the right-hand side of (210), due to the fluctuations, cancel exactly (see (F.15)):

$$\sum_s P_s^{\text{turb}} + \left\langle \pi_{\text{EM}}^{(\psi\phi)} \right\rangle_{\psi} \frac{d\omega}{d\psi} = 0. \quad (211)$$

Thus, the heating due to turbulence arises entirely out of the turbulent contribution to $\pi_{\text{tot}}^{(\psi\phi)}$, which results in viscous heating in (210) (the first term on the right-hand side), i.e., the conversion of rotational energy into thermal energy or vice versa.

9.1.2. Rotational Energy. The last point is made manifest by considering the evolution of the rotational kinetic energy. Multiplying (179) by $\omega(\psi)$, we obtain

$$\begin{aligned} & \frac{1}{2} \frac{1}{V'} \frac{\partial}{\partial t} \Big|_{\psi} V' J \omega^2(\psi) + \frac{1}{V'} \frac{\partial}{\partial \psi} V' \omega(\psi) \left\langle \pi_{\text{tot}}^{(\psi\phi)} \right\rangle_{\psi} \\ &= \left\langle \pi_{\text{tot}}^{(\psi\phi)} \right\rangle_{\psi} \frac{d\omega}{d\psi} - \frac{\omega^2(\psi)}{2V'} \frac{\partial}{\partial t} \Big|_{\psi} V' J + \omega(\psi) \left\langle S^{(\omega)} \right\rangle_{\psi}, \end{aligned} \quad (212)$$

where we have written the left-hand side as an exact time derivative and an exact spatial derivative and collected the terms arising from this manipulation on the right-hand side so as to parallel (210). We now add (212) to (210) to find

$$\begin{aligned} & \frac{1}{V'} \frac{\partial}{\partial t} \Big|_{\psi} V' U + \frac{1}{V'} \frac{\partial}{\partial \psi} V' \langle \Gamma^{(U)} \rangle_{\psi} = \langle \mathbf{E} \cdot \mathbf{j} \rangle_{\psi} \\ &+ \sum_s \left\langle S_s^{(E)} + \omega(\psi) S^{(\omega)} - \frac{1}{2} m_s \omega^2(\psi) R^2 S_s^{(n)} \right\rangle_{\psi}, \end{aligned} \quad (213)$$

where the total kinetic energy of the plasma (thermal energy and rotational kinetic energy) is

$$U = \sum_s \frac{3}{2} \langle n_s \rangle_{\psi} T_s + \frac{1}{2} J \omega^2(\psi), \quad (214)$$

and its flux is

$$\begin{aligned}
\langle \Gamma^{(U)} \rangle_\psi &= \sum_s \left(\langle q_s \rangle_\psi - T_s \left\langle n_s \frac{\partial \psi}{\partial t} \right\rangle_\psi \right) + \omega(\psi) \langle \pi_{\text{tot}}^{(\psi\phi)} \rangle_\psi - \langle \varphi_0 \mathbf{j} \cdot \nabla \psi \rangle_\psi \\
&= \left\langle \left\{ \sum_s \left[\mathbf{Q}_s + \frac{1}{2} m_s \omega^2(\psi) R^2 n_s \mathbf{U}_s + \mathbf{u} \cdot \mathbf{n}_s \right] + \frac{c}{4\pi} \langle \delta \mathbf{E} \times \delta \mathbf{B} \rangle_{\text{turb}} \right\} \cdot \nabla \psi \right\rangle_\psi \\
&\quad + \left\langle U \frac{\partial \psi}{\partial t} \right\rangle_\psi.
\end{aligned} \tag{215}$$

The two forms of $\langle \Gamma^{(U)} \rangle_\psi$ written above are shown to be equivalent in [Appendix F.3](#). They serve two different purposes. The former is easier to evaluate for a specific practical implementation of the transport equations, while the latter is easier to interpret physically. In the second form of $\Gamma^{(U)}$, the terms are identified as: the heat flux (see footnote in Section 8.3 before (196)), the flux of rotational energy, the energy flux due to the viscous stress, the Poynting flux due to the fluctuations and a term due to the motion of flux surfaces.

9.1.3. Magnetic Energy. The evolution equation (213) for U has two sources on the right-hand side: Ohmic heating and energy injection due to heat and particle sources. Let us now express the Ohmic heating term (the first term on the right-hand side of (213)) by using Poynting's theorem for the mean fields (as Maxwell's equations are linear, Poynting's theorem holds separately for the mean and fluctuating fields):

$$\frac{\partial}{\partial t} \frac{B^2}{8\pi} + \frac{c}{4\pi} \nabla \cdot (\mathbf{E} \times \mathbf{B}) = -\mathbf{E} \cdot \mathbf{j}. \tag{216}$$

Averaging this equation over a flux surface and adding it to (213), we obtain

$$\begin{aligned}
\frac{1}{V'} \frac{\partial}{\partial t} \Big|_\psi V' \left(U + \frac{\langle B^2 \rangle_\psi}{8\pi} \right) \\
+ \frac{1}{V'} \frac{\partial}{\partial \psi} V' \left(\langle \Gamma^{(U)} \rangle_\psi - \frac{c}{4\pi} I(\psi) \langle \mathbf{E} \cdot \mathbf{B} \rangle_\psi - \left\langle \frac{B^2}{8\pi} \frac{\partial \psi}{\partial t} \right\rangle_\psi \right) \\
= \sum_s \left\langle S_s^{(E)} + \omega(\psi) S^{(\omega)} - \frac{1}{2} m_s \omega^2(\psi) R^2 S_s^{(n)} \right\rangle_\psi,
\end{aligned} \tag{217}$$

where we have used the flux-surface-average identities (39) and (45) and $\mathbf{B} \times \nabla \psi = -I(\psi) \mathbf{B} + R^2 B^2 \nabla \phi$ to rewrite the radial Poynting flux in the following way:

$$(\mathbf{E} \times \mathbf{B}) \cdot \nabla \psi = -I(\psi) \mathbf{E} \cdot \mathbf{B} + R^2 B^2 \mathbf{E} \cdot \nabla \phi = -I(\psi) \mathbf{E} \cdot \mathbf{B} - \frac{B^2}{c} \frac{\partial \psi}{\partial t}. \tag{218}$$

Equation (217) is the desired energy conservation law on the transport timescale: there are no sources save those explicitly contained in the kinetic equation.

Note that, as (216) contains no contribution from the fluctuations, turbulence cannot cause any exchange between the total kinetic energy U and the energy of the

mean magnetic field. These results, suprising at first glance, in fact follow directly from Poynting's theorem for the fluctuating fields:

$$\frac{\partial}{\partial t} \frac{\delta B^2}{8\pi} + \frac{c}{4\pi} \nabla \cdot (\delta \mathbf{E} \times \delta \mathbf{B}) = -\delta \mathbf{E} \cdot \delta \mathbf{j}, \quad (219)$$

where we have dropped the energy in the electric field as it is negligible for non-relativistic plasmas. Averaging (219) over the fluctuations gives

$$\frac{c}{4\pi} \nabla \cdot \langle \delta \mathbf{E} \times \delta \mathbf{B} \rangle_{\text{turb}} = -\langle \delta \mathbf{E} \cdot \delta \mathbf{j} \rangle_{\text{turb}}, \quad (220)$$

as the time derivative of the averaged fluctuating magnetic energy is ϵ^2 smaller than the other two terms. This clearly demonstrates that the work done on the particles by the fluctuating fields (the right-hand side) is balanced by the Poynting flux of fluctuating electromagnetic energy (the left-hand side), so the fluctuations cannot change the total kinetic energy U . The Poynting flux associated with the fluctuations appears explicitly in the second line of (215). If we wished to consider electromagnetic fluctuations driven by an external source, this would enter the energy-conservation equation not through a source term but through the fluctuating Poynting flux at the plasma boundary. We will return to the physical interpretation of this result in Section 9.3, after discussing the conservation of free energy in the next section.

9.2. Free Energy Conservation and the Turbulent Cascade

In this section, we derive the fluctuating counterpart to the energy conservation law of the previous section. The conserved (cascading) quantity for kinetic turbulence is not the energy of the fluctuations, but is in fact a combination of the entropy and the energy known as the free energy [12, 13, 14, 15]. In our notation, this quantity is

$$W(\psi) = \sum_s \left\langle \left\langle \int d^3 \mathbf{w} \frac{T_s \delta f_s^2}{2F_{0s}} \right\rangle_{\perp} \right\rangle_{\psi} + \left\langle \left\langle \frac{\delta B^2}{8\pi} \right\rangle_{\perp} \right\rangle_{\psi}, \quad (221)$$

where we have averaged over an annular region of space centered on the flux surface labelled by ψ (the composition of the flux-surface average and the perpendicular spatial average)[‡], but *not* over time. The first term in (221) is $-\sum_s T_s \Delta S_s$, where ΔS_s is the part of the mean entropy density of species s due to the fluctuations (note that this is not the same as the fluctuating part of the entropy density because ΔS_s has a nonzero average; see Section 10.1). Thus, (221) agrees with the usual thermodynamic definition of Helmholtz free energy.

[‡] For the purposes of this section, we can visualise a flux surface as having a finite width (comparable to the intermediate length scale λ introduced in Section 3.1) and so in our discussion we will drop the distinction between a flux surface and the annulus centered upon it.

In [Appendix F.4](#), we derive an evolution equation for W from the gyrokinetic equation (144):

$$\begin{aligned}
\frac{\partial}{\partial t} \Big|_{\psi} W = & \sum_s \left\langle \left\langle \int d^3 \mathbf{w} \left\langle \frac{T_s h_s}{F_{0s}} C_L[h_s] \right\rangle_{\mathbf{r}} \right\rangle_{\perp} \right\rangle_{\psi} \\
& - \sum_s \left\langle \left\langle \int d^3 \mathbf{w} \langle h_s \mathbf{V}_{\chi} \rangle_{\mathbf{r}} \right\rangle_{\perp} \cdot \nabla \psi \right\rangle_{\psi} T_s \left(\frac{d \ln N_s}{d\psi} - \frac{3}{2} \frac{d \ln T_s}{d\psi} \right) \\
& - \sum_s \left\langle \left\langle \int d^3 \mathbf{w} \varepsilon_s \langle h_s \mathbf{V}_{\chi} \rangle_{\mathbf{r}} \right\rangle_{\perp} \cdot \nabla \psi \right\rangle_{\psi} \frac{d \ln T_s}{d\psi} \\
& - \left\langle R^2 (\nabla \phi) \cdot \left[\sum_s \left\langle \int d^3 \mathbf{w} \langle \mathbf{v} h_s \mathbf{V}_{\chi} \rangle_{\mathbf{r}} \right\rangle_{\perp} - \left\langle \frac{1}{4\pi} \delta \mathbf{B} \delta \mathbf{B} + \frac{1}{c} \delta \mathbf{A} \delta \mathbf{j} \right\rangle_{\perp} \right] \cdot \nabla \psi \right\rangle_{\psi} \frac{d\omega}{d\psi}.
\end{aligned} \tag{222}$$

This is the free-energy balance on a given flux surface.

9.2.1. The Local Cascade Law. Before interpreting the sources and sinks in this equation, we would like to highlight the fact that there is no flux of free energy – the turbulent cascade of free energy is essentially local and does not couple neighbouring flux surfaces. This means that turbulence excited on a given flux surface must dissipate on that surface and, moreover, that the turbulence is excited by the local gradients and cannot originate from turbulence propagating from neighbouring flux surfaces. Succinctly: *that which is stirred up in the flux surface, stays in the flux surface* – the local (in space) cascade law of tokamak turbulence. §

9.2.2. Sources and Sinks of Free Energy. The first term on the right-hand side of (222) is the sink of free energy due to collisional dissipation (the fact that it is a sink and not a source follows from the H -Theorem for the linearised collision operator $C_L[h_s]$; see Section 10.2). The remaining source terms are the entropy generated by the turbulent fluxes transporting mean quantities along their gradients. As the fluxes

§ This conclusion is at odds with the literature on turbulence spreading – a process whereby the turbulence (characterised by the free energy W , or some other quadratic measure of the intensity of the turbulence) “spreads” out of the radial region where it is driven (e.g., by a linear instability) into a region where the fluctuations are damped. Observations from gyrokinetic simulations have been interpreted as evidence for turbulence spreading [74, 75], and theoretical models have been proposed to describe this effect [76, 77, 78]. The numerical evidence comes from global simulations, run with a finite (i.e., non-zero) value of $\epsilon = \rho_i/a$ – i.e., simulations in which the scale separation between the fluctuations and the mean profiles is not explicitly enforced. This suggests that the appearance of turbulence spreading could be due to the lack of scale separation. Indeed, the evidence presented in [75] shows that, as the simulations become more asymptotic (smaller ρ_i/a), the observed spreading decreases. The fact that there is no spreading in our formulation corroborates this interpretation – we have completely separated the spatial scales of the turbulence from those of the equilibrium and, consequently, there is no spreading. Mathematically, our equation (222) for W is the analog of (1) in [76] or (2) in [78]. Comparing (222) to these other equations, we observe that a key difference is that there are no spatial derivatives of W present in (222). This, in turn, follows from the fact that the spatial/flux-surface averaging procedure eliminated all such terms (see (F.24) and Appendix F.4.2), again demonstrating that it is scale separation that prohibits turbulence spreading.

are generally dominated by the largest turbulent scales and the collisional dissipation is most important when acting on the smallest scales (in phase space), we can interpret (222) in terms of a cascade in phase space analogous to the Kolmogorov cascade of energy in hydrodynamic turbulence [14, 15]: fluctuations are excited at large scales, then nonlinearly cascaded, whilst conserving W , to small scales, where they are destroyed by collisional dissipation.

It is important to note that only gradients in the thermodynamic and mechanical quantities (density, temperature and angular velocity) appear in the right-hand side of (222). Only gradients in those quantities represent deviations from the global thermodynamic equilibrium and can, therefore, drive fluctuations (as the presence of fluctuations implies non-zero W). Gradients in the magnetic field strength or magnetic curvature do not have this property; the relaxation of the mean magnetic field to a minimum energy state proceeds independently of the fluctuations (i.e., there is no fluctuating contribution to (216); see further discussion in Section 9.3).

9.2.3. Statistically Steady-State Turbulence. Time averaging (222), we see that a balance between free-energy injection and dissipation is set up on a timescale much shorter than the intermediate time T (introduced for the purposes of time averaging in Section 3.1). This balance can be written as

$$\sum_s P_s^{\text{drive}} - \left\langle \pi_{\text{EM}}^{(\psi\phi)} \right\rangle_\psi \frac{d\omega}{d\psi} = \sum_s P_s^{\text{diss}}, \quad (223)$$

where P_s^{drive} and P_s^{diss} are defined by (206) and (205), respectively, and $\pi_{\text{EM}}^{(\psi\phi)}$ by (188). This is another derivation of (211). This clearly demonstrates that the steady-state turbulence extracts all its energy from the equilibrium, but it also returns exactly the same amount of energy via collisions. This explains how the fluctuations can be continuously driven and dissipated without changing the total kinetic energy U . Turbulence can, however, move energy between various constituent parts of U , notably energy extracted from one species does not have to be returned to that species, and so fluctuations can redistribute energy between species (subject to the caveats about temperature equilibration at the end of Section 8.3). This can lead to systematic dependences of equilibrium temperatures on the nature of the species, e.g., in the case of effective heating of heavy minority ions [79].

Similarly, turbulence can convert rotational energy into thermal energy (or even vice versa, e.g., if there is an angular momentum pinch or intrinsic rotation [80, 81, 82, 83, 84]).

Equation (222) implies that in order to sustain a non-zero steady-state flux of particles, heat or angular momentum, collisional dissipation is required. This is the reason, alluded to in Section 3.5, why it was crucial to retain $C_L[\delta f_s]$ at the same order as $\partial\delta f_s/\partial t$. Similarly, this is why all simulations of the gyrokinetic equation (144) have to include some dissipation in order to reach a steady state [12, 85, 86].

9.3. The Special Status of the Mean Magnetic Field

At several points in the above discussion, we have noted that the mean magnetic field behaves very differently from the other mean fields. In this section, we collect these individual points together to further elucidate the special role that the mean magnetic field plays in multiscale gyrokinetics.

The mean magnetic field is determined from the Grad-Shafranov equation (136) and the evolution equation for the safety factor $q(\psi)$ (143) (see the detailed discussion in Section 7.3). These equations contain no direct contribution from the fluctuations. In this sense they are very different from the transport equations determining the mean density, velocity, and temperature profiles. This separation is also reflected in the energetics of the magnetic field. The fluctuations cannot directly convert magnetic energy into thermal energy (note the absence of any fluctuation-dependent term in (216)). Correspondingly, the magnetic field is not a source of turbulent free energy (there are no source terms in (222) arising from gradients in \mathbf{B}), i.e., energy cannot be borrowed from the magnetic field to fuel fluctuations in the same way that it can be from the thermal or kinetic energy of the plasma.

Ultimately, these results imply that there is no turbulent contribution to the diffusion of mean magnetic flux. The fluctuations considered here cannot reconnect the mean magnetic field, i.e., they can change the topology of the total magnetic field $\tilde{\mathbf{B}} = \mathbf{B} + \delta\mathbf{B}$ but *only* on small spatial and temporal scales, while the topology of \mathbf{B} is preserved – indeed this is true automatically as we assumed axisymmetry of the equilibrium (see Section 3.3). Equivalently, we can say that there is no anomalous resistivity due to gyrokinetic turbulence (i.e., the evolution of $q(\psi)$, given by (143), cannot be sped up by turbulence).

10. Entropy Flows and the Thermodynamics of Multiscale Gyrokinetics

In the preceeding section, we have established the nature of the energy flows, both between the equilibrium fields and the fluctuations, and between neighbouring flux surfaces. In this section, we discuss these results in explicitly thermodynamic language.

In Section 10.1, we derive an evolution equation for the mean entropy and show that this is not only consistent with the above results but also provides further evidence that flux surfaces interact only through particle, momentum and heat fluxes (as opposed to turbulence spreading). In Section 10.2, we relate the evolution of the mean entropy to notions of dissipation and equilibration through Boltzmann’s H -Theorem. In Section 10.3, we relate the sources of mean entropy to sinks of free energy discussed previously. We discover that dissipation increases mean entropy via three routes: collisional and turbulent temperature equilibration, Ohmic heating due to the induced electric field, and fluxes that strive to flatten gradients in the thermodynamic quantities n_s , T_s and $\omega(\psi)$. We also discuss the effects that can occur in systems where two or more equilibration mechanisms compete.

10.1. Entropy Balance

The (Boltzmann) entropy density of species s is given by

$$\tilde{H}_s = - \int d^3\mathbf{w} f_s \ln \left(\frac{8\pi^3 \hbar^3 f_s}{m_s^3} \right), \quad \tilde{H} = \sum_s \tilde{H}_s, \quad (224)$$

where \hbar is Planck's constant (for an explanation of this surprise appearance of \hbar in a classical formula see §7 of [71]). To lowest order in ϵ , $f_s = F_{0s}$ and so the mean entropy density of the plasma is

$$H = \langle \tilde{H} \rangle_{\text{turb}} = - \sum_s n_s \left[\ln \left(\frac{n_s}{n_{Qs}} \right) - \frac{3}{2} \right] + O(\epsilon H), \quad (225)$$

where $n_{Qs} = (m_s T_s / 2\pi \hbar^2)^{3/2}$ is the quantum density of states for the ideal gas of species s . This is just the standard result for a mixture of ideal gases in local thermodynamic equilibrium [71], as expected. We are in local thermodynamic equilibrium: f_s is Maxwellian to lowest order (the equilibrium is local, not global, as n_s and T_s are functions of space). Because we are considering a given flux surface, the presence of the rigid rotation $\omega(\psi)$ does not contribute to the entropy density at this surface. Expanding $f_s = F_s + \delta f_s$, we find an expression for the mean entropy density that retains terms up to order ϵ^2 :

$$H = - \sum_s \int d^3\mathbf{w} F_s \ln \left(\frac{8\pi^3 \hbar^3 F_s}{m_s^3} \right) - \sum_s \left\langle \int d^3\mathbf{w} \frac{\delta f_s^2}{2F_s} \right\rangle_{\text{turb}} + O(\epsilon^3 H), \quad (226)$$

where the first term is the entropy of the mean distribution F_s and the second term is the contribution from the fluctuations, ΔS_s , which was introduced in the discussion of free-energy conservation (see (221); in (226), ΔS_s is also time-averaged).

We now derive an evolution equation for H . Multiplying the kinetic equation (1) by $-[1 + \ln(8\pi^3 \hbar^3 f_s / m_s^3)]$, integrating over all velocities, summing over species, averaging over the fluctuations and over a flux surface, we obtain

$$\frac{1}{V'} \frac{\partial}{\partial t} \Big|_{\psi} V' \langle H \rangle_{\psi} + \frac{1}{V'} \frac{\partial}{\partial \psi} V' \langle \Gamma^{(H)} \rangle_{\psi} = \langle C^{(H)} \rangle_{\psi} + \langle S^{(H)} \rangle_{\psi}, \quad (227)$$

where we have used (45) to simplify the time derivative, (39) for the flux-surface average of a divergence, and defined the radial entropy flux

$$\Gamma^{(H)} = - \sum_s \left\langle \int d^3\mathbf{w} \mathbf{v} f_s \ln \left(\frac{8\pi^3 \hbar^3 f_s}{m_s^3} \right) \right\rangle_{\text{turb}} \cdot \nabla \psi + H \frac{\partial \psi}{\partial t}, \quad (228)$$

the collisional entropy production

$$C^{(H)} = - \sum_s \left\langle \int d^3\mathbf{w} \ln \left(\frac{8\pi^3 \hbar^3 f_s}{m_s^3} \right) C[f_s] \right\rangle_{\text{turb}}, \quad (229)$$

and the explicit entropy source

$$\begin{aligned} S^{(H)} &= - \sum_s \left\langle \int d^3\mathbf{w} \left[1 + \ln \left(\frac{8\pi^3 \hbar^3 f_s}{m_s^3} \right) \right] S_s \right\rangle_{\text{turb}} \\ &= - \sum_s \left[\ln \left(\frac{n_s}{n_{Qs}} \right) S_s^{(n)} - \frac{3}{2} \frac{S_s^{(E)}}{T_s} \right]. \end{aligned} \quad (230)$$

In [Appendix F.5](#), we show that the entropy flux (228) can be written in terms of the particle and heat fluxes through a flux surface as follows

$$\langle \Gamma^{(H)} \rangle_\psi = - \sum_s \left[\left(1 + \frac{\Upsilon_s}{T_s} \right) \langle \Gamma_s \rangle_\psi + \frac{\langle q_s \rangle_\psi}{T_s} \right], \quad (231)$$

where we have introduced the chemical potential of an ideal gas of particles of species s :

$$\Upsilon_s(\psi) = T_s \ln \left(\frac{n_s}{n_{Qs}} \right) + Z_s e \varphi_0 - \frac{1}{2} m_s \omega^2(\psi) R^2 = T_s \ln \left(\frac{N_s}{n_{Qs}} \right), \quad (232)$$

(we used (96) to obtain the last equality; note that the last two terms of the first equality are the potential energy per particle). Equation (231) is analogous to the same result for a mixture of ideal gases [87, 88]. We have already seen, in Section 8, that each annulus interacts with neighbouring annuli via the particle, momentum, and heat fluxes. The expression (231) for the entropy flux shows that the annuli exchange entropy only through the particle and heat fluxes (but not momentum, as we should expect, given that the mean entropy density does not depend upon $\omega(\psi)$).

By expanding f_s in terms of F_s and δf_s , we can write the mean (collisional) entropy production term as

$$\begin{aligned} \langle C^{(H)} \rangle_\psi = & - \sum_s \int d^3 \mathbf{w} \left\langle \ln \left(\frac{8\pi^3 \hbar^3 F_s}{m_s^3} \right) C[F_s] \right\rangle_\psi \\ & - \sum_s \int d^3 \mathbf{w} \left\langle \left\langle \frac{h_s}{F_{0s}} C_L[h_s] \right\rangle_{\text{turb}} \right\rangle_\psi + \mathcal{O}(\epsilon^4 \Omega_s H), \end{aligned} \quad (233)$$

where we have used (104) for δf_s . In this expression, we can clearly identify the separate contributions from collisional dissipation of F_s and collisional dissipation of δf_s . It is important to note that the second term in (233) is minus the time average of the first term on the right hand side of (222) – the rate of entropy production due to the fluctuations is precisely the rate at which free energy is dissipated.

We determined in Section 9 that the energy budget for the fluctuations consists of borrowing some energy from the mean thermal or bulk kinetic energy, cascading it to small scales, and then returning it. We also showed that in this process no net work was done on the plasma. We seem to have arrived at a contradictory result: we know that, in the absence of viscous heating, there is no local heating, but (233) shows that we have a monotonically increasing entropy (the right-hand side of (233) is positive-definite if we are away from thermodynamic equilibrium). This apparent contradiction is resolved in the next two sections, where we consider the precise nature of the thermodynamic equilibration of our system.

10.2. Boltzmann's H -Theorem and Global Equilibrium

Boltzmann's H -Theorem [89] states that for a homogenous dilute gas of hard spheres, the entropy \tilde{H}_s , as defined by (224), is non-decreasing and the only steady-state distribution is a Maxwellian. Let us examine the corresponding theorem for the plasmas under

consideration here. The general form of the H -Theorem for a dilute plasma is: if $f_s(\mathbf{r}, \mathbf{v})$ is the distribution function for species s , then [47]

$$\sum_s \int d^3\mathbf{v} \ln f_s C[f_s] \leq 0, \quad (234)$$

with equality achieved if and only if for each species f_s is a Maxwellian distribution and all their temperatures and mean velocities are equal. We have already called upon this result in Section 6.1 to prove that F_{0s} is Maxwellian. We now examine its implications for the thermodynamics of the plasma.

First of all, we see that $C^{(H)} \geq 0$, i.e., collisions generate entropy. Moreover, the two terms in the expression (233) for $C^{(H)}$ are separately non-negative. Thus, the relaxation of the equilibrium F_s and the dissipation of the turbulent free energy are separate net sources of entropy.

It is instructive to discuss the equilibrium towards which these relaxation process are driving the system. In the absence of sources or fluxes of entropy connecting the plasma to the outside world, the system is in a global equilibrium if $C^{(H)}$ vanishes when integrated over the plasma volume. However, as $\langle C^{(H)} \rangle_\psi$ is positive definite on each flux surface, for its volume integral to vanish, it must vanish locally on each surface. From the H -Theorem, we know that this is the case only if f_s is a Maxwellian up to possible errors of $O(\epsilon^2 f_s)$ (these smaller deviations from a Maxwellian generate an evolution of the entropy on timescales longer than τ_E and so are negligible). By applying the H -theorem to the first term of (233), we see that F_s must be Maxwellian for $C^{(H)}$ to vanish. From the explicit expression (C.7) for F_s (Appendix C), we conclude that for F_s to be Maxwellian, all the gradients in F_{0s} (i.e., those of n_s , T_s and ω) must vanish and the neoclassical distribution function $F_s^{(\text{nc})}$ must also be Maxwellian (in the absence of gradients in F_{0s} , (119), which determines $F_s^{(\text{nc})}$, admits purely Maxwellian solutions).^{||} Thus, collisions, which drove the distribution on each flux surface to be Maxwellian on shorter timescales, now strive to smooth out the gradients between the flux surfaces.

The H -theorem has determined the form of the background distribution function, the direction of the free-energy cascade *from* injection scales *to* collisional scales in phase space, and it has determined the ultimate equilibrium to which the system wishes, in some sense, to arrive at. There remains but one issue to clarify: how the relaxation towards this global equilibrium is achieved.

10.3. Approach to Equilibrium and Multichannel Transport.

The precise nature of the relaxation process is hidden inside the entropy production terms in (233). In Appendix F.6, we show that the collisional dissipation in (233) can be expressed entirely in terms of fluxes through a flux surface and local relaxation

^{||} Even though we do not have an evolution equation for it, $F_s^{(\text{nc})}$ evolves in time due to the time evolution of the right-hand side of (119) and the time evolution of the collision frequency.

terms[‡] [1, 2]:

$$\begin{aligned} \langle C^{(H)} \rangle_\psi &= \sum_s \frac{1}{T_s} \left(\langle C_s^{(E)} \rangle_\psi + P_s^{\text{turb}} + P_s^{\text{Ohm}} \right) \\ &\quad - \sum_s \left\{ \langle \Gamma_s \rangle_\psi \frac{d}{d\psi} \frac{\Upsilon_s}{T_s} + \frac{\langle q_s \rangle_\psi}{T_s} \frac{d \ln T_s}{d\psi} + \frac{1}{T_s} \left[\langle \pi_s^{(\psi\phi)} \rangle_\psi + m_s \omega(\psi) \langle R^2 \Gamma_s \rangle_\psi \right] \frac{d\omega}{d\psi} \right\}, \end{aligned} \quad (235)$$

where $C_s^{(E)}$ is defined in (192), P_s^{turb} in (204), P_s^{Ohm} in (198), $\langle \Gamma_s \rangle_\psi$ in (170), Υ_s in (232), $\langle q_s \rangle_\psi$ in (196), $\langle \pi_s^{(\psi\phi)} \rangle_\psi$ in (184), and $\langle R^2 \Gamma_s \rangle_\psi$ in (187). Note that

$$\frac{d}{d\psi} \frac{\Upsilon_s}{T_s} = \frac{d \ln N_s}{d\psi} - \frac{3}{2} \frac{d \ln T_s}{d\psi}. \quad (236)$$

We now interpret (235), term by term.

The first term is just the collisional equilibration of mean temperatures; it vanishes if all temperatures are equal.

The second term contains two effects. Firstly, if all temperatures are equal ($T_s = T$), then we can use (211) to write this term as a viscous heating term due to $\langle \pi_{\text{EM}}^{(\psi\phi)} \rangle_\psi$ and combine it with the last term in (235) to form the total viscous heating $-(1/T) \langle \pi_{\text{tot}}^{(\psi\phi)} \rangle_\psi d\omega/d\psi$. Secondly, if there is no rotation ($\omega = 0$) then we find that, from (211), $\sum_s P_s^{\text{turb}} = 0$. Therefore, in the absence of rotation, this term represents a change in entropy not due to net heating but due to the *differential* heating of different species by the turbulence. Hence, in the absence of rotation, this term is a source of entropy if it equilibrates temperatures but a sink of entropy if it drives them apart. That this term can generate entropy without net heating is part of the resolution of the apparent contradiction noted at the end of Section 10.1.

The third term in (235) is the Ohmic heating due to the induced parallel electric field.

The remaining terms in (235) (the second sum) can be interpreted as fluxes multiplying their corresponding gradients.

The first term contains the particle flux and the gradient of the local chemical potential. The appearance of the chemical potential is natural as we can consider the flux surface to be a thermodynamic system that can gain or lose particles.

The second term is just the heat flux (in the extended definition adopted in Section 8.3.1) multiplying the temperature gradient.

Finally, the term multiplying the angular velocity gradient is not precisely the momentum flux as the electromagnetic momentum flux $\pi_{\text{EM}}^{(\psi\phi)}$ is hidden within P_s^{turb} as discussed above. This ambiguity arises because, if the temperatures are unequal, it is impossible to separate uniquely the temperature equilibration due to turbulence driven

[‡] We note that this is a somewhat arbitrary distinction. For example, the viscous heating (the last term in (235)) can be considered as a flux-gradient term for the flux of angular momentum, or a local heating term.

by angular velocity shear and viscous heating due to the angular momentum flux driven by the turbulence.

Individually, these flux-gradient terms are positive for any flux that acts to flatten the corresponding gradient, and negative if the flux steepens the gradient.[‡] The presence of turbulent contributions to the fluxes in these terms is the second part of the resolution of the apparent contradiction that was raised at the end of Section 10.1 – the fluctuations can increase entropy without heating the plasma by flattening gradients. From (234), we know that $C^{(H)}$ is positive. However, it is clearly possible to have some negative terms in (235) without violating this constraint – up-gradient fluxes of particles, heat, or momentum are examples of just such negative terms. It is the multi-channel nature of the transport that allows such phenomena: offsetting a pinch in one channel against a larger outward flux in another to observe a net increase in entropy.

Stating that the transport is multi-channel simply means that gradients in any one thermodynamic quantity (n_s , T_s , or ω) can drive fluxes of any other quantity. For example, trapped-electron-mode turbulence can be driven predominantly by the electron density gradient but produces both a particle flux and an electron heat flux [90]. Combining this multi-channel property and the fact that the terms due to the fluctuations in (235) can have differing signs and are only constrained to be positive upon summation can result in surprising effects – such as the spontaneous steepening of a gradient in ω merely from temperature-gradient driven turbulence [81, 83].

Finally, we note that, as expected from the discussions in Section 9.3, gradients of the mean magnetic field do not appear as sources of entropy.

11. Multiscale Gyrokinetics at Low Mach Number

In Sections 4–8, a multiscale hierarchy of equations is derived from the Fokker-Planck kinetic equation by a systematic expansion in $\epsilon = \rho/a$. The full generality of these equations is, in fact, unnecessary for a large class of plasma conditions, namely those where the Mach number $M = R\omega(\psi)/v_{\text{th}_s}$ of the toroidal rotation is low, i.e., $M \ll 1$. In this section, we investigate the low-Mach-number limit: formulating the expansion in $M \ll 1$ precisely in Section 11.1 before presenting the results of this expansion in Sections 11.2–11.6. It is not necessary to read the detailed derivations in Sections 4–9 and their attendant appendices to use the results presented this section; however familiarity with the notation of Sections 2 and 3 will be assumed. Because of the considerable simplifications that the low-Mach-number expansion brings, the exposition

[‡] Take, for example, the first term in the sum, which is the entropy production arising from the particle flux $\langle \Gamma_s \rangle_\psi$ and the density gradient $d \ln N_s / d\psi$; assume all other gradients are zero. If ψ increases away from the magnetic axis, $\langle \Gamma_s \rangle_\psi$ will be positive for a flux of particles that is going away from the magnetic axis and $d \ln N_s / d\psi$ will be negative for a density profile that is peaked on-axis. Thus, their contribution to the entropy production $-\sum_s \langle \Gamma_s \rangle_\psi (d \ln N_s / d\psi)$ will be positive for a flux that relaxes the gradient, and negative for one that steepens it. This is independent of the definition of ψ as it enters in both terms and the effect of flipping the sign of ψ cancels between the two.

in this section can be read as an easier-to-grasp summary of the basic structure of multiscale gyrokinetics.

11.1. The Low-Mach-Number Ordering

There are two distinct low-Mach-number regimes. In the extreme limit of $M \sim \epsilon$, all dependence on the angular velocity ω drops out of the equations for both the mean and fluctuating fields, and (179) is no longer sufficient to calculate angular momentum transport. This is the “low-flow regime” discussed in detail in [91, 26]. In this paper, we deal instead with the intermediate limit where $\epsilon \ll M \ll 1$. This is the expected parameter regime for many current and future fusion experiments (see Table 1 in Section 1 ‡).

There are two physical effects of plasma rotation that survive in this limit. They are, firstly, the suppression of small-scale turbulence by the perpendicular flow shear [65, 66] § (the $\mathbf{u} \cdot \partial h_s / \partial \mathbf{R}_s$ term in (144)) and, secondly, the instability drive due to the parallel flow shear that can itself excite turbulence [62, 63, 73] (the $d\omega/d\psi$ term on the right-hand-side of (144)). We retain the first of these terms by ordering the fluctuating frequency in the plasma frame

$$\left(\frac{\partial}{\partial t} + \mathbf{u} \cdot \nabla \right) \sim \frac{v_{\text{ths}}}{a} \quad (237)$$

independently of the Mach number. The shear in the flow is hidden within the spatial dependence of the velocity. To make the presence of perpendicular flow shear more transparent, we assume that the domain of interest is shorter than the length scale of the flow and then expand the velocity around its value \mathbf{u}_0 at the centre of the domain \mathbf{R}_{s0} :

$$\begin{aligned} \left(\frac{\partial}{\partial t} + \mathbf{u}(\mathbf{R}_s) \cdot \frac{\partial}{\partial \mathbf{R}_s} \right) h_s = \\ \left(\frac{\partial}{\partial t} + \mathbf{u}_0 \cdot \frac{\partial}{\partial \mathbf{R}_s} \right) h_s + (\mathbf{R}_s - \mathbf{R}_{s0}) \cdot [\nabla \mathbf{u}(\mathbf{R}_{s0})] \cdot \frac{\partial h_s}{\partial \mathbf{R}_s} + \dots \end{aligned} \quad (238)$$

The second term on the right-hand side of this expression is now explicitly the action of the perpendicular flow shear upon the distribution function h_s . To retain only the part of this term due to shear in ω , we formally order the gradients of $\omega(\psi)$ to be sharp: $a \nabla \ln \omega(\psi) \sim M^{-1}$ so that $d\omega/d\psi$ is zeroth-order in M . For conciseness, we will continue

‡ Strictly speaking, the evidence in Table 1 only shows that M is numerically larger than ϵ and smaller than 1. However, as the rotation we are considering is *driven* rotation, it seems plausible to assume that M does not scale with ϵ . This is in contrast to the phenomenon of *intrinsic* rotation – the spontaneous spin up of the plasma to mean velocities of a diamagnetic level [92], i.e., first-order in ϵ . Such rotation is in the “low-flow” regime which we do not consider here (interested readers should consult [93, 94].)

§ The physics of the suppression of turbulence by sheared flows was originally discussed in these papers in the context of poloidal flows. The crucial fact is not that the flow shear is poloidal, but that it is perpendicular to the magnetic field. Thus, the same physical mechanisms (shearing apart of eddies, tilting of eddies due to the flow shear) apply here, despite the fact that the perpendicular shear comes from a purely toroidal flow.

to write the advection term unexpanded as $\mathbf{u}(\mathbf{R}_s) \cdot \partial/\partial\mathbf{R}_s$, but the reader should keep in mind the idea of solving these equations in a small domain and Taylor-expanding the mean velocity field.

This ordering for the gradients of ω is also precisely the ordering required to retain the parallel-velocity-gradient drive term on the right-hand side of the gyrokinetic equation. We also order the timescale of variation of $\omega(\psi, t)$ as $M\tau_E$ rather than τ_E , in order to retain the transport-time variation of the velocity. With these orderings, we will be able to keep the two effects we wish to examine and neglect all other effects of rapid toroidal rotation, e.g., Coriolis and centrifugal forces. In the following sections, we will apply this low-Mach-number expansion to the multiscale hierarchy derived in the preceding sections and present the ensuing equations to leading order in M .

11.2. Mean Fields

First we derive the equations for the mean distribution function F_s and the mean fields \mathbf{E} and \mathbf{B} .

In the low-Mach-number limit, the mean distribution function is given by (see Section 11.3 for details)

$$F_s = F_{0s}(\psi(\mathbf{R}_s), \varepsilon_s) + \hat{F}_{1s}(\mathbf{R}_s, \varepsilon_s, \mu_s, \sigma) + \frac{I(\psi)w_{\parallel}}{\Omega_s} \frac{\partial F_{0s}}{\partial \psi} + \mathcal{O}(\epsilon M f_s), \quad (239)$$

$$F_{0s} = n_s(\psi(\mathbf{R}_s)) \left[\frac{m_s}{2\pi T_s(\psi(\mathbf{R}_s))} \right]^{3/2} e^{-\varepsilon_s/T_s(\psi(\mathbf{R}_s))}, \quad (240)$$

where n_s and T_s are the density and temperature of species s , the energy variable is now given by (cf. (70))

$$\varepsilon_s = \frac{1}{2} m_s w^2 + \mathcal{O}(M^2 T_s), \quad (241)$$

and \mathbf{R}_s and μ_s are still given by (64) and (66), respectively. The distinction between the particle velocity \mathbf{v} and the peculiar velocity $\mathbf{w} = \mathbf{v} - \mathbf{u}$ can now be dropped, and so we use \mathbf{w} as the particle velocity throughout this section. The neoclassical part of the mean distribution function, \hat{F}_{1s} , is found from (118) and (120)–(122), as before.

The mean electric field is

$$\mathbf{E} = -\nabla\Phi(\psi) + \mathcal{O}\left(\epsilon M^2 \frac{v_{\text{th}_s}}{c} B\right), \quad (242)$$

where Φ is related to the angular velocity $\omega(\psi)$ through (61). The mean magnetic field is given by the two functions $\psi(R, z)$ and $I(\psi)$ via (31). In the low-Mach-number limit, (136) becomes the usual Grad-Shafranov equation:

$$\Delta^* \psi = -4\pi R^2 \sum_s \frac{dp_s}{d\psi} - I(\psi) \frac{dI}{d\psi}, \quad (243)$$

where $p_s = n_s T_s$ is the pressure of species s , which is now a flux function (see Section 11.3). The second component of the magnetic field, $I(\psi)$, is determined by the same method as in the high-flow regime – this is detailed in Section 7.3.

11.3. Vanishing of Centrifugal Effects

As an example of how these results have been obtained, let us prove explicitly that φ_0 and the poloidal variation of the density (see Section 6.3) vanish in the low-Mach-number limit. First, we expand the lowest-order quasineutrality condition (97) in powers of M to find

$$\sum_s Z_s N_s(\psi) \exp \left[-\frac{Z_s e \varphi_0}{T_s(\psi)} \right] = O(M^2 n_s). \quad (244)$$

Since the only spatial dependence in (244) is via ψ , we know that the solution (for φ_0 , given N_s) will be of the form $\varphi_0 = \varphi_0(\psi) + O(T_s M^2 / Z_s e)$. However, we have defined φ_0 so that it has no flux-surface average (see (58) and (59)). Thus, φ_0 must vanish to lowest order in M^2 . Therefore, from (96), we find $n_s = N_s(\psi) + O(M^2 n_s)$. Thus, n_s is a flux function to the required order in M and we can drop the distinction between N_s and n_s . The quasineutrality constraint (244) then reduces to

$$\sum_s Z_s n_s(\psi) = 0. \quad (245)$$

11.4. Fluctuations

In the low-Mach-number limit, the fluctuating distribution function is (cf. (104))

$$\delta f_s = -\frac{Z_s e}{T_s} \delta \varphi(\mathbf{r}) F_{0s} + h_s(\mathbf{R}_s, \varepsilon_s, \mu_s, \sigma) + O(\epsilon M f), \quad (246)$$

where $\delta \varphi$ is the fluctuating electrostatic potential, which determines the fluctuating electric field to the required order:

$$\delta \mathbf{E} = -\nabla \delta \varphi + O\left(\frac{v_{\text{th}_s}}{c} \epsilon M B\right). \quad (247)$$

The gyrokinetic distribution function h_s is given by the low-Mach-number gyrokinetic equation, which is the same as (144) but with centrifugal and Coriolis effects neglected:

$$\begin{aligned} & \left[\frac{\partial}{\partial t} + \mathbf{u}(\mathbf{R}_s) \cdot \frac{\partial}{\partial \mathbf{R}_s} \right] h_s + (w_{\parallel} \mathbf{b} + \mathbf{V}_{Ds} + \langle \mathbf{V}_{\chi} \rangle_{\mathbf{R}}) \cdot \frac{\partial h_s}{\partial \mathbf{R}_s} - \langle C_L[h_s] \rangle_{\mathbf{R}} \\ &= \frac{Z_s e F_{0s}}{T_s} \left[\frac{\partial}{\partial t} + \mathbf{u}(\mathbf{R}_s) \cdot \frac{\partial}{\partial \mathbf{R}_s} \right] \langle \chi \rangle_{\mathbf{R}} - \left[\frac{\partial F_{0s}}{\partial \psi} + \frac{m_s I(\psi) w_{\parallel} F_{0s}}{T_s B} \frac{d\omega}{d\psi} \right] \langle \mathbf{V}_{\chi} \rangle_{\mathbf{R}} \cdot \nabla \psi, \end{aligned} \quad (248)$$

where the guiding-centre drift velocity is now (cf. (111))

$$\mathbf{V}_{Ds} = \frac{\mathbf{b}}{\Omega_s} \times \left(w_{\parallel}^2 \mathbf{b} \cdot \nabla \mathbf{b} + \frac{1}{2} w_{\perp}^2 \nabla \ln B \right) + O(\epsilon M v_{\text{th}_s}). \quad (249)$$

The definition of χ is now

$$\chi = \delta \varphi - \frac{1}{c} \mathbf{w} \cdot \delta \mathbf{A}, \quad (250)$$

because $\delta \varphi' \approx \delta \varphi$ in the low-Mach-number limit. The definitions (110) of \mathbf{V}_{χ} and (72) of the gyroaverage remain unchanged.

The equation for h_s is closed through constitutive relations for the fluctuating fields. The fluctuating potential $\delta\varphi$ obeys the quasineutrality condition (cf. (146)):

$$\sum_s \frac{Z_s^2 e^2 n_s \delta\varphi}{T_s} = \sum_s Z_s e \int d^3\mathbf{w} \langle h_s \rangle_{\mathbf{r}} \quad (251)$$

and the fluctuating magnetic field is $\delta\mathbf{B} = \delta B_{\parallel} \mathbf{b} + \mathbf{b} \times \nabla \delta A_{\parallel}$, with δA_{\parallel} and δB_{\parallel} determined from the parallel (149) and perpendicular (153) components of Ampère's law (153), respectively.

11.5. Transport

The long-time evolution of the densities n_s and temperatures T_s are given by the low-Mach-number limits of the transport equations (166), (179), and (194) of Section 8:^{||}

$$\frac{1}{V'} \frac{\partial}{\partial t} \bigg|_{\psi} V' n_s + \frac{1}{V'} \frac{\partial}{\partial \psi} V' \langle \Gamma_s \rangle_{\psi} = \langle S_s^{(n)} \rangle_{\psi}, \quad (252)$$

$$\frac{1}{V'} \frac{\partial}{\partial t} \bigg|_{\psi} V' J\omega + \frac{1}{V'} \frac{\partial}{\partial \psi} V' \langle \pi_{\text{tot}}^{(\psi\phi)} \rangle_{\psi} = \langle S^{(\omega)} \rangle_{\psi}, \quad (253)$$

$$\begin{aligned} \frac{3}{2} \frac{1}{V'} \frac{\partial}{\partial t} \bigg|_{\psi} V' p_s + \frac{1}{V'} \frac{\partial}{\partial \psi} V' \langle q_s \rangle_{\psi} = \\ P_s^{\text{visc}} + P_s^{\text{Ohm}} + P_s^{\text{comp}} + P_s^{\text{turb}} + \langle C_s^{(E)} \rangle_{\psi} + \langle S_s^{(E)} \rangle_{\psi}. \end{aligned} \quad (254)$$

The expressions (170) for the particle flux $\langle \Gamma_s \rangle_{\psi}$, (164) for the particle source $S_s^{(n)}$, (180) for the moment of inertia J , and (193) for the energy source $S_s^{(E)}$ are all unchanged in the low-Mach-number limit. The momentum flux (183), source (175), and the heat flux (196) lose some terms that are higher-order in M :

$$\langle \pi_{\text{tot}}^{(\psi\phi)} \rangle_{\psi} = \sum_s \langle \pi_s^{(\psi\phi)} \rangle_{\psi} + \langle \pi_{\text{EM}}^{(\psi\phi)} \rangle_{\psi}, \quad (255)$$

where $\langle \pi_s^{(\psi\phi)} \rangle_{\psi}$ and $\pi_{\text{EM}}^{(\psi\phi)}$ are given by (184) and (188), respectively,

$$S^{(\omega)} = \sum_s \int d^3\mathbf{w} m_s (\mathbf{w} \cdot \nabla \phi) R^2 S_s, \quad (256)$$

$$\begin{aligned} \langle q_s \rangle_{\psi} = \left\langle \int d^3\mathbf{w} \varepsilon_s \left(\frac{\mathbf{w} \times \mathbf{b}}{\Omega_s} \cdot \nabla \psi \right) C[F_{0s}] \right\rangle_{\psi} + \left\langle \int d^3\mathbf{w} \varepsilon_s F_s^{(\text{nc})} \mathbf{V}_{Ds} \cdot \nabla \psi \right\rangle_{\psi} \\ - \frac{5}{2} p_s(\psi) I(\psi) \frac{\langle \mathbf{E} \cdot \mathbf{B} \rangle_{\psi}}{\langle B^2 \rangle_{\psi}} + \left\langle \left\langle \int d^3\mathbf{w} \varepsilon_s \langle h_s \mathbf{V}_{\chi} \rangle_{\mathbf{r}} \cdot \nabla \psi \right\rangle_{\text{turb}} \right\rangle_{\psi}. \end{aligned} \quad (257)$$

The Ohmic heating P_s^{Ohm} is given by (198), the compressional heating P_s^{comp} by (200); they are unchanged in the low-Mach-number limit. The other two heating terms, viz., viscous (197) and turbulent (204), are simplified:

$$P_s^{\text{visc}} = - \langle \pi_s^{(\psi\phi)} \rangle_{\psi} \frac{d\omega}{d\psi}, \quad (258)$$

^{||} With the transport-time variation of $\omega(\psi)$ ordered as M^{-1} as discussed in Section 11.1, all terms in (179) are the same order.

$$\begin{aligned}
P_s^{\text{turb}} &= Z_s e \left\langle \left\langle \int d^3 \mathbf{w} \left\langle h_s \left(\frac{\partial}{\partial t} + \mathbf{u} \cdot \nabla \right) \chi \right\rangle_{\mathbf{r}} \right\rangle_{\text{turb}} \right\rangle_{\psi} \\
&= P_s^{\text{diss}} - P_s^{\text{drive}},
\end{aligned} \tag{259}$$

where $\langle \pi_s^{(\psi\phi)} \rangle_{\psi}$ is given by (184) and P_s^{diss} and P_s^{drive} are given by (205) and (206), respectively.

The system of equations (252)–(259) with the solutions for the neoclassical (Section 11.2) and fluctuating (Section 11.4) distribution functions and the mean magnetic field (Section 11.2) is a closed system for coupled turbulence and transport in the low-Mach-number limit.

11.6. Energy and Entropy

In the low-Mach-number limit, we are able to neglect the rotational energy compared to the thermal energy of the system (despite the viscous heating appearing in the temperature evolution equation (254) – because we allow the turbulence to generate a large momentum flux from the sharp gradients in $\omega(\psi)$). Thus, the energy conservation law (217) reads

$$\begin{aligned}
\frac{1}{V'} \frac{\partial}{\partial t} \Big|_{\psi} V' \left(\sum_s \frac{3}{2} n_s T_s + \frac{\langle B^2 \rangle_{\psi}}{8\pi} \right) \\
+ \frac{1}{V'} \frac{\partial}{\partial \psi} V' \left(\langle \Gamma^{(U)} \rangle_{\psi} - \frac{c}{4\pi} I(\psi) \langle \mathbf{E} \cdot \mathbf{B} \rangle_{\psi} + \left\langle \frac{3B^2}{8\pi} \frac{\partial \psi}{\partial t} \right\rangle_{\psi} \right) = \sum_s \langle S_s^{(E)} \rangle_{\psi},
\end{aligned} \tag{260}$$

where the flux of kinetic energy (in the low-Mach-number limit, this is purely thermal energy), previously given by (215), is

$$\begin{aligned}
\langle \Gamma^{(U)} \rangle_{\psi} &= \sum_s \langle q_s \rangle_{\psi} = \left\langle \left(\sum_s \mathbf{Q}_s + \frac{c}{4\pi} \langle \delta \mathbf{E} \times \delta \mathbf{B} \rangle_{\text{turb}} \right) \cdot \nabla \psi \right\rangle_{\psi} \\
&\quad + \sum_s \frac{3}{2} n_s T_s \left\langle \frac{\partial \psi}{\partial t} \right\rangle_{\psi}.
\end{aligned} \tag{261}$$

Here \mathbf{Q}_s is the usual heat flux defined by (191) and $\langle q_s \rangle_{\psi}$ is given by (257).

The free energy (221) of the fluctuations continues to satisfy (222) in the low-Mach-number limit, but with all instances of N_s replaced by n_s . Note that because the gradients of $\omega(\psi)$ have been retained in the low-Mach-number ordering, they contribute to the free-energy balance, and hence can drive turbulence. Equations (260) and (222) should be considered as constraints on the low-Mach-number system of Sections 11.2–11.5: any solution of these equations should identically satisfy these constraints.

The entropy balance of Section 10 is unaffected by the low-Mach-number expansion (up to changes in the chemical potential (232) and the transport fluxes). Importantly, the entropy generation and source of free energy due to the angular velocity gradient remains. This is understandable as we have constructed our ordering so that the momentum flux is finite and the gradient in the flow is finite, and thus the entropy

generation due to viscous heating remains finite and comparable to all other forms of entropy generation.

12. Summary

In this paper, we have presented a complete and self-consistent derivation of multiscale gyrokinetics from first principles, drawing on and in some cases correcting previous work [1, 2, 3, 4, 5, 6, 40], as well as incorporating the evolution of the equilibrium magnetic field into this theoretical framework. We have shown how, in this framework, the gyrokinetic equation for fluctuations can be derived [2, 11, 40, 95] (Section 7.4), in parallel with the neoclassical drift kinetic equation (Section 7.1) more usually derived in a different setting [37]. This system of equations describes fast, small-scale and slow, large-scale perturbations of the local Maxwellian equilibrium driven by the gradients in the local equilibrium. We close this system on the long (transport) time scale by deriving evolution equations for the equilibrium magnetic field (Section 7.3) and equations governing the transport of particles (Section 8.1), momentum (Section 8.2) and energy (Section 8.3).

We are now in a position to draw together all of these results to form a clear picture of the evolution of a rotating turbulent plasma in a tokamak. The summary of our work can be reduced to three key points.

Firstly, flux surfaces form effectively isolated systems on timescales shorter than the transport time. They rotate toroidally as rigid bodies (62), they are in local thermodynamic equilibrium (93) and the turbulence within them is established via a local balance between energy injection and dissipation (223). Thus, we can conceptually think of a tokamak plasma as being made up of annular regions with a radial width given by some intermediate length (14) – these regions are independent on the intermediate time scale (16). It is this decomposition that underlies analytical and numerical considerations of the gyrokinetic system (144), (146), (149), and (153) in any one such annular region, the so-called “local approximation” [96].

Secondly, on long timescales (48), these independent annular regions are coupled by the transport equations of Section 8. These are local equations for the plasma density (166), angular velocity (179), and temperature (194), linking each annular region to its neighbours via transport fluxes that can be computed from averages over local solutions to the small-scale equations. Despite the dramatic simplification that has occurred in going from the full kinetic equation (1) to evolving only a few flux functions, we have retained all the critical information about the plasma. This linked-flux-surface approach to transport provides both a transparent theoretical framework and a basis for practically feasible numerical simulations of global tokamak dynamics on confinement timescales [6, 24, 25].

Thirdly, the (global) mean fields and the (local) fluctuations are also linked via energy and entropy flows (and so are individual flux surfaces). Section 9 is dedicated to the flows of energy, which express the basic conservation properties of the system. The

results of this section are consequences of the multiscale representation of the plasma dynamics that is derived in the preceding sections. No extra information was used in their derivation. Thus, the energy balance (217) is a statement that if the mean quantities are evolved according to the transport equations of Section 8, then the mean energy of the system is conserved. Similarly, if the gyrokinetic equation (144) and the field equations (146), (149), and (153) are solved to determine the fluctuating distribution function and fluctuating electromagnetic fields, then the free energy (221) is the conserved quantity in the sense that (222) is satisfied by the solutions. These two statements are what is meant by energy conservation in our multiscale system.

A direct consequence of the multiscale plasma dynamics is the evolution of our multiscale system towards thermodynamic equilibrium (Section 10) – the entropy of the system evolves according to (227). As a consequence of writing the entropy production in a convenient form (235), we are able to diagnose how our system proceeds towards a global thermodynamic equilibrium and what that equilibrium is. As the system approaches a global equilibrium, the collisional and (relative) turbulent heating equilibrate the temperatures and the Ohmic heating dissipates the parallel induced electric field; the fluxes flatten gradients. Therefore, the global equilibrium is a state with no temperature differences, no parallel induced electric field, and no spatial gradients in n_s , T_s or ω (as a consequence of this, there are no fluctuations). However, this simple diagnosis is complicated by the multichannel nature of the transport in our system: far from equilibrium, it may be thermodynamically favourable for the system initially to *steepen* gradients in some of n_s , T_s or ω in order to flatten other gradients more rapidly.

In the course of our presentation of this general framework, we have elucidated a number of issues that have the potential to be confusing and indeed have been so in the past. It is useful to itemize some of them here:

- Turbulence is local to a given flux surface and does not spread – Section 9.2.
- There is no turbulent heating – Section 9.1.1 (except in the sense of turbulent redistribution of energy between species).
- The evolution of the mean magnetic field is determined only by the mean profiles, and not directly by the turbulence – Section 7.3.
- Gradients in the magnetic field do not drive fluctuations – Section 9.3
- The absence of the parallel nonlinearity in the gyrokinetic equation (144) does not upset the energy or entropy conservation properties of the system – see Appendix B.1.

Let us now discuss some further directions and natural extensions following from this work.

We have accomplished the construction of multiscale gyrokinetics by exploiting the scale separations inherent to plasma turbulence: between the fluctuations and the equilibrium and between the particle motion and the fluctuations (Section 3). However, these are not the only scale separations available to us. In [52], this framework is extended by exploiting the scale separation between ion- and electron-scale fluctuations,

where this scale separation is found to have profound implications for the structure of the fluctuating magnetic field.

In this paper, we have restricted ourselves to situations where the equilibrium distribution functions for all species are Maxwellian. In a burning plasma, we expect there to be at least one non-Maxwellian species – the fusion-produced α -particles. In [35], we will consider precisely this situation – demonstrating how such a species can be incorporated into the theoretical framework developed here.

We have also restricted ourselves to the so-called “high-flow ordering,” where the mean rotation velocity is ordered to be comparable to the sound speed. The “low-flow” ordering, where the mean velocity is comparable to the drift velocities, requires a much more involved calculation to determine the transport of toroidal angular momentum correctly [26, 91, 93]. It is precisely this regime that must be considered if a detailed and complete study of the so-called “intrinsic” rotation is to be undertaken [92]. This alternative ordering may hold the key to how a slowly-moving or stationary plasma can transition into a rotating one [94] or how L-H transitions occur in the edge of a slowly-rotating plasma [97].

Finally, it is impossible to present a set of equations such as the ones found in this paper without discussing how to solve them numerically. Currently, linked-flux-tube codes [24, 25] solve the low-Mach-number system of equations presented in Section 11. It is anticipated that TRINITY [24] will be extended to solve the complete set of equations derived here. With the advent of ever faster supercomputers, the combination of multiscale theoretical approaches and advanced numerical algorithms may allow us, for the first time, to simulate a burning plasma, from the small scales of kinetic turbulence, through the scales associated with energetic fusion products, to the plasma equilibrium scales and even the timescales of the resistive evolution of the plasma. As a tool to study potential reactor designs, this would be invaluable. Hitherto, experiments have been optimised for MHD stability. Henceforth, it is possible to envision a time when they will be optimised not only for macro-stability but also for micro-stability and designed to achieve dramatically reduced turbulent transport (initial forays into this exciting possibility include, e.g., [98] and [99]).

Acknowledgments

We wish to thank G. Hammett, E. Highcock and F. I. Parra for many useful discussions. We also wish to thank L. F. van Wyk, M. J. Fox, and the anonymous referees for their careful reading of the paper, which has greatly improved its content. We are grateful to the Leverhulme Trust Academic Network for Magnetized Plasma Turbulence for travel support (GGP, EW, MAB and WD) and to the Isaac Newton Institute, Cambridge, for its hospitality during the programme “Gyrokinetics for Laboratory and Astrophysical Plasmas”. IGA was supported by a CASE EPSRC studentship jointly with the EURATOM/CCFE Fusion Association and by a Junior Research Fellowship at Merton College, Oxford; GGP and WD were supported by the US DOE Center

for Multiscale Plasma Dynamics; MB was supported by the Oxford-Culham Fusion Research Fellowship and a DoE Fusion Energy Sciences Postdoctoral Fellowship; AAS was supported in part by an STFC Advanced Fellowship and an STFC Astronomy Grant. Although this work was carried out within the framework of the European Fusion Development Agreement, the views and opinions expressed herein do not necessarily reflect those of the European Commission.

Appendix A. Derivation of $\dot{\mathbf{R}}_s$, $\dot{\mu}_s$, $\dot{\varepsilon}_s$ and $\dot{\vartheta}$

Here we calculate the time derivatives of the variables \mathbf{R}_s , μ_s , ε_s and ϑ along the particle trajectory, which allows the derivation of the second order gyrokinetic equation (108) from the general kinetic equation (71). Note that we only require these derivatives correct to first order in ϵ , because the higher-order (transport-timescale) effects are treated separately in Section 8.

Appendix A.1. Some useful properties of the gyroaverage

In performing gyroaverages in this Appendix, we will need to replace temporal and spatial derivatives at constant \mathbf{v} with derivatives with respect to \mathbf{R}_s , ε_s , μ_s and ϑ . For any quantity $g(\mathbf{r}, \mathbf{v})$ that has small-scale spatial structure (i.e., spatial variation on scales $\sim \rho_s$),

$$\begin{aligned} \nabla|_{\mathbf{v}} g &= \left[(\nabla \mathbf{R}_s) \cdot \frac{\partial}{\partial \mathbf{R}_s} + (\nabla \varepsilon_s) \frac{\partial}{\partial \varepsilon_s} + (\nabla \mu_s) \frac{\partial}{\partial \mu_s} + (\nabla \vartheta) \frac{\partial}{\partial \vartheta} \right] g \\ &= \frac{\partial}{\partial \mathbf{R}_s} \Big|_{\varepsilon_s, \mu_s, \vartheta} g + \mathcal{O}(\epsilon k_{\perp} g). \end{aligned} \quad (\text{A.1})$$

Similarly, for time derivatives,

$$\frac{\partial}{\partial t} \Big|_{\mathbf{r}, \mathbf{v}} g = \frac{\partial}{\partial t} \Big|_{\mathbf{R}_s, \varepsilon_s, \mu_s, \vartheta} g + \mathcal{O}(\epsilon^2 \Omega_s g). \quad (\text{A.2})$$

We will also use the fact that the gyroaverage $\langle \cdot \rangle_{\mathbf{R}}$ commutes with derivatives in the \mathbf{R}_s , ε_s and μ_s variables.

Another general result we will use is that

$$\begin{aligned} \Omega_s \frac{\partial g}{\partial \vartheta} \Big|_{\mathbf{R}_s, \varepsilon_s, \mu_s} &= \Omega_s \left(\frac{\partial \mathbf{r}}{\partial \vartheta} \Big|_{\mathbf{R}_s, \varepsilon_s, \mu_s} \cdot \nabla g + \frac{\partial \mathbf{v}}{\partial \vartheta} \Big|_{\mathbf{R}_s, \varepsilon_s, \mu_s} \cdot \frac{\partial g}{\partial \mathbf{v}} \right) \\ &= \mathbf{w}_{\perp} \cdot \nabla g + \Omega_s (\mathbf{w} \times \mathbf{b}) \cdot \frac{\partial g}{\partial \mathbf{w}} + \mathcal{O}(\epsilon \Omega_s g) \\ &= \mathbf{w}_{\perp} \cdot \nabla g + \Omega_s \frac{\partial g}{\partial \vartheta} \Big|_{\mathbf{r}, \mathbf{w}_{\parallel}, \mathbf{w}_{\perp}} + \mathcal{O}(\epsilon \Omega_s g), \end{aligned} \quad (\text{A.3})$$

where we have used the definitions (64), (65), (66) and (68) of \mathbf{R}_s , ε_s , μ_s and \mathbf{w} , respectively. Gyroaveraging the identity (A.3) at constant \mathbf{R}_s or at constant \mathbf{r} , we find

that

$$\langle \mathbf{w}_\perp \cdot \nabla g \rangle_{\mathbf{R}} = -\Omega_s \left\langle \frac{\partial g}{\partial \vartheta} \bigg|_{\mathbf{r}, w_\parallel, w_\perp} \right\rangle_{\mathbf{R}}, \quad \langle \mathbf{w}_\perp \cdot \nabla g \rangle_{\mathbf{r}} = \Omega_s \left\langle \frac{\partial g}{\partial \vartheta} \bigg|_{\mathbf{R}_s, \varepsilon_s, \mu_s} \right\rangle_{\mathbf{r}}. \quad (\text{A.4})$$

Finally, we will need the following identities in order to evaluate gyroaverages explicitly:

$$\langle \mathbf{w}_\perp \rangle_{\mathbf{R}} = \mathcal{O}(\epsilon v_{\text{th}_s}), \quad \langle \mathbf{w}_\perp \mathbf{w}_\perp \rangle_{\mathbf{R}} = \frac{w_\perp^2}{2} (\mathbf{I} - \mathbf{b}\mathbf{b}) + \mathcal{O}(\epsilon v_{\text{th}_s}^2), \quad (\text{A.5})$$

where we have used (68) to carry out the integration over ϑ . Similarly, we can use the definition (64) of \mathbf{R}_s in terms of \mathbf{r} to find, for any mean quantity $g(\mathbf{r}, \varepsilon_s, \mu_s)$,

$$\begin{aligned} \langle g(\mathbf{r}, \varepsilon_s, \mu_s) \rangle_{\mathbf{R}} &= \langle g(\mathbf{R}_s, \varepsilon_s, \mu_s) \rangle_{\mathbf{R}} + \left\langle \frac{\mathbf{b} \times \mathbf{w}}{\Omega_s} \cdot \nabla g \right\rangle_{\mathbf{R}} + \mathcal{O}(\epsilon^2) \\ &= g(\mathbf{R}_s, \varepsilon_s, \mu_s) + \mathcal{O}(\epsilon^2). \end{aligned} \quad (\text{A.6})$$

Appendix A.2. Derivation of $\dot{\mathbf{R}}_s$

\mathbf{R}_s is defined by (64). Taking the full time derivative along the particle trajectory, we get

$$\dot{\mathbf{R}}_s = \frac{d}{dt} \left(\mathbf{r} - \frac{\mathbf{b} \times \mathbf{w}}{\Omega_s} \right) = \dot{\mathbf{r}} - \frac{\mathbf{b} \times \dot{\mathbf{w}}}{\Omega_s} - \mathbf{v} \cdot \nabla|_{\mathbf{v}} \left(\frac{\mathbf{b} \times \mathbf{w}}{\Omega_s} \right), \quad (\text{A.7})$$

where we have neglected terms of order $\mathcal{O}(\epsilon^3 v_{\text{th}_s})$ (time derivatives of the mean quantities Ω_s and \mathbf{b}) and the spatial derivatives are taken at constant \mathbf{v} . We now use $\dot{\mathbf{r}} = \mathbf{v}$ and

$$\dot{\mathbf{w}} = \dot{\mathbf{v}} - \mathbf{v} \cdot \nabla \mathbf{u} = \mathbf{a}_s + \delta \mathbf{a}_s - \mathbf{v} \cdot \nabla \mathbf{u}, \quad (\text{A.8})$$

where the accelerations are given by (155) and (156), to find

$$\begin{aligned} \dot{\mathbf{R}}_s &= w_\parallel \mathbf{b} + \mathbf{u} + \frac{c}{B} \mathbf{b} \times \nabla (\varphi_0 + \chi) + \frac{1}{B} \mathbf{b} \times (\mathbf{w}_\perp \cdot \nabla \delta \mathbf{A}) \\ &+ \frac{1}{\Omega_s} [\mathbf{b} \times (\mathbf{u} \cdot \nabla \mathbf{u}) + \mathbf{b} \times (\mathbf{w} \cdot \nabla \mathbf{u}) - (\mathbf{u} \cdot \nabla \mathbf{b}) \times \mathbf{w} - (\mathbf{w} \cdot \nabla \mathbf{b}) \times \mathbf{w} \\ &+ (\mathbf{b} \times \mathbf{w}) \mathbf{w} \cdot \nabla \ln B] + \mathcal{O}(\epsilon^2 v_{\text{th}_s}), \end{aligned} \quad (\text{A.9})$$

where we have used $\mathbf{u} \cdot \nabla \ln B = 0$ (axisymmetry). The lowest-order component of this expression is

$$\dot{\mathbf{R}}_s = w_\parallel \mathbf{b} + \mathbf{u} + \mathcal{O}(\epsilon v_{\text{th}_s}). \quad (\text{A.10})$$

We now proceed to gyroaverage (A.9) term by term. We use (A.6) on the first two terms to find[‡]

$$\langle w_\parallel \mathbf{b} + \mathbf{u} \rangle_{\mathbf{R}} = w_\parallel \mathbf{b}(\mathbf{R}_s) + \mathbf{u}(\mathbf{R}_s) + \mathcal{O}(\epsilon^2 v_{\text{th}_s}). \quad (\text{A.11})$$

[‡] In this expression w_\parallel is considered to be a function of \mathbf{R}_s , ε_s and μ_s via (145) with all functions of \mathbf{r} evaluated at \mathbf{R}_s in accordance with (A.6).

This is the combination of parallel streaming along the field line and convection by the mean flow (but it is now the guiding centres, not the particles, that stream along the field line and are advected by the flow). The third term in (A.9) gyroaverages to

$$\left\langle \frac{c}{B} \mathbf{b} \times \nabla (\varphi_0 + \chi) \right\rangle_{\mathbf{R}} = \frac{c}{B} \mathbf{b} \times \nabla (\varphi_0 + \langle \chi \rangle_{\mathbf{R}}) = \frac{c}{B} \mathbf{b} \times \nabla \varphi_0 + \langle \mathbf{V}_\chi \rangle_{\mathbf{R}}, \quad (\text{A.12})$$

where \mathbf{V}_χ is defined by (110). These terms are the $\mathbf{E} \times \mathbf{B}$ drifts due to φ_0 and due to the averaged fluctuating potential $\langle \chi \rangle_{\mathbf{R}}$ seen by the particle (χ is just the electrostatic potential in the particle frame). The fourth term of (A.9) vanishes upon gyroaveraging:

$$\left\langle \frac{1}{B} \mathbf{b} \times (\mathbf{w}_\perp \cdot \nabla \delta \mathbf{A}) \right\rangle_{\mathbf{R}} = \frac{1}{B} \mathbf{b} \times \langle \mathbf{w}_\perp \cdot \nabla \delta \mathbf{A} \rangle_{\mathbf{R}} = 0, \quad (\text{A.13})$$

where we have used (A.4). The fifth term in (A.9) becomes the centrifugal drift:

$$\left\langle \frac{1}{\Omega_s} \mathbf{b} \times (\mathbf{u} \cdot \nabla \mathbf{u}) \right\rangle_{\mathbf{R}} = -\frac{1}{\Omega_s} \mathbf{b} \times [\omega^2(\psi) R \nabla R] + \mathcal{O}(\epsilon^2 v_{\text{th}s}), \quad (\text{A.14})$$

where we have used $\mathbf{u} = \omega(\psi) R^2 \nabla \phi$ and expressed $\nabla \mathbf{u}$ as

$$\nabla \mathbf{u} = \frac{d\omega}{d\psi} R^2 (\nabla \psi) (\nabla \phi) + \omega(\psi) R [(\nabla R) (\nabla \phi) - (\nabla \phi) (\nabla R)]. \quad (\text{A.15})$$

Combining the gyroaverages of the sixth and seventh terms of (A.9), we find that they give rise to the Coriolis drift:

$$\begin{aligned} & \left\langle \frac{1}{\Omega_s} [\mathbf{b} \times (\mathbf{w} \cdot \nabla \mathbf{u}) - (\mathbf{u} \cdot \nabla \mathbf{b}) \times \mathbf{w}] \right\rangle_{\mathbf{R}} \\ &= \frac{2w_\parallel}{\Omega_s} \mathbf{b} \times (\mathbf{b} \cdot \nabla \mathbf{u}) = -\frac{1}{\Omega_s} \mathbf{b} \times [2w_\parallel \omega(\psi) \mathbf{b} \times \nabla z], \end{aligned} \quad (\text{A.16})$$

where we have used $\langle \mathbf{w} \rangle_{\mathbf{R}} = w_\parallel \mathbf{b}$, the fact that $\mathbf{u} \cdot \nabla \mathbf{b} = \mathbf{b} \cdot \nabla \mathbf{u}$, which follows from

$$B (\mathbf{u} \cdot \nabla \mathbf{b} - \mathbf{b} \cdot \nabla \mathbf{u}) = \nabla \times (\mathbf{B} \times \mathbf{u}) = -\nabla \times [\omega(\psi) \nabla \psi] = 0, \quad (\text{A.17})$$

and also the fact that, for any \mathbf{a} ,

$$R [(\nabla R) (\nabla \phi) - (\nabla \phi) (\nabla R)] \cdot \mathbf{a} = \mathbf{a} \times \nabla z. \quad (\text{A.18})$$

The penultimate term in (A.9) is gyroaveraged as follows:

$$-\left\langle \frac{1}{\Omega_s} [(\mathbf{w} \cdot \nabla \mathbf{b}) \times \mathbf{w}] \right\rangle_{\mathbf{R}} = \frac{1}{\Omega_s} \left\{ w_\parallel^2 \mathbf{b} \times (\mathbf{b} \cdot \nabla \mathbf{b}) + \frac{w_\perp^2}{2} [\nabla \times \mathbf{b} + (\mathbf{b} \cdot \nabla \mathbf{b}) \times \mathbf{b}] \right\}, \quad (\text{A.19})$$

where we have used (A.5). The first and second terms here are, respectively, the curvature drift and the so-called Baños drift. We can use the vector identity

$$\mathbf{b} \cdot \nabla \mathbf{b} = -\mathbf{b} \times (\nabla \times \mathbf{b}) \quad (\text{A.20})$$

to write the Baños drift as

$$\frac{w_\perp^2}{2\Omega_s} [\nabla \times \mathbf{b} + \mathbf{b} \mathbf{b} \cdot (\nabla \times \mathbf{b}) - \nabla \times \mathbf{b}] = \frac{w_\perp^2}{2\Omega_s} [\mathbf{b} \cdot (\nabla \times \mathbf{b})] \mathbf{b}. \quad (\text{A.21})$$

Thus, this drift is purely along the field line and one order smaller than parallel streaming. Therefore, as parallel derivatives of fluctuating quantities are small and

$\mathbf{b} \cdot \nabla F_{0s} = 0$, this drift will not appear in the second-order gyrokinetic equation. Finally, gyroaveraging the last term of (A.9) using (A.5) we obtain

$$\left\langle \frac{1}{\Omega_s} [(\mathbf{b} \times \mathbf{w}) \mathbf{w} \cdot \nabla \ln B] \right\rangle_{\mathbf{R}} = \frac{w_{\perp}^2}{2\Omega_s} \mathbf{b} \times \nabla \ln B, \quad (\text{A.22})$$

which is the ∇B drift.

Assembling these results, we arrive at

$$\begin{aligned} \left\langle \dot{\mathbf{R}}_s \right\rangle_{\mathbf{R}} &= \mathbf{b}(\mathbf{R}_s) \left[w_{\parallel} + \frac{w_{\perp}^2}{2\Omega_s} \mathbf{b} \cdot (\nabla \times \mathbf{b}) \right] + \mathbf{u}(\mathbf{R}_s) \\ &\quad + \langle \mathbf{V}_{\chi} \rangle_{\mathbf{R}} + \mathbf{V}_{Ds} + O(\epsilon^2 v_{th_s}), \end{aligned} \quad (\text{A.23})$$

where \mathbf{V}_{χ} and \mathbf{V}_{Ds} are defined in (110) and (111), respectively (all the drifts associated with the mean magnetic, electric and velocity fields have been combined into \mathbf{V}_{Ds}).

Appendix A.3. Derivation of $\dot{\mu}_s$

The magnetic moment μ_s is defined by (66). Taking the time derivative along a particle trajectory, we find

$$\dot{\mu}_s = \frac{m_s}{2B} \{ -w_{\perp}^2 \mathbf{w} \cdot \nabla \ln B + 2[\mathbf{v} \cdot \nabla (\mathbf{b} \times \mathbf{w})] \cdot (\mathbf{b} \times \mathbf{w}) + 2\mathbf{w}_{\perp} \cdot \dot{\mathbf{w}} \} + O(\epsilon^3 \Omega_s \mu_s), \quad (\text{A.24})$$

where we have used $w_{\perp}^2 = (\mathbf{b} \times \mathbf{w}) \cdot (\mathbf{b} \times \mathbf{w})$ and $\mathbf{u} \cdot \nabla B = 0$ (axisymmetry). Substituting (A.8) for $\dot{\mathbf{w}}$ and rearranging terms gives

$$\begin{aligned} \dot{\mu}_s &= -\mu_s \mathbf{w} \cdot \nabla \ln B - \frac{m_s}{B} w_{\parallel} (\mathbf{v} \cdot \nabla \mathbf{b}) \cdot \mathbf{w}_{\perp} \\ &\quad + \frac{Z_s e}{B} \mathbf{w}_{\perp} \cdot \left(-\nabla \varphi_0 - \nabla \chi - \frac{1}{c} \mathbf{w}_{\perp} \cdot \nabla \delta \mathbf{A} \right) \\ &\quad - \frac{m_s}{B} (\mathbf{v} \cdot \nabla \mathbf{u}) \cdot \mathbf{w}_{\perp} + O(\epsilon^2 \Omega_s \mu_s). \end{aligned} \quad (\text{A.25})$$

Gyroaveraging the first two terms in (A.25), we have

$$\begin{aligned} &-\mu_s \langle \mathbf{w} \cdot \nabla \ln B \rangle_{\mathbf{R}} - \frac{m_s}{B} w_{\parallel} \langle (\mathbf{v} \cdot \nabla \mathbf{b}) \cdot \mathbf{w}_{\perp} \rangle_{\mathbf{R}} \\ &= -\mu_s w_{\parallel} (\mathbf{b} \cdot \nabla \ln B + \nabla \cdot \mathbf{b}) = -\mu_s \frac{w_{\parallel}}{B} \nabla \cdot \mathbf{B} = 0, \end{aligned} \quad (\text{A.26})$$

where we have used (A.4) and (A.5). Proceeding to the third term of (A.25), we have $\langle \mathbf{w}_{\perp} \cdot \nabla \varphi_0 \rangle_{\mathbf{R}} = 0$, and, substituting $\chi = \delta \varphi - \mathbf{v} \cdot \delta \mathbf{A} / c$, we find

$$\begin{aligned} &\langle \mathbf{w}_{\perp} \cdot \nabla|_{\mathbf{v}} \chi \rangle_{\mathbf{R}} + \frac{1}{c} \langle (\mathbf{w}_{\perp} \cdot \nabla \delta \mathbf{A}_{\perp}) \cdot \mathbf{w}_{\perp} \rangle_{\mathbf{R}} \\ &= \langle \mathbf{w}_{\perp} \cdot \nabla \delta \varphi \rangle_{\mathbf{R}} - \frac{1}{c} \langle \mathbf{w}_{\perp} \cdot \nabla \delta \mathbf{A} \rangle_{\mathbf{R}} \cdot (w_{\parallel} \mathbf{b} + \mathbf{u}) = 0, \end{aligned} \quad (\text{A.27})$$

where we have used (A.4) on each term on the right hand side. Finally, gyroaveraging the last term in (A.25) we find

$$\left\langle \frac{m_s}{B} (\mathbf{v} \cdot \nabla \mathbf{u}) \cdot \mathbf{w}_{\perp} \right\rangle_{\mathbf{R}} = \frac{m_s}{B} \langle \mathbf{w}_{\perp} \mathbf{w}_{\perp} \rangle_{\mathbf{R}} : \nabla \mathbf{u} = 0, \quad (\text{A.28})$$

where we have used (A.5) and then (A.15).

Combining all these results, we have

$$\langle \dot{\mu}_s \rangle_{\mathbf{R}} = \mathcal{O}(\epsilon^2 \Omega_s \mu_s), \quad (\text{A.29})$$

and so μ_s is conserved to second order in ϵ .

Appendix A.4. Derivation of $\dot{\epsilon}_s$

The energy variable ϵ_s is defined by (65). Taking the time derivative along a particle trajectory, we find

$$\begin{aligned} \dot{\epsilon}_s &= m_s \mathbf{v} \cdot \dot{\mathbf{v}} + Z_s e \left(\frac{\partial}{\partial t} + \mathbf{v} \cdot \nabla \right) [\Phi(\psi) + \varphi_0] - Z_s e \left. \frac{d\Phi}{d\psi} \right|_{\psi=\psi_s^*} \dot{\psi}_s^* \\ &= Z_s e \mathbf{v} \cdot (\mathbf{E} + \delta \mathbf{E}) + Z_s e \left(\frac{\partial}{\partial t} + \mathbf{v} \cdot \nabla \right) [\Phi(\psi) + \varphi_0] \\ &\quad - Z_s e \left[\frac{d\Phi}{d\psi} + \frac{m_s c}{Z_s e} R^2 (\mathbf{v} \cdot \nabla \phi) \frac{d^2 \Phi}{d\psi^2} \right] \dot{\psi}_s^* + \mathcal{O}(\epsilon^3 \Omega_s T_s), \end{aligned} \quad (\text{A.30})$$

where we have used (155) and (156) for $\dot{\mathbf{v}} = \mathbf{a}_s + \delta \mathbf{a}_s$, and (69) to expand ψ_s^* around ψ in the argument of $d\Phi/d\psi$. In the above expression,

$$\dot{\psi}_s^* = \frac{\partial \psi}{\partial t} + \mathbf{v} \cdot \nabla \psi + \frac{m_s c}{Z_s e} R^2 (\mathbf{a}_s + \delta \mathbf{a}_s) \cdot \nabla \phi = \frac{m_s c}{Z_s e} R^2 \delta \mathbf{a}_s \cdot \nabla \phi, \quad (\text{A.31})$$

where we have used (155), axisymmetry, the axisymmetric form of the mean magnetic field (31) and $\psi = R^2 \mathbf{A} \cdot \nabla \phi$. Expanding the electric field in terms of potentials and using $d\Phi/d\psi = \omega(\psi)/c$ (see (61)), we can write (A.30) as

$$\begin{aligned} \dot{\epsilon}_s &= -\frac{Z_s e}{c} \left(\mathbf{w} \cdot \frac{\partial \mathbf{A}}{\partial t} + \mathbf{v} \cdot \frac{\partial \delta \mathbf{A}}{\partial t} \right) - Z_s e \mathbf{v} \cdot \nabla \delta \varphi \\ &\quad - m_s R^2 \left[\omega(\psi) + \frac{m_s c}{Z_s e} R^2 (\mathbf{v} \cdot \nabla \phi) \frac{d\omega}{d\psi} \right] \delta \mathbf{a}_s \cdot \nabla \phi, \end{aligned} \quad (\text{A.32})$$

where we have used (32) and (62) to show that $\mathbf{u} \cdot \partial \mathbf{A} / \partial t = c \partial \Phi / \partial t$, so it cancelled with the corresponding term in (A.30). Finally, we rearrange (A.32) into

$$\begin{aligned} \dot{\epsilon}_s &= -\frac{Z_s e}{c} \left(\frac{\partial}{\partial t} + \mathbf{u} \cdot \nabla \right) (\mathbf{w} \cdot \delta \mathbf{A}) - \frac{Z_s e}{c} \mathbf{w} \cdot \frac{\partial \mathbf{A}}{\partial t} \\ &\quad - Z_s e \mathbf{w} \cdot \nabla \delta \varphi' - \frac{Z_s e}{c} (\mathbf{w} \cdot \nabla \mathbf{u}) \cdot \delta \mathbf{A} - \frac{m_s^2 c}{Z_s e} R^4 \frac{d\omega}{d\psi} (\mathbf{v} \cdot \nabla \phi) \delta \mathbf{a}_s \cdot \nabla \phi, \end{aligned} \quad (\text{A.33})$$

where we have used $\mathbf{u} = \omega(\psi) R^2 \nabla \phi$ and (156).

The lowest-order contribution to $\dot{\epsilon}_s$ is, therefore,

$$\dot{\epsilon}_s = -Z_s e \mathbf{w}_\perp \cdot \nabla \delta \varphi' + \mathcal{O}(\epsilon^2 \Omega_s T_s), \quad (\text{A.34})$$

and so, by using (A.4), we conclude that

$$\langle \dot{\epsilon}_s \rangle_{\mathbf{R}} = \mathcal{O}(\epsilon^2 \Omega_s T_s). \quad (\text{A.35})$$

Appendix A.5. Derivation of $\dot{\vartheta}$

The gyrophase ϑ is defined implicitly by (68), viz.,

$$\mathbf{w} = \mathbf{v} - \mathbf{u} = w_{\parallel} \mathbf{b} + w_{\perp} (\cos \vartheta \mathbf{e}_2 - \sin \vartheta \mathbf{e}_1). \quad (\text{A.36})$$

Taking the time derivative of this equation along a particle orbit gives

$$\mathbf{a}_s + \delta \mathbf{a}_s - \mathbf{v} \cdot \nabla \mathbf{u} = \frac{dw_{\parallel}}{dt} \mathbf{b} + w_{\parallel} \mathbf{v} \cdot \nabla \mathbf{b} + \frac{\mathbf{w}_{\perp}}{w_{\perp}} \frac{dw_{\perp}}{dt} - w_{\perp} (\cos \vartheta \mathbf{e}_1 + \sin \vartheta \mathbf{e}_2) \dot{\vartheta}. \quad (\text{A.37})$$

Since $w_{\perp} (\cos \vartheta \mathbf{e}_1 + \sin \vartheta \mathbf{e}_2) = \mathbf{b} \times \mathbf{w}_{\perp}$, we take the inner product of (A.37) with $\mathbf{b} \times \mathbf{w}_{\perp}$ to find

$$\dot{\vartheta} = -\frac{1}{w_{\perp}^2} (\mathbf{a}_s + \delta \mathbf{a}_s - \mathbf{v} \cdot \nabla \mathbf{u} - w_{\parallel} \mathbf{v} \cdot \nabla \mathbf{b}) \cdot (\mathbf{b} \times \mathbf{w}_{\perp}). \quad (\text{A.38})$$

Expanding \mathbf{a}_s according to (155) and taking only the leading-order contribution, we find

$$\dot{\vartheta} = \Omega_s + \mathcal{O}(\epsilon \Omega_s). \quad (\text{A.39})$$

Appendix A.6. Derivation of (108)

To derive (108) from (107), we first note that, from (A.23),

$$\begin{aligned} \left\langle \dot{\mathbf{R}}_s \right\rangle_{\mathbf{R}} \cdot \frac{\partial}{\partial \mathbf{R}_s} (F_{0s} + F_{1s} + h_s) &= w_{\parallel} \mathbf{b} \cdot \frac{\partial}{\partial \mathbf{R}_s} (F_{1s} + h_s) \\ &+ \mathbf{u}(\mathbf{R}_s) \cdot \frac{\partial h_s}{\partial \mathbf{R}_s} + (\langle \mathbf{V}_{\chi} \rangle_{\mathbf{R}} + \mathbf{V}_{Ds}) \cdot \frac{\partial}{\partial \mathbf{R}_s} (F_{0s} + h_s) \end{aligned} \quad (\text{A.40})$$

because $\mathbf{b} \cdot \partial F_{0s} / \partial \mathbf{R}_s = 0$, and F_{0s} and F_{1s} are axisymmetric. Note that the Baños drift (second term in (A.23)) is negligible, as explained in Appendix A.2.

Now we must calculate the gyroaverages in the right-hand side of (107):

$$\langle \dot{\epsilon}_s \rangle_{\mathbf{R}} \frac{F_{0s}}{T_s} + \left\langle \frac{d}{dt} \left(\frac{Z_s e \delta \varphi'}{T_s} F_{0s} \right) \right\rangle_{\mathbf{R}}. \quad (\text{A.41})$$

This quantity is $\mathcal{O}(\epsilon^2 \Omega_s F_s)$. Tackling the Boltzmann response (the second term) first, we find

$$\begin{aligned} \left\langle \frac{d}{dt} \left(\frac{Z_s e \delta \varphi'}{T_s} F_{0s} \right) \right\rangle_{\mathbf{R}} &= \left\langle \left(\frac{\partial}{\partial t} + \mathbf{v} \cdot \nabla \right) \delta \varphi' \right\rangle_{\mathbf{R}} \frac{Z_s e}{T_s} F_{0s} \\ &+ \left\langle \frac{Z_s e \delta \varphi'}{T_s} \dot{\mathbf{R}}_s \cdot \nabla \psi \right\rangle_{\mathbf{R}} \frac{\partial F_{0s}}{\partial \psi} - \left\langle \frac{Z_s e \delta \varphi'}{T_s} \dot{\epsilon}_s \right\rangle_{\mathbf{R}} \frac{F_{0s}}{T_s} + \mathcal{O}(\epsilon^3 \Omega_s F_{0s}), \end{aligned} \quad (\text{A.42})$$

where we have used (105) for F_{0s} and the fact that $\partial F_{0s} / \partial t = \mathcal{O}(\epsilon^3 \Omega_s F_{0s})$. Using the lowest-order expressions (A.10) for $\dot{\mathbf{R}}_s$ and (A.34) for $\dot{\epsilon}_s$, and inferring from (A.4) that $Z_s^2 e^2 \langle \mathbf{w}_{\perp} \cdot \nabla \delta \varphi'^2 \rangle_{\mathbf{R}} = \mathcal{O}(\epsilon^3 \Omega_s T_s^2)$, we conclude that the second and third terms in (A.42) are $\mathcal{O}(\epsilon^3 \Omega_s F_{0s})$ and so can be neglected. Thus, we are left with

$$\left\langle \frac{d}{dt} \left(\frac{Z_s e \delta \varphi'}{T_s} F_{0s} \right) \right\rangle_{\mathbf{R}} = \left\langle \left(\frac{\partial}{\partial t} + \mathbf{v} \cdot \nabla \right) \delta \varphi' \right\rangle_{\mathbf{R}} \frac{Z_s e}{T_s} F_{0s} + \mathcal{O}(\epsilon^3 \Omega_s F_{0s}). \quad (\text{A.43})$$

Factoring out F_{0s}/T_s in (A.41) and using (A.33) to express $\dot{\epsilon}_s$, we find, therefore, that calculating (A.41) reduces to calculating the following gyroaverage:

$$\begin{aligned} \left\langle \dot{\epsilon}_s + Z_s e \left(\frac{\partial}{\partial t} + \mathbf{v} \cdot \nabla \right) \delta\varphi' \right\rangle_{\mathbf{R}} = & \\ & Z_s e \left\langle \left(\frac{\partial}{\partial t} + \mathbf{u} \cdot \nabla \right) \chi \right\rangle_{\mathbf{R}} - \frac{Z_s e}{c} w_{\parallel} \frac{\partial \mathbf{A}}{\partial t} \cdot \mathbf{b} - \frac{Z_s e}{c} \langle (\mathbf{w} \cdot \nabla \mathbf{u}) \cdot \delta \mathbf{A} \rangle_{\mathbf{R}} \\ & - \frac{m_s^2 c}{Z_s e} R^4 \frac{d\omega}{d\psi} (\nabla \phi) \cdot \langle \mathbf{v} \delta \mathbf{a}_s \rangle_{\mathbf{R}} \cdot \nabla \phi, \end{aligned} \quad (\text{A.44})$$

where $\chi = \delta\varphi' - \mathbf{w} \cdot \delta \mathbf{A}/c$.

Tackling the last term in (A.44) first, we use the second line of (156) for $\delta \mathbf{a}_s$ to find (neglecting $O(\epsilon^2 v_{\text{ths}} \Omega_s)$ contributions and so keeping only the first two terms)

$$\begin{aligned} & - \frac{m_s^2 c}{Z_s e} R^4 \frac{d\omega}{d\psi} (\nabla \phi) \cdot \langle \mathbf{v} \delta \mathbf{a}_s \rangle_{\mathbf{R}} \cdot \nabla \phi \\ & = m_s c R^4 \frac{d\omega}{d\psi} (\nabla \phi) \cdot \langle \mathbf{v} \nabla \chi \rangle_{\mathbf{R}} \cdot \nabla \phi + m_s R^4 \frac{d\omega}{d\psi} (\nabla \phi) \cdot \langle \mathbf{w} (\mathbf{w}_{\perp} \cdot \nabla \delta \mathbf{A}) \rangle_{\mathbf{R}} \cdot \nabla \phi. \end{aligned} \quad (\text{A.45})$$

In the first of these terms, we split $\mathbf{v} = (\mathbf{u} + w_{\parallel} \mathbf{b}) + \mathbf{w}_{\perp}$ and use $(\nabla \phi)_{\perp} = \mathbf{b} \times \nabla \psi / BR^2$ (which follows from the axisymmetric form of the magnetic field, (31)); in the third term, we use (A.3), integrate by parts with respect to ϑ , and again use $(\nabla \phi)_{\perp} = \mathbf{b} \times \nabla \psi / BR^2$. The result is

$$\begin{aligned} & - \frac{m_s^2 c}{Z_s e} R^4 \frac{d\omega}{d\psi} (\nabla \phi) \cdot \langle \mathbf{v} \delta \mathbf{a}_s \rangle_{\mathbf{R}} \cdot \nabla \phi = -m_s \langle \mathbf{V}_{\chi} \rangle_{\mathbf{R}} \cdot \mathbf{W} \\ & - \frac{m_s c}{B} R^2 \frac{d\omega}{d\psi} (\nabla \psi) \cdot \langle (\mathbf{b} \times \mathbf{w}_{\perp}) \nabla \chi \rangle_{\mathbf{R}} \cdot \nabla \phi + \frac{Z_s e}{c} R^2 \frac{d\omega}{d\psi} (\nabla \psi) \cdot \langle \mathbf{w}_{\perp} \delta \mathbf{A} \rangle_{\mathbf{R}} \cdot \nabla \phi, \end{aligned} \quad (\text{A.46})$$

where $\langle \mathbf{V}_{\chi} \rangle_{\mathbf{R}}$ is defined by (110) and we have abbreviated

$$\begin{aligned} \mathbf{W} &= [R^2 (w_{\parallel} \mathbf{b} + \mathbf{u}) \cdot \nabla \phi] \frac{d\omega}{d\psi} \nabla \psi = \left[\frac{I w_{\parallel}}{B} + \omega(\psi) R^2 \right] \frac{d\omega}{d\psi} \nabla \psi \\ &= (w_{\parallel} \mathbf{b} + \mathbf{u}) \cdot \nabla \mathbf{u} + (\nabla \mathbf{u}) \cdot (w_{\parallel} \mathbf{b} + \mathbf{u}). \end{aligned} \quad (\text{A.47})$$

We wish to write the second term on the right-hand side of (A.46) in terms of $\nabla \mathbf{u}$. Using (A.15), we observe that

$$\begin{aligned} \langle (\mathbf{b} \times \mathbf{w}_{\perp}) \cdot (\nabla \mathbf{u}) \cdot \nabla \chi \rangle_{\mathbf{R}} &= R^2 \frac{d\omega}{d\psi} (\nabla \psi) \cdot \langle (\mathbf{b} \times \mathbf{w}_{\perp}) \nabla_{\perp} \chi \rangle_{\mathbf{R}} \cdot \nabla \phi \\ &+ R \omega(\psi) \langle (\mathbf{b} \times \mathbf{w}_{\perp}) \cdot [(\nabla R) (\nabla \phi) - (\nabla \phi) (\nabla R)] \cdot \nabla_{\perp} \chi \rangle_{\mathbf{R}}. \end{aligned} \quad (\text{A.48})$$

Rearranging this equation and using (A.18), we find

$$\begin{aligned} & R^2 \frac{d\omega}{d\psi} (\nabla \psi) \cdot \langle (\mathbf{b} \times \mathbf{w}_{\perp}) \nabla_{\perp} \chi \rangle_{\mathbf{R}} \cdot \nabla \phi \\ &= \langle (\mathbf{b} \times \mathbf{w}_{\perp}) \cdot (\nabla \mathbf{u}) \cdot \nabla \chi \rangle_{\mathbf{R}} - \omega(\psi) \langle (\mathbf{b} \times \mathbf{w}_{\perp}) \cdot (\nabla_{\perp} \chi \times \nabla z) \rangle_{\mathbf{R}} \\ &= \langle (\mathbf{b} \times \mathbf{w}_{\perp}) \cdot (\nabla \mathbf{u}) \cdot \nabla \chi \rangle_{\mathbf{R}} + \omega(\psi) (\mathbf{b} \cdot \nabla z) \langle \mathbf{w}_{\perp} \cdot \nabla \chi \rangle_{\mathbf{R}}. \end{aligned} \quad (\text{A.49})$$

In [Appendix A.6.1](#), we show that $\langle \mathbf{w}_\perp \cdot \nabla \chi \rangle_{\mathbf{R}} = 0$ and so the second term on the right-hand side of (A.49) vanishes. Substituting the remainder into (A.46), we obtain

$$\begin{aligned} & -\frac{m_s^2 c}{Z_s e} R^4 \frac{d\omega}{d\psi} (\nabla \phi) \cdot \langle \mathbf{v} \delta \mathbf{a}_s \rangle_{\mathbf{R}} \cdot \nabla \phi = -m_s \langle \mathbf{V}_\chi \rangle_{\mathbf{R}} \cdot \mathbf{W} \\ & -Z_s e \left\langle \left(\frac{\mathbf{b} \times \mathbf{w}}{\Omega_s} \right) \cdot (\nabla \mathbf{u}) \cdot \nabla \chi \right\rangle_{\mathbf{R}} + \frac{Z_s e}{c} R^2 \frac{d\omega}{d\psi} (\nabla \psi) \cdot \langle \mathbf{w}_\perp \delta \mathbf{A} \rangle_{\mathbf{R}} \cdot \nabla \phi. \end{aligned} \quad (\text{A.50})$$

Collecting our results, we substitute (A.50) back into (A.44)

$$\begin{aligned} & \left\langle \dot{\varepsilon}_s + Z_s e \left(\frac{\partial}{\partial t} + \mathbf{v} \cdot \nabla \right) \delta \varphi' \right\rangle_{\mathbf{R}} = \\ & Z_s e \left\langle \left[\frac{\partial}{\partial t} + \mathbf{u}(\mathbf{R}_s) \cdot \nabla \right] \chi \right\rangle_{\mathbf{R}} - \frac{Z_s e}{c} w_\parallel \mathbf{b} \cdot \frac{\partial \mathbf{A}}{\partial t} - \frac{Z_s e}{c} \langle \mathbf{w} \cdot (\nabla \mathbf{u}) \cdot \delta \mathbf{A} \rangle_{\mathbf{R}} \\ & -m_s \langle \mathbf{V}_\chi \rangle_{\mathbf{R}} \cdot \mathbf{W} + \frac{Z_s e}{c} R^2 \frac{d\omega}{d\psi} (\nabla \psi) \cdot \langle \mathbf{w}_\perp \delta \mathbf{A} \rangle_{\mathbf{R}} \cdot (\nabla \phi), \end{aligned} \quad (\text{A.51})$$

where we have the fact that $\mathbf{r} - \mathbf{R}_s = \mathbf{b} \times \mathbf{w} / \Omega_s$ to absorb the second term in the right-hand side of (A.50) into the first term in the right-hand side of (A.51) (this is valid up to corrections of order $O(\epsilon^3 \Omega_s T_s)$, which we neglect).

Turning now to the third term in (A.51), we use (A.15) and (A.18) to find

$$\begin{aligned} \langle \mathbf{w} \cdot (\nabla \mathbf{u}) \cdot \delta \mathbf{A} \rangle_{\mathbf{R}} &= R^2 \frac{d\omega}{d\psi} (\nabla \psi) \cdot \langle \mathbf{w}_\perp \delta \mathbf{A} \rangle_{\mathbf{R}} \cdot (\nabla \phi) + \omega(\psi) \langle (\mathbf{w}_\perp \times \delta \mathbf{A}_\perp) \cdot \nabla z \rangle_{\mathbf{R}} \\ &+ (\mathbf{b} \cdot \nabla \mathbf{u}) \cdot \langle w_\parallel \delta \mathbf{A}_\perp - \delta A_\parallel \mathbf{w}_\perp \rangle_{\mathbf{R}}. \end{aligned} \quad (\text{A.52})$$

In [Appendix A.6.1](#), we show that the second term on the right-hand side of (A.52) vanishes (see (A.58) with $\mathbf{a} = \nabla z$). Substituting the remainder of (A.52) into (A.51), and noting the cancellation between the last term in (A.51) and the first term in (A.52), we obtain

$$\begin{aligned} & \left\langle \dot{\varepsilon}_s + Z_s e \left(\frac{\partial}{\partial t} + \mathbf{v} \cdot \nabla \right) \delta \varphi' \right\rangle_{\mathbf{R}} = Z_s e \left\langle \left[\frac{\partial}{\partial t} + \mathbf{u}(\mathbf{R}_s) \cdot \nabla \right] \chi \right\rangle_{\mathbf{R}} - \frac{Z_s e}{c} w_\parallel \frac{\partial \mathbf{A}}{\partial t} \cdot \mathbf{b} \\ & -m_s \langle \mathbf{V}_\chi \rangle_{\mathbf{R}} \cdot \mathbf{W} + \frac{Z_s e}{c} (\mathbf{b} \cdot \nabla \mathbf{u}) \cdot \langle \delta A_\parallel \mathbf{w}_\perp - w_\parallel \delta \mathbf{A}_\perp \rangle_{\mathbf{R}}. \end{aligned} \quad (\text{A.53})$$

It merely remains to write the first term in this expression in terms of $\langle \chi \rangle_{\mathbf{R}}$. This is done in [Appendix A.6.2](#). We find that

$$\langle \mathbf{u}(\mathbf{R}_s) \cdot \nabla \chi \rangle_{\mathbf{R}} + \mathbf{b} \cdot (\nabla \mathbf{u}) \cdot \langle \mathbf{w}_\perp \delta A_\parallel - w_\parallel \delta \mathbf{A}_\perp \rangle_{\mathbf{R}} = \mathbf{u}(\mathbf{R}_s) \cdot \frac{\partial \langle \chi \rangle_{\mathbf{R}}}{\partial \mathbf{R}_s}. \quad (\text{A.54})$$

Substituting (A.54) into (A.53), using the second expression in (A.47) to expand \mathbf{W} , and using (A.43), we obtain our final result:

$$\begin{aligned} \langle \dot{\varepsilon}_s \rangle_{\mathbf{R}} \frac{F_{0s}}{T_s} + \left\langle \frac{d}{dt} \left(\frac{Z_s e \delta \varphi'}{T_s} F_{0s} \right) \right\rangle_{\mathbf{R}} &= \frac{Z_s e F_{0s}}{T_s} \left[\frac{\partial}{\partial t} + \mathbf{u}(\mathbf{R}_s) \cdot \frac{\partial}{\partial \mathbf{R}_s} \right] \langle \chi \rangle_{\mathbf{R}} \\ &- \frac{m_s F_{0s}}{T_s} \left[\frac{I w_\parallel}{B} + \omega(\psi) R^2 \right] \frac{d\omega}{d\psi} \langle \mathbf{V}_\chi \rangle_{\mathbf{R}} \cdot \nabla \psi - \frac{Z_s e}{T_s c} w_\parallel F_{0s} \frac{\partial \mathbf{A}}{\partial t} \cdot \mathbf{b}. \end{aligned} \quad (\text{A.55})$$

Appendix A.6.1. Gyroaverages involving $\delta\mathbf{A}_\perp$: As $\nabla_\perp \cdot \delta\mathbf{A}_\perp = 0$ (the Coulomb gauge condition to lowest order in ϵ), we can always find a scalar function $\zeta(\mathbf{r}, t)$ such that

$$\delta\mathbf{A}_\perp = \mathbf{b} \times \nabla_\perp \zeta. \quad (\text{A.56})$$

This expression allows us to gyroaverage explicitly various quantities involving $\delta\mathbf{A}_\perp$.

Firstly, for any vector \mathbf{a} ,

$$(\mathbf{w}_\perp \times \delta\mathbf{A}_\perp) \cdot \mathbf{a} = \mathbf{b} \cdot \mathbf{a} (\mathbf{w}_\perp \cdot \nabla \zeta). \quad (\text{A.57})$$

Gyroaveraging both sides of this equation, we find that the right-hand side vanishes upon use of (A.4). Thus, to lowest order in ϵ ,

$$\langle (\mathbf{w}_\perp \times \delta\mathbf{A}_\perp) \cdot \mathbf{a} \rangle_{\mathbf{R}} = 0, \quad (\text{A.58})$$

for any vector \mathbf{a} .

We now use (A.58) to evaluate another gyroaverage involving $\delta\mathbf{A}_\perp$: again using (A.4), we find for χ , defined in (109), that

$$\langle \mathbf{w}_\perp \cdot \nabla \chi \rangle_{\mathbf{R}} = -\Omega_s \left\langle \frac{\partial}{\partial \vartheta} \right|_{\mathbf{r}, \varepsilon_s, \mu_s} \chi \Big|_{\mathbf{R}} = \frac{\Omega_s}{c} \langle \delta\mathbf{A}_\perp \cdot (\mathbf{b} \times \mathbf{w}_\perp) \rangle_{\mathbf{R}} = 0. \quad (\text{A.59})$$

The last equality follows from (A.58).

Appendix A.6.2. Derivation of (A.54): We start by transforming the derivative $\mathbf{u}(\mathbf{R}_s) \cdot \nabla \chi$ into a derivative with respect to \mathbf{r} at constant ε_s , μ_s and ϑ . As $Z_s e \mathbf{u} \cdot \nabla \chi \sim O(\epsilon \Omega_s T_s)$, we keep track of first-order corrections. § We begin from

$$\begin{aligned} \mathbf{u}(\mathbf{R}_s) \cdot \nabla \chi &= \mathbf{u}(\mathbf{R}_s) \cdot \nabla|_{\varepsilon_s, \mu_s, \vartheta} \chi \\ &+ \mathbf{u} \cdot \left[(\nabla \varepsilon_s) \frac{\partial}{\partial \varepsilon_s} + (\nabla \mu_s) \frac{\partial}{\partial \mu_s} + (\nabla \vartheta) \frac{\partial}{\partial \vartheta} \right] \chi + O(\epsilon^2 \Omega_s \chi), \end{aligned} \quad (\text{A.60})$$

where, as the second term is ϵ smaller than the first, we are able to drop the distinction between \mathbf{r} and \mathbf{R}_s in the argument of \mathbf{u} . Using axisymmetry and the definitions (65), (66), and (68) of ε_s , μ_s , and ϑ , we have (correct to lowest order in ϵ)

$$\mathbf{u} \cdot \nabla \varepsilon_s = 0, \quad (\text{A.61})$$

$$\mathbf{u} \cdot \nabla \mu_s = -\frac{m_s}{B} w_\parallel (\mathbf{u} \cdot \nabla \mathbf{b}) \cdot \mathbf{w}_\perp, \quad (\text{A.62})$$

$$\mathbf{u} \cdot \nabla \vartheta = (\mathbf{u} \cdot \nabla \mathbf{e}_1) \cdot \mathbf{e}_2 + \frac{w_\parallel}{w_\perp^2} (\mathbf{u} \cdot \nabla \mathbf{b}) \cdot (\mathbf{b} \times \mathbf{w}_\perp). \quad (\text{A.63})$$

Differentiating (109), we find

$$\frac{\partial}{\partial \mu_s} \Big|_{\mathbf{r}, \varepsilon_s, \vartheta} \chi = \frac{B}{cm_s w_\parallel} \delta A_\parallel - \frac{1}{2c\mu_s} \delta \mathbf{A}_\perp \cdot \mathbf{w}_\perp, \quad (\text{A.64})$$

$$\frac{\partial}{\partial \vartheta} \Big|_{\mathbf{r}, \varepsilon_s, \mu_s} \chi = \frac{1}{c} \delta \mathbf{A}_\perp \cdot (\mathbf{b} \times \mathbf{w}_\perp). \quad (\text{A.65})$$

§ This is where we disagree with the derivation in [40], where the difference between $\mathbf{u}(\mathbf{R}_s)$ and $\mathbf{u}(\mathbf{r})$ is correctly retained, but the difference between $\mathbf{u}(\mathbf{R}_s) \cdot \partial \chi / \partial \mathbf{R}_s$ and $\mathbf{u}(\mathbf{R}_s) \cdot \nabla \chi$ is incorrectly neglected.

Inserting these results into (A.60) and gyroaveraging at constant \mathbf{R}_s , we find

$$\begin{aligned}
\langle \mathbf{u}(\mathbf{R}_s) \cdot \nabla \chi \rangle_{\mathbf{R}} &= \left\langle \mathbf{u}(\mathbf{R}_s) \cdot \nabla|_{\varepsilon_s, \mu_s, \vartheta} \chi \right\rangle_{\mathbf{R}} \\
&+ \frac{w_{\parallel}}{cw_{\perp}^2} (\mathbf{u} \cdot \nabla \mathbf{b}) \cdot \langle \mathbf{w}_{\perp} \mathbf{w}_{\perp} \cdot \delta \mathbf{A}_{\perp} + \mathbf{b} \times \mathbf{w}_{\perp} (\mathbf{b} \times \mathbf{w}_{\perp}) \cdot \delta \mathbf{A}_{\perp} \rangle_{\mathbf{R}} \\
&- (\mathbf{u} \cdot \nabla \mathbf{b}) \cdot \langle \mathbf{w}_{\perp} \delta A_{\parallel} \rangle_{\mathbf{R}} \\
&= \left\langle \mathbf{u}(\mathbf{R}_s) \cdot \nabla|_{\varepsilon_s, \mu_s, \vartheta} \chi \right\rangle_{\mathbf{R}} + (\mathbf{b} \cdot \nabla \mathbf{u}) \cdot \langle w_{\parallel} \delta \mathbf{A}_{\perp} - \mathbf{w}_{\perp} \delta A_{\parallel} \rangle_{\mathbf{R}},
\end{aligned} \tag{A.66}$$

where we have used (A.17) and the fact that $\mathbf{w}_{\perp} \mathbf{w}_{\perp} + (\mathbf{b} \times \mathbf{w}_{\perp})(\mathbf{b} \times \mathbf{w}_{\perp}) = w_{\perp}^2 (\mathbf{1} - \mathbf{b}\mathbf{b})$. Since $\mathbf{R}_s = \mathbf{r} - \mathbf{b} \times \mathbf{w}/\Omega_s$, the spatial derivative with respect to \mathbf{r} at constant ε_s , μ_s and ϑ is converted to a derivative with respect to \mathbf{R}_s as follows:

$$\begin{aligned}
\left\langle \mathbf{u}(\mathbf{R}_s) \cdot \nabla|_{\varepsilon_s, \mu_s, \vartheta} \chi \right\rangle_{\mathbf{R}} &= \left\langle \mathbf{u}(\mathbf{R}_s) \cdot \left(\nabla|_{\varepsilon_s, \mu_s, \vartheta} \mathbf{R}_s \right) \cdot \frac{\partial \chi}{\partial \mathbf{R}_s} \right\rangle_{\mathbf{R}} \\
&= \mathbf{u}(\mathbf{R}_s) \cdot \frac{\partial \langle \chi \rangle_{\mathbf{R}}}{\partial \mathbf{R}_s} - \left\langle \frac{\mathbf{u}}{\Omega_s} \cdot \left[\nabla|_{\varepsilon_s, \mu_s, \vartheta} (\mathbf{b} \times \mathbf{w}) \right] \cdot \nabla \chi \right\rangle_{\mathbf{R}}.
\end{aligned} \tag{A.67}$$

The last term in (A.67) vanishes:

$$\begin{aligned}
&\left\langle \frac{\mathbf{u}}{\Omega_s} \cdot \left[\nabla|_{\varepsilon_s, \mu_s, \vartheta} (\mathbf{b} \times \mathbf{w}) \right] \cdot \nabla \chi \right\rangle_{\mathbf{R}} \\
&= \frac{w_{\perp}}{\Omega_s} \langle [(\mathbf{u} \cdot \nabla \mathbf{e}_1) \cos \vartheta + (\mathbf{u} \cdot \nabla \mathbf{e}_2) \sin \vartheta] \cdot \nabla_{\perp} \chi \rangle_{\mathbf{R}} \\
&= \frac{1}{\Omega_s} (\mathbf{u} \cdot \nabla \mathbf{e}_1) \cdot \mathbf{e}_2 \langle \mathbf{w}_{\perp} \cdot \nabla \chi \rangle_{\mathbf{R}} = 0,
\end{aligned} \tag{A.68}$$

where we have used the definition (68) of \mathbf{w} , the identity $(\nabla \mathbf{e}_1) \cdot \mathbf{e}_2 = -(\nabla \mathbf{e}_2) \cdot \mathbf{e}_1$, and finally (A.59). Substituting the remainder of (A.67) into (A.66), we arrive at the final result (A.54).

Appendix B. Alternative Formulations of the Gyrokinetic Equation

There are many ways to derive the gyrokinetic equation (144). In this Appendix, we discuss two ways in which the results of these derivations may differ from the one presented in this paper.

Appendix B.1. Parallel Nonlinearity

In the gyrokinetic literature, there is much discussion of the so-called “parallel nonlinearity” [100, 101], which is proportional to $\delta E_{\parallel} (\partial \delta f_s / \partial v_{\parallel})$. Some derivations of gyrokinetics include this term in the gyrokinetic equation, claiming that it has beneficial numerical properties and an important role in turbulent heating and conservation of energy. The gyrokinetic equation (144) derived here does not contain the parallel nonlinearity because the latter is higher order than the terms we retain and only appears in the derivation of the transport equations. We have, in Section 9, derived conservation laws that prove that our equations nevertheless conserve, in the mean, energy and satisfy

Boltzmann's H -theorem. It is true that in our formalism there is no formal *energy* conservation law for gyrokinetics on the fluctuating timescale (in contrast to versions of gyrokinetics derived from Hamiltonians; see, e.g., [102]). This is because energy is exchanged between the fluctuations and the mean fields. We showed in Section 9.2 that, on fluctuating timescales, our gyrokinetic equation conserves the *free energy*, which is the relevant conserved quantity for kinetic turbulence [12, 13, 14, 15] and, moreover, the conservation of which is crucial for the mean energy to be conserved on the transport timescale. Note that numerical simulations [100] have shown that the inclusion of the parallel nonlinearity in the gyrokinetic equation does not affect the solutions, which is how it should be for a term that is ordered smaller than all the other terms in (144). This result implies that, even though small scales in velocity space may be generated in the solutions of (144), they are not small enough to violate our formal ordering of $\partial\delta f_s/\partial\mathbf{v} \sim \delta f_s/v_{\text{th}s}$.

Appendix B.2. Gyrokinetic Polarization

The second difference we wish to discuss is the emphasis that other derivations place upon the effects of the polarization drift. Through \mathbf{V}_χ and \mathbf{V}_{Ds} , (144) contains the explicit action of all the lowest-order drifts, but we have yet to mention the polarization drift. This drift, given by $\mathbf{V}_{\text{pol}} = (c/B\Omega_s)\partial\delta\mathbf{E}/\partial t$, is $\mathcal{O}(\epsilon^2 v_{\text{th}s})$ and, therefore, smaller than \mathbf{V}_χ or \mathbf{V}_{Ds} . Interestingly, despite the fact that \mathbf{V}_{pol} is second order in ϵ , its effects couple to the gyrokinetic equation through the quasineutrality condition and Ampère's law. This coupling arises because the polarisation drift causes an accumulation of charge density (and because it carries a perpendicular current).

Unfortunately, due to our choice of decomposition (104) for δf_s , this is not apparent from (146). If, instead of using h_s , we work with $g_s = \langle\delta f_s\rangle_{\mathbf{R}} = h_s - Z_s e F_{0s} \langle\delta\varphi'\rangle_{\mathbf{R}}/T_s$ [103], then the quasineutrality condition becomes

$$\sum_s \frac{Z_s^2 e^2 n_s (1 - \Gamma_{0s}) \delta\varphi'}{T_s} = \sum_s Z_s e \int d^3\mathbf{w} \langle g_s \rangle_{\mathbf{r}}, \quad (\text{B.1})$$

where Γ_{0s} is an operator defined by $\Gamma_{0s}\delta\varphi' = (1/n_s) \int d^3\mathbf{w} \langle\langle\delta\varphi'\rangle_{\mathbf{R}}\rangle_{\mathbf{r}} F_{0s}$. In this formulation, the left-hand side of this equation is precisely the density of polarization charge (i.e. that density which accumulates because $\nabla \cdot \mathbf{V}_{\text{pol}} \neq 0$). Indeed, if $k_\perp \rho_i$ is small, then $1 - \Gamma_0 \approx (1/2)\rho_i^2 \nabla_\perp^2$ and this correspondence becomes obvious (the quasineutrality condition now looks like Poisson's equation for $\delta\varphi'$, with an enhanced permittivity).

The difference between the two formulations is purely interpretative; we interpret (144) and the field equations as describing the dynamics of physically extended rings of charge moving in a vacuum, whereas the approach emphasising the polarisation drift interprets gyrokinetics as describing a gas of point-particle-like gyrocenters (with distribution function g_s) in a polarisable vacuum, with the above form of the quasineutrality condition playing the role of Poisson's equation. For more discussion of this second interpretation, see [41] and references therein.

Appendix C. Flows within a Flux Surface and Moments of F_s

Throughout this paper we need to take moments of the mean distribution function F_s . We need these moments in Section 7.2 to calculate the lowest-order mean current, in Section 8.3 to evaluate the mean flow and thence the mean Ohmic heating (198) and in Appendix D to prove that certain parts of the radial transport are negligible.

In order to integrate F_s over \mathbf{w} we need to express it in terms of \mathbf{r} and \mathbf{w} rather than \mathbf{R}_s , ε_s and μ_s . Assembling together the form (103) of F_s and the expressions (113), (114) and (118) for F_{1s} in terms of $F_s^{(\text{nc})}$ and F_{1s}^* , we find

$$F_s = \left[1 - \frac{Z_s e}{T_s} \int^l dl' \left(B \frac{\langle \mathbf{E} \cdot \mathbf{B} \rangle_\psi}{\langle B^2 \rangle_\psi} + \frac{1}{c} \frac{\partial \mathbf{A}}{\partial t} \cdot \mathbf{b} \right) \right] F_{0s}(\psi(\mathbf{R}_s), \varepsilon_s) + \frac{m_s c}{Z_s e} R^2 (w_\parallel \mathbf{b} + \mathbf{u}) \cdot (\nabla \phi) \frac{\partial F_{0s}}{\partial \psi} + F_s^{(\text{nc})}(\mathbf{R}_s, \varepsilon_s, \mu_s, \sigma), \quad (\text{C.1})$$

where the penultimate term is a convenient form for F_{1s}^* equivalent to (114). We now expand $\psi(\mathbf{R}_s)$ around $\psi = \psi(\mathbf{r})$ in the first argument of F_{0s} to find

$$F_{0s}(\psi(\mathbf{R}_s), \varepsilon_s) = F_{0s}(\psi, \varepsilon_s) + (\mathbf{R}_s - \mathbf{r}) \cdot (\nabla \psi) \frac{\partial F_{0s}}{\partial \psi} + O(\epsilon^2 F_s) \\ = F_{0s}(\psi, \varepsilon_s) + \frac{cm_s}{Z_s e} R^2 (\mathbf{w}_\perp \cdot \nabla \phi) \frac{\partial F_{0s}}{\partial \psi}. \quad (\text{C.2})$$

Substituting this into (C.1) and combining the second term in this equation with the penultimate term in (C.1), we find

$$F_s = \left[1 - \frac{Z_s e}{T_s} \int^l dl' \left(B \frac{\langle \mathbf{E} \cdot \mathbf{B} \rangle_\psi}{\langle B^2 \rangle_\psi} + \frac{1}{c} \frac{\partial \mathbf{A}}{\partial t} \cdot \mathbf{b} \right) \right] F_{0s}(\psi, \varepsilon_s) + \frac{cm_s}{Z_s e} R^2 (\mathbf{v} \cdot \nabla \phi) \frac{\partial F_{0s}}{\partial \psi} + F_s^{(\text{nc})}(\mathbf{r}, \varepsilon_s, \mu_s, \sigma) + O(\epsilon^2 F_s), \quad (\text{C.3})$$

where we have neglected the difference between \mathbf{R}_s and \mathbf{r} in the argument of $F_s^{(\text{nc})}$ and abbreviated $\mathbf{v} = \mathbf{w} + \mathbf{u}$. We now expand $\Phi(\psi_s^*)$ around $\Phi(\psi)$ in the definition (65) of ε_s to obtain

$$\varepsilon_s = \frac{1}{2} m_s w^2 - \frac{1}{2} m_s \omega^2(\psi) R^2 + Z_s e \varphi_0 - \frac{m_s B}{2\Omega_s} R^4 (\mathbf{v} \cdot \nabla \phi)^2 \frac{d\omega}{d\psi} + O(\epsilon^2 T_s) \\ = \varepsilon_{s0} - \frac{m_s B}{2\Omega_s} R^4 (\mathbf{v} \cdot \nabla \phi)^2 \frac{d\omega}{d\psi} + O(\epsilon^2 T_s), \quad (\text{C.4})$$

where the lowest-order energy is

$$\varepsilon_{s0} = \frac{1}{2} m_s w^2 + \Xi_s = \varepsilon_s + O(\epsilon T_s), \quad (\text{C.5})$$

which consists of the kinetic energy of the particle motion in the rotating frame and the zeroth-order potential energy of the particle (centrifugal plus electrostatic)

$$\Xi_s = -\frac{1}{2} m_s \omega^2(\psi) R^2 + Z_s e \varphi_0. \quad (\text{C.6})$$

Substituting (C.4) into (C.3) and using $\partial F_{0s}/\partial \varepsilon_s = -F_{0s}/T_s$ gives

$$\begin{aligned}
F_s = & \left[1 - \frac{Z_s e}{T_s} \int^l dl' \left(B \frac{\langle \mathbf{E} \cdot \mathbf{B} \rangle_\psi}{\langle B^2 \rangle_\psi} + \frac{1}{c} \frac{\partial \mathbf{A}}{\partial t} \cdot \mathbf{b} \right) \right] F_{0s}(\psi, \varepsilon_{s0}) \\
& + \frac{cm_s}{Z_s e} R^2 (\mathbf{v} \cdot \nabla \phi) \left[\frac{d \ln N_s}{d\psi} + \left(\frac{\varepsilon_{s0}}{T_s} - \frac{3}{2} \right) \frac{d \ln T_s}{d\psi} \right] F_{0s}(\psi, \varepsilon_{s0}) \\
& + \frac{m_s B}{2\Omega_s T_s} R^4 (\mathbf{v} \cdot \nabla \phi)^2 \frac{d\omega}{d\psi} F_{0s}(\psi, \varepsilon_{s0}) + F_s^{(\text{nc})}(\mathbf{r}, \varepsilon_{s0}, \mu_s, \sigma) + O(\epsilon^2 F_s),
\end{aligned} \tag{C.7}$$

where (see (105) and (96))

$$F_{0s}(\psi, \varepsilon_{s0}) = \frac{N_s}{\pi^{3/2} v_{\text{ths}}^3} \exp \left(-\frac{\Xi_s}{T_s} - \frac{m_s w^2}{2T_s} \right) = \frac{n_s}{\pi^{3/2} v_{\text{ths}}^3} \exp \left(-\frac{m_s w^2}{2T_s} \right). \tag{C.8}$$

In the next two sections, we will use (C.7) and (C.8) to explicitly evaluate moments of F_s correct to first order.

Appendix C.1. Flows within a Flux Surface

To calculate the first-order mean flow, we multiply (C.7) by \mathbf{w} and integrate over all velocities to obtain

$$\begin{aligned}
n_s \mathbf{U}_s = & \int d^3 \mathbf{w} \mathbf{w} F_s \\
= & \int d^3 \mathbf{w} \mathbf{w} \left\{ \frac{cm_s}{Z_s e} R^2 (\mathbf{v} \cdot \nabla \phi) \left[\frac{d \ln N_s}{d\psi} + \left(\frac{\varepsilon_{s0}}{T_s} - \frac{3}{2} \right) \frac{d \ln T_s}{d\psi} \right] F_{0s}(\psi, \varepsilon_{s0}) \right. \\
& \left. + \frac{m_s B}{2\Omega_s T_s} R^4 (\mathbf{v} \cdot \nabla \phi)^2 \frac{d\omega}{d\psi} F_{0s}(\psi, \varepsilon_{s0}) + F_s^{(\text{nc})}(\mathbf{r}, \varepsilon_{s0}, \mu_s, \sigma) \right\} + O(\epsilon^2 n_s v_{\text{ths}}).
\end{aligned} \tag{C.9}$$

Using (C.8) for $F_{0s}(\psi, \varepsilon_{s0})$, we can perform the first two integrals in (C.9) explicitly:

$$\begin{aligned}
& \int d^3 \mathbf{w} \mathbf{w} \frac{cm_s}{Z_s e} R^2 (\mathbf{v} \cdot \nabla \phi) \left[\frac{d \ln N_s}{d\psi} + \left(\frac{\varepsilon_{s0}}{T_s} - \frac{3}{2} \right) \frac{d \ln T_s}{d\psi} \right] F_{0s}(\psi, \varepsilon_{s0}) \\
& = \frac{n_s}{Z_s e} c R^2 \left[T_s \frac{d \ln N_s}{d\psi} + (\Xi_s + T_s) \frac{d \ln T_s}{d\psi} \right] \nabla \phi
\end{aligned} \tag{C.10}$$

and

$$\int d^3 \mathbf{w} \mathbf{w} \left[\frac{m_s B}{2\Omega_s T_s} R^4 (\mathbf{v} \cdot \nabla \phi)^2 \frac{d\omega}{d\psi} F_{0s} \right] = \frac{n_s}{Z_s e} m_s c R^4 \omega(\psi) \frac{d\omega}{d\psi} \nabla \phi. \tag{C.11}$$

Substituting these into (C.9) we find the expression for the first-order flow:

$$n_s \mathbf{U}_s = \frac{n_s}{Z_s e} c R^2 \left[T_s \frac{d \ln N_s}{d\psi} + (\Xi_s + T_s) \frac{d \ln T_s}{d\psi} + m_s R^2 \omega(\psi) \frac{d\omega}{d\psi} \right] \nabla \phi + \frac{1}{Z_s e} K_s \mathbf{B}, \tag{C.12}$$

$$K_s = \frac{Z_s e}{B} \int d^3 \mathbf{w} w_{\parallel} F_s^{(\text{nc})}, \tag{C.13}$$

where we have used the fact that $\int d^3 \mathbf{w} \mathbf{w}_{\perp} F_s^{(\text{nc})} = 0$ to lowest order because $F_s^{(\text{nc})}$ is gyrophase-independent.

Let us now prove that K_s is a flux function. Integrating the drift-kinetic equation (119), which determines $F_s^{(\text{nc})}$, over all velocities gives

$$\int d^3\mathbf{w} w_{\parallel} \mathbf{b} \cdot \frac{\partial F_s^{(\text{nc})}}{\partial \mathbf{R}_s} = 0, \quad (\text{C.14})$$

where we have used the fact that $\int d^3\mathbf{w} w_{\parallel} F_{0s} = 0$ and $\int d^3\mathbf{w} C [F_{0s} + F_{1s}^* + F_s^{(\text{nc})}] = 0$. By exactly the same method as used in (83) to derive the lowest-order H -theorem, we can rewrite this constraint as

$$\begin{aligned} \int d^3\mathbf{w} w_{\parallel} \mathbf{b} \cdot \frac{\partial F_s^{(\text{nc})}}{\partial \mathbf{R}_s} &= 2\pi \sum_{\sigma} \int \frac{B d\varepsilon_s d\mu_s}{m_s^2 |w_{\parallel}|} w_{\parallel} \mathbf{b} \cdot \nabla (F_s^{(\text{nc})}) \\ &= 2\pi \sum_{\sigma} \sigma \int \frac{d\varepsilon_s d\mu_s}{m_s^2} \mathbf{B} \cdot \nabla F_s^{(\text{nc})} \\ &= \frac{1}{Z_s e} \mathbf{B} \cdot \nabla K_s = 0. \end{aligned} \quad (\text{C.15})$$

Thus, $K_s = K_s(\psi)$. This immediately implies that the first-order mean velocity is divergence-free (the divergence of the first term of (C.12) vanishes by axisymmetry), i.e.,

$$\nabla \cdot (n_s \mathbf{U}_s) = \mathcal{O}(\epsilon^3 n_s \Omega_s). \quad (\text{C.16})$$

This result will be useful in several places in Appendix D.

Finally, multiplying (C.12) by $Z_s e$ and summing over species we find the mean current

$$\begin{aligned} \mathbf{j} &= cR^2 \sum_s n_s \left\{ T_s \frac{d \ln N_s}{d\psi} + \left[Z_s e \varphi_0 - \frac{1}{2} m_s \omega^2(\psi) R^2 + T_s \right] \frac{d \ln T_s}{d\psi} \right\} \nabla \phi \\ &\quad + cR^2 \left(\sum_s n_s m_s R^2 \right) \omega(\psi) \frac{d\omega}{d\psi} \nabla \phi + K(\psi) \mathbf{B}, \end{aligned} \quad (\text{C.17})$$

where

$$K(\psi) = \sum_s K_s(\psi) = \sum_s \frac{Z_s e}{B} \int d^3\mathbf{w} w_{\parallel} F_s^{(\text{nc})}. \quad (\text{C.18})$$

This is the result (126) of Section 7.2.

Appendix C.2. Moments of F_s

An important corollary of (C.12) is that the first-order flows stay within the flux surface:

$$n_s \mathbf{U}_s \cdot \nabla \psi = \mathcal{O}(\epsilon^2 n_s v_{\text{th}s} |\nabla \psi|), \quad (\text{C.19})$$

which is consistent with our orderings for the timescale on which particles are transported. We now derive a general result that will show that toroidal momentum transport and heat transport are also slow across flux surfaces. We could calculate the lowest-order viscous stresses and heat fluxes by explicitly taking moments of (C.7) as we did for the flows in Appendix C.1, but we do not require these explicit expressions, only

the fact that their cross-flux-surface components are small. This result will be useful in [Appendix D](#).

First we prove that, for any gyrophase-independent single-valued function g and any positive integer n ,

$$\int d^3\mathbf{w} g(\mathbf{r}, w_{\parallel}, w_{\perp}, \sigma) (R^2 \mathbf{w} \cdot \nabla \phi)^n \mathbf{w}_{\perp} \cdot \nabla \psi = 0, \quad (\text{C.20})$$

Indeed, using the identity [\(169\)](#), we find

$$\begin{aligned} & \int d^3\mathbf{w} g(\mathbf{r}, w_{\parallel}, w_{\perp}, \sigma) (R^2 \mathbf{w} \cdot \nabla \phi)^n \mathbf{w}_{\perp} \cdot \nabla \psi \\ &= -B \int d^3\mathbf{w} g(\mathbf{r}, w_{\parallel}, w_{\perp}, \sigma) (R^2 \mathbf{w} \cdot \nabla \phi)^n \frac{\partial}{\partial \vartheta} (R^2 \mathbf{w} \cdot \nabla \phi) \\ &= -\frac{B}{n+1} \int d^3\mathbf{w} \frac{\partial}{\partial \vartheta} \left[g(\mathbf{r}, w_{\parallel}, w_{\perp}, \sigma) (R^2 \mathbf{w} \cdot \nabla \phi)^{n+1} \right] = 0 \end{aligned} \quad (\text{C.21})$$

because single-valued functions must be periodic in ϑ .

We can now prove that

$$\int d^3\mathbf{w} g(\mathbf{r}, w_{\parallel}, w_{\perp}, \sigma) F_s (R^2 \mathbf{w} \cdot \nabla \phi)^n \mathbf{w}_{\perp} \cdot \nabla \psi = O(\epsilon^2 n_s g R^n v_{\text{th}s}^{n+1} |\nabla \psi|). \quad (\text{C.22})$$

This follows from expanding F_s via [\(C.7\)](#) and applying [\(C.20\)](#) term by term (since $\mathbf{w} \cdot \nabla \phi$ differs from $\mathbf{v} \cdot \nabla \phi$ by a gyrophase-independent function, we can replace the former by the latter in the statement of [\(C.20\)](#) where necessary).

The radial heat flux, from [\(191\)](#), is

$$\mathbf{Q}_s \cdot \nabla \psi = \int d^3\mathbf{w} \frac{1}{2} m_s w^2 F_s \mathbf{w}_{\perp} \cdot \nabla \psi. \quad (\text{C.23})$$

Letting $g = (1/2) m_s w^2$ and $n = 0$, we can apply [\(C.22\)](#) to find

$$\mathbf{Q}_s \cdot \nabla \psi = O(\epsilon^2 n_s T_s v_{\text{th}s} |\nabla \psi|). \quad (\text{C.24})$$

We can show in a similar fashion that the radial transport of toroidal angular momentum (see [\(174\)](#)) is also small:

$$(\nabla \psi) \cdot \mathbf{\Pi}_s \cdot (\nabla \phi) R^2 = O(\epsilon^2 n_s T_s R |\nabla \psi|). \quad (\text{C.25})$$

Appendix D. Derivations for Section 8

In this Appendix, we derive the explicit expressions [\(170\)](#), [\(184\)](#), and [\(196\)](#) for the mean fluxes in the transport equations of Section 8. We also provide detailed derivations of other results of that section that were stated there without proof.

Equations [\(168\)](#), [\(182\)](#), and [\(D.45\)](#) express the radial fluxes as moments of $\partial F_s / \partial \vartheta$. This is calculated in terms of known quantities via [\(160\)](#):

$$\begin{aligned} \Omega_s \frac{\partial F_s}{\partial \vartheta} &= -(\mathbf{u} + \mathbf{w}) \cdot \nabla F_s + \left[\frac{Z_s e}{m_s} \left(\nabla \varphi_0 + \frac{1}{c} \frac{\partial \mathbf{A}}{\partial t} \right) + (\mathbf{u} + \mathbf{w}) \cdot \nabla \mathbf{u} \right] \cdot \frac{\partial F_s}{\partial \mathbf{w}} \\ &\quad - \left\langle \delta \mathbf{a}_s \cdot \frac{\partial \delta f_s}{\partial \mathbf{w}} \right\rangle_{\text{turb}} + C[F_s] + O(\epsilon^3 \Omega_s f_s). \end{aligned} \quad (\text{D.1})$$

In what follows we will use this equation to find the explicit form of the fluxes in terms of h_s , F_{0s} and $F_s^{(\text{nc})}$. Note that we will use \mathbf{v} as a shorthand for $\mathbf{u} + \mathbf{w}$, but derivatives are always taken at constant \mathbf{w} .

Appendix D.1. The Particle Flux

The radial particle flux is given by (168). We multiply (D.1) by $(m_s c / Z_s e) R^2 \mathbf{v} \cdot \nabla \phi$ and integrate over velocities to obtain

$$\begin{aligned} n_s \mathbf{U}_s \cdot \nabla \psi = & -\frac{c}{Z_s e} \nabla \cdot [(\mathbf{\Pi}_s + m_s n_s \mathbf{U}_s \mathbf{u} + m_s n_s \mathbf{u} \mathbf{U}_s + m_s n_s \mathbf{u} \mathbf{u}) \cdot (\nabla \phi) R^2] \\ & - n_s \frac{\partial \psi}{\partial t} + \frac{c}{Z_s e} (\mathbf{F}_s \cdot \nabla \phi) R^2 + \left\langle \int d^3 \mathbf{w} \frac{m_s c}{Z_s e} R^2 (\delta \mathbf{a}_s \cdot \nabla \phi) \delta f_s \right\rangle_{\text{turb}}, \end{aligned} \quad (\text{D.2})$$

where we have used (C.16) and the identity (176) to write the first term as a full divergence, used $\psi = R^2 \mathbf{A} \cdot \nabla \phi$ to simplify the second term and used $\mathbf{u} \cdot \nabla \varphi_0 = 0$ (axisymmetry). The viscous stress tensor $\mathbf{\Pi}_s$ is defined by (174) and

$$\mathbf{F}_s = \int d^3 \mathbf{w} m_s \mathbf{v} C[F_s] \quad (\text{D.3})$$

is the collisional friction force. Interpreting (D.2), we see that it relates the radial component of the particle flow velocity to the toroidal forces, so we can view the particle flux as composed of effective second-order drifts, driven by these forces. However, these drifts will only cause net transport of particles if they do not vanish when averaged over a flux surface, as indeed is obvious from the fact that we were able to average the particle transport equation over a flux surface.

So we average (D.2) over a flux surface. The first term becomes

$$\begin{aligned} \frac{c}{Z_s e} \langle \nabla \cdot [(\mathbf{\Pi}_s + m_s n_s \mathbf{U}_s \mathbf{u} + m_s n_s \mathbf{u} \mathbf{U}_s) \cdot (\nabla \phi) R^2] \rangle_\psi = \\ \frac{c}{Z_s e} \frac{1}{V'} \frac{\partial}{\partial \psi} \left[V' \langle (\nabla \psi) \cdot \mathbf{\Pi}_s \cdot (\nabla \phi) R^2 + m_s n_s \omega(\psi) R^2 \mathbf{U}_s \cdot \nabla \psi \rangle_\psi \right], \end{aligned} \quad (\text{D.4})$$

where we have used (39) to express the flux-surface average of this divergence (recall also that $\mathbf{u} = \omega(\psi) R^2 \nabla \phi$). From (C.12), $m_s n_s \omega(\psi) R^2 \mathbf{U}_s \cdot \nabla \psi = \mathcal{O}(\epsilon^2 n_s T_s R |\nabla \psi|)$. From (C.25), the same is true for the off-diagonal viscous stress. Thus, the right-hand side of (D.4) is $\mathcal{O}(\epsilon^3 n_s v_{\text{th}s} |\nabla \psi|)$ and so the first term in the flux-surface average of (D.2) can be dropped. The second term does not simplify upon averaging. In Appendix E.1, we show that we can write the third term entirely in terms of F_{0s} and $F_s^{(\text{nc})}$ (see (E.14)) :

$$\begin{aligned} \frac{c}{Z_s e} \langle (\mathbf{F}_s \cdot \nabla \phi) R^2 \rangle_\psi = & \left\langle \int d^3 \mathbf{w} \left(\frac{\mathbf{w} \times \mathbf{b}}{\Omega_s} \cdot \nabla \psi \right) C[F_{0s}] \right\rangle_\psi \\ & + \left\langle \int d^3 \mathbf{w} F_s^{(\text{nc})} \mathbf{V}_{\text{Ds}} \cdot \nabla \psi \right\rangle_\psi - \langle n_s \rangle_\psi I(\psi) \frac{\langle \mathbf{E} \cdot \mathbf{B} \rangle_\psi}{\langle B^2 \rangle_\psi}. \end{aligned} \quad (\text{D.5})$$

The fourth and final (turbulent) term can be written as follows

$$\begin{aligned} & \left\langle \left\langle \int d^3\mathbf{w} \frac{m_s c}{Z_s e} R^2 (\delta \mathbf{a}_s \cdot \nabla \phi) \delta f_s \right\rangle_{\text{turb}} \right\rangle_\psi = \\ & - \left\langle \frac{m_s c}{T_s} \left\langle \int d^3\mathbf{w} R^2 (\delta \mathbf{a}_s \cdot \nabla \phi) \delta \varphi' F_{0s} \right\rangle_{\text{turb}} \right\rangle_\psi \\ & + \left\langle \left\langle \int d^3\mathbf{w} \frac{m_s c}{Z_s e} R^2 \langle (\delta \mathbf{a}_s \cdot \nabla \phi) h_s \rangle_{\mathbf{r}} \right\rangle_{\text{turb}} \right\rangle_\psi, \end{aligned} \quad (\text{D.6})$$

where we have split δf_s into the Boltzmann response and the gyrokinetic distribution h_s according to (104). Substituting from (156) for $\delta \mathbf{a}_s$, the first term in (D.6) becomes

$$\begin{aligned} & \frac{m_s c}{T_s} \left\langle \int d^3\mathbf{w} R^2 (\delta \mathbf{a}_s \cdot \nabla \phi) \delta \varphi' F_{0s} \right\rangle_{\text{turb}} \\ & = -\frac{Z_s e c}{T_s} R^2 (\nabla \phi) \cdot \left\langle \int d^3\mathbf{w} \left[\nabla \left(\delta \varphi' - \frac{1}{c} \delta \mathbf{A} \cdot \mathbf{w} \right) + \frac{1}{c} (\mathbf{w}_\perp \cdot \nabla) \delta \mathbf{A} \right] \delta \varphi' F_{0s} \right\rangle_{\text{turb}} \\ & = -\frac{Z_s e c}{2T_s} R^2 (\nabla \phi) \cdot \nabla \langle \delta \varphi'^2 \rangle_{\text{turb}} n_{0s} = O(\epsilon^3 n_s v_{\text{th}s} |\nabla \psi|), \end{aligned} \quad (\text{D.7})$$

where we have used the fact that $\int d^3\mathbf{w} \mathbf{w} F_{0s} = 0$ to lowest order. The term in (D.6) containing h_s can be manipulated as follows (again using (156) for $\delta \mathbf{a}_s$)

$$\begin{aligned} & \left\langle \left\langle \int d^3\mathbf{w} \frac{m_s c}{Z_s e} R^2 \langle (\delta \mathbf{a}_s \cdot \nabla \phi) h_s \rangle_{\mathbf{r}} \right\rangle_{\text{turb}} \right\rangle_\psi \\ & = -c \left\langle \left\langle \int d^3\mathbf{w} R^2 (\nabla \phi) \cdot \left\langle \left[\nabla \chi + \frac{1}{c} (\mathbf{w}_\perp \cdot \nabla) \delta \mathbf{A} \right] h_s \right\rangle_{\mathbf{r}} \right\rangle_{\text{turb}} \right\rangle_\psi \\ & = \left\langle \frac{c}{B} \left\langle \int d^3\mathbf{w} \langle h_s (\mathbf{b} \times \nabla \chi) \rangle_{\mathbf{r}} \cdot \nabla \psi \right\rangle_{\text{turb}} \right\rangle_\psi = \left\langle \left\langle \int d^3\mathbf{w} \langle h_s \mathbf{V}_\chi \rangle_{\mathbf{r}} \cdot \nabla \psi \right\rangle_{\text{turb}} \right\rangle_\psi, \end{aligned} \quad (\text{D.8})$$

where we have used the axisymmetric form of the magnetic field (31) to write $R^2 (\nabla \phi) \cdot \nabla \chi = (\mathbf{b} \times \nabla \chi) \cdot (\nabla \psi) / B$. The term involving $\delta \mathbf{A}$ vanished because

$$\begin{aligned} & \langle \langle h_s (\mathbf{w}_\perp \cdot \nabla) \delta \mathbf{A} \rangle_{\mathbf{r}} \rangle_{\text{turb}} = \langle \langle \nabla \cdot (\mathbf{w}_\perp h_s \delta \mathbf{A}) \rangle_{\mathbf{r}} \rangle_{\text{turb}} - \langle \delta \mathbf{A} \langle (\mathbf{w}_\perp \cdot \nabla) h_s \rangle_{\mathbf{r}} \rangle_{\text{turb}} \\ & = \nabla \cdot \langle \langle \mathbf{w}_\perp h_s \delta \mathbf{A} \rangle_{\mathbf{r}} \rangle_{\text{turb}} + \left\langle \delta \mathbf{A} \left\langle \Omega_s \frac{\partial h}{\partial \vartheta} \right|_{\mathbf{r}, w_\parallel, w_\perp} \right\rangle_{\text{turb}} = O(\epsilon \Omega_s h_s \delta \mathbf{A}), \end{aligned} \quad (\text{D.9})$$

where we have used the fact that $\delta \mathbf{A}$ is independent of gyrophase at constant \mathbf{r} and also used the identity (A.3) in conjunction with the fact that h_s is independent of gyrophase at constant \mathbf{R}_s .

Combining the above results we can write the flux-surface average of (D.2) as

$$\begin{aligned} \langle n_s \mathbf{U}_s \cdot \nabla \psi \rangle_\psi & = - \left\langle n_s \frac{\partial \psi}{\partial t} \right\rangle_\psi + \left\langle \int d^3\mathbf{w} \left(\frac{\mathbf{w} \times \mathbf{b}}{\Omega_s} \cdot \nabla \psi \right) C[F_{0s}] \right\rangle_\psi \\ & + \left\langle \int d^3\mathbf{w} F_s^{(\text{nc})} \mathbf{V}_{\text{Ds}} \cdot \nabla \psi \right\rangle_\psi - \langle n_s \rangle_\psi I(\psi) \frac{\langle \mathbf{E} \cdot \mathbf{B} \rangle_\psi}{\langle B^2 \rangle_\psi} \\ & + \left\langle \left\langle \int d^3\mathbf{w} \langle h_s \mathbf{V}_\chi \rangle_{\mathbf{r}} \cdot \nabla \psi \right\rangle_{\text{turb}} \right\rangle_\psi. \end{aligned} \quad (\text{D.10})$$

The first four terms are known from classical and neoclassical theory of collisional transport (compare with equation 37 of [37]) and the final term is the turbulent particle flux. After substitution of (D.10) into (167), the terms containing $\partial\psi/\partial t$ cancel and we obtain (170).

Appendix D.2. Ambipolarity of The Particle Flux

It is well known that in axisymmetric tokamaks the radial particle fluxes are ambipolar, i.e. there is no net radial current [104, 105, 91, 68]. This follows immediately from the $\nabla\psi$ component of the mean Ampère's Law (123) averaged over a flux surface:

$$\langle \mathbf{j} \cdot \nabla\psi \rangle_\psi = \frac{c}{4\pi} \langle (\nabla \times \mathbf{B}) \cdot \nabla\psi \rangle_\psi = \frac{c}{4\pi} \langle \nabla \cdot (\mathbf{B} \times \nabla\psi) \rangle_\psi = 0, \quad (\text{D.11})$$

where we have used the axisymmetric form of the magnetic field, (31).

Since $\mathbf{j} = \sum_s Z_s e n_s \mathbf{U}_s$, to prove that our fluxes are consistent with the constraint (D.11), we multiply (D.2) by $Z_s e$ and sum over species (neglecting the first term because of (D.4)):

$$\begin{aligned} \langle \mathbf{j} \cdot \nabla\psi \rangle_\psi &= \sum_s Z_s e \left\langle n_s \frac{\partial\psi}{\partial t} \right\rangle_\psi + \sum_s \langle c (\mathbf{F}_s \cdot \nabla\phi) R^2 \rangle_\psi \\ &\quad + \sum_s m_s c \left\langle \left\langle \int d^3\mathbf{w} R^2 (\delta\mathbf{a}_s \cdot \nabla\phi) \delta f_s \right\rangle_{\text{turb}} \right\rangle_\psi. \end{aligned} \quad (\text{D.12})$$

The first term in this equation vanishes due to quasineutrality of the plasma and the second term also vanishes because collisions conserve momentum and hence the species-summed friction force must vanish. The third term is

$$\begin{aligned} \sum_s m_s c \left\langle \left\langle \int d^3\mathbf{w} R^2 (\delta\mathbf{a}_s \cdot \nabla\phi) \delta f_s \right\rangle_{\text{turb}} \right\rangle_\psi &= \\ \sum_s Z_s e c \langle R^2 \langle \delta n_s \delta \mathbf{E} \cdot \nabla\phi \rangle_{\text{turb}} \rangle_\psi &+ \langle R^2 \langle \delta \mathbf{j} \times \delta \mathbf{B} \rangle_{\text{turb}} \cdot \nabla\phi \rangle_\psi, \end{aligned} \quad (\text{D.13})$$

where we have used the first line of the expression (156) for $\delta\mathbf{a}_s$. The first term in (D.13) vanishes by quasineutrality and so the only contribution to the radial current is the fluctuating Lorentz torque. But this can be written as the divergence of the Maxwell stress:

$$\langle R^2 \langle \delta \mathbf{j} \times \delta \mathbf{B} \rangle_{\text{turb}} \cdot (\nabla\phi) \rangle_\psi = \frac{1}{4\pi} \left\langle \left\langle \nabla \cdot \left[R^2 \left(\frac{1}{2} \delta B^2 \mathbf{I} - \delta \mathbf{B} \delta \mathbf{B} \right) \cdot \nabla\phi \right] \right\rangle_{\text{turb}} \right\rangle_\psi, \quad (\text{D.14})$$

whereupon we can interchange the divergence with the average over the fluctuations and the right-hand side becomes $O(\epsilon^3 n_s v_{\text{th}s})$.

Thus, the flux-surface-averaged total radial current vanishes to second order, $\langle \mathbf{j} \cdot \nabla\psi \rangle_\psi \sim O(\epsilon^3 n_s v_{\text{th}s} |\nabla\psi|)$. To the next order, the ambipolarity condition becomes equivalent to the conservation of toroidal angular momentum: for a more detailed discussion of how these two effects are connected see [91].

Appendix D.3. Toroidal Angular Momentum Flux

The part of the radial angular momentum flux that we need to calculate is given by (182). Multiplying (D.1) by $(m_s^2 c / 2Z_s e) (R^2 \mathbf{v} \cdot \nabla \phi)^2$ and integrating over \mathbf{w} gives

$$\begin{aligned} & (\nabla \psi) \cdot \mathbf{\Pi}_s \cdot (\nabla \phi) R^2 + m_s n_s \omega(\psi) R^2 \mathbf{U}_s \cdot \nabla \psi = \\ & - \nabla \cdot \left[\int d^3 \mathbf{w} \frac{m_s^2 c}{2Z_s e} (R^2 \mathbf{v} \cdot \nabla \phi)^2 \mathbf{v} F_s \right] - m_s n_s \omega(\psi) R^2 \frac{\partial \psi}{\partial t} \\ & + \int d^3 \mathbf{w} \frac{m_s^2 c}{2Z_s e} (R^2 \mathbf{v} \cdot \nabla \phi)^2 C[F_s] + \left\langle \int d^3 \mathbf{w} \frac{m_s^2 c}{Z_s e} R^4 (\mathbf{v} \cdot \nabla \phi) (\delta \mathbf{a}_s \cdot \nabla \phi) \delta f_s \right\rangle_{\text{turb}}, \end{aligned} \quad (\text{D.15})$$

where we have used axisymmetry and integrated by parts where opportune.

Completely analogously to the calculation of the particle flux in Appendix D.1, we take the flux-surface average of (D.15). The first term becomes

$$\begin{aligned} & \left\langle \nabla \cdot \left[\int d^3 \mathbf{w} \frac{cm_s^2}{2Z_s e} (R^2 \mathbf{v} \cdot \nabla \phi)^2 \mathbf{v} F_s \right] \right\rangle_{\psi} \\ & = \frac{1}{V'} \frac{\partial}{\partial \psi} \left[V' \left\langle \int d^3 \mathbf{w} \frac{cm_s^2}{2Z_s e} (R^2 \mathbf{v} \cdot \nabla \phi)^2 F_s \mathbf{w}_{\perp} \cdot \nabla \psi \right\rangle_{\psi} \right], \end{aligned} \quad (\text{D.16})$$

where we have used (39) to simplify the flux-surface average of the divergence. From (C.22), we can see that we can neglect this term as it is $O(\epsilon^3 n_s T_s R |\nabla \psi|)$. The second term in (D.15) has to do with the motion of the flux surface and will be absorbed into the left-hand side via the definition (167) of Γ_s . We split the third (collisional) term as follows

$$\begin{aligned} & \frac{c}{Z_s e} \left\langle \int d^3 \mathbf{w} \frac{m_s^2}{2} (R^2 \mathbf{v} \cdot \nabla \phi)^2 C[F_s] \right\rangle_{\psi} = \\ & \frac{c}{Z_s e} \left\langle \int d^3 \mathbf{w} \frac{m_s^2}{2} (R^2 \mathbf{w} \cdot \nabla \phi)^2 C[F_s] \right\rangle_{\psi} \\ & + \frac{c}{Z_s e} \left\langle \int d^3 \mathbf{w} m_s^2 R^4 \omega(\psi) (\mathbf{v} \cdot \nabla \phi) C[F_s] \right\rangle_{\psi}, \end{aligned} \quad (\text{D.17})$$

where we have used the fact that the full Landau collision operator conserves particles and so $\int d^3 \mathbf{w} (R^2 \mathbf{u} \cdot \nabla \phi)^2 C[F_s] = 0$. The integrals in the right hand side of (D.17) are calculated in Appendix E: using (E.17) and (E.12), we find

$$\begin{aligned} & \frac{c}{Z_s e} \left\langle \int d^3 \mathbf{w} \frac{1}{2} m_s^2 (R^2 \mathbf{v} \cdot \nabla \phi)^2 C[F_s] \right\rangle_{\psi} = \langle \pi_s^{(\text{cl})} \rangle_{\psi} + \langle \pi_s^{(\text{nc})} \rangle_{\psi} \\ & + m_s \omega(\psi) \left\langle R^2 \int d^3 \mathbf{w} \left(\frac{\mathbf{w} \times \mathbf{b}}{\Omega_s} \cdot \nabla \psi \right) C[F_{0s}] \right\rangle_{\psi} \\ & + m_s \omega(\psi) \int d^3 \mathbf{w} \left\langle w_{\parallel} F_s^{(\text{nc})} \mathbf{b} \cdot \nabla \left[R^2 \frac{I(\psi) w_{\parallel}}{\Omega_s} + R^2 \frac{B R^2 \omega(\psi)}{\Omega_s} \right] \right\rangle_{\psi} \\ & - m_s \omega(\psi) \langle R^2 n_s \rangle_{\psi} \frac{\langle \mathbf{E} \cdot \mathbf{B} \rangle_{\psi}}{\langle B^2 \rangle_{\psi}}. \end{aligned} \quad (\text{D.18})$$

where $\langle \pi_s^{(\text{cl})} \rangle_{\psi}$ and $\langle \pi_s^{(\text{nc})} \rangle_{\psi}$ are given by (185) and (186) respectively.

Finally, we split the term involving the fluctuations as follows

$$\begin{aligned}
& \left\langle \int d^3\mathbf{w} \frac{cm_s^2}{Z_s e} R^4 (\mathbf{v} \cdot \nabla \phi) (\delta \mathbf{a}_s \cdot \nabla \phi) \delta f_s \right\rangle_{\text{turb}} = \\
& - \left\langle \int d^3\mathbf{w} \frac{cm_s^2}{T_s} (\mathbf{v} \cdot \nabla \phi) (\delta \mathbf{a}_s \cdot \nabla \phi) \delta \varphi' F_{0s} \right\rangle_{\text{turb}} \\
& - \left\langle \int d^3\mathbf{w} cm_s R^4 \left\langle (\mathbf{v} \cdot \nabla \phi) \left[\nabla \chi + \frac{1}{c} (\mathbf{w}_\perp \cdot \nabla) \delta \mathbf{A} \right] \cdot (\nabla \phi) h_s \right\rangle_{\mathbf{r}} \right\rangle_{\text{turb}},
\end{aligned} \tag{D.19}$$

where we have used (104) for δf_s and (156) for $\delta \mathbf{a}_s$. The first term in (D.19), due to the Boltzmann response, becomes

$$\begin{aligned}
& - \left\langle \int d^3\mathbf{w} \frac{cm_s^2}{T_s} (\mathbf{v} \cdot \nabla \phi) (\delta \mathbf{a}_s \cdot \nabla \phi) \delta \varphi' F_{0s} \right\rangle_{\text{turb}} = \\
& \left\langle \int d^3\mathbf{w} \frac{Z_s e cm_s}{T_s} (\mathbf{v} \cdot \nabla \phi) (\nabla \phi) \cdot (\nabla \delta \varphi') \delta \varphi' F_{0s} \right\rangle_{\text{turb}} \\
& + \left\langle \int d^3\mathbf{w} \frac{Z_s e m_s}{T_s} (\mathbf{v} \cdot \nabla \phi) [(\nabla \delta \mathbf{A}) \cdot \mathbf{w} - \mathbf{w} \cdot \nabla \delta \mathbf{A}] \cdot (\nabla \phi) \delta \varphi' F_{0s} \right\rangle_{\text{turb}},
\end{aligned} \tag{D.20}$$

where we have used the third line of (156). The first term in this expression is small by the same logic as in (D.7) and the second term vanishes because to lowest order, $\int d^3\mathbf{w} \mathbf{w} F_{0s} = 0$ and $\int d^3\mathbf{w} m_s \mathbf{w} \mathbf{w} F_{0s} = n_s T_s \mathbf{I}$. As in the calculation of the particle flux, the term in (D.19) involving h_s and $\nabla \chi$ can be written in terms of \mathbf{V}_χ :

$$\begin{aligned}
& - \left\langle \int d^3\mathbf{w} cm_s R^4 \langle (\mathbf{v} \cdot \nabla \phi) (\nabla \chi) \cdot (\nabla \phi) h_s \rangle_{\mathbf{r}} \right\rangle_{\text{turb}} = \\
& \left\langle \int d^3\mathbf{w} m_s R^2 \langle (\mathbf{w} \cdot \nabla \phi) h_s \mathbf{V}_\chi \rangle_{\mathbf{r}} \cdot \nabla \psi \right\rangle_{\text{turb}} \\
& + m_s \omega(\psi) R^2 \left\langle \int d^3\mathbf{w} \langle h_s \mathbf{V}_\chi \rangle_{\mathbf{r}} \cdot \nabla \psi \right\rangle_{\text{turb}}.
\end{aligned} \tag{D.21}$$

The final term in (D.19) (involving $\delta \mathbf{A}$) simplifies to

$$\begin{aligned}
& - \left\langle \int d^3\mathbf{w} m_s R^4 \langle (\mathbf{v} \cdot \nabla \phi) (\mathbf{w}_\perp \cdot \nabla \delta \mathbf{A}) \cdot (\nabla \phi) h_s \rangle_{\mathbf{r}} \right\rangle_{\text{turb}} = \\
& - \frac{Z_s e}{c} \left\langle \int d^3\mathbf{w} B R^4 (\delta \mathbf{A} \cdot \nabla \phi) \left\langle (\mathbf{v} \cdot \nabla \phi) \frac{\partial h_s}{\partial \vartheta} \bigg|_{\mathbf{r}, \mathbf{w}_\parallel, \mathbf{w}_\perp} \right\rangle_{\mathbf{r}} \right\rangle_{\text{turb}} = \\
& - \frac{Z_s e}{c} \left\langle \int d^3\mathbf{w} R^2 (\delta \mathbf{A} \cdot \nabla \phi) \langle h_s \mathbf{w}_\perp \rangle_{\mathbf{r}} \right\rangle_{\text{turb}} \cdot \nabla \psi,
\end{aligned} \tag{D.22}$$

where the first equality followed from a manipulation analogous to that in (D.9) and the second equality from integrating by parts with respect to ϑ and using $B R^2 (\partial \mathbf{v} / \partial \vartheta) \cdot \nabla \phi = -\mathbf{w}_\perp \cdot \nabla \psi$ (which follows from (31) and (68)).

Collecting the above results, the flux-surface-average of (D.15) becomes

$$\begin{aligned}
\langle (\nabla\psi) \cdot \mathbf{\Pi}_s \cdot (\nabla\phi) R^2 + m_s \omega(\psi) R^2 \Gamma_s \rangle_\psi &= \langle \pi_s^{(\text{cl})} \rangle_\psi + \langle \pi_s^{(\text{nc})} \rangle_\psi \\
&+ m_s \omega(\psi) \left\langle R^2 \int d^3 \mathbf{w} \left(\frac{\mathbf{w} \times \mathbf{b}}{\Omega_s} \cdot \nabla \psi \right) C[F_{0s}] \right\rangle_\psi \\
&+ m_s \omega(\psi) \int d^3 \mathbf{w} \left\langle w_\parallel F_s^{(\text{nc})} \mathbf{b} \cdot \nabla \left[R^2 \frac{I(\psi) w_\parallel}{\Omega_s} + R^2 \frac{B R^2 \omega(\psi)}{\Omega_s} \right] \right\rangle_\psi \\
&- m_s \omega(\psi) \langle R^2 n_s \rangle_\psi I(\psi) \frac{\langle \mathbf{E} \cdot \mathbf{B} \rangle_\psi}{\langle B^2 \rangle_\psi} \\
&- \left\langle \left\langle \int d^3 \mathbf{w} \frac{Z_s e}{c} R^2 (\delta \mathbf{A} \cdot \nabla \phi) \langle h_s \mathbf{w} \rangle_{\mathbf{r}} \cdot \nabla \psi \right\rangle_{\text{turb}} \right\rangle_\psi \\
&+ \left\langle \left\langle \int d^3 \mathbf{w} m_s R^2 \langle (\mathbf{w} \cdot \nabla \phi) h_s \mathbf{V}_\chi \rangle_{\mathbf{r}} \cdot \nabla \psi \right\rangle_{\text{turb}} \right\rangle_\psi \\
&+ m_s \omega(\psi) \left\langle R^2 \left\langle \int d^3 \mathbf{w} \langle h_s \mathbf{V}_\chi \rangle_{\mathbf{r}} \cdot \nabla \psi \right\rangle_{\text{turb}} \right\rangle_\psi.
\end{aligned} \tag{D.23}$$

This will lead to the final result of Section 8.2 if we split the above expression into the viscous stress $\pi_s^{(\psi\phi)}$, as defined by (184), and the convective momentum flux $m_s \omega(\psi) \langle R^2 \Gamma_s \rangle_\psi$ with $\langle R^2 \Gamma_s \rangle_\psi$ given by (187):

$$\begin{aligned}
\langle (\nabla\psi) \cdot \mathbf{\Pi}_s \cdot (\nabla\phi) R^2 + m_s \omega(\psi) R^2 \Gamma_s \rangle_\psi &= \langle \pi_s^{(\psi\phi)} \rangle_\psi + m_s \omega(\psi) \langle R^2 \Gamma_s \rangle_\psi \\
&- \left\langle (\nabla\psi) \cdot \left\langle \int d^3 \mathbf{w} \langle h_s \mathbf{w} \rangle_{\mathbf{r}} \frac{Z_s e}{c} \delta \mathbf{A} \right\rangle_{\text{turb}} \cdot (\nabla\phi) R^2 \right\rangle_\psi.
\end{aligned} \tag{D.24}$$

Inserting this into (181) then gives (183), where the third term in (D.24) has been grouped together with the Maxwell stress to give the electromagnetic stresses $\pi_{\text{EM}}^{(\psi\phi)}$, defined by (188).

Appendix D.4. Derivation of the Pressure Evolution Equation (194)

In this Appendix, we simplify (190) and take its flux-surface average to derive (194). Equation (190) reads

$$\begin{aligned}
\frac{3}{2} \frac{\partial}{\partial t} n_s T_s + \nabla \cdot \mathbf{Q}_s + Z_s e \left(\nabla \varphi_0 + \frac{1}{c} \frac{\partial \mathbf{A}}{\partial t} \right) \cdot (n_s \mathbf{U}_s) + m_s n_s \mathbf{u} \cdot (\nabla \mathbf{u}) \cdot \mathbf{U}_s \\
+ \mathbf{\Pi}_s : \nabla \mathbf{u} - \left\langle \int d^3 \mathbf{w} m_s \mathbf{w} \cdot \delta \mathbf{a}_s \delta f_s \right\rangle_{\text{turb}} = C_s^{(E)} + S_s^{(E)}.
\end{aligned} \tag{D.25}$$

First, denoting the potential energy of a particle $\Xi_s = Z_s e \varphi_0 - m_s \omega^2(\psi) R^2 / 2$, we observe that

$$\begin{aligned}
\nabla \cdot (\mathbf{Q}_s + \Xi_s n_s \mathbf{U}_s) &= \nabla \cdot \mathbf{Q}_s + n_s \mathbf{U}_s \cdot \nabla \Xi_s - \Xi_s \left(\frac{\partial n_s}{\partial t} - S_s^{(n)} \right) \\
&= \nabla \cdot \mathbf{Q}_s + n_s \mathbf{U}_s \cdot (Z_s e \nabla \varphi_0 + m_s \mathbf{u} \cdot \nabla \mathbf{u}) - R^2 \omega(\psi) (n_s \mathbf{U}_s \cdot \nabla \psi) \frac{d\omega}{d\psi} \\
&\quad - \Xi_s \left(\frac{\partial n_s}{\partial t} - S_s^{(n)} \right),
\end{aligned} \tag{D.26}$$

where we have used the continuity equation (163) to substitute for $\nabla \cdot (n_s \mathbf{U}_s)$. Adding this to (D.25) and cancelling terms where possible gives

$$\begin{aligned} \frac{3}{2} \frac{\partial}{\partial t} n_s T_s + \nabla \cdot (\mathbf{Q}_s + \Xi_s n_s \mathbf{U}_s) = & - [R^2 (\nabla \phi) \cdot \mathbf{P}_s + m_s R^2 \omega(\psi) n_s \mathbf{U}_s] \cdot (\nabla \psi) \frac{d\omega}{d\psi} \\ & - \frac{Z_s e}{c} \frac{\partial \mathbf{A}}{\partial t} \cdot (n_s \mathbf{U}_s) - \Xi_s \left(\frac{\partial n_s}{\partial t} - S_s^{(n)} \right) + C_s^{(E)} + S_s^{(E)} \\ & + \left\langle \int d^3 \mathbf{w} m_s \mathbf{w} \cdot \delta \mathbf{a}_s \delta f_s \right\rangle_{\text{turb}}. \end{aligned} \quad (\text{D.27})$$

Before we work on simplifying the right-hand side, it is convenient to subtract $\nabla \cdot [(n_s T_s + Z_s e \varphi_0) \mathbf{V}_\psi]$, where \mathbf{V}_ψ is the velocity of the flux surfaces given by (44), from both sides of this equation. Then our pressure evolution equation becomes

$$\begin{aligned} \frac{3}{2} \frac{\partial}{\partial t} n_s T_s + \nabla \cdot [\mathbf{Q}_s + \Xi_s n_s \mathbf{U}_s - (n_s T_s + Z_s e \varphi_0) \mathbf{V}_\psi] = & \\ & - [R^2 (\nabla \phi) \cdot \mathbf{P}_s + m_s R^2 \omega(\psi) n_s \mathbf{U}_s] \cdot (\nabla \psi) \frac{d\omega}{d\psi} \\ & - \frac{Z_s e}{c} \frac{\partial \mathbf{A}}{\partial t} \cdot (n_s \mathbf{U}_s) - \Xi_s \left(\frac{\partial n_s}{\partial t} - S_s^{(n)} \right) + C_s^{(E)} + S_s^{(E)} \\ & - \nabla \cdot [(n_s T_s + Z_s e \varphi_0) \mathbf{V}_\psi] + \left\langle \int d^3 \mathbf{w} m_s \mathbf{w} \cdot \delta \mathbf{a}_s \delta f_s \right\rangle_{\text{turb}}. \end{aligned} \quad (\text{D.28})$$

Appendix D.4.1. Turbulent Heating. Let us first work out the turbulent contribution to (D.28) – the last term on the right-hand side. Using the third line of (156) to express $\delta \mathbf{a}_s$, we can write it as follows

$$\begin{aligned} \left\langle \int d^3 \mathbf{w} m_s \mathbf{w} \cdot \delta \mathbf{a}_s \delta f_s \right\rangle_{\text{turb}} = & -Z_s e \left\langle \int d^3 \mathbf{w} (\mathbf{w} \cdot \nabla \delta \varphi') \delta f_s \right\rangle_{\text{turb}} \\ & - \frac{Z_s e}{c} \left\langle \int d^3 \mathbf{w} \delta f_s (\mathbf{w} \cdot \nabla \mathbf{u}) \cdot \delta \mathbf{A} + \int d^3 \mathbf{w} \delta f_s \left(\frac{\partial}{\partial t} + \mathbf{u} \cdot \nabla \right) \mathbf{w} \cdot \delta \mathbf{A} \right\rangle_{\text{turb}}. \end{aligned} \quad (\text{D.29})$$

The first term of (D.29) can be rewritten by observing that

$$\begin{aligned} \left\langle \int d^3 \mathbf{w} (\mathbf{w} \cdot \nabla \delta \varphi') \delta f_s \right\rangle_{\text{turb}} = & \\ \left\langle \int d^3 \mathbf{w} \nabla \cdot (\mathbf{w} \delta \varphi' \delta f_s) - \int d^3 \mathbf{w} \delta \varphi' w_{\parallel} \mathbf{b} \cdot \nabla \delta f_s - \int d^3 \mathbf{w} \delta \varphi' \mathbf{w}_{\perp} \cdot \nabla \delta f_s \right\rangle_{\text{turb}}. \end{aligned} \quad (\text{D.30})$$

Estimating the size of terms in this expression, we notice that we require δf_s correct to $O(\epsilon^2 f_s)$ only in the last term, as the first term is an exact divergence and the second contains a small parallel derivative so in them we only need the first-order part of δf_s given by (104). We evaluate the last term by using (162): multiplying it by $\delta \varphi'$ and integrating over all velocities, we find

$$\int d^3 \mathbf{w} \delta \varphi' \mathbf{w}_{\perp} \cdot \nabla \delta f_s = - \int d^3 \mathbf{w} \delta \varphi' \left(\frac{\partial}{\partial t} + \mathbf{u} \cdot \nabla \right) \delta f_s - \int d^3 \mathbf{w} \delta \varphi' w_{\parallel} \mathbf{b} \cdot \nabla \delta f_s, \quad (\text{D.31})$$

where on the right-hand side we now only require δf_s correct to $O(\epsilon f_s)$ to calculate the left-hand side to $O(\epsilon^3 \Omega_s n_s T_s / e)$. Substituting (D.31) into (D.30) and then (D.30) into (D.29) gives

$$\left\langle \int d^3 \mathbf{w} m_s \mathbf{w} \cdot \delta \mathbf{a}_s \delta f_s \right\rangle_{\text{turb}} = -Z_s e \left\langle \int d^3 \mathbf{w} \nabla \cdot (\mathbf{w} \delta \varphi' \delta f_s) + \frac{1}{c} \delta f_s \mathbf{w} \cdot (\nabla \mathbf{u}) \cdot \delta \mathbf{A} - \delta f_s \left(\frac{\partial}{\partial t} + \mathbf{u} \cdot \nabla \right) \chi \right\rangle_{\text{turb}}, \quad (\text{D.32})$$

where we have used $\chi = \delta \varphi' - \mathbf{w} \cdot \delta \mathbf{A} / c$ and the fact that $(\partial / \partial t + \mathbf{u} \cdot \nabla) \langle \chi \delta f_s \rangle_{\text{turb}} = O(\epsilon^3 \Omega_s \chi \delta f_s)$, so it can be neglected as it is the convective derivative of a mean quantity. We expand δf_s in the right-hand side of (D.32) by using the decomposition (104) of δf_s into the Boltzmann response and the gyrokinetic distribution function:

$$\begin{aligned} \left\langle \int d^3 \mathbf{w} m_s \mathbf{w} \cdot \delta \mathbf{a}_s \delta f_s \right\rangle_{\text{turb}} = & -Z_s e \left\langle \int d^3 \mathbf{w} \nabla \cdot (\delta \varphi' \langle \mathbf{w} h_s \rangle_{\mathbf{r}}) + \frac{1}{c} \langle h_s \mathbf{w} \rangle_{\mathbf{r}} \cdot (\nabla \mathbf{u}) \cdot \delta \mathbf{A} \right\rangle_{\text{turb}} \\ & + Z_s e \left\langle \int d^3 \mathbf{w} \left\langle h_s \left(\frac{\partial}{\partial t} + \mathbf{u} \cdot \nabla \right) \chi \right\rangle_{\mathbf{r}} \right\rangle_{\text{turb}}, \end{aligned} \quad (\text{D.33})$$

where we have used $\int d^3 \mathbf{w} \mathbf{w} F_{0s} = 0$ and the fact that $(\partial / \partial t + \mathbf{u} \cdot \nabla) \langle \delta \varphi'^2 \rangle_{\text{turb}} = O(\epsilon^3 \Omega_s \delta \varphi'^2)$ to eliminate the terms arising from the Boltzmann response. Next, we use (A.15) and (A.18) to work out the term in (D.33) involving $\nabla \mathbf{u}$ and find the following expression for the turbulent contribution to (D.28):

$$\begin{aligned} \left\langle \int d^3 \mathbf{w} m_s (\mathbf{w} \cdot \delta \mathbf{a}_s) \delta f_s \right\rangle_{\text{turb}} = & -Z_s e \nabla \cdot \left\langle \int d^3 \mathbf{w} (\delta \varphi' \langle \mathbf{w} h_s \rangle_{\mathbf{r}}) \right\rangle_{\text{turb}} \\ & - \frac{Z_s e}{c} \omega(\psi) \left\langle \int d^3 \mathbf{w} \langle h_s \mathbf{w} \rangle_{\mathbf{r}} \cdot (\delta \mathbf{A} \times \nabla z) \right\rangle_{\text{turb}} \\ & - \frac{Z_s e}{c} \left\langle \int d^3 \mathbf{w} R^2 (\delta \mathbf{A} \cdot \nabla \phi) \langle h_s \mathbf{w} \rangle_{\mathbf{r}} \cdot \nabla \psi \right\rangle_{\text{turb}} \frac{d\omega}{d\psi} \\ & + Z_s e \left\langle \int d^3 \mathbf{w} \left\langle h_s \left(\frac{\partial}{\partial t} + \mathbf{u} \cdot \nabla \right) \chi \right\rangle_{\mathbf{r}} \right\rangle_{\text{turb}}. \end{aligned} \quad (\text{D.34})$$

Averaging this over a flux surface, we have

$$\begin{aligned} \left\langle \left\langle \int d^3 \mathbf{w} m_s (\mathbf{w} \cdot \delta \mathbf{a}_s) \delta f_s \right\rangle_{\text{turb}} \right\rangle_{\psi} = & -\frac{1}{V'} \frac{\partial}{\partial \psi} V' \left\langle \left\langle \int d^3 \mathbf{w} Z_s e \delta \varphi' \langle h_s \mathbf{w} \rangle_{\mathbf{r}} \cdot \nabla \psi \right\rangle_{\text{turb}} \right\rangle_{\psi} + P_s^{\text{turb}} \\ & - \frac{Z_s e}{c} \left\langle \left\langle \int d^3 \mathbf{w} R^2 (\delta \mathbf{A} \cdot \nabla \phi) \langle h_s \mathbf{w} \rangle_{\mathbf{r}} \cdot \nabla \psi \right\rangle_{\text{turb}} \right\rangle_{\psi} \frac{d\omega}{d\psi}, \end{aligned} \quad (\text{D.35})$$

where we have used (39) for the flux-surface average of a divergence and the definition (204) of P_s^{turb} . When we average (D.28) over a flux surface in Appendix D.4.6 we will collect the first term in (D.35) together with all other divergences to form the heat flux

and the final term will cancel with part of the turbulent viscous heating, as we will show momentarily.

Appendix D.4.2. Viscous Heating. Next, let us handle the viscous heating – the first term on the right-hand side of (D.28). Flux-surface averaging this term, we have

$$\begin{aligned}
& - \left\langle \left[R^2 (\nabla \phi) \cdot \mathbf{n}_s + m_s R^2 \omega(\psi) n_s \mathbf{U}_s \right] \cdot (\nabla \psi) \right\rangle_\psi \frac{d\omega}{d\psi} \\
& = - \left[\left\langle (\nabla \psi) \cdot \mathbf{n}_s \cdot (\nabla \phi) R^2 \right\rangle_\psi + m_s \omega(\psi) \left\langle R^2 \Gamma_s \right\rangle_\psi \right] \frac{d\omega}{d\psi} \\
& \quad + m_s \omega(\psi) \left\langle R^2 n_s \frac{\partial \psi}{\partial t} \right\rangle_\psi \frac{d\omega}{d\psi} \\
& = P_s^{\text{visc}} + \left\langle (\nabla \psi) \cdot \left\langle \int d^3 \mathbf{w} \langle h_s \mathbf{w} \rangle_r \frac{Z_s e}{c} \delta \mathbf{A} \right\rangle_{\text{turb}} \cdot (\nabla \phi) R^2 \right\rangle_\psi \frac{d\omega}{d\psi} \\
& \quad + m_s \omega(\psi) \left\langle R^2 n_s \frac{\partial \psi}{\partial t} \right\rangle_\psi \frac{d\omega}{d\psi},
\end{aligned} \tag{D.36}$$

where we have used the definition (167) of Γ_s , then substituted for the first two terms inside the brackets from (D.24), and finally introduced P_s^{visc} as defined by (197). The term involving $\delta \mathbf{A}$ is precisely the same as the last term of (D.35) with the opposite sign, as promised at the end of Appendix D.4.1. The last term in (D.36) will cancel a similar term appearing in the expression for the potential energy exchange in Appendix D.4.5.

Appendix D.4.3. Ohmic Heating. We now deal with the term in (D.28) involving $\partial \mathbf{A} / \partial t$. Using (C.12) to express $n_s \mathbf{U}_s$ and $\mathbf{A} \cdot \nabla \phi = \psi / R^2$ (see (32)), we have

$$\begin{aligned}
& - \frac{Z_s e}{c} \frac{\partial \mathbf{A}}{\partial t} \cdot (n_s \mathbf{U}_s) = \\
& \quad - \frac{\partial \psi}{\partial t} n_s \left[T_s \frac{d \ln N_s}{d\psi} + (\Xi_s + T_s) \frac{d \ln T_s}{d\psi} + m_s R^2 \omega(\psi) \frac{d\omega}{d\psi} \right] \\
& \quad + K_s(\psi) (\mathbf{E} + \nabla \varphi) \cdot \mathbf{B},
\end{aligned} \tag{D.37}$$

where we have used the definition of \mathbf{E} in terms of \mathbf{A} and φ . Taking the flux-surface average of this equation, we find that

$$\begin{aligned}
& - \frac{Z_s e}{c} \left\langle \frac{\partial \mathbf{A}}{\partial t} \cdot (n_s \mathbf{U}_s) \right\rangle_\psi = \\
& \quad - \left\langle \frac{\partial \psi}{\partial t} n_s \left[T_s \frac{d \ln N_s}{d\psi} + (\Xi_s + T_s) \frac{d \ln T_s}{d\psi} + m_s R^2 \omega(\psi) \frac{d\omega}{d\psi} \right] \right\rangle_\psi + P_s^{\text{Ohm}},
\end{aligned} \tag{D.38}$$

where we have used (40) to show that $\langle \mathbf{B} \cdot \nabla \varphi \rangle_\psi = 0$ and P_s^{Ohm} is defined by (198). We will show, momentarily, that the terms involving $\partial \psi / \partial t$ cancel with identical terms in the expression for the compressional heating.

Appendix D.4.4. Compressional Heating Due to Motion of Flux Surfaces. We simplify the compressional heating due to \mathbf{V}_ψ , i.e., the $\nabla \cdot [(n_s T_s + Z_s e \varphi_0) \mathbf{V}_\psi]$ term in (D.28), as follows. Using (96) to express n_s , we take the divergence explicitly to find

$$\begin{aligned} -\nabla \cdot [(n_s T_s + Z_s e n_s \varphi_0) \mathbf{V}_\psi] &= -n_s T_s \nabla \cdot \mathbf{V}_\psi \\ &+ \frac{\partial \psi}{\partial t} n_s \left[T_s \frac{d \ln N_s}{d\psi} + (\Xi_s + T_s) \frac{d \ln T_s}{d\psi} + m_s R^2 \omega(\psi) \frac{d\omega}{d\psi} \right] \\ &- Z_s e \varphi_0 (\mathbf{V}_\psi \cdot \nabla n_s + n_s \nabla \cdot \mathbf{V}_\psi) - \frac{1}{2} m_s n_s \omega^2(\psi) \mathbf{V}_\psi \cdot \nabla R^2. \end{aligned} \quad (\text{D.39})$$

where we have used $\mathbf{V}_\psi \cdot \nabla \psi = -\partial \psi / \partial t$. We now average this over a flux surface and use the definition (200) of P_s^{comp} to obtain

$$\begin{aligned} -\langle \nabla \cdot [(n_s T_s + Z_s e n_s \varphi_0) \mathbf{V}_\psi] \rangle_\psi &= P_s^{\text{comp}} \\ &+ \left\langle \frac{\partial \psi}{\partial t} n_s \left[T_s \frac{d \ln N_s}{d\psi} + (\Xi_s + T_s) \frac{d \ln T_s}{d\psi} + m_s R^2 \omega(\psi) \frac{d\omega}{d\psi} \right] \right\rangle_\psi \\ &- \langle Z_s e \varphi_0 (\mathbf{V}_\psi \cdot \nabla n_s + n_s \nabla \cdot \mathbf{V}_\psi) \rangle_\psi - \frac{1}{2} m_s \omega^2(\psi) \langle n_s \mathbf{V}_\psi \cdot \nabla R^2 \rangle_\psi. \end{aligned} \quad (\text{D.40})$$

When this is substituted back into (D.28) in Appendix D.4.6, the second line will cancel exactly with the similar term in (D.38) and the last line will cancel with terms from P_s^{pot} – as we shall see in the next section.

Appendix D.4.5. Heating Due to Exchange between Potential and Thermal Energy. We now handle the terms on the right-hand side of (D.28) involving Ξ_s . Averaging them over a flux surface, we have

$$-\left\langle \Xi_s \left(\frac{\partial n_s}{\partial t} - S_s^{(n)} \right) \right\rangle_\psi = -\left\langle \left(Z_s e \varphi_0 - \frac{1}{2} m_s \omega^2(\psi) R^2 \right) \left(\frac{\partial n_s}{\partial t} - S_s^{(n)} \right) \right\rangle_\psi. \quad (\text{D.41})$$

We wish to relate this to P_s^{pot} defined by (201). Using (45), we can show that

$$\begin{aligned} &\left\langle \frac{1}{2} m_s \omega^2(\psi) R^2 \frac{\partial n_s}{\partial t} \right\rangle_\psi \\ &= \frac{1}{2} m_s \omega^2(\psi) \left(\frac{1}{V'} \frac{\partial}{\partial t} \Big|_\psi V' \langle R^2 n_s \rangle_\psi + \frac{1}{V'} \frac{\partial}{\partial \psi} V' \left\langle R^2 n_s \frac{\partial \psi}{\partial t} \right\rangle_\psi \right) \\ &= \frac{\omega^2(\psi)}{2V'} \frac{\partial}{\partial t} \Big|_\psi V' m_s \langle R^2 n_s \rangle_\psi + \frac{1}{V'} \frac{\partial}{\partial \psi} V' \frac{1}{2} m_s \omega^2(\psi) \left\langle R^2 n_s \frac{\partial \psi}{\partial t} \right\rangle_\psi \\ &\quad - m_s \omega(\psi) \left\langle R^2 n_s \frac{\partial \psi}{\partial t} \right\rangle_\psi \frac{d\omega}{d\psi}. \end{aligned} \quad (\text{D.42})$$

Substituting (D.42) back into (D.41), we have

$$\begin{aligned} -\left\langle \Xi_s \left(\frac{\partial n_s}{\partial t} - S_s^{(n)} \right) \right\rangle_\psi &= -\left\langle Z_s e \varphi_0 \frac{\partial n_s}{\partial t} \right\rangle_\psi + \frac{\omega^2(\psi)}{2V'} \frac{\partial}{\partial t} \Big|_\psi V' m_s \langle R^2 n_s \rangle_\psi \\ &+ \frac{1}{V'} \frac{\partial}{\partial \psi} V' \frac{1}{2} m_s \omega^2(\psi) \left\langle R^2 n_s \frac{\partial \psi}{\partial t} \right\rangle_\psi - m_s \omega(\psi) \left\langle R^2 n_s \frac{\partial \psi}{\partial t} \right\rangle_\psi \frac{d\omega}{d\psi} \\ &+ \left\langle \left(Z_s e \varphi_0 - \frac{1}{2} m_s \omega^2(\psi) R^2 \right) S_s^{(n)} \right\rangle_\psi. \end{aligned} \quad (\text{D.43})$$

Using (201) for P_s^{pot} , we obtain

$$\begin{aligned}
-\left\langle \Xi_s \left(\frac{\partial n_s}{\partial t} - S_s^{(n)} \right) \right\rangle_\psi &= P_s^{\text{pot}} + \frac{1}{V'} \frac{\partial}{\partial \psi} V' \frac{1}{2} m_s \omega^2(\psi) \left\langle R^2 n_s \frac{\partial \psi}{\partial t} \right\rangle_\psi \\
&+ \langle Z_s e \varphi_0 (\mathbf{V}_\psi \cdot \nabla n_s + n_s \nabla \cdot \mathbf{V}_\psi) \rangle_\psi + \frac{1}{2} m_s \omega^2(\psi) \langle n_s \mathbf{V}_\psi \cdot \nabla R^2 \rangle_\psi \\
&- m_s \omega(\psi) \left\langle R^2 n_s \frac{\partial \psi}{\partial t} \right\rangle_\psi \frac{d\omega}{d\psi}.
\end{aligned} \tag{D.44}$$

When we substitute this into the flux-surface average of (D.28), the last term will cancel with the corresponding term in (D.36) and the entire second line of (D.44) will cancel with the third line of (D.40). The second term (D.44) will be absorbed into the definition (195) of the heat flux.

Appendix D.4.6. The Flux-Surface-Averaged Pressure Evolution Equation. Taking the flux-surface average of (D.28) and using (39), (45), (D.35), (D.36), (D.38), (D.40) and (D.44), we obtain (194). In (194), we have grouped the divergences from (D.28) together with the first term in (D.35) and the second term in (D.44) to get the divergence of the total heat flux as defined by (195). The explicit expression (196) for the heat flux is calculated in the next Appendix.

Appendix D.5. Derivation of (196): The Heat Flux

The part of the heat flux that remains to be calculated is the first term in (195), “the heat flux proper”. By exactly the same procedure as the one employed to derive (168) and (182) for the particle and momentum fluxes, we can write

$$\mathbf{Q}_s \cdot \nabla \psi = \int d^3 \mathbf{w} \frac{1}{2} m_s w^2 R^2 B (\mathbf{v} \cdot \nabla \phi) \frac{\partial F_s}{\partial \vartheta}. \tag{D.45}$$

In order calculate this, we multiply (D.1) by $(m_s^2 c / 2 Z_s e) w^2 R^2 \mathbf{v} \cdot \nabla \phi$, integrate over all velocities, and find

$$\begin{aligned}
\mathbf{Q}_s \cdot \nabla \psi &= -\frac{m_s c}{Z_s e} [\nabla \cdot (\mathbf{H}_s + \mathbf{u} \mathbf{Q}_s)] \cdot (\nabla \phi) R^2 - \frac{m_s c}{Z_s e} \omega(\psi) R^2 \nabla \cdot \mathbf{Q}_s \\
&- m_s c R^2 (\nabla \phi) \cdot (\mathbf{\Pi}_s + m_s n_s \mathbf{u} \mathbf{U}_s) \cdot \nabla \varphi_0 - \frac{5}{2} m_s n_s T_s \frac{\partial \psi}{\partial t} \\
&- \frac{m_s c}{Z_s e} R^2 (\nabla \phi) \cdot (\mathbf{\Pi}_s + m_s n_s \mathbf{u} \mathbf{U}_s) \cdot (\mathbf{u} \cdot \nabla \mathbf{u}) - \frac{m_s c}{Z_s e} (\mathbf{Q}_s \cdot \nabla \mathbf{u}) \cdot (\nabla \phi) R^2 \\
&+ \frac{c}{Z_s e} (\mathbf{G}_s \cdot \nabla \phi) R^2 + \left\langle \int d^3 \mathbf{w} \frac{m_s^2 c}{2 Z_s e} w^2 R^2 (\delta \mathbf{a}_s \cdot \nabla \phi) \delta f_s \right\rangle_{\text{turb}} \\
&+ \left\langle \int d^3 \mathbf{w} \frac{m_s^2 c}{Z_s e} R^2 (\mathbf{v} \cdot \nabla \phi) \mathbf{w} \cdot \delta \mathbf{a}_s \delta f_s \right\rangle_{\text{turb}},
\end{aligned} \tag{D.46}$$

where

$$\mathbf{H}_s = \int d^3 \mathbf{w} \frac{m_s w^2}{2} \mathbf{w} \mathbf{w} F_s \tag{D.47}$$

is the “kinetic-energy-weighted stress tensor” and

$$\mathbf{G}_s = \frac{1}{2} \int d^3\mathbf{w} m_s^2 w^2 \mathbf{v} C[F_s] \quad (\text{D.48})$$

is the “collisional heat friction.” In (D.46), we have dropped the following term:

$$\begin{aligned} & - \int d^3\mathbf{w} \frac{m_s^2 c}{Z_s e} R^2 (\mathbf{v} \cdot \nabla \phi) (\mathbf{w} \cdot \nabla \mathbf{u}) \cdot \mathbf{w} F_s \\ & = - \frac{m_s^2 c}{Z_s e} R^4 \frac{d\omega}{d\psi} \int d^3\mathbf{w} (\mathbf{w} \cdot \nabla \phi) (\mathbf{v} \cdot \nabla \phi) (\mathbf{w}_\perp \cdot \nabla \psi) F_s, \end{aligned} \quad (\text{D.49})$$

which is $O(\epsilon^3 n_s v_{\text{th}s} T_s |\nabla \psi|)$ by virtue of (C.22) and, therefore, negligible.

Since, from (156), it follows that $(m_s/Z_s e) \mathbf{w} \cdot \delta \mathbf{a}_s = -\mathbf{w}_\perp \cdot \nabla \delta \varphi' + O((B/c) \epsilon^2 v_{\text{th}s}^2)$ the last term of (D.46) is

$$\begin{aligned} & \frac{m_s^2 c}{Z_s e} R^2 \left\langle \int d^3\mathbf{w} (\mathbf{v} \cdot \nabla \phi) \mathbf{w} \cdot \delta \mathbf{a}_s \delta f_s \right\rangle_{\text{turb}} \\ & = -m_s c R^2 \left\langle \int d^3\mathbf{w} \langle (\mathbf{v} \cdot \nabla \phi) (\mathbf{w}_\perp \cdot \nabla \delta \varphi') h_s \rangle_{\mathbf{r}} \right\rangle_{\text{turb}} \\ & \quad + \frac{Z_s e m_s c}{2 T_s} R^2 \int d^3\mathbf{w} (\mathbf{v} \cdot \nabla \phi) \mathbf{w}_\perp \cdot \nabla \langle \delta \varphi'^2 \rangle_{\text{turb}} F_{0s} \\ & = -Z_s e \left\langle \int d^3\mathbf{w} \delta \varphi' \langle h_s \mathbf{w}_\perp \rangle_{\mathbf{r}} \right\rangle_{\text{turb}} \cdot \nabla \psi + O(\epsilon^3 n_s T_s v_{\text{th}s} |\nabla \psi|), \end{aligned} \quad (\text{D.50})$$

where we have used the decomposition (104) of δf_s and the second equality is derived in the same way as (D.22). Using this result and adding the mean potential energy flux, $\Xi_s = Z_s e \varphi_0 - m_s \omega^2(\psi) R^2/2$ times (D.2), to (D.46), we get

$$\begin{aligned} & \left(\mathbf{Q}_s + \Xi_s n_s \mathbf{U}_s + Z_s e \left\langle \int d^3\mathbf{w} \delta \varphi' \langle h_s \mathbf{w} \rangle_{\mathbf{r}} \right\rangle_{\text{turb}} \right) \cdot \nabla \psi = \\ & - \frac{c}{Z_s e} \nabla \cdot [m_s (\mathbf{H}_s \cdot \nabla \phi) R^2 + \Xi_s (\mathbf{P}_s \cdot \nabla \phi) R^2 + \omega(\psi) R^2 \Xi_s n_s \mathbf{U}_s + \omega(\psi) R^2 \mathbf{Q}_s] \\ & - \left(\frac{5}{2} T_s + \Xi_s \right) n_s \frac{\partial \psi}{\partial t} + \frac{c}{Z_s e} (\mathbf{G}_s + \Xi_s \mathbf{F}_s) \cdot (\nabla \phi) R^2 \\ & + \frac{c}{Z_s e} \left\langle \int d^3\mathbf{w} \varepsilon_s R^2 (\delta \mathbf{a}_s \cdot \nabla \phi) \delta f_s \right\rangle_{\text{turb}}, \end{aligned} \quad (\text{D.51})$$

where \mathbf{F}_s is the collisional friction force defined by (D.3). Taking the flux-surface average of (D.51), we obtain

$$\begin{aligned} & \left\langle \left(\mathbf{Q}_s + \Xi_s n_s \mathbf{U}_s + Z_s e \left\langle \int d^3\mathbf{w} \delta \varphi' \langle h_s \mathbf{w} \rangle_{\mathbf{r}} \right\rangle_{\text{turb}} \right) \cdot \nabla \psi \right\rangle_\psi = \\ & - \left\langle \left(\frac{5}{2} T_s + \Xi_s \right) n_s \frac{\partial \psi}{\partial t} \right\rangle_\psi + \frac{c}{Z_s e} \langle (\mathbf{G}_s + \Xi_s \mathbf{F}_s) \cdot (\nabla \phi) R^2 \rangle_\psi \\ & + \left\langle \left\langle \int d^3\mathbf{w} \varepsilon_s \langle h_s \mathbf{V}_\chi \rangle_{\mathbf{r}} \cdot \nabla \psi \right\rangle_{\text{turb}} \right\rangle_\psi, \end{aligned} \quad (\text{D.52})$$

where we have used (C.25) and (C.22) to demonstrate that the flux-surface average of a divergence (the first term on the right-hand side of (D.51)) is negligible (a similar

argument to the one that led to the neglect of (D.4)) and by exactly the same procedure as for the particle flux written the fluctuating heat flux in terms of h_s and \mathbf{V}_χ (see (D.7) and (D.8)). The collisional terms are calculated in Appendix E.1 (see (E.15)):

$$\begin{aligned} \frac{c}{Z_s e} \langle (\mathbf{G}_s + \Xi_s \mathbf{F}_s) \cdot (\nabla \phi) R^2 \rangle_\psi = \\ \left\langle \int d^3 \mathbf{w} \varepsilon_s \left(\frac{\mathbf{w} \times \mathbf{b}}{\Omega_s} \cdot \nabla \psi \right) C[F_{0s}] \right\rangle_\psi \\ + \left\langle \int d^3 \mathbf{w} \varepsilon_s F_s^{(\text{nc})} \mathbf{V}_{Ds} \cdot \nabla \psi \right\rangle_\psi - I(\psi) \left\langle n_s \left(\frac{5T_s}{2} + \Xi_s \right) \right\rangle_\psi \frac{\langle \mathbf{E} \cdot \mathbf{B} \rangle_\psi}{\langle B^2 \rangle_\psi}. \end{aligned} \quad (\text{D.53})$$

Finally, we substitute (D.53) into (D.52) and then (D.52) into (195) to find the desired result (196).

Appendix E. Collisional Transport

In Appendix D, we derived explicit forms for the particle, momentum and heat fluxes. A term due to collisions on the mean distribution function F_s appeared in each of these fluxes and had to be expressed in terms of F_{0s} , $F_s^{(\text{nc})}$, and $\langle \mathbf{E} \cdot \mathbf{B} \rangle_\psi$ (see (D.5), (D.18), and (D.53)). In this Appendix, we detail the relevant derivations.

In these derivations, we will need to be able to replace $\langle C[F_s] \rangle_{\mathbf{r}}$ by $\langle \langle C[F_s] \rangle_{\mathbf{R}} \rangle_{\mathbf{r}}$. Let us prove that this is legitimate for a general function g . Taking the perpendicular spatial average of (A.3), we find that the first term on the right-hand side vanishes to lowest order because it is a divergence, and we get

$$\left\langle \left. \frac{\partial g}{\partial \vartheta} \right|_{\mathbf{R}_s, \varepsilon_s, \mu_s} \right\rangle_{\perp} = \left\langle \left. \frac{\partial g}{\partial \vartheta} \right|_{\mathbf{r}, w_{\parallel}, w_{\perp}} \right\rangle_{\perp} + O(\epsilon g), \quad (\text{E.1})$$

which we can gyroaverage at constant \mathbf{r} to find

$$\left\langle \left\langle \left. \frac{\partial g}{\partial \vartheta} \right|_{\mathbf{R}_s, \varepsilon_s, \mu_s} \right\rangle_{\perp} \right\rangle_{\mathbf{r}} = O(\epsilon g). \quad (\text{E.2})$$

Since any function $g(\mathbf{r}, \mathbf{w})$ can be written as $g = \langle g \rangle_{\mathbf{R}} + \partial G / \partial \vartheta|_{\mathbf{R}_s}$ for some G , we have, using (E.2),

$$\langle \langle \langle g \rangle_{\mathbf{R}} \rangle_{\perp} \rangle_{\mathbf{r}} = \langle \langle g \rangle_{\perp} \rangle_{\mathbf{r}} - \left\langle \left\langle \left. \frac{\partial G}{\partial \vartheta} \right|_{\mathbf{R}_s} \right\rangle_{\perp} \right\rangle_{\mathbf{r}} = \langle \langle g \rangle_{\perp} \rangle_{\mathbf{r}} + O(\epsilon g). \quad (\text{E.3})$$

If g is a mean quantity, then the perpendicular averages have no effect ($\langle g \rangle_{\perp} = g$) and we obtain

$$\langle \langle g \rangle_{\mathbf{R}} \rangle_{\mathbf{r}} = \langle g \rangle_{\mathbf{r}} + O(\epsilon g). \quad (\text{E.4})$$

Therefore,

$$\langle C[F_s] \rangle_{\mathbf{r}} = \langle \langle C[F_s] \rangle_{\mathbf{R}} \rangle_{\mathbf{r}} \quad (\text{E.5})$$

to lowest order in ϵ .

Appendix E.1. Collisional Fluxes

There are three collisional fluxes to calculate, the particle flux, the convective angular momentum flux and the heat flux resulting in the collisional contributions to (170), (187) and (196) or, within Appendix D, (D.5), (D.17), and (D.53); we handle the collisional viscous stress, the first term in (D.17), separately in Appendix E.2. As can be seen from (D.2), (D.17), and (D.46), all these fluxes can be written in the form

$$\frac{m_s c}{Z_s e} \int d^3 \mathbf{w} g(\mathbf{r}, \varepsilon_s) (\mathbf{v} \cdot \nabla \phi) R^2 C[F_s], \quad (\text{E.6})$$

where $g = 1$ for the particle flux, $g = m_s R^2 \omega(\psi)$ for the convective angular momentum flux, and $g = \varepsilon_s$ for the heat flux. The calculation proceeds almost identically for each of these, and so we shall perform the calculation for the particle flux, highlighting the one point where the calculations diverge, and state the results for the other two fluxes at the end of this section.

We start from the expression (D.3) for the collisional friction force,

$$\mathbf{F}_s = \int d^3 \mathbf{w} m_s \mathbf{v} C[F_s] = \int d^3 \mathbf{w} m_s (w_{\parallel} \mathbf{b} + \mathbf{u}) \langle C[F_s] \rangle_{\mathbf{r}} + \int d^3 \mathbf{w} m_s \langle \mathbf{w}_{\perp} C[F_s] \rangle_{\mathbf{r}}, \quad (\text{E.7})$$

where we have split \mathbf{v} into its gyroaverage, $w_{\parallel} \mathbf{b} + \mathbf{u}$, and its gyrophase-dependent part \mathbf{w}_{\perp} (the term involving \mathbf{u} is kept in order to maintain the symmetry between the three flux calculations despite the fact that it vanishes identically for the particle flux). The second term, the perpendicular friction, gives rise to the so-called “classical” collisional fluxes, whilst the first term gives rise to the “neoclassical” ones [47]. In the perpendicular friction, we can expand F_s via (103), (113), (114) and (118) to find

$$\begin{aligned} \int d^3 \mathbf{w} m_s \langle \mathbf{w}_{\perp} C[F_s] \rangle_{\mathbf{r}} &= \int d^3 \mathbf{w} m_s \langle \mathbf{w}_{\perp} (C[F_{0s}] + C_L[F_{1s}^* + F_s^{(\text{nc})}]) \rangle_{\mathbf{r}} \\ &= \int d^3 \mathbf{w} m_s \langle \mathbf{w}_{\perp} C[F_{0s}] \rangle_{\mathbf{r}}, \end{aligned} \quad (\text{E.8})$$

where we have used the fact that the linearised collision operator acting on a gyrophase-independent function is also gyrophase-independent (the neoclassical distribution functions only depend on the gyrophase via their slow dependence on \mathbf{R}_s , which can be replaced by \mathbf{r} in (E.8) to the order we require). Thus, we are left only with the perpendicular friction associated with the equilibrium distribution function (105). We remind the reader that F_{0s} is only a Maxwellian to lowest order, so $C[F_{0s}]$ will be $\mathcal{O}(\epsilon^2 \Omega_s F_{0s})$.

Considering now the neoclassical friction force, we have

$$\begin{aligned} &\int d^3 \mathbf{w} m_s (w_{\parallel} \mathbf{b} + \mathbf{u}) \langle C[F_s] \rangle_{\mathbf{r}} \\ &= \int d^3 \mathbf{w} m_s (w_{\parallel} \mathbf{b} + \mathbf{u}) \langle \langle C[F_{0s} + F_{1s}^*] \rangle_{\mathbf{R}} + \langle C_L[F_s^{(\text{nc})}] \rangle_{\mathbf{R}} \rangle_{\mathbf{r}} + \mathcal{O}(\epsilon^3 n_s m_s v_{\text{th}s} \Omega_s), \end{aligned} \quad (\text{E.9})$$

|| Here we are assuming, as in the discussion about collisional energy exchange at the end of Section 8.3, that either all temperatures are equal or that collisional temperature equilibration is a slow process. Thus, there is no contribution to $C[F_{0s}]$ from terms like $\nu_{ss'}^{(E)} (T_s - T_{s'}) F_{0s}/T_s \sim \epsilon \Omega_s F_{0s}$.

where we have again substituted for F_s via (103), (113), (114) and (118) and used (E.5). The collision operators in (E.9) are exactly those operators that appear in (119), so we use (119) to substitute for them and find

$$\begin{aligned} & \int d^3\mathbf{w} m_s (w_{\parallel} \mathbf{b} + \mathbf{u}) \langle C[F_s] \rangle_{\mathbf{r}} \\ &= \int d^3\mathbf{w} m_s (w_{\parallel} \mathbf{b} + \mathbf{u}) \left(w_{\parallel} \mathbf{b} \cdot \frac{\partial F_s^{(\text{nc})}}{\partial \mathbf{R}_s} - w_{\parallel} \Omega_s \frac{m_s c}{T_s} \frac{\langle \mathbf{E} \cdot \mathbf{B} \rangle_{\psi}}{\langle B^2 \rangle_{\psi}} F_{0s} \right), \end{aligned} \quad (\text{E.10})$$

where we have used the fact that the integrand on the right-hand side is gyrophase-independent at constant \mathbf{r} .

Substituting (E.8) and (E.10) into the expression for the collisional particle flux (the third term on the right hand side of (D.2)) and carrying out the velocity integration involving F_{0s} (the value of this integral will be different for the calculation of the heat flux, but the procedure is identical), we find

$$\begin{aligned} \frac{c}{Z_s e} \langle (\mathbf{F}_s \cdot \nabla \phi) R^2 \rangle_{\psi} &= \left\langle \int d^3\mathbf{w} \left(\frac{\mathbf{w} \times \mathbf{b}}{\Omega_s} \cdot \nabla \psi \right) C[F_{0s}] \right\rangle_{\psi} \\ &+ \frac{m_s c}{Z_s e} \int d^3\mathbf{w} \left\langle R^2 (\nabla \phi) \cdot (w_{\parallel} \mathbf{b} + \mathbf{u}) w_{\parallel} \mathbf{b} \cdot \frac{\partial F_s^{(\text{nc})}}{\partial \mathbf{R}_s} \right\rangle_{\psi} - \langle n_s \rangle_{\psi} I(\psi) \frac{\langle \mathbf{E} \cdot \mathbf{B} \rangle_{\psi}}{\langle B^2 \rangle_{\psi}}, \end{aligned} \quad (\text{E.11})$$

where we have used the axisymmetric form of the magnetic field (31) to rewrite the classical flux.

For the convective flux of angular momentum, $g = m_s R^2 \omega(\psi)$, and this is as far as we can proceed. Thus, the collisional contribution to the convective flux of angular momentum (the second term in (D.17)) is

$$\begin{aligned} \frac{c}{Z_s e} \left\langle \int d^3\mathbf{w} m_s^2 R^4 \omega(\psi) (\mathbf{v} \cdot \nabla \phi) C[F_s] \right\rangle_{\psi} &= \\ &+ m_s \omega(\psi) \left\langle R^2 \int d^3\mathbf{w} \left(\frac{\mathbf{w} \times \mathbf{b}}{\Omega_s} \cdot \nabla \psi \right) C[F_{0s}] \right\rangle_{\psi} \\ &+ m_s \omega(\psi) \int d^3\mathbf{w} \left\langle w_{\parallel} F_s^{(\text{nc})} \mathbf{b} \cdot \nabla \left[R^2 \frac{I(\psi) w_{\parallel}}{\Omega_s} + R^2 \frac{B R^2 \omega^2(\psi)}{\Omega_s} \right] \right\rangle_{\psi} \\ &- m_s \omega(\psi) \langle R^2 n_s \rangle_{\psi} I(\psi) \frac{\langle \mathbf{E} \cdot \mathbf{B} \rangle_{\psi}}{\langle B^2 \rangle_{\psi}}. \end{aligned} \quad (\text{E.12})$$

This expression is used in (D.18) and then in (187).

For the particle and heat fluxes ($g = 1$ and $g = \varepsilon_s$, respectively) we can make one further simplification. Using $\int d^3\mathbf{w} = \sum_{\sigma} \int d\varepsilon_s d\mu_s d\vartheta (B/m_s^2 w_{\parallel})$ and integrating by parts

inside the flux-surface average, we can show that:

$$\begin{aligned}
& \frac{m_s c}{Z_s e} \int d^3 \mathbf{w} \left\langle R^2 (\nabla \phi) \cdot (w_{\parallel} \mathbf{b} + \mathbf{u}) w_{\parallel} \mathbf{b} \cdot \frac{\partial F_s^{(\text{nc})}}{\partial \mathbf{R}_s} \right\rangle_{\psi} \\
&= - \int d^3 \mathbf{w} \left\langle w_{\parallel} F_s^{(\text{nc})} \mathbf{b} \cdot \nabla \left[\frac{I(\psi) w_{\parallel} + B R^2 \omega(\psi)}{\Omega_s} \right] \right\rangle_{\psi} \\
&= \left\langle \int d^3 \mathbf{w} F_s^{(\text{nc})} \mathbf{V}_{Ds} \cdot \nabla \psi \right\rangle_{\psi},
\end{aligned} \tag{E.13}$$

where we have used the identity (116) obtain the last expression. Substituting this into (E.11), we obtain the final form of the collisional particle flux

$$\begin{aligned}
& \frac{c}{Z_s e} \langle (\mathbf{F}_s \cdot \nabla \phi) R^2 \rangle_{\psi} = \left\langle \int d^3 \mathbf{w} \left(\frac{\mathbf{w} \times \mathbf{b}}{\Omega_s} \cdot \nabla \psi \right) C[F_{0s}] \right\rangle_{\psi} \\
&+ \left\langle \int d^3 \mathbf{w} F_s^{(\text{nc})} \mathbf{V}_{Ds} \cdot \nabla \psi \right\rangle_{\psi} - \langle n_s \rangle_{\psi} I(\psi) \frac{\langle \mathbf{E} \cdot \mathbf{B} \rangle_{\psi}}{\langle B^2 \rangle_{\psi}},
\end{aligned} \tag{E.14}$$

which is (D.5) and contains the collisional terms appearing in (170).

As all the derivatives in (E.13) are taken at constant ε_s , the derivation presented for the particle flux ($g = 1$) can be carried out identically for the heat flux ($g = \varepsilon_s$) (the fact that $\mathbf{b} \cdot \nabla [m_s R^2 \omega(\psi)] \neq 0$ is what prevented us from using (E.13) to simplify the convective angular momentum flux). Thus, the heat flux is

$$\begin{aligned}
& \frac{c}{Z_s e} \langle (\mathbf{G}_s + \Xi_s \mathbf{F}_s) \cdot (\nabla \phi) R^2 \rangle_{\psi} = \frac{m_s c}{Z_s e} \int d^3 \mathbf{w} \varepsilon_s (\mathbf{v} \cdot \nabla \phi) R^2 C[F_s] \\
&= \left\langle \int d^3 \mathbf{w} \varepsilon_s \left(\frac{\mathbf{w} \times \mathbf{b}}{\Omega_s} \cdot \nabla \psi \right) C[F_{0s}] \right\rangle_{\psi} \\
&+ \left\langle \int d^3 \mathbf{w} \varepsilon_s F_s^{(\text{nc})} \mathbf{V}_{Ds} \cdot \nabla \psi \right\rangle_{\psi} - I(\psi) \left\langle n_s \left(\frac{5T_s}{2} + \Xi_s \right) \right\rangle_{\psi} \frac{\langle \mathbf{E} \cdot \mathbf{B} \rangle_{\psi}}{\langle B^2 \rangle_{\psi}},
\end{aligned} \tag{E.15}$$

which is (D.53) as required.

Appendix E.2. Collisional Viscous Stress

We now calculate the collisional contribution to the viscous stress, the first term in (D.17). Splitting $(R^2 \mathbf{w} \cdot \nabla \phi)^2$ into its gyroaverage and a gyrophase-dependent part, we find

$$\begin{aligned}
& \frac{c}{Z_s e} \left\langle \int d^3 \mathbf{w} \frac{m_s^2}{2} (R^2 \mathbf{w} \cdot \nabla \phi)^2 C[F_s] \right\rangle_{\psi} = \\
& \frac{c}{Z_s e} \left\langle \int d^3 \mathbf{w} \frac{m_s^2}{2} \left\langle \left\{ (R^2 \mathbf{w}_{\perp} \cdot \nabla \phi)^2 - \frac{w_{\perp}^2}{2B^2} [B^2 R^2 - I^2(\psi)] \right\} C[F_{0s}] \right\rangle_{\mathbf{r}} \right\rangle_{\psi} \\
&+ \frac{c}{Z_s e} \left\langle \int d^3 \mathbf{w} m_s^2 \frac{I(\psi) w_{\parallel}}{B} R^2 \langle (\mathbf{w}_{\perp} \cdot \nabla \phi) C[F_{0s}] \rangle_{\mathbf{r}} \right\rangle_{\psi} \\
&+ \frac{c}{Z_s e} \left\langle \int d^3 \mathbf{w} \frac{m_s^2}{2B^2} \left\{ I^2(\psi) w_{\parallel}^2 + \frac{w_{\perp}^2}{2} [B^2 R^2 - I^2(\psi)] \right\} \langle \langle C[F_s] \rangle_{\mathbf{R}} \rangle_{\mathbf{r}} \right\rangle_{\psi},
\end{aligned} \tag{E.16}$$

where we have used $\langle (R^2 \mathbf{w} \cdot \nabla \phi)^2 \rangle_{\mathbf{r}} = [I^2(\psi)/B^2] w_{\parallel}^2 + [R^2 - I^2(\psi)/B^2] w_{\perp}^2/2$ and (E.5). The first two terms in (E.16) are the classical contribution to the collisional viscous stress. They can be rewritten using the axisymmetric form of the magnetic field (31) and thus shown to be equal to $\langle \pi_s^{(\text{cl})} \rangle_{\psi}$ as given by (185). The last of the terms in (E.16) is the neoclassical viscous stress. In the same way as for the neoclassical particle flux, we use (119) to substitute for $\langle C[F_s] \rangle_{\mathbf{R}}$ and integrate by parts under the flux-surface average to find that it is equal to $\langle \pi_s^{(\text{nc})} \rangle_{\psi}$ as given by (186).

Thus, the collisional viscous stress is

$$\frac{c}{Z_s e} \left\langle \int d^3 \mathbf{w} \frac{m_s^2}{2} (R^2 \mathbf{w} \cdot \nabla \phi)^2 C[F_s] \right\rangle_{\psi} = \langle \pi_s^{(\text{cl})} \rangle_{\psi} + \langle \pi_s^{(\text{nc})} \rangle_{\psi}, \quad (\text{E.17})$$

where the classical and neoclassical parts are given by (185) and (186), respectively.

Appendix F. Derivations for Sections 9 and 10

In this Appendix we provide detailed derivations of equations that are stated without proof in Sections 9 and 10.

Appendix F.1. Derivation of (210): Evolution of Thermal Energy

Summing (194) over all species we find

$$\begin{aligned} \frac{3}{2} \frac{1}{V'} \frac{\partial}{\partial t} \Big|_{\psi} V' \sum_s \langle n_s \rangle_{\psi} T_s + \frac{1}{V'} \frac{\partial}{\partial \psi} V' \sum_s \langle q_s \rangle_{\psi} \\ = \sum_s P_s^{\text{visc}} + \sum_s P_s^{\text{Ohm}} + \sum_s P_s^{\text{comp}} + \sum_s P_s^{\text{pot}} + \sum_s P_s^{\text{turb}} + \sum_s \langle S_s^{(E)} \rangle_{\psi}, \end{aligned} \quad (\text{F.1})$$

where we have used the fact that collisions conserve energy and so $\sum_s C_s^{(E)} = 0$. We now proceed to simplify the source terms on the right-hand side of this equation.

Starting with the viscous-heating term, defined in (197), we find

$$\sum_s P_s^{\text{visc}} = - \left(\left\langle \pi_{\text{tot}}^{(\psi\phi)} \right\rangle_{\psi} - \left\langle \pi_{\text{EM}}^{(\psi\phi)} \right\rangle_{\psi} \right) \frac{d\omega}{d\psi}, \quad (\text{F.2})$$

where we have used (183) to substitute for the momentum flux in terms of the total flux and its electromagnetic part.

We handle the Ohmic-heating and compressional-heating terms together. Adding (D.38) to (D.40) and summing over species, we obtain

$$\begin{aligned} - \sum_s \frac{Z_s e}{c} \left\langle \frac{\partial \mathbf{A}}{\partial t} \cdot (n_s \mathbf{U}_s) \right\rangle_{\psi} + \left\langle \nabla \cdot \left(\sum_s n_s T_s \frac{\partial \psi}{\partial t} \right) \right\rangle_{\psi} \\ = \sum_s P_s^{\text{Ohm}} + \sum_s P_s^{\text{comp}} - \sum_s \left\langle \frac{1}{2} m_s n_s \omega^2(\psi) \mathbf{V}_{\psi} \cdot \nabla R^2 \right\rangle_{\psi}, \end{aligned} \quad (\text{F.3})$$

where we have used (44) for \mathbf{V}_ψ and used quasineutrality to eliminate all terms involving φ_0 . Rearranging this equation, we have

$$\begin{aligned} \sum_s (P_s^{\text{Ohm}} + P_s^{\text{comp}}) &= \langle (\mathbf{E} + \nabla\varphi) \cdot \mathbf{j} \rangle_\psi + \frac{1}{V'} \frac{\partial}{\partial\psi} V' \sum_s T_s \left\langle n_s \frac{\partial\psi}{\partial t} \right\rangle_\psi \\ &\quad + \sum_s \left\langle \frac{1}{2} m_s n_s \omega^2(\psi) \mathbf{V}_\psi \cdot \nabla R^2 \right\rangle_\psi, \end{aligned} \quad (\text{F.4})$$

where we have used (39) for the flux-surface average of a divergence and used $-(1/c)\partial\mathbf{A}/\partial t = \mathbf{E} + \nabla\varphi$. The first term on the right-hand side of (F.4) can be written as

$$\langle (\mathbf{E} + \nabla\varphi) \cdot \mathbf{j} \rangle_\psi = \langle \mathbf{E} \cdot \mathbf{j} \rangle_\psi + \langle \nabla \cdot (\varphi \mathbf{j}) \rangle_\psi = \langle \mathbf{E} \cdot \mathbf{j} \rangle_\psi + \frac{1}{V'} \frac{\partial}{\partial\psi} V' \langle \varphi_0 \mathbf{j} \cdot \nabla\psi \rangle_\psi, \quad (\text{F.5})$$

where we have used $\nabla \cdot \mathbf{j} = 0$, the identity (39) again, $\varphi = \Phi(\psi) + \varphi_0$, and $\langle \mathbf{j} \cdot \nabla\psi \rangle_\psi = 0$ (see (D.11)).

Finally, turning to the potential-energy term, we collect the second term in the last line of (F.4) together with the potential-energy-exchange term, and substitute the definition (201) to find:

$$\begin{aligned} \sum_s \left(P_s^{\text{pot}} + \frac{1}{2} m_s \omega^2(\psi) \mathbf{V}_\psi \cdot \nabla R^2 \right) \\ = \frac{\omega^2(\psi)}{2V'} \frac{\partial}{\partial t} \Big|_\psi V' J - \frac{1}{2} \omega^2(\psi) \left\langle R^2 \sum_s m_s S_s^{(n)} \right\rangle_\psi, \end{aligned} \quad (\text{F.6})$$

where the moment of inertia J is defined in (180) and the terms involving φ_0 vanished by quasineutrality: $\sum_s Z_s e n_s = 0$, $\sum_s Z_s e S_s^{(n)} = 0$.

Substituting (F.2), (F.4), (F.5), and (F.6) back into (F.1), we find the desired result (210), where we have grouped the second term in (F.4) and the last term in (F.5) with the divergence of the heat flux on the left-hand side of (F.1) and also grouped the particle source term from (F.6) with the heat sources in (F.1). We postpone the discussion of the turbulent-heating term $\sum_s P_s^{\text{turb}}$ until Appendix F.2, as it is particularly involved.

Appendix F.2. Derivation of (211): Turbulent Heating

Here we calculate the contribution to the evolution of the thermal energy due to fluctuations, i.e., the source term $\sum_s P_s^{\text{turb}}$ on the right-hand side of (210). Starting from the definition (204) of P_s^{turb} we have

$$\begin{aligned} \sum_s P_s^{\text{turb}} &= \sum_s Z_s e \left\langle \left\langle \int d^3\mathbf{w} \left\langle h_s \left(\frac{\partial}{\partial t} + \mathbf{u} \cdot \nabla \right) \chi \right\rangle_{\mathbf{r}} \right\rangle_{\text{turb}} \right\rangle_\psi \\ &\quad - \sum_s \frac{Z_s e}{c} \omega(\psi) \left\langle \left\langle \int d^3\mathbf{w} \langle h_s \mathbf{w} \rangle_{\mathbf{r}} \cdot (\delta \mathbf{A} \times \nabla z) \right\rangle_{\text{turb}} \right\rangle_\psi. \end{aligned} \quad (\text{F.7})$$

When we come to derive the conservation law for free energy in Appendix F.4, we will need an expression for the right-hand side of (F.7) except without the time average that

is implicit in the average over fluctuations (see the definition (18) of the fluctuation average). We will therefore first carry out our calculation of the right-hand side of (F.7) without this time average and then apply the time average at the last step to obtain $\sum_s P_s^{\text{turb}}$. As in Section 9.2, we refer to the composition of the perpendicular spatial average with the flux-surface average as the annulus average.

Thus, averaged only over an annulus but not over time, the first term on the right-hand side of (F.7) becomes (using the perpendicular spatial average as defined by (15))

$$\begin{aligned} \sum_s Z_s e \left\langle \left\langle \int d^3 \mathbf{w} \left\langle h_s \left(\frac{\partial}{\partial t} + \mathbf{u} \cdot \nabla \right) \chi \right\rangle_{\mathbf{r}} \right\rangle_{\perp} \right\rangle_{\psi} \\ = -\frac{1}{c} \left\langle \left\langle \delta \mathbf{j} \cdot \left(\frac{\partial}{\partial t} + \mathbf{u} \cdot \nabla \right) \delta \mathbf{A} \right\rangle_{\perp} \right\rangle_{\psi} + \sum_s \left\langle \frac{\partial}{\partial t} \left\langle \frac{Z_s^2 e^2 \delta \varphi'^2 n_s}{2T_s} \right\rangle_{\perp} \right\rangle_{\psi} \\ = \left\langle \left\langle (\delta \mathbf{E} + \nabla \delta \varphi') \cdot \delta \mathbf{j} + \frac{1}{c} (\mathbf{u} \times \delta \mathbf{B}) \cdot \delta \mathbf{j} + \frac{1}{c} (\delta \mathbf{j} \cdot \nabla \mathbf{u}) \cdot \delta \mathbf{A} \right\rangle_{\perp} \right\rangle_{\psi} \\ + \sum_s \left\langle \frac{\partial}{\partial t} \left\langle \frac{Z_s^2 e^2 \delta \varphi'^2 n_s}{2T_s} \right\rangle_{\perp} \right\rangle_{\psi}, \end{aligned} \quad (\text{F.8})$$

where we have used $h_s = \delta f_s + Z_s e \delta \varphi' F_{0s}/T_s$, $\chi = \delta \varphi' - \mathbf{w} \cdot \delta \mathbf{A}/c$, the quasineutrality constraint (146), and the fact that $\langle \mathbf{u} \cdot \nabla \langle \cdots \rangle_{\perp} \rangle_{\psi} = 0$, which follows from $\nabla \cdot \mathbf{u} = 0$, $\mathbf{u} \cdot \nabla \psi = 0$ and the formula (39) for the flux-surface average of a divergence. The last line in (F.8) is obtained by using $\partial \delta \mathbf{A}/\partial t = -c(\delta \mathbf{E} + \nabla \delta \varphi) = -c(\delta \mathbf{E} + \nabla \delta \varphi') - \nabla \cdot (\mathbf{u} \cdot \delta \mathbf{A})$.

We now find an expression for $\langle (\delta \mathbf{E} + \nabla \delta \varphi') \cdot \delta \mathbf{j} \rangle_{\perp}$. We start from the perpendicular spatial average of Poynting's theorem for the fluctuating fields (219):

$$\frac{\partial}{\partial t} \left\langle \frac{\delta B^2}{8\pi} \right\rangle_{\perp} + \frac{c}{4\pi} \nabla \cdot \langle \delta \mathbf{E} \times \delta \mathbf{B} \rangle_{\perp} = -\langle \delta \mathbf{E} \cdot \delta \mathbf{j} \rangle_{\perp}. \quad (\text{F.9})$$

Taking the cross product of (98) with $\delta \mathbf{B}$, we have the following expression for the Poynting flux:

$$\frac{c}{4\pi} \delta \mathbf{E} \times \delta \mathbf{B} = \frac{1}{4\pi} \mathbf{u} \cdot (\delta B^2 \mathbf{I} - \delta \mathbf{B} \delta \mathbf{B}) - \frac{c}{4\pi} (\nabla \delta \varphi') \times \delta \mathbf{B}. \quad (\text{F.10})$$

Using (F.10), we obtain

$$\left(\frac{\partial}{\partial t} + \mathbf{u} \cdot \nabla \right) \left\langle \frac{\delta B^2}{8\pi} \right\rangle_{\perp} - \frac{1}{4\pi} \nabla \cdot (\langle \delta \mathbf{B} \delta \mathbf{B} \rangle_{\perp} \cdot \mathbf{u}) = -\langle (\delta \mathbf{E} + \nabla \delta \varphi') \cdot \delta \mathbf{j} \rangle_{\perp}. \quad (\text{F.11})$$

Using this to substitute for $\langle (\delta \mathbf{E} + \nabla \delta \varphi') \cdot \delta \mathbf{j} \rangle_{\perp}$ in (F.8), we find

$$\begin{aligned} \sum_s Z_s e \left\langle \left\langle \int d^3 \mathbf{w} \left\langle h_s \left(\frac{\partial}{\partial t} + \mathbf{u} \cdot \nabla \right) \chi \right\rangle_{\mathbf{r}} \right\rangle_{\perp} \right\rangle_{\psi} \\ = \left\langle \left\langle \frac{1}{4\pi} \delta \mathbf{B} \delta \mathbf{B} : \nabla \mathbf{u} + \frac{1}{c} (\delta \mathbf{j} \cdot \nabla \mathbf{u}) \cdot \delta \mathbf{A} \right\rangle_{\perp} \right\rangle_{\psi} \\ + \sum_s \left\langle \frac{\partial}{\partial t} \left\langle \frac{Z_s^2 e^2 \delta \varphi'^2 n_s}{2T_s} \right\rangle_{\perp} \right\rangle_{\psi} - \left\langle \frac{\partial}{\partial t} \left\langle \frac{\delta B^2}{8\pi} \right\rangle_{\perp} \right\rangle_{\psi}, \end{aligned} \quad (\text{F.12})$$

where we have used Ampère's law to write $(1/c) \langle (\mathbf{u} \times \delta \mathbf{B}) \cdot \delta \mathbf{j} \rangle_{\perp} = - (1/4\pi) \langle \delta \mathbf{B} \cdot (\nabla \delta \mathbf{B}) \cdot \mathbf{u} \rangle_{\perp}$. Using (A.15) and (A.18) to express $\nabla \mathbf{u}$, we obtain

$$\begin{aligned} \sum_s Z_s e \left\langle \left\langle \int d^3 \mathbf{w} \left\langle h_s \left(\frac{\partial}{\partial t} + \mathbf{u} \cdot \nabla \right) \chi \right\rangle_{\mathbf{r}} \right\rangle_{\perp} \right\rangle_{\psi} \\ = \left\langle (\nabla \psi) \cdot \left\langle \frac{1}{4\pi} \delta \mathbf{B} \delta \mathbf{B} + \frac{1}{c} \delta \mathbf{j} \delta \mathbf{A} \right\rangle_{\perp} \cdot (\nabla \phi) R^2 \right\rangle_{\psi} \frac{d\omega}{d\psi} \\ + \frac{1}{c} \langle \langle \delta \mathbf{j} \cdot (\delta \mathbf{A} \times \nabla z) \rangle_{\perp} \rangle_{\psi} \omega(\psi) \\ + \sum_s \left\langle \frac{\partial}{\partial t} \left\langle \frac{Z_s^2 e^2 \delta \varphi'^2 n_s}{2T_s} \right\rangle_{\perp} \right\rangle_{\psi} - \left\langle \frac{\partial}{\partial t} \left\langle \frac{\delta B^2}{8\pi} \right\rangle_{\perp} \right\rangle_{\psi}. \end{aligned} \quad (\text{F.13})$$

Using $\delta \mathbf{j} = \sum_s Z_s e \int d^3 \mathbf{w} \langle h_s \mathbf{w} \rangle_{\mathbf{r}}$ in the second term on the right-hand side of this equation, we arrive at the expression for the non-time-averaged turbulent heating:

$$\begin{aligned} \sum_s Z_s e \left\langle \left\langle \int d^3 \mathbf{w} \left\langle h_s \left(\frac{\partial}{\partial t} + \mathbf{u} \cdot \nabla \right) \chi \right\rangle_{\mathbf{r}} \right\rangle_{\perp} \right\rangle_{\psi} \\ - \frac{Z_s e}{c} \omega(\psi) \left\langle \left\langle \int d^3 \mathbf{w} \langle h_s \mathbf{w} \rangle_{\mathbf{r}} \cdot (\delta \mathbf{A} \times \nabla z) \right\rangle_{\perp} \right\rangle_{\psi} \\ = \left\langle (\nabla \psi) \cdot \left\langle \frac{1}{4\pi} \delta \mathbf{B} \delta \mathbf{B} + \frac{1}{c} \delta \mathbf{j} \delta \mathbf{A} \right\rangle_{\perp} \cdot (\nabla \phi) R^2 \right\rangle_{\psi} \frac{d\omega}{d\psi} \\ + \sum_s \frac{\partial}{\partial t} \left\langle \frac{Z_s^2 e^2 n_s \delta \varphi'^2}{2T_s} \right\rangle_{\perp} - \frac{\partial}{\partial t} \left\langle \frac{\delta B^2}{8\pi} \right\rangle_{\perp}, \end{aligned} \quad (\text{F.14})$$

where we have moved the term involving $\delta \mathbf{A} \times \nabla z$ to the left-hand side to make the comparison to (F.7) more transparent.

Finally, taking the time average of (F.14), we obtain from (F.7)

$$\sum_s P_s^{\text{turb}} = - \left\langle \pi_{\text{EM}}^{(\psi\phi)} \right\rangle_{\psi} \frac{d\omega}{d\psi}, \quad (\text{F.15})$$

where we have used the definition (188) of $\pi_{\text{EM}}^{(\psi\phi)}$ and the fact that time derivatives of averaged quantities are ϵ^2 smaller than the other terms and can be neglected. This is precisely (211), as required.

Appendix F.3. Derivation of (215): A Simple Form of the Kinetic Energy Flux $\Gamma^{(U)}$

Starting from the first expression for $\Gamma^{(U)}$ of (215), we wish to derive the second. Using (195) to express $\langle q_s \rangle_{\psi}$ in the first line of (215), we obtain

$$\begin{aligned} \langle \Gamma^{(U)} \rangle_{\psi} = \sum_s \left\langle \left[\mathbf{Q}_s - \frac{1}{2} m_s \omega^2(\psi) R^2 n_s \mathbf{U}_s + Z_s e \left\langle \int d^3 \mathbf{w} \delta \varphi' \langle h_s \mathbf{w} \rangle_{\mathbf{r}} \right\rangle_{\text{turb}} \right] \cdot \nabla \psi \right\rangle_{\psi} \\ + \sum_s \left\langle n_s \left[\frac{3}{2} T_s - \frac{1}{2} m_s \omega^2(\psi) R^2 \right] \frac{\partial \psi}{\partial t} \right\rangle_{\psi} + \omega(\psi) \left\langle \pi_{\text{tot}}^{(\psi\phi)} \right\rangle_{\psi}, \end{aligned} \quad (\text{F.16})$$

where we have used $\mathbf{j} = \sum_s Z_s e n_s \mathbf{U}_s$ and so cancelled the last term in the first line of (215) with corresponding term in (195). Next, we expand $\pi_{\text{tot}}^{(\psi\phi)}$ in (F.16) by using its definition (181) and obtain

$$\begin{aligned} \langle \Gamma^{(U)} \rangle_\psi &= \sum_s \left\langle \left[\mathbf{Q}_s - \frac{1}{2} m_s \omega^2(\psi) R^2 n_s \mathbf{U}_s + Z_s e \left\langle \int d^3 \mathbf{w} \delta \varphi' \langle h_s \mathbf{w} \rangle_{\mathbf{r}} \right\rangle_{\text{turb}} \right] \cdot \nabla \psi \right\rangle_\psi \\ &+ \sum_s \left\langle n_s \left[\frac{3}{2} T_s - \frac{1}{2} m_s \omega^2(\psi) R^2 \right] \frac{\partial \psi}{\partial t} \right\rangle_\psi \\ &+ \sum_s \langle \mathbf{u} \cdot \mathbf{\Pi}_s \cdot \nabla \psi \rangle_\psi + \sum_s \omega^2(\psi) m_s \langle R^2 \Gamma_s \rangle_\psi \\ &- \frac{1}{4\pi} \langle \mathbf{u} \cdot \langle \delta \mathbf{B} \delta \mathbf{B} \rangle_{\text{turb}} \cdot \nabla \psi \rangle_\psi, \end{aligned} \quad (\text{F.17})$$

where we have used $\mathbf{u} = \omega(\psi) R^2 \nabla \phi$ and the symmetry of $\mathbf{\Pi}_s$. We now use (167) to express Γ_s in terms of $n_s \mathbf{U}_s$ and $\partial \psi / \partial t$ and find that

$$\begin{aligned} \langle \Gamma^{(U)} \rangle_\psi &= \sum_s \left\langle \left[\mathbf{Q}_s + \frac{1}{2} m_s \omega^2(\psi) R^2 n_s \mathbf{U}_s + Z_s e \left\langle \int d^3 \mathbf{w} \delta \varphi' \langle h_s \mathbf{w} \rangle_{\mathbf{r}} \right\rangle_{\text{turb}} \right] \cdot \nabla \psi \right\rangle_\psi \\ &+ \left\langle U \frac{\partial \psi}{\partial t} \right\rangle_\psi + \sum_s \langle \mathbf{u} \cdot \mathbf{\Pi}_s \cdot \nabla \psi \rangle_\psi - \frac{1}{4\pi} \langle \mathbf{u} \cdot \langle \delta \mathbf{B} \delta \mathbf{B} \rangle_{\text{turb}} \cdot \nabla \psi \rangle_\psi, \end{aligned} \quad (\text{F.18})$$

where we have collected all terms proportional to $n_s \mathbf{U}_s$ and $\partial \psi / \partial t$ together and used the definition (214) of the total kinetic energy U .

To simplify the terms involving the fluctuations, we need to relate $\mathbf{u} \cdot \langle \delta \mathbf{B} \delta \mathbf{B} \rangle_{\text{turb}}$ to the Poynting flux. Averaging (F.10) over the fluctuations, we obtain

$$\frac{c}{4\pi} \langle \delta \mathbf{E} \times \delta \mathbf{B} \rangle_{\text{turb}} \cdot \nabla \psi = -\frac{1}{4\pi} \mathbf{u} \cdot \langle \delta \mathbf{B} \delta \mathbf{B} \rangle_{\text{turb}} \cdot \nabla \psi - \frac{c}{4\pi} \langle (\nabla \delta \varphi') \times \delta \mathbf{B} \rangle_{\text{turb}} \cdot \nabla \psi. \quad (\text{F.19})$$

Using the fluctuating part of Ampère's law (148), we rewrite the last term as

$$\begin{aligned} -\frac{c}{4\pi} \langle (\nabla \delta \varphi') \times \delta \mathbf{B} \rangle_{\text{turb}} \cdot \nabla \psi &= \sum_s Z_s e \left\langle \int d^3 \mathbf{w} \delta \varphi' \langle h_s \mathbf{w} \rangle_{\mathbf{r}} \right\rangle_{\text{turb}} \cdot \nabla \psi \\ &- \frac{c}{4\pi} \nabla \cdot \langle \delta \varphi' \delta \mathbf{B} \times \nabla \psi \rangle_{\text{turb}}. \end{aligned} \quad (\text{F.20})$$

The second term in the right-hand side of (F.20) is order ϵ smaller than the first and so we can neglect it. Thus, substituting (F.20) into (F.19), we find that the sum of the two fluctuation terms in (F.18) is equal to $(c/4\pi) \langle \delta \mathbf{E} \times \delta \mathbf{B} \rangle_{\text{turb}} \cdot \nabla \psi$. This gives us the second line of (215), as required.

Appendix F.4. Derivation of (222): Free Energy Balance

In this Appendix, we derive the free-energy evolution equation (222) from the gyrokinetic equation (144). The free energy is defined in (221). We start by using the expression

(104) for δf_s in terms of h_s to rewrite W as

$$W(\psi) = \sum_s \left\langle \left\langle \int d^3\mathbf{w} \frac{T_s \langle h_s^2 \rangle_{\mathbf{r}}}{2F_{0s}} \right\rangle_{\perp} \right\rangle_{\psi} - \sum_s \left\langle \left\langle \frac{Z_s^2 e^2 n_s \delta \varphi'^2}{2T_s} \right\rangle_{\perp} \right\rangle_{\psi} + \left\langle \left\langle \frac{\delta B^2}{8\pi} \right\rangle_{\perp} \right\rangle_{\psi}, \quad (\text{F.21})$$

where we have used the fluctuating quasineutrality constraint (146).

We now find an evolution equation for the first of the terms in (F.21). Multiplying the gyrokinetic equation (144) by $T_s h_s / F_{0s}$, we obtain

$$\begin{aligned} & \left[\frac{\partial}{\partial t} + \mathbf{u}(\mathbf{R}_s) \cdot \frac{\partial}{\partial \mathbf{R}_s} \right] \frac{T_s h_s^2}{2F_{0s}} + (w_{\parallel} \mathbf{b} + \mathbf{V}_{Ds} + \langle \mathbf{V}_{\chi} \rangle_{\mathbf{R}}) \cdot \frac{\partial}{\partial \mathbf{R}_s} \frac{T_s h_s^2}{2F_{0s}} - \frac{T_s h_s}{F_{0s}} \langle C_L[h_s] \rangle_{\mathbf{R}} \\ &= Z_s e h_s \left[\frac{\partial}{\partial t} + \mathbf{u}(\mathbf{R}_s) \cdot \frac{\partial}{\partial \mathbf{R}_s} \right] \langle \chi \rangle_{\mathbf{R}} \\ & \quad - \left\{ T_s \frac{\partial \ln F_{0s}}{\partial \psi} + m_s \left[\frac{I(\psi) w_{\parallel}}{B} + \omega(\psi) R^2 \right] \frac{d\omega}{d\psi} \right\} h_s \langle \mathbf{V}_{\chi} \rangle_{\mathbf{R}} \cdot \nabla \psi. \end{aligned} \quad (\text{F.22})$$

We now average this equation over an annulus and integrate over all velocities.

We start by processing the left-hand side of (F.22). Using the identity (45), the time derivative becomes

$$\left\langle \left\langle \int d^3\mathbf{w} \frac{\partial}{\partial t} \frac{T_s \langle h_s^2 \rangle_{\mathbf{r}}}{2F_{0s}} \right\rangle_{\perp} \right\rangle_{\psi} = \frac{\partial}{\partial t} \left|_{\psi} \left\langle \left\langle \int d^3\mathbf{w} \frac{T_s \langle h_s^2 \rangle_{\mathbf{r}}}{2F_{0s}} \right\rangle_{\perp} \right\rangle_{\psi}, \quad (\text{F.23})$$

where we have dropped the term arising from the motion of the flux surfaces because it is ϵ^2 smaller than the rapid variation of h_s^2 . We have neglected the time variation of V' on the same grounds. In Appendix F.4.2, we show that

$$\left\langle \left\langle \int d^3\mathbf{w} \left\langle [\mathbf{u}(\mathbf{R}_s) + w_{\parallel} \mathbf{b} + \mathbf{V}_{Ds} + \langle \mathbf{V}_{\chi} \rangle_{\mathbf{R}}] \cdot \frac{\partial}{\partial \mathbf{R}_s} \frac{T_s h_s^2}{2F_{0s}} \right\rangle_{\mathbf{r}} \right\rangle_{\perp} \right\rangle_{\psi} = \mathcal{O}(\epsilon^2 \Omega_s W). \quad (\text{F.24})$$

Thus, the various advection terms in (F.22) do not contribute to the evolution of free energy. Note in particular the vanishing of the term involving $\langle \mathbf{V}_{\chi} \rangle_{\mathbf{R}}$ – a reflection of free energy's fundamental status as a cascaded invariant with respect to the gyrokinetic nonlinearity.

Consider now the right-hand side of (F.22). The first term can be interpreted as the source of h_s^2 (equivalently the perturbed entropy) due to turbulent heating. In Appendix F.4.3, we show that the average of this term is

$$\begin{aligned} & \left\langle \left\langle \int d^3\mathbf{w} Z_s e \left\langle h_s \left[\frac{\partial}{\partial t} + \mathbf{u}(\mathbf{R}_s) \cdot \frac{\partial}{\partial \mathbf{R}_s} \right] \langle \chi \rangle_{\mathbf{R}} \right\rangle_{\mathbf{r}} \right\rangle_{\perp} \right\rangle_{\psi} \\ &= Z_s e \left\langle \left\langle \int d^3\mathbf{w} \left\langle h_s \left(\frac{\partial}{\partial t} + \mathbf{u} \cdot \nabla \right) \chi \right\rangle_{\mathbf{r}} \right\rangle_{\perp} \right\rangle_{\psi} \\ & \quad - \frac{Z_s e}{c} \omega(\psi) \left\langle \left\langle \int d^3\mathbf{w} \langle h_s \mathbf{w} \rangle_{\mathbf{r}} \cdot (\delta \mathbf{A} \times \nabla z) \right\rangle_{\perp} \right\rangle_{\psi} \\ & \quad - Z_s e \left\langle \left\langle \int d^3\mathbf{w} \left\langle h_s \left(\frac{\mathbf{b} \times \mathbf{w}}{\Omega_s} \cdot \nabla \mathbf{u} \right) \cdot \nabla \chi \right\rangle_{\mathbf{r}} \right\rangle_{\perp} \right\rangle_{\psi}. \end{aligned} \quad (\text{F.25})$$

Finally, we turn to the second term on the right-hand side of (F.22) and calculate the source of h_s^2 due to background gradients (equivalently, free-energy injection due to instabilities). In Appendix F.4.4, we show that

$$\begin{aligned}
& - \left\langle \left\langle \int d^3 \mathbf{w} \left\{ T_s \frac{\partial \ln F_{0s}}{\partial \psi} + m_s \left[\frac{I(\psi) w_{\parallel}}{B} + \omega(\psi) R^2 \right] \frac{d\omega}{d\psi} \right\} \langle h_s \langle \mathbf{V}_{\chi} \rangle_{\mathbf{r}} \cdot \nabla \psi \right\rangle_{\perp} \right\rangle_{\psi} \\
& = - \left\langle \left\langle \int d^3 \mathbf{w} \langle h_s \mathbf{V}_{\chi} \rangle_{\mathbf{r}} \cdot \nabla \psi \right\rangle_{\perp} \right\rangle_{\psi} T_s \left(\frac{d \ln N_s}{d\psi} - \frac{3}{2} \frac{d \ln T_s}{d\psi} \right) \\
& \quad - \left\langle \left\langle \int d^3 \mathbf{w} \varepsilon_s \langle h_s \mathbf{V}_{\chi} \rangle_{\mathbf{r}} \cdot \nabla \psi \right\rangle_{\perp} \right\rangle_{\psi} \frac{d \ln T_s}{d\psi} \\
& \quad - \left\langle \left\langle \int d^3 \mathbf{w} R^2 (\nabla \phi) \cdot \langle \mathbf{v} h_s \mathbf{V}_{\chi} \rangle_{\mathbf{r}} \cdot \nabla \psi \right\rangle_{\perp} \right\rangle_{\psi} \frac{d\omega}{d\psi} \\
& \quad + Z_s e \left\langle \left\langle \int d^3 \mathbf{w} \left\langle h_s \left(\frac{\mathbf{b} \times \mathbf{w}}{\Omega_s} \cdot \nabla \mathbf{u} \right) \cdot \nabla \chi \right\rangle_{\mathbf{r}} \right\rangle_{\perp} \right\rangle_{\psi}.
\end{aligned} \tag{F.26}$$

Collecting (F.23), (F.25), and (F.26) together, we find that the annulus average of (F.22) integrated over all velocities is

$$\begin{aligned}
& \frac{\partial}{\partial t} \Big|_{\psi} \left\langle \left\langle \int d^3 \mathbf{w} \frac{T_s \langle h_s^2 \rangle_{\mathbf{r}}}{2 F_{0s}} \right\rangle_{\perp} \right\rangle_{\psi} - \left\langle \left\langle \int d^3 \mathbf{w} \frac{T_s}{F_{0s}} \langle h_s C_L[h_s] \rangle_{\mathbf{r}} \right\rangle_{\perp} \right\rangle_{\psi} = \\
& Z_s e \left\langle \left\langle \int d^3 \mathbf{w} \left\langle h_s \left(\frac{\partial}{\partial t} + \mathbf{u} \cdot \nabla \right) \chi \right\rangle_{\mathbf{r}} \right\rangle_{\perp} \right\rangle_{\psi} \\
& \quad - \frac{Z_s e}{c} \omega(\psi) \left\langle \left\langle \int d^3 \mathbf{w} \langle h_s \mathbf{w} \rangle_{\mathbf{r}} \cdot (\delta \mathbf{A} \times \nabla z) \right\rangle_{\perp} \right\rangle_{\psi} \\
& \quad - \left\langle \left\langle \int d^3 \mathbf{w} \langle h_s \mathbf{V}_{\chi} \rangle_{\mathbf{r}} \cdot \nabla \psi \right\rangle_{\perp} \right\rangle_{\psi} T_s \left(\frac{d \ln N_s}{d\psi} - \frac{3}{2} \frac{d \ln T_s}{d\psi} \right) \\
& \quad - \left\langle \left\langle \int d^3 \mathbf{w} \varepsilon_s \langle h_s \mathbf{V}_{\chi} \rangle_{\mathbf{r}} \cdot \nabla \psi \right\rangle_{\perp} \right\rangle_{\psi} \frac{d \ln T_s}{d\psi} \\
& \quad - \left\langle \left\langle \int d^3 \mathbf{w} R^2 (\nabla \phi) \cdot \langle \mathbf{v} h_s \mathbf{V}_{\chi} \rangle_{\mathbf{r}} \cdot \nabla \psi \right\rangle_{\perp} \right\rangle_{\psi} \frac{d\omega}{d\psi},
\end{aligned} \tag{F.27}$$

where the last term in (F.25) and the last term in (F.26) have cancelled. Summing (F.27) over all species, using (F.14) for the first two terms on the right-hand side, and collecting together the time derivatives, we obtain (222).

Appendix F.4.1. Derivation of (204). Averaging (F.27) over the intermediate timescale T and using the fact that $\langle g \rangle_{\text{turb}} = \langle \langle g \rangle_{\perp} \rangle_T$, we find

$$\begin{aligned}
P_s^{\text{diss}} & = Z_s e \left\langle \left\langle \int d^3 \mathbf{w} \left\langle h_s \left(\frac{\partial}{\partial t} + \mathbf{u} \cdot \nabla \right) \chi \right\rangle_{\mathbf{r}} \right\rangle_{\text{turb}} \right\rangle_{\psi} \\
& \quad - \frac{Z_s e}{c} \omega(\psi) \left\langle \left\langle \int d^3 \mathbf{w} \langle h_s \mathbf{w} \rangle_{\mathbf{r}} \cdot (\delta \mathbf{A} \times \nabla z) \right\rangle_{\text{turb}} \right\rangle_{\psi} + P_s^{\text{drive}}.
\end{aligned} \tag{F.28}$$

where P_s^{diss} and P_s^{drive} are defined by (205) and (206), respectively. Rearranging terms and using the first line of (204) (the definition of P_s^{turb}) gives the second line of (204) immediately.

Appendix F.4.2. Derivation of (F.24). Here we prove that the advection terms in (F.22) do not contribute to the evolution of the free energy. Starting with the mean rotation, we have

$$\begin{aligned} \left\langle \int d^3 \mathbf{w} \left\langle \mathbf{u}(\mathbf{R}_s) \cdot \frac{\partial}{\partial \mathbf{R}_s} \frac{T_s h_s^2}{2F_{0s}} \right\rangle_{\mathbf{r}} \right\rangle_{\perp} &= \left\langle \int d^3 \mathbf{w} \left\langle \mathbf{u}(\mathbf{R}_s) \cdot \frac{\partial}{\partial \mathbf{R}_s} \bigg|_{\mathbf{w}} \frac{T_s h_s^2}{2F_{0s}} \right\rangle_{\mathbf{r}} \right\rangle_{\perp} \\ &- \left\langle \int d^3 \mathbf{w} \left\langle \left[(\mathbf{u} \cdot \nabla \mu_s) \frac{\partial}{\partial \mu_s} + (\mathbf{u} \cdot \nabla \vartheta) \frac{\partial}{\partial \vartheta} \right] \frac{T_s h_s^2}{2F_{0s}} \right\rangle_{\mathbf{r}} \right\rangle_{\perp} + O(\epsilon^2 \Omega_s W), \end{aligned} \quad (\text{F.29})$$

where we have used (A.60) and (A.61) to change the spatial derivative from one at constant ε_s , μ_s and ϑ to one at constant \mathbf{w} . Substituting for $\mathbf{u} \cdot \nabla \mu_s$ and $\mathbf{u} \cdot \nabla \vartheta$ from (A.62) and (A.63), respectively, carrying out the gyroaverage, and integrating by parts with respect to ϑ where necessary,[¶] we find that the $\partial/\partial \mu_s$ and $\partial/\partial \vartheta$ terms in (F.29) vanish and we are left with

$$\left\langle \int d^3 \mathbf{w} \left\langle \mathbf{u}(\mathbf{R}_s) \cdot \frac{\partial}{\partial \mathbf{R}_s} \frac{T_s h_s^2}{2F_{0s}} \right\rangle_{\mathbf{r}} \right\rangle_{\perp} = \left\langle \int d^3 \mathbf{w} \mathbf{u}(\mathbf{R}_s) \cdot \frac{\partial}{\partial \mathbf{R}_s} \bigg|_{\mathbf{w}} \frac{T_s \langle h_s^2 \rangle_{\mathbf{r}}}{2F_{0s}} \right\rangle_{\perp}. \quad (\text{F.30})$$

We now need to rewrite the derivative with respect to \mathbf{R}_s as a derivative with respect to \mathbf{r} in order to interchange the derivative and the perpendicular spatial average. Using

$$\mathbf{u} \cdot \frac{\partial}{\partial \mathbf{R}_s} = \mathbf{u} \cdot \nabla + \mathbf{u} \cdot \frac{\partial \mathbf{r}}{\partial \mathbf{R}_s} \cdot \frac{\partial}{\partial \mathbf{R}_s} = \mathbf{u} \cdot \nabla + \left[\frac{\mathbf{u}}{\Omega_s} \cdot (\nabla \mathbf{b}) \times \mathbf{w} \right] \cdot \nabla + O(\epsilon^2 \Omega_s) \quad (\text{F.31})$$

and the definition (68) of \mathbf{w} to do this, we obtain

$$\begin{aligned} \left\langle \int d^3 \mathbf{w} \left\langle \mathbf{u}(\mathbf{R}_s) \cdot \frac{\partial}{\partial \mathbf{R}_s} \frac{T_s h_s^2}{2F_{0s}} \right\rangle_{\mathbf{r}} \right\rangle_{\perp} &= \\ \left\langle \int d^3 \mathbf{w} \left\langle \mathbf{u}(\mathbf{R}_s) \cdot \nabla \frac{T_s h_s^2}{2F_{0s}} \right\rangle_{\mathbf{r}} \right\rangle_{\perp} &- (\mathbf{u} \cdot \nabla \mathbf{e}_1) \cdot \mathbf{e}_2 \int d^3 \mathbf{w} \left\langle \frac{\mathbf{w}_{\perp}}{\Omega_s} \cdot \nabla \left\langle \frac{T_s h_s^2}{2F_{0s}} \right\rangle_{\perp} \right\rangle_{\mathbf{r}}. \end{aligned} \quad (\text{F.32})$$

Note that, as we have been able to interchange the derivative and the average, the first term in (F.32) is now one power of ϵ larger than second term, and so we can drop the latter. Similarly, we can drop the distinction between \mathbf{R}_s and \mathbf{r} in the argument of \mathbf{u} and flux-surface average (F.32) to obtain

$$\begin{aligned} \left\langle \left\langle \int d^3 \mathbf{w} \left\langle \mathbf{u}(\mathbf{R}_s) \cdot \frac{\partial}{\partial \mathbf{R}_s} \frac{T_s h_s^2}{2F_{0s}} \right\rangle_{\mathbf{r}} \right\rangle_{\perp} \right\rangle_{\psi} &= \\ = \left\langle \left\langle \int d^3 \mathbf{w} \mathbf{u} \cdot \nabla \frac{T_s \langle h_s^2 \rangle_{\mathbf{r}}}{2F_{0s}} \right\rangle_{\perp} \right\rangle_{\psi} &= O(\epsilon^2 \Omega_s W), \end{aligned} \quad (\text{F.33})$$

where we have used $\nabla \cdot \mathbf{u} = 0$, (39) for the flux-surface average of a divergence, and $\mathbf{u} \cdot \nabla \psi = 0$.

[¶] Note that we are allowed to interchange the $\langle \rangle_{\mathbf{r}}$ and $\langle \rangle_{\perp}$ averages.

Turning to rest of the advection terms in (F.22), we find that they can be rewritten in divergence form:

$$\begin{aligned} & \left\langle \left\langle \int d^3 \mathbf{w} \left\langle (w_{\parallel} \mathbf{b} + \mathbf{V}_{Ds} + \langle \mathbf{V}_{\chi} \rangle_{\mathbf{R}}) \cdot \frac{\partial}{\partial \mathbf{R}_s} \frac{T_s h_s^2}{2F_{0s}} \right\rangle_{\mathbf{r}} \right\rangle_{\perp} \right\rangle_{\psi} \\ &= \left\langle \nabla \cdot \left\langle \int d^3 \mathbf{w} \left\langle (w_{\parallel} \mathbf{b} + \mathbf{V}_{Ds} + \langle \mathbf{V}_{\chi} \rangle_{\mathbf{R}}) \frac{T_s h_s^2}{2F_{0s}} \right\rangle_{\mathbf{r}} \right\rangle_{\perp} \right\rangle_{\psi} + O(\epsilon^2 \Omega_s W), \end{aligned} \quad (\text{F.34})$$

where we have used the fact that derivatives with respect to \mathbf{R}_s and with respect to \mathbf{r} are equivalent to lowest order, used an analogous calculation to (83) to interchange the divergence and the velocity integral of $w_{\parallel} \mathbf{b} \cdot \nabla$, and used $\nabla \cdot \mathbf{V}_{\chi} = O(\epsilon^2 \Omega_s)$. Using (39), we see that the term involving $w_{\parallel} \mathbf{b}$ vanishes. As the spatial derivatives of a perpendicularly averaged quantity are small, the remaining terms in the right-hand side of (F.34) are $O(\epsilon^2 \Omega_s W)$ and are thus negligible. Combining this with (F.33), we obtain (F.24) as required.

Appendix F.4.3. Derivation of (F.25). Using (A.54) to substitute for $\mathbf{u}(\mathbf{R}_s) \cdot (\partial \langle \chi \rangle_{\mathbf{R}} / \partial \mathbf{R}_s)$, we have

$$\begin{aligned} & Z_s e \left\langle \left\langle \int d^3 \mathbf{w} \left\langle h_s \left[\frac{\partial}{\partial t} + \mathbf{u}(\mathbf{R}_s) \cdot \frac{\partial}{\partial \mathbf{R}_s} \right] \langle \chi \rangle_{\mathbf{R}} \right\rangle_{\mathbf{r}} \right\rangle_{\perp} \right\rangle_{\psi} = \\ & Z_s e \left\langle \left\langle \int d^3 \mathbf{w} \left\langle h_s \left(\frac{\partial}{\partial t} + \mathbf{u} \cdot \nabla \right) \chi \right\rangle_{\mathbf{r}} \right\rangle_{\perp} \right\rangle_{\psi} \\ & - \frac{c}{m_s} \left\langle \frac{1}{B} \left\langle \int d^3 \mathbf{w} \langle h_s (\mathbf{b} \times \mathbf{w}) \cdot (\nabla \mathbf{u}) \cdot \nabla \chi \rangle_{\mathbf{r}} \right\rangle_{\perp} \right\rangle_{\psi} \\ & + \frac{Z_s e}{c} \left\langle (\mathbf{b} \cdot \nabla \mathbf{u}) \cdot \left\langle \int d^3 \mathbf{w} \langle h_s (\mathbf{w}_{\perp} \delta A_{\parallel} - w_{\parallel} \delta \mathbf{A}_{\perp}) \rangle_{\mathbf{r}} \right\rangle_{\perp} \right\rangle_{\psi}, \end{aligned} \quad (\text{F.35})$$

where we have expanded $\mathbf{u}(\mathbf{R}_s)$ about $\mathbf{u}(\mathbf{r})$ and used (E.3) to change from gyroaverages at constant \mathbf{R}_s to gyroaverages at constant \mathbf{r} . The last term in (F.35) can be written as

$$\begin{aligned} & \frac{Z_s e}{c} \left\langle (\mathbf{b} \cdot \nabla \mathbf{u}) \cdot \left\langle \int d^3 \mathbf{w} \langle h_s (\mathbf{w}_{\perp} \delta A_{\parallel} - w_{\parallel} \delta \mathbf{A}_{\perp}) \rangle_{\mathbf{r}} \right\rangle_{\perp} \right\rangle_{\psi} \\ &= -\frac{Z_s e}{c} \omega(\psi) \left\langle \int d^3 \mathbf{w} \langle \langle h_s \mathbf{w} \rangle_{\mathbf{r}} \cdot (\delta \mathbf{A} \times \nabla z) \rangle_{\perp} \right\rangle_{\psi} \\ &+ \frac{Z_s e}{c} \omega(\psi) \left\langle (\mathbf{b} \cdot \nabla z) \int d^3 \mathbf{w} \langle \langle h_s \mathbf{b} \cdot (\mathbf{w}_{\perp} \times \delta \mathbf{A}_{\perp}) \rangle_{\mathbf{r}} \rangle_{\perp} \right\rangle_{\psi}, \end{aligned} \quad (\text{F.36})$$

where we have used (A.15) and (A.18) to expand $\mathbf{b} \cdot \nabla \mathbf{u}$. Using (A.56) to express $\delta \mathbf{A}_{\perp}$, we see that

$$\begin{aligned} \langle \langle h_s \mathbf{b} \cdot (\mathbf{w}_{\perp} \times \delta \mathbf{A}_{\perp}) \rangle_{\mathbf{r}} \rangle_{\perp} &= \langle \langle h_s \mathbf{w}_{\perp} \cdot \nabla \zeta \rangle_{\mathbf{r}} \rangle_{\perp} = \nabla \cdot \langle \langle \mathbf{w}_{\perp} h_s \zeta \rangle_{\mathbf{r}} \rangle_{\perp} \\ &= O(\epsilon v_{\text{th}_s} h_s \delta \mathbf{A}_{\perp}), \end{aligned} \quad (\text{F.37})$$

where we have used (A.4) and the fact that h_s is independent of ϑ at constant \mathbf{R}_s . Thus, the second term on the right-hand side of (F.36) can be neglected. Substituting the remaining term back into (F.35) gives (F.25) as required.

Appendix F.4.4. Derivation of (F.26). By using (E.3), we see that

$$\langle \langle h_s \langle \mathbf{V}_\chi \rangle_{\mathbf{R}} \rangle_{\perp} \rangle_{\mathbf{r}} = \langle \langle h_s \mathbf{V}_\chi \rangle_{\mathbf{r}} \rangle_{\perp}. \quad (\text{F.38})$$

Therefore,

$$\begin{aligned} & \left\langle \left\langle \int d^3 \mathbf{w} T_s \frac{\partial \ln F_{0s}}{\partial \psi} \langle h_s \langle \mathbf{V}_\chi \rangle_{\mathbf{R}} \rangle_{\mathbf{r}} \cdot \nabla \psi \right\rangle_{\perp} \right\rangle_{\psi} = \\ & - \left\langle \left\langle \int d^3 \mathbf{w} T_s \langle h_s \mathbf{V}_\chi \rangle_{\mathbf{r}} \cdot \nabla \psi \right\rangle_{\perp} \right\rangle_{\psi} \left(\frac{d \ln N_s}{d \psi} - \frac{3}{2} \frac{d \ln T_s}{d \psi} \right) \\ & - \left\langle \left\langle \int d^3 \mathbf{w} \varepsilon_s \langle h_s \mathbf{V}_\chi \rangle_{\mathbf{r}} \cdot \nabla \psi \right\rangle_{\perp} \right\rangle_{\psi} \frac{d \ln T_s}{d \psi}, \end{aligned} \quad (\text{F.39})$$

where we have used (105) for F_{0s} . Turning to the term in (F.26) involving $d\omega/d\psi$, we subtract (A.50) from (A.45) and rearrange terms to find

$$\begin{aligned} & m_s c R^4 \frac{d\omega}{d\psi} (\nabla \phi) \cdot \langle \mathbf{v} \nabla \chi \rangle_{\mathbf{R}} \cdot \nabla \phi = \\ & m_s \langle \mathbf{V}_\chi \rangle_{\mathbf{R}} \cdot \mathbf{W} + Z_s e \left\langle \left(\frac{\mathbf{b} \times \mathbf{w}}{\Omega_s} \cdot \nabla \mathbf{u} \right) \cdot \nabla \chi \right\rangle_{\mathbf{R}}, \end{aligned} \quad (\text{F.40})$$

where \mathbf{W} is defined by (A.47). Therefore,

$$\begin{aligned} & -m_s \left\langle \left\langle \int d^3 \mathbf{w} \left[\frac{I(\psi) w_{\parallel}}{B} + \omega(\psi) R^2 \right] \frac{d\omega}{d\psi} \langle h_s \langle \mathbf{V}_\chi \rangle_{\mathbf{R}} \rangle_{\mathbf{r}} \cdot \nabla \psi \right\rangle_{\perp} \right\rangle_{\psi} \\ & = - \left\langle \left\langle \int d^3 \mathbf{w} \langle h_s m_s \langle \mathbf{V}_\chi \rangle_{\mathbf{R}} \cdot \mathbf{W} \rangle_{\mathbf{r}} \right\rangle_{\perp} \right\rangle_{\psi} \\ & = - \left\langle \left\langle \int d^3 \mathbf{w} R^2 (\nabla \phi) \cdot \langle \mathbf{v} h_s \mathbf{V}_\chi \rangle_{\mathbf{r}} \cdot \nabla \psi \right\rangle_{\perp} \right\rangle_{\psi} \frac{d\omega}{d\psi} \\ & + \left\langle \frac{m_s c}{B} \left\langle \int d^3 \mathbf{w} \langle h_s (\mathbf{b} \times \mathbf{w}) \cdot (\nabla \mathbf{u}) \cdot \nabla \chi \rangle_{\mathbf{r}} \right\rangle_{\perp} \right\rangle_{\psi}, \end{aligned} \quad (\text{F.41})$$

where we have used (A.47), $\mathbf{b} \times \nabla \psi = B R^2 \nabla \phi$ and (E.3). Adding (F.41) to (F.39), we obtain (F.26) as required.

Appendix F.5. Derivation of (231): The Entropy Flux

Here we derive an expression for the radial entropy flux in terms of known quantities. Letting $f_s = F_s + \delta f_s$ in the definition (228) of this flux and then expanding $F_s =$

$F_{0s} + F_{1s} + \dots$ inside the logarithm, we obtain, keeping terms up to $O(\epsilon^2)$,

$$\begin{aligned}
\langle \Gamma^{(H)} \rangle_\psi &= - \sum_s \left\langle \int d^3 \mathbf{w} \left[F_s \ln \left(\frac{8\pi^3 \hbar^3 F_{0s}}{m_s^3} \right) + F_{1s} + F_{2s} + \frac{F_{1s}^2}{2F_{0s}} \right. \right. \\
&\quad \left. \left. - \frac{\langle \delta f_s \rangle_{\text{turb}}^2}{2F_{0s}} \right] \mathbf{w}_\perp \cdot \nabla \psi \right\rangle_\psi + \left\langle H \frac{\partial \psi}{\partial t} \right\rangle_\psi \\
&= - \sum_s \left\langle \int d^3 \mathbf{w} F_s \left\{ 1 + \ln \left[N_s \left(\frac{2\pi \hbar^2}{m_s T_s} \right)^{3/2} \right] - \frac{\varepsilon_s}{T_s} \right\} \mathbf{w}_\perp \cdot \nabla \psi \right\rangle_\psi \\
&\quad + \sum_s \frac{Z_s e}{T_s} \left\langle \left\langle \int d^3 \mathbf{w} \delta \varphi' \langle h_s \mathbf{w}_\perp \rangle_{\mathbf{r}} \right\rangle_{\text{turb}} \cdot \nabla \psi \right\rangle_\psi + \left\langle H \frac{\partial \psi}{\partial t} \right\rangle_\psi \\
&\quad - \sum_s \left\langle \int d^3 \mathbf{w} F_{0s} \mathbf{w}_\perp \cdot \nabla \psi \right\rangle_\psi.
\end{aligned} \tag{F.42}$$

In deriving the last expression, we are helped by the fact that only the gyrophase-dependent parts of the distribution function give non-vanishing contributions – so we have used the gyrophase-independence of F_{1s} (see Section 7.1), (104) and (E.3) to simplify the term involving δf_s , eliminated F_{2s} by writing $F_{1s} + F_{2s} = F_s - F_{0s}$, and used (C.7) and (C.22) to ascertain that we do not need to keep $O(\epsilon F_s)$ corrections to F_{0s} when calculating $\ln F_{0s}$. Expanding $F_{0s}(\psi(\mathbf{R}_s), \varepsilon_s)$ about a local Maxwellian, as in (C.2), and retaining terms up to $O(\epsilon^2 F_{0s})$, we can apply (C.20) multiple times to show that

$$\left\langle \int d^3 \mathbf{w} F_{0s} \mathbf{w}_\perp \cdot \nabla \psi \right\rangle_\psi = O(\epsilon^3 v_{\text{ths}} n_s |\nabla \psi|) \tag{F.43}$$

and so the final term in (F.42) can be dropped. Using (96) inside the logarithm in the lowest-order expression for the mean entropy density (225), we find

$$H = - \sum_s n_s \left\{ \ln \left[N_s \left(\frac{2\pi \hbar^2}{m_s T_s} \right)^{3/2} \right] + \frac{m_s \omega^2 R^2}{2T_s} - \frac{Z_s e \varphi_0}{T_s} - \frac{3}{2} \right\}, \tag{F.44}$$

which we substitute into the last term of (F.42). Now, using (167) to write $\int d^3 \mathbf{w} F_s \mathbf{w}_\perp \cdot \nabla \psi$ in terms of Γ_s , (C.4) to expand ε_s , and working to the lowest non-zero order in ϵ , we have

$$\begin{aligned}
\langle \Gamma^{(H)} \rangle_\psi &= - \sum_s \left\{ 1 + \ln \left[N_s \left(\frac{2\pi \hbar^2}{m_s T_s} \right)^{3/2} \right] \right\} \langle \Gamma_s \rangle_\psi \\
&\quad - \sum_s \frac{1}{T_s} \left\langle \int d^3 \mathbf{w} F_s \left(\frac{1}{2} m_s w^2 + Z_s e \varphi_0 - \frac{1}{2} m_s \omega^2 R^2 \right) \mathbf{w} \cdot \nabla \psi \right\rangle_\psi \\
&\quad + \sum_s \frac{Z_s e}{T_s} \left\langle \left\langle \int d^3 \mathbf{w} \delta \varphi' \langle h_s \mathbf{w} \rangle_{\mathbf{r}} \right\rangle_{\text{turb}} \cdot \nabla \psi \right\rangle_\psi \\
&\quad - \sum_s \left\langle \left(\frac{m_s \omega^2 R^2}{2T_s} - \frac{Z_s e \varphi_0}{T_s} - \frac{5}{2} \right) n_s \frac{\partial \psi}{\partial t} \right\rangle_\psi.
\end{aligned} \tag{F.45}$$

Using the definitions (191) of \mathbf{Q}_s and (165) of $n_s \mathbf{U}_s$ in the definition (195) of q_s , we see that we can rewrite the second and third lines of (F.45) in terms of q_s to arrive at

$$\langle \Gamma^{(H)} \rangle_\psi = - \sum_s \left\{ 1 + \ln \left[N_s \left(\frac{2\pi\hbar^2}{m_s T_s} \right)^{3/2} \right] \right\} \langle \Gamma_s \rangle_\psi + \sum_s \frac{\langle q_s \rangle_\psi}{T_s}. \quad (\text{F.46})$$

Using (232) for the chemical potential Υ_s results in (231) as required.

Appendix F.6. Derivation of (235): Collisional Entropy Production

In this Appendix, we derive (235), expressing (233) in terms of known quantities. In particular, we wish to write as many terms as possible in terms of the transport fluxes derived in Appendix D. To this end, we start by splitting the fluxes into collisional and turbulent contributions.

Using (170) and (D.5), we can write the particle flux in terms of its collisional and turbulent contributions as follows

$$\langle \Gamma_s \rangle_\psi = \frac{c}{Z_s e} \langle (\mathbf{F}_s \cdot \nabla \phi) R^2 \rangle_\psi + \left\langle \left\langle \int d^3 \mathbf{w} \langle h_s \mathbf{V}_\chi \rangle_{\mathbf{r}} \cdot \nabla \psi \right\rangle_{\text{turb}} \right\rangle_\psi. \quad (\text{F.47})$$

Similarly, from (196) and (D.53), we have for the heat flux

$$\langle q_s \rangle_\psi = \frac{c}{Z_s e} \langle (\mathbf{G}_s + \Xi_s \mathbf{F}_s) \cdot (\nabla \phi) R^2 \rangle_\psi + \left\langle \left\langle \int d^3 \mathbf{w} \varepsilon_s \langle h_s \mathbf{V}_\chi \rangle_{\mathbf{r}} \cdot \nabla \psi \right\rangle_{\text{turb}} \right\rangle_\psi. \quad (\text{F.48})$$

For the momentum flux, we first use (D.18) in (D.23) to obtain

$$\begin{aligned} \langle (\nabla \psi) \cdot \mathbf{\Pi}_s \cdot (\nabla \phi) R^2 + m_s \omega(\psi) R^2 \Gamma_s \rangle_\psi = & \\ \frac{c}{Z_s e} \left\langle \int d^3 \mathbf{w} \frac{1}{2} m_s^2 (R^2 \mathbf{v} \cdot \nabla \phi)^2 C[F_s] \right\rangle_\psi & \\ - \left\langle \left\langle \int d^3 \mathbf{w} \frac{Z_s e}{c} R^2 (\delta \mathbf{A} \cdot \nabla \phi) \langle h_s \mathbf{w} \rangle_{\mathbf{r}} \cdot \nabla \psi \right\rangle_{\text{turb}} \right\rangle_\psi & \\ + \left\langle \left\langle \int d^3 \mathbf{w} m_s R^2 \langle (\mathbf{v} \cdot \nabla \phi) h_s \mathbf{V}_\chi \rangle_{\mathbf{r}} \cdot \nabla \psi \right\rangle_{\text{turb}} \right\rangle_\psi, & \end{aligned} \quad (\text{F.49})$$

where we have used $\mathbf{v} = \mathbf{u} + \mathbf{w}$ to group the last two lines of (D.23) together. Now, after we use (D.24) to rewrite the left-hand side of (F.49) in terms of $\pi_s^{(\psi\phi)}$ and Γ_s , the term involving $\delta \mathbf{A}$ cancels and we find

$$\begin{aligned} \langle \pi_s^{(\psi\phi)} + m_s \omega R^2 \Gamma_s \rangle_\psi = \frac{c}{Z_s e} \left\langle \int d^3 \mathbf{w} \frac{1}{2} m_s^2 (R^2 \mathbf{v} \cdot \nabla \phi)^2 C[F_s] \right\rangle_\psi & \\ + \left\langle \left\langle \int d^3 \mathbf{w} m_s R^2 (\nabla \phi) \cdot \langle \mathbf{v} h_s \mathbf{V}_\chi \rangle_{\mathbf{r}} \cdot \nabla \psi \right\rangle_{\text{turb}} \right\rangle_\psi. & \end{aligned} \quad (\text{F.50})$$

We will now proceed to show that the first term in (233) can be expressed via the collisional terms in (F.47), (F.48), and (F.50), and that the second term in (233) can be expressed via the turbulent terms in (F.47), (F.48), and (F.50), with precisely the same coefficients.

Using (C.7) to expand F_s inside the logarithm in the first term in (233), we obtain

$$\begin{aligned}
\int d^3\mathbf{w} \left\langle \ln \left(\frac{8\pi^3 \hbar^3 F_s}{m_s^3} \right) C[F_s] \right\rangle_\psi &= \int d^3\mathbf{w} \left\langle \ln \left[\frac{8\pi^3 \hbar^3 F_{0s}(\psi, \varepsilon_{s0})}{m_s^3} \right] C[F_s] \right\rangle_\psi \\
&+ \frac{cm_s}{Z_s e} \left\langle \int d^3\mathbf{w} \left[\frac{d \ln N_s}{d\psi} + \left(\frac{\varepsilon_{s0}}{T_s} - \frac{3}{2} \right) \frac{d \ln T_s}{d\psi} \right] R^2 (\mathbf{v} \cdot \nabla \phi) C[F_s] \right\rangle_\psi \\
&+ \frac{m_s B}{2\Omega_s T_s} \frac{d\omega}{d\psi} \left\langle \int d^3\mathbf{w} R^4 (\mathbf{v} \cdot \nabla \phi)^2 C[F_s] \right\rangle_\psi + \left\langle \int d^3\mathbf{w} \frac{F_s^{(\text{nc})}}{F_{0s}} C[F_s] \right\rangle_\psi \\
&+ \text{O}(\epsilon^4 \Omega_s H),
\end{aligned} \tag{F.51}$$

where we have used the fact that collisions conserve particles (this eliminates the $\partial \mathbf{A} / \partial t$ term arising in (C.7)) and the fact that $C[F_s] \sim \epsilon^2 \Omega_s F_s$ because $\nu \sim \epsilon \Omega_s$ and F_s is Maxwellian to lowest order. Multiplying the neoclassical kinetic equation (119) by $F_s^{(\text{nc})} / F_{0s}$, integrating over all velocities, and flux-surface averaging, we obtain

$$\left\langle \int d^3\mathbf{w} \frac{F_s^{(\text{nc})}}{F_{0s}} C[F_s] \right\rangle_\psi = -\frac{K_s(\psi)}{T_s} \langle \mathbf{E} \cdot \mathbf{B} \rangle_\psi = -\frac{P_s^{\text{Ohm}}}{T_s}, \tag{F.52}$$

where K_s is defined in (199) and we have used a manipulation analogous to the one in (83) to eliminate the first term in the left-hand side of (119). Substituting (F.52) into (F.51), and making use of (C.8) for $F_{0s}(\psi, \varepsilon_{s0})$ and the definitions (192) of the collisional energy exchange $C_s^{(E)}$, (D.3) of the friction force \mathbf{F}_s , and (D.48) of the “collisional heat friction” \mathbf{G}_s , we find

$$\begin{aligned}
\left\langle \int d^3\mathbf{w} \ln \left(\frac{8\pi^3 \hbar^3 F_s}{m_s^3} \right) C[F_s] \right\rangle_\psi &= -\frac{1}{T_s} \langle C_s^{(E)} \rangle_\psi - \frac{1}{T_s} P_s^{\text{Ohm}} \\
&+ \frac{c}{Z_s e} \langle (\mathbf{F}_s \cdot \nabla \phi) R^2 \rangle_\psi \left(\frac{d \ln N_s}{d\psi} - \frac{3}{2} \frac{d \ln T_s}{d\psi} \right) \\
&+ \frac{c}{Z_s e T_s} \langle (\mathbf{G}_s + \Xi_s \mathbf{F}_s) \cdot (\nabla \phi) R^2 \rangle_\psi \frac{d \ln T_s}{d\psi} \\
&+ \frac{c}{Z_s T_s} \left\langle \int d^3\mathbf{w} \frac{1}{2} m_s^2 (R^2 \mathbf{v} \cdot \nabla \phi)^2 C[F_s] \right\rangle_\psi \frac{d\omega}{d\psi} + \text{O}(\epsilon^4 \Omega_s H),
\end{aligned} \tag{F.53}$$

where $\Xi_s = Z_s e \varphi_0 - (1/2) m_s \omega^2 R^2$ is the potential energy of a particle as in (C.6). We see that the moments of the collision operator in the last three lines of (F.53) are precisely those in the expressions for the fluxes derived above.

We now complete the derivation by obtaining the fluctuating part of the fluxes from

the second term in (233). We have, by definition (205), that

$$\begin{aligned}
-\left\langle\left\langle\int d^3\mathbf{w}\frac{h_s}{F_{0s}}C_L[h_s]\right\rangle_{\text{turb}}\right\rangle_\psi &= \frac{1}{T_s}P_s^{\text{diss}} = \frac{1}{T_s}(P_s^{\text{turb}} + P_s^{\text{drive}}) \\
&= \frac{1}{T_s}P_s^{\text{turb}} - \left\langle\left\langle\int d^3\mathbf{w}\langle h_s\mathbf{V}_\chi\rangle_{\mathbf{r}}\cdot\nabla\psi\right\rangle_{\text{turb}}\right\rangle_\psi\left(\frac{d\ln N_s}{d\psi} - \frac{3}{2}\frac{d\ln T_s}{d\psi}\right) \\
&\quad - \frac{1}{T_s}\left\langle\left\langle\int d^3\mathbf{w}\varepsilon_s\langle h_s\mathbf{V}_\chi\rangle_{\mathbf{r}}\cdot\nabla\psi\right\rangle_{\text{turb}}\right\rangle_\psi\frac{d\ln T_s}{d\psi} \\
&\quad + \frac{1}{T_s}\left\langle\left\langle\int d^3\mathbf{w}m_sR^2(\nabla\phi)\cdot\langle\mathbf{v}h_s\mathbf{V}_\chi\rangle_{\mathbf{r}}\cdot\nabla\psi\right\rangle_{\text{turb}}\right\rangle_\psi\frac{d\omega}{d\psi},
\end{aligned} \tag{F.54}$$

where we have used the second line of (204) and then (206) to write P_s^{drive} in terms of the gradients of n_s , T_s , and ω . We see that, again, the turbulent fluxes in (F.54) match up precisely with the turbulent fluxes in (F.47), (F.48), and (F.50).

Substituting (F.53) and (F.54) into (233) and using (F.47), (F.48) and (F.50), we arrive at (235) as required.

References

- [1] H. Sugama and W. Horton. Nonlinear electromagnetic gyrokinetic equation for plasmas with large mean flows. *Phys. Plasmas*, 5:2560, 1998.
- [2] H. Sugama and W. Horton. Transport processes and entropy production in toroidally rotating plasmas with electrostatic turbulence. *Phys. Plasmas*, 4:405, 1997.
- [3] H. Sugama, M. Okamoto, W. Horton, and M. Wakatani. Transport processes and entropy production in toroidal plasmas with gyrokinetic electromagnetic turbulence. *Phys. Plasmas*, 3:2379, 1996.
- [4] G. G. Plunk. The theory of gyrokinetic turbulence: A multiple-scales approach; Ph.D. Thesis (UCLA). 2009.
- [5] E. Wang. Gyrokinetic effects on transport and electron temperature gradient turbulence; Ph.D. Thesis (UCLA). 2009.
- [6] M. Barnes. Trinity: A unified treatment of turbulence, transport, and heating in magnetized Plasmas; Ph.D. Thesis (U. of Maryland). 2008.
- [7] J. B. Taylor and R. J. Hastie. Stability of general plasma equilibria - I formal theory. *Plasma Phys.*, 10:479, 1968.
- [8] P. H. Rutherford and E. A. Frieman. Drift instabilities in general magnetic field configurations. *Phys. Fluids*, 11:569, 1968.
- [9] P. J. Catto. Linearized gyro-kinetics. *Plasma Phys.*, 20:719, 1978.
- [10] T. M. Antonsen Jr and B. Lane. Kinetic equations for low frequency instabilities in inhomogeneous plasmas. *Phys. Fluids*, 23:1205, 1980.
- [11] E. A. Frieman and L. Chen. Nonlinear gyrokinetic equations for low-frequency electromagnetic waves in general plasma equilibria. *Phys. Fluids*, 25:502, 1982.
- [12] J. A. Krommes and G. Hu. The role of dissipation in the theory and simulations of homogeneous plasma turbulence, and resolution of the entropy paradox. *Phys. Plasmas*, 1:3211, 1994.
- [13] K. Hallatschek. Thermodynamic potential in local turbulence simulations. *Phys. Rev. Lett.*, 93:125001, 2004.
- [14] A. A. Schekochihin, S. C. Cowley, W. Dorland, G. W. Hammett, G. G. Howes, E. Quataert, and T. Tatsuno. Astrophysical gyrokinetics: kinetic and fluid turbulent cascades in weakly collisional astrophysical plasmas. *Astrophys. J. Suppl.*, 182:310, 2009.

- [15] A. A. Schekochihin, S. C. Cowley, W. Dorland, G. W. Hammett, G. G. Howes, G. G. Plunk, E. Quataert, and T. Tatsuno. Gyrokinetic turbulence: a nonlinear route to dissipation through phase space. *Plasma Phys. Control. Fusion*, 50:124024, 2008.
- [16] P. C. Vries, E. Joffrin, M. Brix, C. D. Challis, K. Crombé, B. Esposito, N. C. Hawkes, C. Giroud, J. Hobirk, J. Lönnroth, et al. Internal transport barrier dynamics with plasma rotation in JET. *Nucl. Fusion*, 49:075007, 2009.
- [17] C. F. Maggi, R. J. Groebner, C. Angioni, T. Hein, L. D. Horton, C. Konz, A. W. Leonard, C. C. Petty, A. C. C. Sips, P. B. Snyder, J. Candy, R. E. Waltz, ASDEX Upgrade, and DIII-D Teams. Pedestal and core confinement of hybrid scenario in asdex upgrade and diii-d. *Nucl. Fusion*, 50(2):025023, 2010.
- [18] D. W. Johnson, V. Arunasalam, C. W. Barnes, S. H. Batha, G. Bateman, M. Beer, M. G. Bell, R. Bell, M. Bitter, N. L. Bretz, R. Budny, C. E. Bush, S. Cauffman, C. S. Chang, Z. Chang, C. Z. Cheng, D. S. Darrow, R. Dendy, W. Dorland, H. H. Duong, R. Durst, P. C. Efthimion, D. Ernst, H. Evenson, N. Fisch, R. Fisher, R. J. Fonck, E. Fredrickson, G. Y. Fu, T. Fujita, H. P. Furth, N. Gorelenkov, B. Grek, L. R. Grisham, G. Hammett, R. J. Hawryluk, W. Heidbrink, H. W. Herrmann, K. W. Hill, J. Hosea, H. Hsuan, M. Hughes, A. Janos, D. L. Jassby, F. C. Jobes, L. C. Johnson, J. Kamperschroer, J. Kesner, M. Kotschenreuther, H. Kugel, P. H. LaMarche, B. LeBlanc, F. M. Levinton, J. Machuzak, R. Majeski, D. K. Mansfield, E. S. Marmar, E. Mazzucato, M. Mauel, J. McChesney, K. M. McGuire, G. McKee, D. M. Meade, S. S. Medley, D. R. Mikkelsen, S. V. Mirnov, D. Mueller, R. Nazikian, M. Osakabe, D. K. Owens, H. Park, W. Park, P. Parks, S. F. Paul, M. Petrov, C. K. Phillips, M. Phillips, A. L. Qualls, A. Ramsey, M. H. Redi, G. Rewoldt, D. Roberts, J. Rogers, A. L. Roquemore, E. Ruskov, S. A. Sabbagh, M. Sasao, G. Schilling, J. Schivell, G. L. Schmidt, S. D. Scott, I. Semenov, S. Sesnic, C. H. Skinner, D. Spong, B. C. Stratton, J. D. Strachan, W. Stodiek, E. Synakowski, H. Takahashi, W. Tang, G. Taylor, J. Terry, W. Tighe, J. R. Timberlake, A. von Halle, S. von Goeler, R. White, J. R. Wilson, K. L. Wong, G. A. Wurden, K. M. Young, M. C. Zarnstorff, and S. J. Zweben. Recent D-T results on TFTR. Technical Report PPPL-3147, Princeton Plasma Physics Laboratory, 1995.
- [19] R. V. Budny. Fusion alpha parameters in tokamaks with high DT fusion rates. *Nucl. Fusion*, 42(12):1383, 2002.
- [20] F. D. Halpern, A. H. Kritz, G. Bateman, A. Y. Pankin, R. V. Budny, and D. C. McCune. Predictive simulations of iter including neutral beam driven toroidal rotation. *Phys. Plasmas*, 15:062505, 2008.
- [21] M. Kruskal. Asymptotology. In *Proceedings of the Conference on Mathematical Models in Physical Sciences*, page 17. Prentice-Hall, NJ, 1963. [electronic version](#).
- [22] A. Brizard and T. S. Hahm. Foundations of nonlinear gyrokinetic theory. *Rev. Mod. Phys.*, 79:421, 2007.
- [23] X. Garbet, Y. Idomura, L. Villard, and T. H. Watanabe. Gyrokinetic simulations of turbulent transport. *Nucl. Fusion*, 50:043002, 2010.
- [24] M. A. Barnes, I. G. Abel, W. Dorland, T. Görler, G. W. Hammett, and F. Jenko. Direct multiscale coupling of a transport code to gyrokinetic turbulence codes. *Phys. Plasmas*, 17:056109, 2010.
- [25] J. Candy, C. Holland, R. E. Waltz, M. R. Fahey, and E. Belli. Tokamak profile prediction using direct gyrokinetic and neoclassical simulation. *Phys. Plasmas*, 16:060704, 2009.
- [26] F. I. Parra and P. J. Catto. Limitations of gyrokinetics on transport time scales. *Plasma Phys. Control. Fusion*, 50:065014, 2008.
- [27] A. H. Boozer. Physics of magnetically confined plasmas. *Rev. Mod. Phys.*, 76:1071, 2005.
- [28] R. B. White. *The Theory of Toroidally Confined Plasmas*. Imperial College Press, 2006.
- [29] V. I. Arnol'd. *Mathematical Methods of Classical Mechanics*. Springer, 1989.
- [30] W. D. Dhaeseleer, W. N. G. Hitchon, J. D. Callen, and J. L. Shohet. *Flux Coordinates and Magnetic Field Structure*. Springer-Verlag, Berlin, 1991.
- [31] F. L. Hinton and R. D. Hazeltine. *Rev. Mod. Phys.*, 48:239, 1976.

- [32] A. M. Dimits, G. Bateman, M. A. Beer, B. I. Cohen, W. Dorland, G. W. Hammett, C. Kim, J. E. Kinsey, M. Kotschenreuther, A. H. Kritz, L. L. Lao, J. Mandrekas, W. M. Nevins, S. E. Parker, A. J. Redd, D. E. Shumaker, R. Sydora, and J. Weiland. Comparisons and physics basis of tokamak transport models and turbulence simulations. *Phys. Plasmas*, 7:969, 2000.
- [33] I. G. Abel, M. Barnes, A. A. Schekochihin, S. C. Cowley, and W. Dorland. Linearized model Fokker-Planck collision operators for gyrokinetic simulations, I. Theory. *Phys. Plasmas*, 15:122509, 2008.
- [34] M. A. Barnes, W. Dorland, and T. Tatsuno. Resolving velocity space dynamics in continuum gyrokinetics. *Phys. Plasmas*, 17:032106, 2010.
- [35] I. G. Abel and A. A. Schekochihin. Multiscale gyrokinetics for rotating tokamak plasmas III: Energetic particles. *New J. Phys.*, 2013. In preparation.
- [36] J. W. Connor, S. C. Cowley, R. J. Hastie, and L. R. Pan. Toroidal rotation and momentum transport. *Plasma Phys. Control. Fusion*, 29:919, 1987.
- [37] P.J. Catto, I.B. Bernstein, and M. Tessarotto. Ion transport in toroidally rotating tokamak plasmas. *Phys. Fluids*, 30:2784, 1987.
- [38] F. L. Hinton and S. K. Wong. Neoclassical ion transport in rotating axisymmetric plasmas. *Phys. Fluids*, 28:3082, 1985.
- [39] S. C. Cowley and C. M. Bishop. Neoclassical transport theory in rotating axisymmetric plasmas. *Culham Laboratory Report CLM-M 109*, 1986.
- [40] M. Artun and W. M. Tang. Nonlinear electromagnetic gyrokinetic equations for rotating axisymmetric plasmas. *Phys. Plasmas*, 1:2682, 1994.
- [41] J. A. Krommes. The gyrokinetic description of microturbulence in magnetized plasmas. *Annu. Rev. Fluid Mech.*, 44:203, 2012.
- [42] J. W. Burby and H. Qin. Gyrosymmetry: Global considerations. *Phys. Plasmas*, 19:052106, 2012.
- [43] M. Kruskal. The gyration of a charged particle. *Project Matterhorn Report PM-S-33*, 1958.
- [44] H. Alfvén. On the motion of a charged particle in a magnetic field. *Arkiv för matematik, astronomi och fysik*, 27 A:1, 1940.
- [45] R. J. Hastie, J. B. Taylor, and F. A. Haas. Adiabatic invariants and the equilibrium of magnetically trapped particles. *Ann. Phys.*, 41:302, 1967.
- [46] R. G. Littlejohn. Linear relativistic gyrokinetic equation. *Phys. Fluids*, 27:976, 1984.
- [47] P. Helander and D. J. Sigmar. *Collisional Transport in Magnetized Plasmas*. Cambridge University Press, 2002.
- [48] F. L. Hinton and M. N. Rosenbluth. Dynamics of axisymmetric $\mathbf{E} \times \mathbf{B}$ and poloidal flows in tokamaks. *Plasma Phys. Control. Fusion*, 41:A653, 1999.
- [49] G. G. Howes, S. C. Cowley, W. Dorland, G. W. Hammett, E. Quataert, and A. A. Schekochihin. Astrophysical gyrokinetics: basic equations and linear theory. *Astrophys. J.*, 651:590, 2006.
- [50] A. Brizard. Nonlinear gyrokinetic vlasov equation for toroidally rotating axisymmetric tokamaks. *Phys. Plasmas*, 2:459.
- [51] I. B. Bernstein. Transport in axisymmetric plasmas. *Phys. Fluids*, 17:547, 1974.
- [52] I. G. Abel and S. C. Cowley. Multiscale gyrokinetics for rotating tokamak plasmas II: Reduced models for electron dynamics. *New J. Phys.*, 15:023041, 2013.
- [53] P. J. Catto and K. T. Tsang. Linearized gyro-kinetic equation with collisions. *Phys. Fluids*, 20:396, 1977.
- [54] F. Jenko, W. Dorland, M. Kotschenreuther, and B. N. Rogers. Electron temperature gradient driven turbulence. *Phys. Plasmas*, 7:1904, 2000.
- [55] W. Dorland, F. Jenko, M. Kotschenreuther, and B. N. Rogers. Electron temperature gradient turbulence. *Phys. Rev. Lett.*, 85:5579, 2000.
- [56] J. Candy and R. E. Waltz. An Eulerian gyrokinetic-Maxwell solver. *J. Comp. Phys.*, 186:545, 2003.
- [57] A. G. Peeters, Y. Camenen, F. J. Casson, W. A. Hornsby, A. P. Snodin, D. Strintzi, and

- G. Szepesi. The nonlinear gyro-kinetic flux tube code GKW. *Comp. Phys. Comm.*, 180:2650, 2009.
- [58] Z. Lin, T. S. Hahm, W. W. Lee, W. M. Tang, and R. B. White. Turbulent transport reduction by zonal flows: Massively parallel simulations. *Science*, 281:1835, 1998.
- [59] S. Parker, Y. Chen, and W. Wan. Electromagnetic gyrokinetic simulations. *Phys. Plasmas*, 11:2494, 2004.
- [60] L. I. Rudakov and R. Z. Sagdeev. On the instability of a nonuniform rarefied plasma in a strong magnetic field. *Dokl. Acad. Nauk SSSR*, 138:581, 1961. Translation: *Soviet Phys. Doklady*, 6, 415 (1961).
- [61] B. Coppi, M. N. Rosenbluth, and R. Z. Sagdeev. Instabilities due to temperature gradients in complex magnetic field configurations. *Phys. Fluids*, 10:582, 1967.
- [62] P. J. Catto, M. N. Rosenbluth, and C. S. Liu. Parallel velocity shear instabilities in an inhomogeneous plasma with a sheared magnetic field. *Phys. Fluids*, 16:1719, 1973.
- [63] S. L. Newton, S. C. Cowley, and N. F. Loureiro. Understanding the effect of sheared flow on microinstabilities. *Plasma Phys. Control. Fusion*, 52:125001, 2010.
- [64] A. A. Schekochihin, E. G. Highcock, and S. C. Cowley. Subcritical fluctuations in rotating gyrokinetic plasmas. *Plasma Phys. Control. Fusion*, in press, 2012. (e-print arXiv:1111.4929).
- [65] H. Biglari, P. H. Diamond, and P. W. Terry. Influence of sheared poloidal rotation on edge turbulence. *Phys. Fluids B*, 2:1, 1990.
- [66] P. W. Terry. Suppression of turbulence and transport by sheared flow. *Rev. Mod. Phys.*, 72:109, 2000.
- [67] C. M. Roach, D. J. Applegate, J. W. Connor, S. C. Cowley, W. D. Dorland, R. J. Hastie, N. Joiner, S. Saarelma, A. A. Schekochihin, R. J. Akers, C. Brickley, A. R. Field, M. Valovic, and the MAST Team. Microstability physics as illuminated in the spherical tokamak. *Plasma Phys. Control. Fusion*, 47:B323, 2005.
- [68] I. Calvo and F. I. Parra. Long-wavelength limit of gyrokinetics in a turbulent tokamak and its intrinsic ambipolarity. *Plasma Phys. Control. Fusion*, 54:115007, 2012.
- [69] S. I. Braginskii. Transport processes in a plasma. *Rev. Plasma Phys.*, 1:205, 1965.
- [70] Y. Lin, J. E. Rice, S. J. Wukitch, M. J. Greenwald, A. E. Hubbard, A. Ince-Cushman, L. Lin, E. S. Marmor, M. Porkolab, M. L. Reinke, N. Tsujii, and J. C. Wright. Observation of ion cyclotron range of frequencies mode conversion plasma flow drive on Alcator C-Mod. *Phys. Plasmas*, 16:056102, 2009.
- [71] L. D. Landau and E. M. Lifshitz. *Statistical Physics, Part 1*. Butterworth-Heinemann, Oxford, 1980.
- [72] R. E. Waltz and G. M. Staebler. Gyrokinetic theory and simulation of turbulent energy exchange. *Phys. Plasmas*, 15:014505, 2008.
- [73] A. A. Schekochihin, E. G. Highcock, and S. C. Cowley. Subcritical fluctuations and suppression of turbulence in differentially rotating gyrokinetic plasmas. *Plasma Phys. Control. Fusion*, 54:055011, 2012.
- [74] Z. Lin and T. S. Hahm. Turbulence spreading and transport scaling in global gyrokinetic particle simulations. *Phys. Plasmas*, 11:1099, 2004.
- [75] Z. Lin, S. Ethier, T. S. Hahm, and W. M. Tang. Size scaling of turbulent transport in magnetically confined plasmas. *Phys. Rev. Lett.*, 88:195004, 2002.
- [76] T. S. Hahm, P. H. Diamond, Z. Lin, K. Itoh, and S.-I. Itoh. Turbulence spreading into the linearly stable zone and transport scaling. *Plasma Phys. Control. Fusion*, 46:A323, 2004.
- [77] X. Garbet, L. Laurent, A. Samain, and J. Chinaret. Radial propagation of turbulence in tokamaks. *Nucl. Fusion*, 34:963, 1994.
- [78] V. Naulin, A. H. Nielsen, and J. Juul Rasmussen. Turbulence spreading, anomalous transport, and pinch effect. *Phys. Plasmas*, 12:122306, 2005.
- [79] M. A. Barnes, F. I. Parra, and W. Dorland. Turbulent transport and heating of trace heavy ions in hot, magnetized plasmas. *Phys. Rev. Lett.*, 109:185003, 2012.

- [80] R. E. Waltz, G. M. Staebler, J. Candy, and F. L. Hinton. Gyrokinetic theory and simulation of angular momentum transport. *Phys. Plasmas*, 14:122507, 2007.
- [81] R. E. Waltz, G. M. Staebler, and W. M. Solomon. Gyrokinetic simulation of momentum transport with residual stress from diamagnetic level velocity shears. *Phys. Plasmas*, 18:042504, 2011.
- [82] A. G. Peeters, C. Angioni, and D. Strintzi. Toroidal momentum pinch velocity due to the coriolis drift effect on small scale instabilities in a toroidal plasma. *Phys. Rev. Lett.*, 98:265003, 2007.
- [83] Y. Camenen, A. G. Peeters, C. Angioni, F. J. Casson, W. A. Hornsby, A. P. Snodin, and D. Strintzi. Intrinsic rotation driven by the electrostatic turbulence in up-down asymmetric toroidal plasmas. *Phys. Plasmas*, 16:062501, 2009.
- [84] J. Lee, F. I. Parra, and M. Barnes. Turbulent momentum pinch of diamagnetic flows in a tokamak. [arXiv:1208.5970](#).
- [85] T. H. Watanabe and H. Sugama. Kinetic simulation of a quasisteady state in collisionless ion temperature gradient driven turbulence. *Phys. Plasmas*, 9:3659, 2002.
- [86] T. H. Watanabe and H. Sugama. Kinetic simulation of steady states of ion temperature gradient driven turbulence with weak collisionality. *Phys. Plasmas*, 11:1476, 2004.
- [87] R. Balescu. *Transport Processes in Plasmas*. North-Holland, Amsterdam, 1988.
- [88] S. R. de Groot and P. Mazur. *Non-Equilibrium Thermodynamics*. Dover, New York, 1984.
- [89] L. Boltzmann. Weitere Studien über das Wärmegleichgewicht unter Gasmolekülen. *Sitzungsber. Akad. Wiss. Wien*, 66:275, 1872.
- [90] T. Dannert and F. Jenko. Gyrokinetic simulation of collisionless trapped-electron mode turbulence. *Phys. Plasmas*, 12:072309, 2005.
- [91] F. I. Parra and P. J. Catto. Vorticity and intrinsic ambipolarity in turbulent tokamaks. *Plasma Phys. Control. Fusion*, 51:095008, 2009.
- [92] F. I. Parra, M. F. F. Nave, A. A. Schekochihin, C. Giroud, J. S. de Grassie, J. H. F. Severo, P. de Vries, K.-D. Zastrow, and JET-EFDA Contributors. Scaling of spontaneous rotation with temperature and plasma current in tokamaks. *Phys. Rev. Lett.*, 108:095001, 2012.
- [93] F. I. Parra and P. J. Catto. Turbulent transport of toroidal angular momentum in low flow gyrokinetics. *Plasma Phys. Control. Fusion*, 52:045004, 2010.
- [94] F. I. Parra, M. A. Barnes, and P. J. Catto. Sources of intrinsic rotation in the low flow ordering. *Nucl. Fusion*, 51:113001, 2011.
- [95] A. G. Peeters, D. Strintzi, Y. Camenen, C. Angioni, F. J. Casson, W. A. Hornsby, and A. P. Snodin. Influence of the centrifugal force and parallel dynamics on the toroidal momentum transport due to small scale turbulence in a tokamak. *Phys. Plasmas*, 16:042310, 2009.
- [96] J. Candy, R. E. Waltz, and W. Dorland. The local limit of global gyrokinetic simulations. *Phys. Plasmas*, 11:L25, 2004.
- [97] P. Gohil, G. R. McKee, D. Schlossberg, L. Schmitz, and G. Wang. Dependence of the H-mode power threshold on toroidal plasma rotation in the DIII-D tokamak. *J. Phys.: Conf. Ser.*, 123:012017, 2008.
- [98] E. G. Highcock, A. A. Schekochihin, S. C. Cowley, M. Barnes, F. I. Parra, C. M. Roach, and W. Dorland. Zero-turbulence manifold in a toroidal plasma. *Phys. Rev. Lett.*, submitted, 2012. [arXiv-eprint 1203.6455](#).
- [99] H. E. Mynick, N. Pomphrey, and P. Xanthopoulos. Reducing turbulent transport in toroidal configurations via shaping. *Phys. Plasmas*, 18:056101, 2011.
- [100] J. Candy and R. E. Waltz. Relevance of the parallel nonlinearity in gyrokinetic simulations of tokamak plasmas. *Phys. Plasmas*, 13:074501, 2006.
- [101] F. L. Hinton and R. E. Waltz. Gyrokinetic turbulent heating. *Phys. Plasmas*, 13:102301, 2006.
- [102] D. H. E. Dubin, J. A. Krommes, C. Oberman, and W. W. Lee. Nonlinear gyrokinetic equations. *Phys. Fluids*, 26:3524, 1983.
- [103] W. W. Lee. Gyrokinetic approach in particle simulation. *Phys. Fluids*, 26:556.
- [104] L. M. Kovrizhnykh. Transport phenomena in toroidal magnetic systems. *Sov. Phys. JETP*, 29:475, 1969.

- [105] P. H. Rutherford. Collisional diffusion in an axisymmetric torus. Phys. Fluids, 13:482, 1970.