

Measurement of the inclusive semileptonic branching fraction $\mathcal{B}(B_s^0 \rightarrow X^- \ell^+ \nu_\ell)$ at Belle

C. Oswald,² P. Urquijo,² J. Dingfelder,² I. Adachi,⁹ H. Aihara,⁵³ K. Arinstein,³ D. M. Asner,⁴² T. Aushev,¹⁷ A. M. Bakich,⁴⁷ K. Belous,¹⁶ V. Bhardwaj,³⁴ B. Bhuyan,¹² A. Bondar,³ G. Bonvicini,⁵⁸ A. Bozek,³⁸ M. Bračko,^{27,18} T. E. Browder,⁸ P. Chang,³⁷ V. Chekelian,²⁸ A. Chen,³⁵ P. Chen,³⁷ B. G. Cheon,⁷ K. Chilikin,¹⁷ R. Chistov,¹⁷ K. Cho,²¹ V. Chobanova,²⁸ S.-K. Choi,⁶ Y. Choi,⁴⁶ D. Cinabro,⁵⁸ J. Dalseno,^{28,49} Z. Doležal,⁴ Z. Drásal,⁴ A. Drutskoy,^{17,30} D. Dutta,¹² S. Eidelman,³ S. Esen,⁵ H. Farhat,⁵⁸ J. E. Fast,⁴² V. Gaur,⁴⁸ N. Gabyshev,³ S. Ganguly,⁵⁸ R. Gillard,⁵⁸ Y. M. Goh,⁷ B. Golob,^{25,18} J. Haba,⁹ K. Hayasaka,³³ H. Hayashii,³⁴ Y. Horii,³³ Y. Hoshi,⁵¹ W.-S. Hou,³⁷ H. J. Hyun,²³ T. Iijima,^{33,32} A. Ishikawa,⁵² R. Itoh,⁹ Y. Iwasaki,⁹ D. H. Kah,²³ J. H. Kang,⁶⁰ E. Kato,⁵² T. Kawasaki,⁴⁰ C. Kiesling,²⁸ H. J. Kim,²³ H. O. Kim,²³ J. B. Kim,²² K. T. Kim,²² M. J. Kim,²³ Y. J. Kim,²¹ K. Kinoshita,⁵ J. Klucar,¹⁸ B. R. Ko,²² S. Korpar,^{27,18} R. T. Kouzes,⁴² P. Križan,^{25,18} P. Krokovny,³ B. Kronenbitter,²⁰ T. Kuhr,²⁰ T. Kumita,⁵⁵ Y.-J. Kwon,⁶⁰ S.-H. Lee,²² J. Li,⁴⁵ Y. Li,⁵⁷ J. Libby,¹³ C. Liu,⁴⁴ Y. Liu,⁵ Z. Q. Liu,¹⁴ D. Liventsev,⁹ R. Louvot,²⁴ O. Lutz,²⁰ D. Matvienko,³ K. Miyabayashi,³⁴ H. Miyata,⁴⁰ R. Mizuk,^{17,30} G. B. Mohanty,⁴⁸ A. Moll,^{28,49} N. Muramatsu,⁴³ Y. Nagasaka,¹⁰ E. Nakano,⁴¹ M. Nakao,⁹ E. Nedelkovska,²⁸ N. K. Nisar,⁴⁸ S. Nishida,⁹ O. Nitoh,⁵⁶ T. Nozaki,⁹ S. Ogawa,⁵⁰ T. Ohshima,³² S. Okuno,¹⁹ S. L. Olsen,⁴⁵ W. Ostrowicz,³⁸ P. Pakhlov,^{17,30} G. Pakhlova,¹⁷ H. Park,²³ H. K. Park,²³ T. K. Pedlar,²⁶ R. Pestotnik,¹⁸ M. Petrič,¹⁸ L. E. Piilonen,⁵⁷ M. Prim,²⁰ K. Prothmann,^{28,49} M. Ritter,²⁸ M. Röhrken,²⁰ M. Rozanska,³⁸ S. Ryu,⁴⁵ H. Sahoo,⁸ T. Saito,⁵² Y. Sakai,⁹ S. Sandilya,⁴⁸ L. Santelj,¹⁸ T. Sanuki,⁵² Y. Sato,⁵² O. Schneider,²⁴ G. Schnell,^{1,11} C. Schwanda,¹⁵ A. J. Schwartz,⁵ K. Senyo,⁵⁹ O. Seon,³² M. E. Sevier,²⁹ M. Shapkin,¹⁶ C. P. Shen,³² T.-A. Shibata,⁵⁴ J.-G. Shiu,³⁷ B. Shwartz,³ A. Sibidanov,⁴⁷ F. Simon,^{28,49} P. Smerkol,¹⁸ Y.-S. Sohn,⁶⁰ A. Sokolov,¹⁶ E. Solovieva,¹⁷ M. Starič,¹⁸ T. Sumiyoshi,⁵⁵ G. Tatishvili,⁴² Y. Teramoto,⁴¹ K. Trabelsi,⁹ T. Tsuboyama,⁹ M. Uchida,⁵⁴ S. Uehara,⁹ T. Uglov,^{17,31} Y. Unno,⁷ S. Uno,⁹ C. Van Hulse,¹ P. Vanhoefer,²⁸ G. Varner,⁸ K. E. Varvell,⁴⁷ C. H. Wang,³⁶ M.-Z. Wang,³⁷ P. Wang,¹⁴ M. Watanabe,⁴⁰ Y. Watanabe,¹⁹ K. M. Williams,⁵⁷ E. Won,²² H. Yamamoto,⁵² Y. Yamashita,³⁹ C. C. Zhang,¹⁴ Z. P. Zhang,⁴⁴ V. Zhilich,³ and A. Zupanc²⁰

(The Belle Collaboration)

¹University of the Basque Country UPV/EHU, 48080 Bilbao

²University of Bonn, 53115 Bonn

³Budker Institute of Nuclear Physics SB RAS and Novosibirsk State University, Novosibirsk 630090

⁴Faculty of Mathematics and Physics, Charles University, 121 16 Prague

⁵University of Cincinnati, Cincinnati, Ohio 45221

⁶Gyeongang National University, Chinju 660-701

⁷Hanyang University, Seoul 133-791

⁸University of Hawaii, Honolulu, Hawaii 96822

⁹High Energy Accelerator Research Organization (KEK), Tsukuba 305-0801

¹⁰Hiroshima Institute of Technology, Hiroshima 731-5193

¹¹Ikerbasque, 48011 Bilbao

¹²Indian Institute of Technology Guwahati, Assam 781039

¹³Indian Institute of Technology Madras, Chennai 600036

¹⁴Institute of High Energy Physics, Chinese Academy of Sciences, Beijing 100049

¹⁵Institute of High Energy Physics, Vienna 1050

¹⁶Institute for High Energy Physics, Protvino 142281

¹⁷Institute for Theoretical and Experimental Physics, Moscow 117218

¹⁸J. Stefan Institute, 1000 Ljubljana

¹⁹Kanagawa University, Yokohama 221-8686

²⁰Institut für Experimentelle Kernphysik, Karlsruher Institut für Technologie, 76131 Karlsruhe

²¹Korea Institute of Science and Technology Information, Daejeon 305-806

²²Korea University, Seoul 136-713

²³Kyungpook National University, Daegu 702-701

²⁴École Polytechnique Fédérale de Lausanne (EPFL), Lausanne 1015

²⁵Faculty of Mathematics and Physics, University of Ljubljana, 1000 Ljubljana

²⁶Luther College, Decorah, Iowa 52101

²⁷University of Maribor, 2000 Maribor

²⁸Max-Planck-Institut für Physik, 80805 München

²⁹School of Physics, University of Melbourne, Victoria 3010

- ³⁰Moscow Physical Engineering Institute, Moscow 115409
³¹Moscow Institute of Physics and Technology, Moscow Region 141700
³²Graduate School of Science, Nagoya University, Nagoya 464-8602
³³Kobayashi-Maskawa Institute, Nagoya University, Nagoya 464-8602
³⁴Nara Women's University, Nara 630-8506
³⁵National Central University, Chung-li 32054
³⁶National United University, Miao Li 36003
³⁷Department of Physics, National Taiwan University, Taipei 10617
³⁸H. Niewodniczanski Institute of Nuclear Physics, Krakow 31-342
³⁹Nippon Dental University, Niigata 951-8580
⁴⁰Niigata University, Niigata 950-2181
⁴¹Osaka City University, Osaka 558-8585
⁴²Pacific Northwest National Laboratory, Richland, Washington 99352
⁴³Research Center for Electron Photon Science, Tohoku University, Sendai 980-8578
⁴⁴University of Science and Technology of China, Hefei 230026
⁴⁵Seoul National University, Seoul 151-742
⁴⁶Sungkyunkwan University, Suwon 440-746
⁴⁷School of Physics, University of Sydney, NSW 2006
⁴⁸Tata Institute of Fundamental Research, Mumbai 400005
⁴⁹Excellence Cluster Universe, Technische Universität München, 85748 Garching
⁵⁰Toho University, Funabashi 274-8510
⁵¹Tohoku Gakuin University, Tagajo 985-8537
⁵²Tohoku University, Sendai 980-8578
⁵³Department of Physics, University of Tokyo, Tokyo 113-0033
⁵⁴Tokyo Institute of Technology, Tokyo 152-8550
⁵⁵Tokyo Metropolitan University, Tokyo 192-0397
⁵⁶Tokyo University of Agriculture and Technology, Tokyo 184-8588
⁵⁷CNP, Virginia Polytechnic Institute and State University, Blacksburg, Virginia 24061
⁵⁸Wayne State University, Detroit, Michigan 48202
⁵⁹Yamagata University, Yamagata 990-8560
⁶⁰Yonsei University, Seoul 120-749

We report a measurement of the inclusive semileptonic B_s^0 branching fraction in a 121 fb^{-1} data sample collected near the $\Upsilon(5S)$ resonance with the Belle detector at the KEKB asymmetric energy e^+e^- collider. Events containing $B_s^{0(*)}\bar{B}_s^{0(*)}$ pairs are selected by reconstructing a tag side D_s^+ and identifying a signal side lepton ℓ^+ ($\ell = e, \mu$) that is required to have the same-sign charge to ensure that both originate from different B_s^0 mesons. The $B_s^0 \rightarrow X^- \ell^+ \nu_\ell$ branching fraction is extracted from the ratio of the measured yields of D_s^+ mesons and $D_s^+ \ell^+$ pairs and the known production and branching fractions. The inclusive semileptonic branching fraction is measured to be $[9.6 \pm 0.4(\text{stat}) \pm 0.7(\text{syst})]\%$.

PACS numbers: 14.40.Nd, 13.20.He

INTRODUCTION

Semileptonic decays of b -flavored mesons constitute a very important class of decays for determination of the elements of the Cabibbo-Kobayashi-Maskawa (CKM) matrix [1], V_{ub} and V_{cb} , and for understanding the origin of CP violation in the Standard Model (SM). Although semileptonic B^0 and B^+ meson decays have been precisely measured by experiments running at the $\Upsilon(4S)$ resonance, and have been well studied in theory, experimental information on the decay of the B_s^0 meson is relatively limited. The interest in the physics of the B_s^0 has intensified in recent years, motivated by studies of the dilepton production asymmetry in $b\bar{b}$ production [2]. Semileptonic B_s^0 decays are used as a normalization mode for various searches for new physics at hadron colliders [3], and in the future with the next generation B factories. Semilep-

tonic B_s^0 decays also provide an analogous approach to studying the CKM matrix elements and testing theoretical predictions, as meson decays that involve a spectator strange quark can be predicted more accurately than analogous decays with a spectator up or down quark.

An important expectation from heavy quark theory that is exploited in studies of B_s^0 decays is the equality relation, based on $SU(3)$ symmetry, between the semileptonic decay widths [4, 5]:

$$\Gamma_{\text{SL}}(B_s^0) = \Gamma_{\text{SL}}(B^+) = \Gamma_{\text{SL}}(B^0). \quad (1)$$

The presence of the heavier spectator strange quark introduces, however, some amount of $SU(3)$ symmetry breaking, as observed in decays of open charm mesons [6]. Theoretical predictions based on heavy quark symmetry in Refs. [4, 5] find that Eq. 1 should hold for $B_{(s)}$ decays to the percent level, which must be tested in experiment.

The BaBar collaboration has determined the branching fraction $\mathcal{B}(B_s \rightarrow X\ell\nu) = [9.5_{-2.0}^{+2.5}(\text{stat})_{-1.9}^{+1.1}(\text{syst})]\%$ in a dataset obtained from an energy scan above the $\Upsilon(4S)$ resonance by measuring the inclusive yields of ϕ mesons and $\phi\ell$ pairs that are more abundant in B_s^0 decays [7]. The semileptonic B_s width has been studied in part by the D0 and LHCb collaborations, which measured the exclusive decay modes $B_s \rightarrow D_{2s}^*\ell\nu$ and $B_s \rightarrow D_{1s}\ell\nu$ [8, 9]. In this paper, we report a measurement of the $B_s^0 \rightarrow X^-\ell^+\nu_\ell$ branching fractions for $\ell = e$ and μ separately and their weighted average. The measurements are the most precise to date.

DATA SAMPLE, DETECTOR AND SIMULATION

The data used in this analysis were collected with the Belle detector at the KEKB asymmetric energy e^+e^- collider [10]. The Belle detector is a large-solid-angle magnetic spectrometer that consists of a silicon vertex detector (SVD), a 50-layer central drift chamber (CDC), an array of aerogel threshold Cherenkov counters (ACC), a barrel-like arrangement of time-of-flight scintillation counters (TOF), and an electromagnetic calorimeter (ECL) comprised of CsI(Tl) crystals located inside a superconducting solenoid coil that provides a 1.5 T magnetic field. An iron flux-return located outside of the coil is instrumented to detect K_L^0 mesons and to identify muons (KLM). The detector is described in detail elsewhere [11].

The results in this paper are based on a 121 fb^{-1} data sample collected near the $\Upsilon(5S)$ resonance ($\sqrt{s} = 10.87\text{ GeV}$), which contains $(7.1 \pm 1.3) \times 10^6$ $B_s^{0(*)}\bar{B}_s^{0(*)}$ pairs [12]. An additional 63 fb^{-1} data sample taken at $\sqrt{s} = 10.52\text{ GeV}$, below the energy threshold for b -flavored meson production (off-resonance) is used to subtract background arising from the continuum $e^+e^- \rightarrow q\bar{q}$ process.

We use Monte Carlo (MC) techniques to separately simulate the production of $B_{u,d}$ (B^+ , B^0) and B_s^0 mesons at the $\Upsilon(5S)$ resonance. Events are generated with the EVTGEN event generator [13], and then processed through the detector simulation implemented in GEANT3 [14]. The simulated samples of B -pair events are equivalent to six times the integrated luminosity of the data. For the simulation of signal semileptonic B_s^0 decays, the lack of exclusive measurements of this system forces us to rely on prior knowledge in the $B_{u,d}$ systems and employ a variety of phenomenological models. First, we assume the composition of the B_s^0 semileptonic decay width is somewhat analogous to that of the B^0 system [15–18]. We include the following $B_s^0 \rightarrow X_c\ell\nu$ decay modes in the simulation, with their nominal branching fractions in parentheses: $X_c = D_s(2.1\%)$, $D_s^*(4.9\%)$, $D_{s0}^*(2317)(0.4\%)$, $D_{s1}(2460)(0.4\%)$, $D_{s1}(2536)(0.7\%)$, and $D_{s2}^*(2573)(0.7\%)$. To simulate these decay modes,

we use the ISGW2 quark model [19] for all modes, and an additional model based on heavy quark effective theory (HQET) [20] for the $B_s \rightarrow D_s^{(*)}\ell\nu$ modes. The form factors for the $B_s \rightarrow D_s^{(*)}\ell\nu$ modes in the HQET parametrization are taken to be the same as in $B \rightarrow D^{(*)}\ell\nu$ decays, and the values taken from the Heavy Flavor Averaging Group [21]. QED final state radiation in semileptonic decays is added using the PHOTOS package [22].

MEASUREMENT OVERVIEW

Only one fifth of the mesons containing a b -quark produced near the $\Upsilon(5S)$ resonance are B_s^0 mesons; the remainder are $B_{u,d}$ mesons. In this analysis, the relative abundance of B_s^0 mesons is enhanced by reconstructing, or tagging, the CKM-favored $\bar{B}_s^0 \rightarrow D_s^+$ transition [23], where $\mathcal{B}(B_s^0 \rightarrow D_s^\pm X) = (93 \pm 25)\%$ [24]. The signal signature is a lepton (e^+ , μ^+) from the decay of the other B_s^0 in the event. To ensure that this lepton does not originate from the same B_s^0 meson as the reconstructed D_s^+ meson, $D_s^+\ell^+$ pairs are selected wherein the D_s^+ and ℓ^+ have the same electric charge. The quantity obtained in the measurement is the ratio

$$\mathcal{R} = \frac{N_{D_s^+\ell^+}}{N_{D_s^+}} \quad \text{with } \ell = e, \mu, \quad (2)$$

where $N_{D_s^+}$ and $N_{D_s^+\ell^+}$ are the efficiency-corrected yields of D_s^+ and $D_s^+\ell^+$ pairs from $B_{(s)}$ decays. The ratio is proportional to the inclusive semileptonic branching fraction $\mathcal{B}(B_s^0 \rightarrow X^-\ell^+\nu_\ell)$, plus dilution terms due to background $B_{u,d}$ decays. The yields from $B_{u,d}$ decays are approximately 30% and 15% in the D_s^+ and $D_s^+\ell^+$ samples respectively, estimated using measured values of the $B_{u,d}$ and B_s^0 production fractions near the $\Upsilon(5S)$ resonance, their branching fractions to D_s^+ and $D_s^+\ell^+$ final states, and their mixing probabilities.

EVENT SELECTION

D_s selection

Charged particle tracks are required to originate from a region close to the interaction point by applying the following selections on the impact parameters along the z axis (opposite the positron beam) and in the perpendicular r - ϕ plane: $|dz| < 2\text{ cm}$ and $dr < 0.5\text{ cm}$. In addition, we demand at least one associated hit in the SVD detector. For pion and kaon candidates, the Cherenkov light yield from the ACC, the time of flight information from the TOF, and the specific ionization dE/dx from the CDC are required to be consistent with the appropriate mass hypotheses.

Candidate D_s^+ mesons are reconstructed in the cleanest decay mode $D_s^+ \rightarrow \phi\pi^+$, with the ϕ resonance reconstructed via $\phi \rightarrow K^+K^-$. The reconstructed ϕ and D_s^+ masses are required to lie within ± 8 MeV and ± 65 MeV of the nominal ϕ and D_s^+ masses [18]. The corresponding ϕ selection efficiency is 99%. To suppress misreconstructed D_s^+ mesons, we require $|\cos\theta_h| > 0.5$. The helicity angle θ_h is defined as the angle between the reconstructed D_s^+ momentum and the K^- momentum in the ϕ rest frame. Non-resonant $D_s^+ \rightarrow KK\pi$ decays (such as from S-wave processes) passing the selection criteria are treated as signal. Multiple D_s^+ candidates per event are allowed. Correctly reconstructed D_s^+ mesons from continuum background are produced directly in processes of the type $e^+e^- \rightarrow c\bar{c} \rightarrow D_s^\pm X$, and typically have high momenta $p^*(D_s^+)$ in the center-of-mass (CM) frame of the e^+e^- beams with a maximum of $p_{\max}^*(D_s^+) = \sqrt{s/4 - m(D_s^+)^2}$ [25]. The maximum CM momentum of D_s^+ mesons produced in B_s^0 decays is half that of direct production, due to restricted decay phase space. Therefore, to suppress events from the continuum background we require

$$x(D_s^+) = \frac{p^*(D_s^+)}{p_{\max}^*(D_s^+)} = \frac{p^*(D_s^+)}{\sqrt{s/4 - m(D_s^+)^2}} < 0.5. \quad (3)$$

Lepton selection

Each D_s^+ candidate is combined with an electron or muon having the same-sign charge. Electron candidates are identified using the ratio of the energy detected in the ECL to the track momentum, the ECL shower shape, position matching between the track and ECL cluster, the energy loss in the CDC, and the response of the ACC counters. Muons are identified based on their penetration range and transverse scattering in the KLM detector. The polar acceptance regions are $18^\circ < \theta < 150^\circ$ and $25^\circ < \theta < 145^\circ$ for electrons and muons, respectively. Leptons are reconstructed with a minimum lepton momentum in the lab frame $p(\ell^+)$ of 0.6 GeV corresponding to the acceptance threshold of the detector. Lepton candidates are rejected if they are likely to have originated from J/ψ decays, using the mass criterion $|m(\ell^+h^-) - m(J/\psi)| < 5$ MeV, where h^- is any charged track with a mass hypothesis based on the signal candidate lepton. Electrons that appear to originate from Dalitz π^0 decays and from converted photons are removed by requiring $|m(\ell^+h^-) - m(\pi^0)| < 32$ MeV and $|m(\ell^+h^-)| < 100$ MeV, respectively, where h^- is defined as above and γ is any detected photon. The lepton identification efficiencies multiplied by the geometrical acceptances are 77% (electrons) and 71% (muons). The probabilities that a selected lepton candidate is a misidentified

charged kaon or pion are 6% and 19% for electrons and muons, respectively.

The lepton detection efficiencies and misidentification probabilities in the MC simulation are calibrated to data. The calibration factors for the detection efficiencies are obtained from the study of $\gamma\gamma \rightarrow \ell^+\ell^-$ and $J/\psi \rightarrow \ell^+\ell^-$. The misidentification probabilities are determined from $D^{*+} \rightarrow D^0\pi_{\text{slow}}^+$, $D^0 \rightarrow K^-\pi^+$ decays by studying the electron and muon likelihood of the K^- and π^+ tracks from the D^0 . The pion from the D^{*+} , π_{slow}^+ , has a momentum of only a few hundred MeV as it is produced just above the kinematic threshold.

FIT RESULTS

The number of D_s^+ mesons in data is determined from fits to the $KK\pi$ mass distribution. The signal shape used in the fit is modeled as two Gaussian functions with a common mean; the combinatorial background is modeled by a linear function. The fit parameters are the normalizations of signal (N_{sig}) and background (N_{bkg}), the slope of the linear function (b) and the parameters of the two Gaussian functions: the common mean (μ_{sig}), the width of one Gaussian (σ_1), the ratio of the widths ($r_\sigma = \sigma_2/\sigma_1$) and the ratio of the normalizations (r_N).

For the measurement of $N_{D_s^+}$, the fits to $m_{KK\pi}$ are performed in 20 equal bins of the normalized D_s^+ momentum $x(D_s^+)$ in the full range $[0, 1]$, including the control region $x(D_s^+) > 0.5$. A binned approach is used to accommodate $x(D_s^+)$ dependence on the signal and background shape parameters (μ_{sig} , σ_1 , b).

The fit results for the parameters r_σ and r_N are found to be independent of $x(D_s^+)$. Figure 1 shows the $KK\pi$ mass fits for $\Upsilon(5S)$ data in the signal region ($x(D_s^+) < 0.5$) and Fig. 2(a) the obtained D_s^+ momentum spectra for $\Upsilon(5S)$ data and off-resonance data. The off-resonance data is scaled with a factor $S_{\text{cont}} = (\mathcal{L}_{\Upsilon(5S)}/s_{\Upsilon(5S)})/(\mathcal{L}_{\text{off}}/s_{\text{off}}) = 1.81 \pm 0.02$ to account for the difference in integrated luminosities and the dependence of the quark pair production cross section on the center-of-mass energy \sqrt{s} .

The total $N_{D_s^+}$ is obtained by integrating over the region $x(D_s^+) < 0.5$ and subtracting the continuum background given by the scaled off-resonance distribution. A total of $[12.42 \pm 0.08(\text{stat})] \times 10^4$ D_s^+ mesons are reconstructed, where $[2.7 \pm 0.1(\text{stat})] \times 10^4$ of these are from continuum processes. This approach is validated by taking the difference between $\Upsilon(5S)$ and off-resonance data in the control region $x(D_s^+) > 0.5$, where only events from the continuum can contribute. The difference is found to be -872 ± 1778 , consistent with the expectation of zero.

For the $N_{D_s^+\ell^+}$ measurements, the $KK\pi$ mass fits are performed in nine bins of lepton momentum in the range $0.6 \text{ GeV} < p(\ell^+) < 3.1 \text{ GeV}$, where the lower and up-

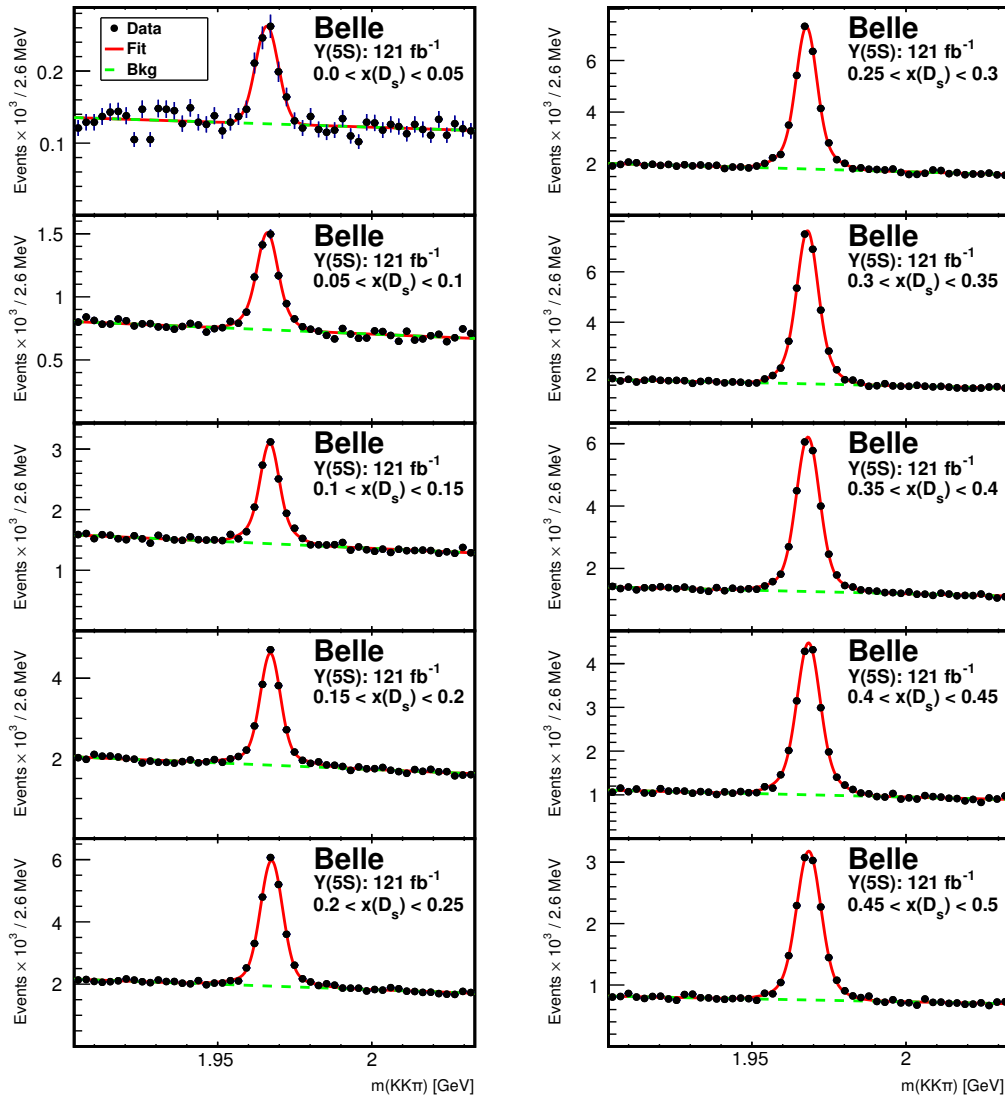


FIG. 1: The invariant $KK\pi$ mass spectra collected near the $\Upsilon(5S)$ resonance in bins of normalised D_s^+ momentum, $x(D_s^+)$, in the signal region ($x(D_s^+) < 0.5$). The fits are used to determine the total number of D_s^+ mesons from b -flavored mesons in the $\Upsilon(5S)$ sample.

per thresholds are chosen due to the detection sensitivity to electrons and muons, and to the semileptonic decay kinematic endpoint, respectively (see Figs. 2(b) and 2(c)). The $D_s^+\ell^+$ samples do not contain enough events to determine all seven fit parameters. Therefore r_σ and r_N are fixed to the values obtained in the $N_{D_s^+}$ measurement. The remaining parameters, other than N_{sig} and N_{bkg} , are determined from a fit to the total $D_s^+\ell^+$ sample without the binning in $p(\ell^+)$ as shown in Fig. 3. The χ^2/ndf of the fits over the full lepton momentum range are found to be 37/45 and 58/45 for electrons and muons, respectively. Compared to the D_s^+ sample, the continuum background in the $D_s^+\ell^+$ sample is suppressed due to the same-sign lepton requirement. The remain-

ing continuum background is subtracted using scaled off-resonance data. The shape difference of the continuum lepton momentum spectra at the $\Upsilon(5S)$ and in the off-resonance samples is determined from MC simulation and the effect is corrected by a bin-by-bin re-weighting before the subtraction.

A χ^2 fit to the lepton momentum spectrum is performed with two components: the prompt lepton signal and the remaining $B_{u,d,s}$ backgrounds, which is the sum of secondary leptons (not coming directly from $B_{u,d,s}$ decays) and misidentified lepton candidates. The shapes of the signal and $B_{u,d,s}$ backgrounds are derived from MC simulation. Figures 2(b) and 2(c) show the fit result, and the goodness of the fits is listed in Table I.

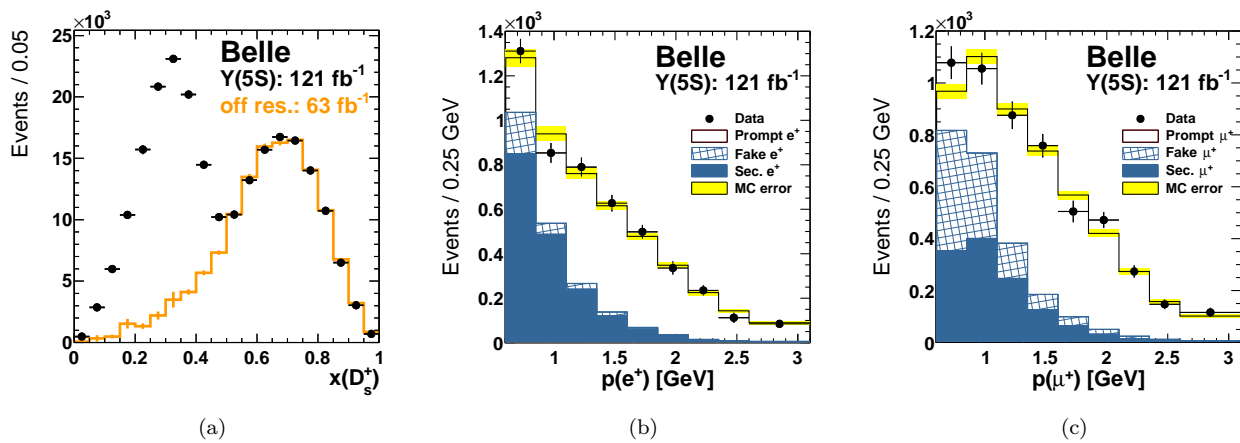


FIG. 2: Momentum spectra obtained from $KK\pi$ mass fits: (a) In bins of $x(D_s^+)$ (D_s^+ sample); (b)+(c) In bins of $p(e^+)$ and $p(\mu^+)$, respectively, where continuum backgrounds have been subtracted using off-resonance data ($D_s^+\ell^+$ sample). The MC uncertainty (yellow) includes both statistical and systematic uncertainties.

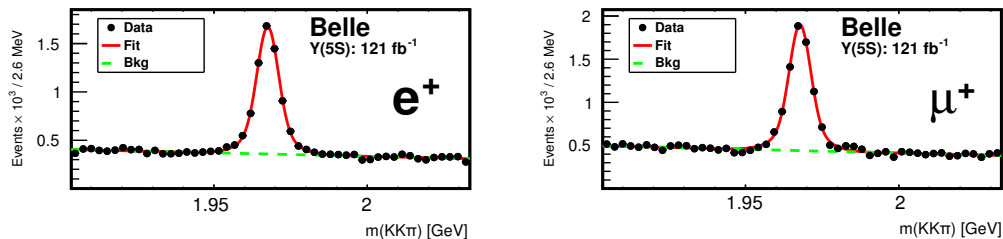


FIG. 3: The invariant $KK\pi$ mass spectra for the full sample of selected $D_s^+\ell^+$ pair events, collected near the $\Upsilon(5S)$ resonance. The figure shows the fits used to determine the shape parameters for the fits in bins of $p(\ell^+)$ (see text for details).

The numbers of prompt leptons obtained in the fit are corrected for efficiency and geometrical acceptance. The results are extrapolated from the experimental momentum threshold of $p(\ell^+) > 0.6$ GeV to the full phase space region using MC simulation, where the uncertainty on this acceptance is included in the systematic uncertainties. The signal acceptance in the region $p(\ell^+) > 0.6$ GeV is 93% for electrons and 94% for muons. Finally, we find $[3.91 \pm 0.18(\text{stat})] \times 10^3$ and $[4.37 \pm 0.21(\text{stat})] \times 10^3$ prompt signal electrons and muons, respectively. To determine \mathcal{R} (Eq. 2), we additionally account for the difference in D_s^+ reconstruction efficiencies between the inclusive D_s^+ and the signal samples $D_s^+\ell^+$. These efficiencies take into account the possibility of more than one $D_s^+ \rightarrow \phi(K^+K^-)\pi^+$ decay per event. The D_s^+ reconstruction efficiencies and the results for \mathcal{R} are summarized in Table I, where the combined result is obtained from the weighted average of the e^+ and μ^+ modes, taking into account measurement correlations.

TABLE I: Measured ratios \mathcal{R} . The first uncertainty is statistical; the second is systematic. The last row shows the result for the combination of the e^+ and μ^+ modes and takes into account the correlations.

Mode	Ratio $\mathcal{R} \times 10^{-4}$	χ^2/ndf	$\epsilon_{D_s^+}(KK\pi)$	$\epsilon_{D_s^+\ell^+}(KK\pi)$
e	$394 \pm 20 \pm 13$	3.6 / 7	28.2%	28.7%
μ	$432 \pm 22 \pm 17$	5.7 / 7	28.2%	29.2%
e, μ	$409 \pm 15 \pm 14$	—	—	—

SYSTEMATIC UNCERTAINTIES ON \mathcal{R}

The systematic uncertainties on the ratio \mathcal{R} are divided into four categories: detector effects, fitting procedure, background modeling and signal modeling. They are discussed in turn below, and are given as relative uncertainties. They are also summarized in Tab. II.

Numerous potential systematic uncertainties that relate to the reconstruction of the D_s^+ ultimately cancel in the ratio; these include uncertainties associated with kaon and pion reconstruction. The uncertainty on the calibration of the electron (muon) identification is 0.7% (1.4%). The uncertainty on the lepton misidentification

is below 0.1%. Another 0.4% uncertainty is added for the reconstruction efficiency of the lepton track. The statistical uncertainty of the efficiencies $\epsilon_{D_s^+ e^+}(KK\pi)$ and $\epsilon_{D_s^+ \mu^+}(KK\pi)$ is 0.8%.

Uncertainties in the modeling of the $KK\pi$ mass shape cancel in the ratio \mathcal{R} . The shape parameters fixed in the $N_{D_s^+ \ell^+}$ fits are each varied by one standard deviation and the variations on the fit results are added in quadrature to determine the systematic uncertainty. This results in an uncertainty of 2.0% (2.2%) for electrons (muons).

The scale factor S_{cont} for the off-resonance data and the correction of the off-resonance lepton momentum spectrum add uncertainties of 0.4% and 1%, respectively. The knowledge of the composition of the fit component containing the combined background from secondary leptons and misidentified lepton candidates is limited by the precision of the measurements of B_s^0 branching fractions, which is estimated to be of the order of 30%. Hence, the yields of secondary leptons from $D_{u,d,s}$, from τ and from other decays, as well as the rate of misidentified leptons are scaled by $\pm 30\%$ and the variation of \mathcal{R} is taken as systematic uncertainty, giving 1.0% (1.5%) for electrons (muons).

For the signal model, since most of the exclusive modes have not been measured, the shape uncertainty is estimated as the full difference between the result obtained with HQET and with the ISGW2 model where applicable. For both electrons and muons, the obtained uncertainty is 1.0%. Since the background from $B_{u,d}$ decays is expected to be approximately 15% of the measured semileptonic yield and the semileptonic width of $B_{u,d}$ decays has been studied in more detail, the shape uncertainties are found to be negligible compared to B_s^0 decays.

The uncertainty due to the composition of the semileptonic width is evaluated by varying the normalization of each mode by $\pm 30\%$ and adding the uncertainties in quadrature. The resulting uncertainties on \mathcal{R} are 1.0% and 1.1% for electrons and muons, respectively. Due to the inclusiveness of the analysis, the total uncertainty on the signal lepton acceptance is only 0.3%.

The total systematic uncertainty on \mathcal{R} is calculated by summing the above uncertainties in quadrature. It is found to be 3.3% (3.1%) for electrons and 4.0% (3.6%) for muons, where the values in parentheses are the fully correlated errors between both modes. Taking these correlations into account, the total systematic uncertainty on the combined value of \mathcal{R} is 3.0%.

EXTRACTION OF THE BRANCHING FRACTION

The extraction of the $B_s^0 \rightarrow X^- \ell^+ \nu_\ell$ branching fraction is based on a prediction of the measured ratio \mathcal{R} and includes the estimation of the background from $B_{u,d}$

TABLE II: Overview of the relative systematic uncertainties of the ratio \mathcal{R} .

Uncertainty [%]	e	μ
Detector effects		
Lepton identification	0.7	1.4
Fake lepton rate	< 0.1	< 0.1
Tracking efficiency	0.4	0.4
D_s^+ reconstruction efficiencies	0.8	0.8
Fitting procedure		
Shape error in $KK\pi$ mass fits	2.0	2.2
Background modeling		
Continuum scale factor S_{cont}	0.4	0.4
Kinematic smearing of $p(\ell)$ from continuum	1.0	1.0
Secondary and fake ℓ bkg. composition	1.0	1.5
Signal modeling		
Shape of the prompt lepton spectrum	1.0	1.0
Composition of the semileptonic width	1.6	2.1
Total	3.3	4.0
Total correlated	3.1	3.6

decays. This approach is based on the calculation of the number of same-sign lepton pairs $\ell^+ \ell^+$ in $\Upsilon(5S)$ decays discussed in Refs. [26, 27]. The measured yields \mathcal{N}_ζ (where $\zeta = D_s^+, D_s^+ \ell^+$) contain a contribution from B_s^0 decays $\mathcal{N}_\zeta(B_s^{(*)} \bar{B}_s^{(*)})$ and from $B_{u,d}$ background $\mathcal{N}_\zeta(B_{u,d}^{(*)} \bar{B}_{u,d}^{(*)}(\pi))$:

$$\mathcal{R} = \frac{\mathcal{N}_{D_s^+ \ell^+}(B_s^{(*)} \bar{B}_s^{(*)}) + \mathcal{N}_{D_s^+ \ell^+}(B_{u,d}^{(*)} \bar{B}_{u,d}^{(*)}(\pi))}{\mathcal{N}_{D_s^+}(B_s^{(*)} \bar{B}_s^{(*)}) + \mathcal{N}_{D_s^+}(B_{u,d}^{(*)} \bar{B}_{u,d}^{(*)}(\pi))}. \quad (4)$$

The total number of produced b -quark pairs, $N_{b\bar{b}}$, cancels in the ratio. Pairs of $b\bar{b}$ quarks produced near the $\Upsilon(5S)$ resonance hadronize in pairs of $B_{u,d}$ mesons with a probability of $f_{ud} = f_u + f_d$, where $f_u = \mathcal{B}(\Upsilon(5S) \rightarrow B^\pm X)/2 = (36.1 \pm 3.2)\%$ and $f_d = \mathcal{B}(\Upsilon(5S) \rightarrow B^0 X)/2 = (38.5 \pm 4.2)\%$ [28]. B_s^0 pairs are formed with a probability of $f_s = (19.9 \pm 3.0)\%$ [18]. The remaining contribution to the $Y(5S) \rightarrow b\bar{b}$ decay width are bottomonium resonances, but no subsequent decays of these resonances to D_s^+ mesons have been observed so far. The contribution from bottomonium is assumed to be negligible in the ratio \mathcal{R} , and neglected in the calculations.

The production of $B_{u,d}$ mesons near the $\Upsilon(5S)$ center-of-mass energy is divided in three classes [28]: two-body decays $B_{u,d}^{(*)} \bar{B}_{u,d}^{(*)}$, three-body decays with an additional pion $B_{u,d}^{(*)} \bar{B}_{u,d}^{(*)} \pi$ and the initial state radiation (ISR) process $e^+ e^- \rightarrow \gamma_{\text{ISR}} \Upsilon(4S) \rightarrow \gamma_{\text{ISR}} B_{u,d} \bar{B}_{u,d}$. The fractions of the different two-body production mechanisms are given by the parameters $F_{B\bar{B}}$, $F_{B^* \bar{B}}$ and $F_{B^* \bar{B}^*}$, and their sum is denoted by F_2 . The fraction of three-body decays is $(f_{ud} - F_2) \cdot F'_3$, where $F'_3 = F'_{B\bar{B}\pi} + F'_{B^* \bar{B}\pi} + F'_{B^* \bar{B}^* \pi}$. The remainder $(f_{ud} - F_2) \cdot (1 - F'_3)$ is attributed to the ISR process. From isospin symmetry, one can deduce that one-third of the three-body decay modes are

$B^{+(*)}B^{-(*)}\pi^0$ and $B^{0(*)}\bar{B}^{0(*)}\pi^0$, with the remainder being $B^{+(*)}\bar{B}^{0(*)}\pi^-$ or $B^{-(*)}B^{0(*)}\pi^+$.

The mixing probability $\chi_q^{(\mathcal{C})}$ of a pair of B_q^0 mesons ($q = d, s$) depends on $x_q = \Delta m_{B_q^0}/\Gamma_{B_q^0}$ and the \mathcal{C} eigenstate in which the pair is produced:

$$\chi_q^{(+)} = \frac{x_q^2(3 + x_q^2)}{2(1 + x_q^2)^2} \quad \text{and} \quad \chi_q^{(-)} = \frac{x_q^2}{2(1 + x_q^2)}. \quad (5)$$

In contrast to B^0 mesons, where $x_d = 0.770 \pm 0.008$ [18], $x_s = 26.49 \pm 0.29$ [18] is so large for B_s^0 mesons that

the difference between even and odd \mathcal{C} eigenstates can be neglected. We use the approximation $\chi_s = (1 - \chi_s) = 0.500 \pm 0.001$. For B^0 produced together with a charged B^- meson, the mixing probability is the same as for $\mathcal{C} = -1$. With this information, the contributions \mathcal{N} to the yields from each b -flavored meson production mode can be calculated. The factor of two takes into account the possibility that the reconstructed D_s^+ meson can stem from either of the two b -flavored mesons.

$$\mathcal{N}_{D_s^+}(B_s^{(*)}\bar{B}_s^{(*)})/N_{b\bar{b}} = 2 \cdot f_s \cdot \mathcal{B}(B_s^0 \rightarrow D_s^\pm X), \quad (6)$$

$$\mathcal{N}_{D_s^+}(B_{u,d}^{(*)}\bar{B}_{u,d}^{(*)}(\pi))/N_{b\bar{b}} = 2 \cdot f_d \cdot \mathcal{B}(B^0 \rightarrow D_s^\pm X) + 2 \cdot f_u \cdot \mathcal{B}(B^+ \rightarrow D_s^\pm X), \quad (7)$$

$$\mathcal{N}_{D_s^+\ell^+}(B_s^{0(*)}\bar{B}_s^{0(*)})/N_{b\bar{b}} = 2 \cdot f_s \cdot \mathcal{B}(B_s^0 \rightarrow X^-\ell^+\nu_\ell) \cdot (1 - \chi_s) \cdot \mathcal{B}(B_s^0 \rightarrow D_s^\pm X), \quad (8)$$

$$\begin{aligned} \mathcal{N}_{D_s^+\ell^+}(B_{u,d}^{(*)}\bar{B}_{u,d}^{(*)}(\pi))/N_{b\bar{b}} = & \\ & 2 \cdot \frac{f_d}{f_{ud}} \cdot \underbrace{\left[F_{B\bar{B}} + F_{B^*\bar{B}^*} + \frac{1}{3}(f_{ud} - F_2) \cdot (F'_{B\bar{B}\pi} + F'_{B^*\bar{B}^*\pi}) + (f_{ud} - F_2) \cdot (1 - F'_3) \right]}_{B^{0(*)}\bar{B}^{0(*)} \text{ pairs, } \mathcal{C} \text{ even}} \cdot \\ & \underbrace{\left\{ \chi_d^{(-)} \cdot \mathcal{B}(B^0 \rightarrow D_s^+ X) + \left(1 - \chi_d^{(-)}\right) \cdot \mathcal{B}(B^0 \rightarrow D_s^- X) \right\}}_{B^{0(*)}\bar{B}^{0(*)} \text{ pairs, } \mathcal{C} \text{ even}} \cdot \mathcal{B}(B^0 \rightarrow X^-\ell^+\nu_\ell) \\ & + 2 \cdot \frac{f_d}{f_{ud}} \cdot \underbrace{\left[F_{B^*B} + \frac{1}{3}(f_{ud} - F_2) \cdot F'_{B^*\bar{B}\pi} \right]}_{B^0\bar{B}^{0*} \text{ pairs, } \mathcal{C} \text{ odd}} \cdot \\ & \underbrace{\left\{ \chi_d^{(+)} \cdot \mathcal{B}(B^0 \rightarrow D_s^+ X) + \left(1 - \chi_d^{(+)}\right) \cdot \mathcal{B}(B^0 \rightarrow D_s^- X) \right\}}_{B^0\bar{B}^{0*} \text{ pairs, } \mathcal{C} \text{ odd}} \cdot \mathcal{B}(B^0 \rightarrow X^-\ell^+\nu_\ell) \\ & + 2 \cdot \frac{f_u}{f_{ud}} \cdot \underbrace{\left[F_2 + \frac{1}{3}(f_{ud} - F_2) \cdot F'_3 + (f_{ud} - F_2) \cdot (1 - F'_3) \right]}_{B^{+(*)}B^{-(*)} \text{ pairs}} \cdot \mathcal{B}(B^+ \rightarrow D_s^- X) \cdot \mathcal{B}(B^+ \rightarrow X\ell^+\nu_\ell) \\ & + \underbrace{\left[\frac{2}{3} \cdot (f_{ud} - F_2) \cdot F'_3 \right]}_{B^{+(*)}\bar{B}^{0(*)} \text{ and } B^{-(*)}\bar{B}^{0(*)} \text{ pairs}} \cdot \\ & \underbrace{\left(\left\{ \chi_d^{(-)} \cdot \mathcal{B}(B^0 \rightarrow D_s^+ X) + \left(1 - \chi_d^{(-)}\right) \cdot \mathcal{B}(B^0 \rightarrow D_s^- X) \right\} \cdot \mathcal{B}(B^+ \rightarrow X\ell^+\nu_\ell) + \right.}_{B^{+(*)}\bar{B}^{0(*)} \text{ and } B^{-(*)}\bar{B}^{0(*)} \text{ pairs}} \\ & \left. \left\{ \chi_d^{(-)} \cdot \mathcal{B}(B^+ \rightarrow D_s^+ X) + \left(1 - \chi_d^{(-)}\right) \cdot \mathcal{B}(B^+ \rightarrow D_s^- X) \right\} \cdot \mathcal{B}(B^0 \rightarrow X^-\ell^+\nu_\ell) \right) \end{aligned} \quad (9)$$

Equation 4 is solved for $\mathcal{B}(B_s^0 \rightarrow X^-\ell^+\nu_\ell)$, which is the only unknown quantity.

$$\mathcal{B}(B_s^0 \rightarrow X^-\ell^+\nu_\ell) = \frac{\left[\mathcal{N}_{D_s^+}(B_s^{(*)}\bar{B}_s^{(*)}) + \mathcal{N}_{D_s^+}(B_{u,d}^{(*)}\bar{B}_{u,d}^{(*)}(\pi)) \right] \cdot \mathcal{R} - \mathcal{N}_{D_s^+\ell^+}(B_{u,d}^{(*)}\bar{B}_{u,d}^{(*)}(\pi))}{2 \cdot f_s \cdot (1 - \chi_s) \cdot \mathcal{B}(B_s^0 \rightarrow D_s^\pm X) \cdot N_{b\bar{b}}} \quad (10)$$

The parameters used to calculate the \mathcal{N} terms are summarized in Table III. The uncertainties on $\mathcal{B}(B_s^0 \rightarrow X^-\ell^+\nu_\ell)$ from the external parameters are obtained by varying each of them in turn by their uncertainties; for

asymmetric uncertainties, the larger one is used. The external parameters are treated as if they were uncorrelated. The correlations between the ratio \mathcal{R} and the external parameters measured at Belle are negligible.

TABLE III: Central values used for the extraction of the branching fraction \mathcal{B} . The relative systematic uncertainty $|\Delta\mathcal{B}/\mathcal{B}|$ is given for the combined measurement. Parameter values are taken from Ref. [18] unless otherwise stated.

Parameter	Value	$ \Delta\mathcal{B}/\mathcal{B} $ [%]
$f_u = \mathcal{B}(\Upsilon(5S) \rightarrow B^\pm X)/2$	$(36.1 \pm 3.2)\%$ [28]	0.8
$f_d = \mathcal{B}(\Upsilon(5S) \rightarrow B^0 X)/2$	$(38.5 \pm 4.2)\%$ [28]	0.5
f_s	$(19.9 \pm 3.0)\%$	2.2
$\mathcal{B}(B_s \rightarrow D_s^\pm X)$	$(93 \pm 25)\%$ [24]	4.0
$\mathcal{B}(B^+ \rightarrow D_s^+ X)$	$(7.9 \pm 1.4)\%$	2.2
$\mathcal{B}(B^0 \rightarrow D_s^+ X)$	$(10.3 \pm 2.1)\%$	1.5
$\mathcal{B}(B^0 \rightarrow D_s^- X)$	$(1.5 \pm 0.8)\%$ [29]	1.4
$\mathcal{B}(B^+ \rightarrow D_s^- X)$	$(1.1 \pm 0.4)\%$	1.1
$\mathcal{B}(B^0 \rightarrow X\ell^+\nu_\ell)$	$(10.33 \pm 0.28)\%$	0.4
$\mathcal{B}(B^+ \rightarrow X\ell^+\nu_\ell)$	$(10.99 \pm 0.28)\%$	0.1
$F_{B^*\bar{B}^*}$	$(38.1 \pm 3.4)\%$	0.1
$F_{B^*\bar{B}}$	$(13.7 \pm 1.6)\%$	0.1
$F_{B\bar{B}}$	$(5.5 \pm 1.6)\%$	0.0
$F_{B^*\bar{B}^*\pi}^I$	$(5.9 \pm 7.8)\%$ [28]	0.1
$F_{B^*\bar{B}\pi}^I$	$(41.6 \pm 12.1)\%$ [28]	0.2
$F_{B\bar{B}\pi}^I$	$(0.2 \pm 6.8)\%$ [28]	0.0
x_d	0.771 ± 0.008	0.1
χ_s	0.500 ± 0.001	0.2

RESULTS AND DISCUSSION

We obtain the following values for the semileptonic branching fraction $\mathcal{B}(B_s^0 \rightarrow X^-\ell^+\nu_\ell)$:

$$\begin{aligned} \ell = e & \quad [9.1 \pm 0.5(\text{stat}) \pm 0.6(\text{syst})]\%, \\ \ell = \mu & \quad [10.2 \pm 0.6(\text{stat}) \pm 0.8(\text{syst})]\%, \\ \ell = e, \mu & \quad [9.6 \pm 0.4(\text{stat}) \pm 0.7(\text{syst})]\%. \end{aligned}$$

The last branching fraction is the combination of the electron and muon mode measurements. Our result is consistent with the measurement in Ref. [7] and substantially improves on both the statistical and systematic precision.

Table IV summarizes the uncertainties of the branching fractions. The dominant uncertainty arises from the external parameters. This is typical for almost any B_s^0 absolute branching fraction measurement where the B_s^0 production rate near the $\Upsilon(5S)$ resonance has to be estimated. In this measurement, the critical parameters f_s and $\mathcal{B}(B_s \rightarrow D_s^\pm X)$ appear in the numerator and denominator of the ratio \mathcal{R} and therefore the respective uncertainties partially cancel. The measurement of the ratio \mathcal{R} is kept independent of the extraction of $\mathcal{B}(B^0 \rightarrow X^-\ell^+\nu_\ell)$, in order to facilitate the update of the branching fraction when the precision of external measurements improves.

Using the well measured lifetimes of the B_s^0 and B^0 mesons, and $\mathcal{B}(B^0 \rightarrow X^-\ell^+\nu_\ell)$ [18], the inclusive semileptonic width of the B_s^0 is determined to be $\Gamma_{\text{SL}}(B_s^0) = (0.94 \pm 0.08) \cdot \Gamma_{\text{SL}}(B^0)$ which is consistent with the theoretical expectation [4, 5]. This level of precision is already an important test of the theoretical description of semileptonic B_s^0 decays. To fully understand

TABLE IV: Relative uncertainties on the branching fraction $\mathcal{B}(B_s^0 \rightarrow X\ell^+\nu_\ell)$ in percent, for the electron and muon mode, and their combination.

Uncertainty [%]	e	μ	e, μ
Detector effects	1.3	1.9	1.2
Fitting procedure	2.4	2.6	2.4
Background modelling	1.8	2.2	1.8
Signal modelling	2.1	2.8	2.4
External parameters (see Tab. III)	5.6	5.9	5.6
Total systematic	6.8	7.5	6.9
Statistical	5.7	6.0	4.2

$SU(3)$ symmetry breaking effects, the heavy quark parameters of semileptonic B_s^0 decays must be measured directly. This can be achieved through the analysis of spectral moments, although it will require full reconstruction techniques only feasible at a next generation flavor factory.

SUMMARY

We measured the inclusive semileptonic B_s^0 branching fraction $\mathcal{B}(B_s^0 \rightarrow X^-\ell^+\nu_\ell) = [9.6 \pm 0.4(\text{stat}) \pm 0.7(\text{syst})]\%$. This is the most precise measurement to date and in agreement with the previous measurement [7] and theoretical expectations [4, 5].

ACKNOWLEDGEMENTS

We thank the KEKB group for the excellent operation of the accelerator; the KEK cryogenics group for the efficient operation of the solenoid; and the KEK computer group, the National Institute of Informatics, and the PNNL/EMSL computing group for valuable computing and SINET4 network support. We acknowledge support from the Ministry of Education, Culture, Sports, Science, and Technology (MEXT) of Japan, the Japan Society for the Promotion of Science (JSPS), and the Tau-Lepton Physics Research Center of Nagoya University; the Australian Research Council and the Australian Department of Industry, Innovation, Science and Research; the National Natural Science Foundation of China under contract No. 10575109, 10775142, 10875115 and 10825524; the Ministry of Education, Youth and Sports of the Czech Republic under contract No. LA10033 and MSM0021620859; the Department of Science and Technology of India; the Istituto Nazionale di Fisica Nucleare of Italy; the BK21 and WCU program of the Ministry Education Science and Technology, National Research Foundation of Korea, and GSDC of the Korea Institute of Science and Technology Information; the Polish Ministry of Science and Higher Education; the Ministry of Education and Science of the Russian Federation and the

Russian Federal Agency for Atomic Energy; the Slovenian Research Agency; the Swiss National Science Foundation; the National Science Council and the Ministry of Education of Taiwan; and the U.S. Department of Energy and the National Science Foundation. This work is supported by a Grant-in-Aid from MEXT for Science Research in a Priority Area (“New Development of Flavor Physics”), and from JSPS for Creative Scientific Research (“Evolution of Tau-lepton Physics”).

-
- [1] N. Cabibbo, Phys. Rev. Lett. **10**, 531 (1963); M. Kobayashi and T. Maskawa, Prog. Theor. Phys. **49**, 652 (1973).
- [2] V. Abazov *et al.* [D0 Collaboration], Phys. Rev. D **82**, 032001 (2010).
- [3] R. Aaij *et al.* [LHCb Collaboration], Phys. Rev. D **85**, 032008 (2012).
- [4] M. Gronau and J. L. Rosner, Phys. Rev. D **83**, 034025 (2011).
- [5] I. I. Bigi, T. Mannel and N. Uraltsev, JHEP **1109**, 012 (2011).
- [6] D. M. Asner *et al.* [CLEO Collaboration], Phys. Rev. D **81**, 052007 (2010).
- [7] J. P. Lees *et al.* [BaBar Collaboration], Phys. Rev. D **85**, 011101 (2012).
- [8] V. M. Abazov *et al.* [D0 Collaboration], Phys. Rev. Lett. **102**, 051801 (2009).
- [9] R. Aaij *et al.* [LHCb Collaboration], Phys. Lett. B **698**, 14 (2011).
- [10] S. Kurokawa and E. Kikutani, Nucl. Instrum. Meth. A **499**, 1 (2003), and other papers included in this volume.
- [11] A. Abashian *et al.*, Nucl. Instrum. Meth. A **479**, 117 (2002).
- [12] This number was obtained by the Belle Collaboration with the method described in A. Drutskoy *et al.* [Belle Collaboration], Phys. Rev. Lett. **98**, 052001 (2007).
- [13] D. J. Lange, Nucl. Instrum. Meth. A **462**, 152 (2001).
- [14] R. Brun *et al.*, GEANT 3.21 CERN Report DD/EE/84-1, (1984).
- [15] J. A. Bailey *et al.*, Phys. Rev. D **85**, 114502 (2012). Erratum-ibid. D **86**, 039904 (2012).
- [16] X. J. Chen, H. F. Fu, C. S. Kim and G. L. Wang, J. Phys. G **39**, 045002 (2012).
- [17] G. Li, F.-L. Shao and W. Wang, Phys. Rev. D **82**, 094031 (2010).
- [18] J. Beringer *et al.* [Particle Data Group], Phys. Rev. D **86**, 010001 (2012).
- [19] D. Scora and N. Isgur, Phys. Rev. D **52**, 2783 (1995).
- [20] I. Caprini, L. Lellouch and M. Neubert, Nucl. Phys. B **530**, 153 (1998).
- [21] Y. Amhis *et al.* [Heavy Flavor Averaging Group], arXiv:1207.1158 [hep-ex].
- [22] E. Barberio and Z. Was, Comput. Phys. Commun. **79**, 291 (1994).
- [23] Throughout this paper, the inclusion of the charge conjugate mode decay is implied unless otherwise stated.
- [24] We interpret the average $\mathcal{B}(B_s^0 \rightarrow D_s^\pm X) = (93 \pm 25)\%$ from Ref. [16] as a multiplicity (*i.e.*, the value can be greater than one), not as a branching fraction $\mathcal{B}(B_s^0 \rightarrow D_s^- X)$.
- [25] Throughout this paper, the convention $c = 1$ is used.
- [26] R. Louvot, “Study of B_s^0 -meson production and measurement of B_s^0 decays into a $D_s^{(*)}$ and a light meson in e^+e^- collisions at $\sqrt{s} = 10.87$ GeV,” PhD thesis #5213, EPFL (2012).
- [27] R. Sia and S. Stone, Phys. Rev. D **74**, 031501 (2006), [Erratum-ibid. D **80**, 039901 (2009)].
- [28] A. Drutskoy *et al.* [Belle Collaboration], Phys. Rev. D **81**, 112003 (2010).
- [29] B. Aubert *et al.* [BABAR Collaboration], Phys. Rev. D **75**, 072002 (2007).

Erratum:

Measurement of the inclusive semileptonic branching fraction $\mathcal{B}(B_s^0 \rightarrow X^- \ell^+ \nu_\ell)$ at Belle

C. Oswald,² P. Urquijo,³⁰ J. Dingfelder,² I. Adachi,¹⁰ H. Aihara,⁵⁴ K. Arinstein,³ D. M. Asner,⁴³ T. Aushev,¹⁸
 A. M. Bakich,⁴⁸ K. Belous,¹⁷ V. Bhardwaj,³⁵ B. Bhuyan,¹³ A. Bondar,³ G. Bonvicini,⁵⁹ A. Bozek,³⁹
 M. Bračko,^{28,19} T. E. Browder,⁹ P. Chang,³⁸ V. Chekelian,²⁹ A. Chen,³⁶ P. Chen,³⁸ B. G. Cheon,⁸
 K. Chilikin,¹⁸ R. Chistov,¹⁸ K. Cho,²² V. Chobanova,²⁹ S.-K. Choi,⁷ Y. Choi,⁴⁷ D. Cinabro,⁵⁹ J. Dalseno,^{29,50}
 Z. Doležal,⁴ Z. Drásal,⁴ A. Drutskoy,^{18,31} D. Dutta,¹³ S. Eidelman,³ S. Esen,⁵ H. Farhat,⁵⁹ J. E. Fast,⁴³
 V. Gaur,⁴⁹ N. Gabyshev,³ S. Ganguly,⁵⁹ R. Gillard,⁵⁹ Y. M. Goh,⁸ B. Golob,^{26,19} J. Haba,¹⁰ K. Hayasaka,³⁴
 H. Hayashii,³⁵ Y. Horii,³⁴ Y. Hoshi,⁵² W.-S. Hou,³⁸ H. J. Hyun,²⁴ T. Iijima,^{34,33} A. Ishikawa,⁵³ R. Itoh,^{10,6}
 Y. Iwasaki,¹⁰ D. H. Kah,²⁴ J. H. Kang,⁶¹ E. Kato,⁵³ T. Kawasaki,⁴¹ C. Kiesling,²⁹ H. J. Kim,²⁴ H. O. Kim,²⁴
 J. B. Kim,²³ K. T. Kim,²³ M. J. Kim,²⁴ Y. J. Kim,²² K. Kinoshita,⁵ J. Klucar,¹⁹ B. R. Ko,²³ S. Korpar,^{28,19}
 R. T. Kouzes,⁴³ P. Krizán,^{26,19} P. Krokovny,³ B. Kronenbitter,²¹ T. Kuhr,²¹ T. Kumita,⁵⁶ Y.-J. Kwon,⁶¹
 S.-H. Lee,²³ J. Li,⁴⁶ Y. Li,⁵⁸ J. Libby,¹⁴ C. Liu,⁴⁵ Y. Liu,⁵ Z. Q. Liu,¹⁵ D. Liventsev,¹⁰ R. Louvot,²⁵ O. Lutz,²¹
 D. Matvienko,³ K. Miyabayashi,³⁵ H. Miyata,⁴¹ R. Mizuk,^{18,31} G. B. Mohanty,⁴⁹ A. Moll,^{29,50} N. Muramatsu,⁴⁴
 Y. Nagasaka,¹¹ E. Nakano,⁴² M. Nakao,^{10,6} E. Nedelkowska,²⁹ N. K. Nisar,⁴⁹ S. Nishida,^{10,6} O. Nitoh,⁵⁷
 T. Nozaki,¹⁰ S. Ogawa,⁵¹ T. Ohshima,³³ S. Okuno,²⁰ S. L. Olsen,⁴⁶ W. Ostrowicz,³⁹ P. Pakhlov,^{18,31} G. Pakhlova,¹⁸
 H. Park,²⁴ H. K. Park,²⁴ T. K. Pedlar,²⁷ R. Pestotnik,¹⁹ M. Petrič,¹⁹ L. E. Piilonen,⁵⁸ M. Prim,²¹
 K. Prothmann,^{29,50} M. Ritter,²⁹ M. Röhrken,²¹ M. Rozanska,³⁹ S. Ryu,⁴⁶ H. Sahoo,⁹ T. Saito,⁵³ Y. Sakai,^{10,6}
 S. Sandilya,⁴⁹ L. Santelj,¹⁹ T. Sanuki,⁵³ Y. Sato,⁵³ O. Schneider,²⁵ G. Schnell,^{1,12} C. Schwanda,¹⁶
 A. J. Schwartz,⁵ K. Senyo,⁶⁰ O. Seon,³³ M. E. Sevier,³⁰ M. Shapkin,¹⁷ C. P. Shen,⁶² T.-A. Shibata,⁵⁵
 J.-G. Shiu,³⁸ B. Shwartz,³ A. Sibidanov,⁴⁸ F. Simon,^{29,50} P. Smerkol,¹⁹ Y.-S. Sohn,⁶¹ A. Sokolov,¹⁷
 E. Solovieva,¹⁸ M. Starič,¹⁹ T. Sumiyoshi,⁵⁶ G. Tatishvili,⁴³ Y. Teramoto,⁴² K. Trabelsi,^{10,6} T. Tsuboyama,^{10,6}
 M. Uchida,⁵⁵ S. Uehara,^{10,6} T. Uglov,^{18,32} Y. Unno,⁸ S. Uno,^{10,6} C. Van Hulse,¹ P. Vanhoefer,²⁹ G. Varner,⁹
 K. E. Varvell,⁴⁸ C. H. Wang,³⁷ M.-Z. Wang,³⁸ P. Wang,¹⁵ M. Watanabe,⁴¹ Y. Watanabe,²⁰ K. M. Williams,⁵⁸
 E. Won,²³ H. Yamamoto,⁵³ Y. Yamashita,⁴⁰ C. C. Zhang,¹⁵ Z. P. Zhang,⁴⁵ V. Zhilich,³ and A. Zupanc¹⁹

(The Belle Collaboration)

¹University of the Basque Country UPV/EHU, 48080 Bilbao²University of Bonn, 53115 Bonn³Budker Institute of Nuclear Physics SB RAS and Novosibirsk State University, Novosibirsk 630090⁴Faculty of Mathematics and Physics, Charles University, 121 16 Prague⁵University of Cincinnati, Cincinnati, Ohio 45221⁶The Graduate University for Advanced Studies, Hayama 240-0193⁷Gyeongsang National University, Chinju 660-701⁸Hanyang University, Seoul 133-791⁹University of Hawaii, Honolulu, Hawaii 96822¹⁰High Energy Accelerator Research Organization (KEK), Tsukuba 305-0801¹¹Hiroshima Institute of Technology, Hiroshima 731-5193¹²IKERBASQUE, Basque Foundation for Science, 48011 Bilbao¹³Indian Institute of Technology Guwahati, Assam 781039¹⁴Indian Institute of Technology Madras, Chennai 600036¹⁵Institute of High Energy Physics, Chinese Academy of Sciences, Beijing 100049¹⁶Institute of High Energy Physics, Vienna 1050¹⁷Institute for High Energy Physics, Protvino 142281¹⁸Institute for Theoretical and Experimental Physics, Moscow 117218¹⁹J. Stefan Institute, 1000 Ljubljana²⁰Kanagawa University, Yokohama 221-8686²¹Institut für Experimentelle Kernphysik, Karlsruhe Institut für Technologie, 76131 Karlsruhe²²Korea Institute of Science and Technology Information, Daejeon 305-806²³Korea University, Seoul 136-713²⁴Kyungpook National University, Daegu 702-701²⁵École Polytechnique Fédérale de Lausanne (EPFL), Lausanne 1015²⁶Faculty of Mathematics and Physics, University of Ljubljana, 1000 Ljubljana²⁷Luther College, Decorah, Iowa 52101²⁸University of Maribor, 2000 Maribor

- ²⁹Max-Planck-Institut für Physik, 80805 München
³⁰School of Physics, University of Melbourne, Victoria 3010
³¹Moscow Physical Engineering Institute, Moscow 115409
³²Moscow Institute of Physics and Technology, Moscow Region 141700
³³Graduate School of Science, Nagoya University, Nagoya 464-8602
³⁴Kobayashi-Maskawa Institute, Nagoya University, Nagoya 464-8602
³⁵Nara Women's University, Nara 630-8506
³⁶National Central University, Chung-li 32054
³⁷National United University, Miao Li 36003
³⁸Department of Physics, National Taiwan University, Taipei 10617
³⁹H. Niewodniczanski Institute of Nuclear Physics, Krakow 31-342
⁴⁰Nippon Dental University, Niigata 951-8580
⁴¹Niigata University, Niigata 950-2181
⁴²Osaka City University, Osaka 558-8585
⁴³Pacific Northwest National Laboratory, Richland, Washington 99352
⁴⁴Research Center for Electron Photon Science, Tohoku University, Sendai 980-8578
⁴⁵University of Science and Technology of China, Hefei 230026
⁴⁶Seoul National University, Seoul 151-742
⁴⁷Sungkyunkwan University, Suwon 440-746
⁴⁸School of Physics, University of Sydney, NSW 2006
⁴⁹Tata Institute of Fundamental Research, Mumbai 400005
⁵⁰Excellence Cluster Universe, Technische Universität München, 85748 Garching
⁵¹Toho University, Funabashi 274-8510
⁵²Tohoku Gakuin University, Tagajo 985-8537
⁵³Tohoku University, Sendai 980-8578
⁵⁴Department of Physics, University of Tokyo, Tokyo 113-0033
⁵⁵Tokyo Institute of Technology, Tokyo 152-8550
⁵⁶Tokyo Metropolitan University, Tokyo 192-0397
⁵⁷Tokyo University of Agriculture and Technology, Tokyo 184-8588
⁵⁸CNP, Virginia Polytechnic Institute and State University, Blacksburg, Virginia 24061
⁵⁹Wayne State University, Detroit, Michigan 48202
⁶⁰Yamagata University, Yamagata 990-8560
⁶¹Yonsei University, Seoul 120-749
⁶²Beihang University, Beijing 100191

We recently discovered an error in the way the Belle installation of EvtGen [1] treated semileptonic B_s^0 decays. It was found that the generated distribution of the lepton decay angle in the rest frame of the virtual W boson was uniform. This also led to incorrectly modeled lepton momentum spectra in the simulation. There were two consequences of this modeling error: the normalization of the signal component obtained in the fit to the lepton momentum distributions was incorrect, and the acceptance within the selected fiducial region was incorrectly estimated. We have addressed this problem by correcting the affected Monte Carlo (MC) distributions. Below, we report on the resulting changes in the measurement. All values that change with respect to the original publication are also summarized in Table I.

The corrected signal acceptances for the $p(\ell^+) > 0.6$ GeV selection criterion are 93% and 94% for electrons and muons, respectively. The signal lepton identification efficiencies multiplied by the geometrical acceptance are estimated to be 77% (electrons) and 71% (muons). We repeat the fit to the measured lepton momentum spectra with the correct MC distribution of prompt leptons (see Fig. 1). The χ^2/ndf value of the fits are 3.6/7 and 5.7/7 for the electron and muon modes, respectively. The efficiency-corrected yields of

prompt leptons are $[3.91 \pm 0.18(\text{stat})] \times 10^3$ electrons and $[4.37 \pm 0.21(\text{stat})] \times 10^3$ muons. These yields translate into the following ratios $\mathcal{R}_\ell = N_{D_s^+ \ell^+}/N_{D_s^+}$:

$$\begin{aligned}\mathcal{R}_e &= [394 \pm 19(\text{stat}) \pm 13(\text{syst})] \times 10^{-4}, \\ \mathcal{R}_\mu &= [432 \pm 22(\text{stat}) \pm 17(\text{syst})] \times 10^{-4}, \\ \mathcal{R}_{e,\mu} &= [409 \pm 15(\text{stat}) \pm 14(\text{syst})] \times 10^{-4}.\end{aligned}$$

The combination of the e^+ and μ^+ modes, $\mathcal{R}_{e,\mu}$, takes into account the correlations between the two modes. The correction of the signal MC distributions also modifies the systematic uncertainties in the “signal modeling” category in Table II of the original publication. The uncertainty on \mathcal{R} due to the modeling of the shape of the prompt lepton spectra is re-evaluated to be 1.0% for both electrons and muons. The uncertainty due to the composition of the semileptonic width becomes 1.6% and 2.1% for electrons and muons, respectively. The total systematic uncertainties on \mathcal{R} are recalculated to be 3.3% (3.1%) for the electron mode and 4.0% (3.6%) for the muon mode, where the values in parentheses are the fully correlated errors between both modes. Based on the ratios, \mathcal{R}_ℓ , we obtain the following values for the semilep-

tonic branching fraction $\mathcal{B}(B_s^0 \rightarrow X^{-\ell^+ \nu_\ell})$:

$$\begin{aligned} \ell = e : & \quad [9.1 \pm 0.5(\text{stat}) \pm 0.6(\text{syst})]\%, \\ \ell = \mu : & \quad [10.2 \pm 0.6(\text{stat}) \pm 0.8(\text{syst})]\%, \\ \ell = e, \mu : & \quad [9.6 \pm 0.4(\text{stat}) \pm 0.7(\text{syst})]\%. \end{aligned}$$

The systematic uncertainty includes the systematic uncertainty on \mathcal{R} and the uncertainty due to the external

measurements used in the branching fraction extraction. The latter uncertainty depends also on the value of \mathcal{R} and is re-evaluated to be 5.6% (electron mode), 5.9% (muon mode) and 5.6% (combined mode).

Although the updated branching fractions are significantly lower than before, they are still consistent with the expectation from SU(3) symmetry [2, 3].

[1] D. J. Lange, Nucl. Instrum. Meth. A **462**, 152 (2001).
 [2] M. Gronau and J. L. Rosner, Phys. Rev. D **83**, 034025 (2011).

[3] I. I. Bigi, T. Mannel and N. Uraltsev, JHEP **1109**, 012 (2011).

FIG. 1: Momentum spectra obtained from $KK\pi$ mass fits in the $D_s^+\ell^+$ samples in bins of $p(e^+)$ and $p(\mu^+)$, respectively. The continuum backgrounds have been subtracted using off-resonance data. The MC uncertainty includes both statistical and systematic uncertainties. (Replacement for Figs. 2(b) and 2(c) in the original publication.)

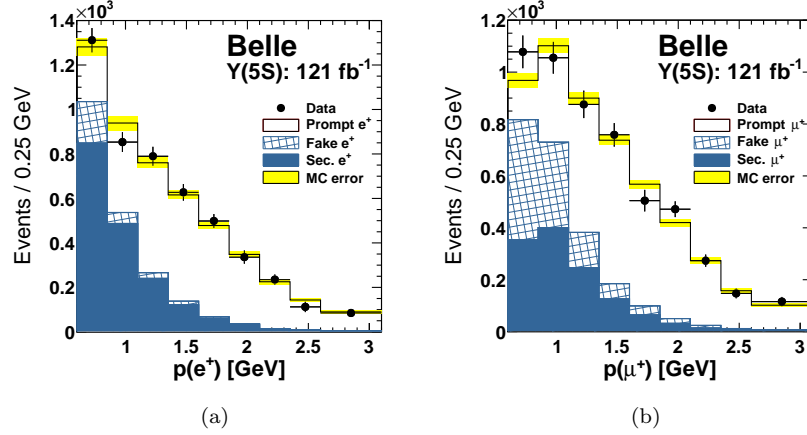


TABLE I: Comparison of the affected numbers and results in the original publication (old) and after correcting the signal MC distribution from EvtGen (new). The quantities are shown for the electron and muon modes; for the combined mode they are given in the text.

		Electrons	Muons
Acceptance for $p(\ell^+) > 0.6$ GeV selection [%]	old	91	92
	new	93	94
Lepton identification efficiency including geometrical acceptance [%]	old	75	68
	new	77	71
Goodness of lepton momentum fit [χ^2/ndf]	old	6.4/7	6.7/7
	new	3.6/7	5.7/7
Signal yield [10^3]	old	$4.26 \pm 0.19(\text{stat})$	$4.76 \pm 0.23(\text{stat})$
	new	$3.91 \pm 0.18(\text{stat})$	$4.37 \pm 0.21(\text{stat})$
Ratio \mathcal{R} [10^{-4}]	old	$428 \pm 20(\text{stat}) \pm 13(\text{syst})$	$470 \pm 23(\text{stat}) \pm 16(\text{syst})$
	new	$394 \pm 19(\text{stat}) \pm 13(\text{syst})$	$432 \pm 22(\text{stat}) \pm 17(\text{syst})$
Lepton momentum shape uncertainty [%]	old	0.6	0.7
	new	1.0	1.0
Signal composition uncertainty [%]	old	1.0	1.1
	new	1.6	2.1
Total correlated uncertainty between e and μ mode [%]	old	2.7	2.8
	new	3.1	3.6
Total systematic uncertainty [%]	old	3.0	3.5
	new	3.3	4.0
Uncertainty due to external measurements [%]	old	5.8	6.3
	new	5.6	5.9
Branching fraction [%]	old	$10.1 \pm 0.6(\text{stat}) \pm 0.7(\text{syst})$	$11.3 \pm 0.7(\text{stat}) \pm 0.8(\text{syst})$
	new	$9.1 \pm 0.5(\text{stat}) \pm 0.6(\text{syst})$	$10.2 \pm 0.6(\text{stat}) \pm 0.8(\text{syst})$