

Disk Mass-to-Light ratio distribution from stellar population synthesis: Application to rotation curve decomposition of NGC 5278 (KPG 390 A).

P. Repetto¹, Eric E. Martínez-García^{1,2}, M. Rosado¹, R. F. Gabbasov¹
 prsatch6@gmail.com

ABSTRACT

In this work we extend the study on the mass distribution of the spiral galaxy NGC 5278, performing 1D and 2D (GALFIT) bulge-disk decomposition to determine which components constitute the baryonic mass in this galaxy. Our analysis do not detect any bulge, instead we find a bright source, probably related with the central AGN (Keel et al. 1985), and an exponential disk. We fix the stellar disk contribution to the rotation curve (RC) with broad band photometric observations and population synthesis models, to obtain the 2D mass distribution of the stellar disk. In the particular case of NGC 5278, we find that the typical assumption of considering the mass-to-luminosity ratio (M/L) of the disk as constant along the galactocentric radius is not valid. We also extract a baryonic RC from the mass profile, to determine the inability of this baryonic RC and also of the baryonic RC with more and less 30% disk mass (in order to consider the disk mass errors), to fit the entire RC. We perform the RC decomposition of NGC 5278 considering the baryonic RC and four types of dark matter (DM) halo: Hernquist, Burkert, Navarro, Frenk, & White and Einasto. Our results determines that Hernquist DM halo better models our observed RC in the case of disk mass $M_d = 5.6 \times 10^{10} M_\odot$ and also with less 30% disk mass. In the case of more 30% disk mass the cored Einasto ($n < 4$) DM halo is the best fitting model.

Subject headings: Galaxies: interactions, (Cosmology:) dark matter, Galaxies: kinematics and dynamics, Methods: data analysis, Techniques: interferometric, Techniques: imaging spectroscopy

1. Introduction.

NGC 5278 is a spiral galaxy participating to an interaction process with the companion NGC 5279. Both galaxies constitute the isolated galaxy pair KPG 390 that belongs to the Karachentsev catalog of isolated pairs of galaxies in the northern hemisphere (KPG) (Karachentsev 1972) and it is classified as a M 51 galaxy type by Klimanov & Reshetnikov (2001). The pairs of galaxies in the KPG catalog are in the first stage

of interactions and in particular KPG 390 being considered M 51 galaxy type is not in a merger status. NGC 5278 and NGC 5279 are Markarian galaxies and Keel et al. (1985) have classified the two galaxies like intermediate type between Seyferts and liners, this means that the center of NGC 5278 is the host of an Active Galactic Nucleus (AGN). Another important information we obtain from the literature it is that the morphological classification of NGC 5278 is not unique: Sb (Hyperleda¹ (Paturel et al. 2003)), S0 D (Simbad) and SA(s)b? pec (NED).

We have already performed a detailed study of the interaction process in a previous work (Repetto et al. 2010). In our earlier study we

¹Instituto de Astronomía, Universidad Nacional Autónoma de México (UNAM),
 Apdo. Postal 70-264, 04510, México, D.F., México.

²Instituto Nacional de Astrofísica, Óptica y Electrónica (INAOE), Aptdo. Postal 51 y 216, 72000 Puebla, Pue., México.

¹<http://leda.univ-lyon1.fr>

derive velocity fields and RCs of both members of KPG 390. The hypothesis to build the RC from our H α velocity fields is that in the relation of the line of sight velocity the terms of radial velocity and vertical velocity are small enough with respect to the terms of rotational velocity. In the case of NGC 5278 we have already encountered that condition inside an angular sector of 20° around the kinematic major axis of this galaxy (the residuals are less than 60 km s^{-1} within that angular sector of 20°) and we derive the RC of NGC 5278 within this angular sector to vanish the effect of non-circular motions. Inside that sector the RC of NGC 5278 really traces the gravitational potential required to decompose its RC and the corresponding parameters (V_{sys} , P.A. and inclination) are free from any uncertainty derived from possible regions of non-circular motions in NGC 5278.

In general the RCs of spiral galaxies are important tools used to infer the contribution to the gravitational potential of the different components of a galaxy: stellar disk, bulge and bar, dust, gas, and DM halo (van der Kruit 1989; Sofue & Rubin 2001). As a matter of fact, the existence of very massive DM halos was inferred from the flatness of the RCs at large galactocentric distances (Rubin et al. 1980). The kinematic data used to derive the RCs could come from absorption lines of the stars in the disk of the galaxy, from emission lines of the ionized gas in HII regions of the disk, or from neutral gas in the disk.

The method, to study the DM halo distribution, takes the RC, constructed from the kinematic observations of a spiral galaxy, and expresses it as $V^2(R)$, where $V^2(R)$ is the square of the rotational velocity derived from the kinematics and R is the galactocentric distance. Then it fits the contribution to $V^2(R)$ of the assumed different components such as: a stellar (exponential) thin disk, a stellar bulge, the HI gas, and a DM halo with different possible radial density profiles. A non linear least squares minimization is used to select which disk and halo density distributions fit better the observed kinematics. Several important assumptions are made in using this method. Let us discuss the ones concerning the stellar disk contribution to the kinematics. One of the major problems arises because from the photometry we have only the surface brightness distribution, not the surface mass density distribution. This im-

plies that we have to assume a certain M/L ratio of the stellar disk to convert surface brightness to mass density. In our earlier work we accomplish the RC decomposition of NGC 5278, considering a disk component, without performing bulge-disk decomposition, and setting free the M/L ratio of the disk (within acceptable values), because we do not have any constraint of that value. In that former study we perform the RC decomposition considering three DM halos: Hernquist halo (Hernquist 1990a), Pseudo-Isothermal Halo (P-ISO) (van Albada et al. 1985) and Navarro, Frenk White Halo (NFW) (Navarro et al. 1996). In Repetto et al. (2010) we were unable to discriminate between the three DM halos employed to decompose the RC of NGC 5278. The three halos reproduce the RC of NGC 5278 well enough with different disk masses and scale lengths and the values obtained for the halo masses and radii are in accordance with the typical values reported by cosmological numerical simulations (Navarro et al. 1996).

In all the previous studies on galaxy mass determination through RC decomposition, the M/L ratio of the disk was considered constant along the radius and taken as a free parameter. One of the first approaches was proposed by van Albada et al. (1985) who varied the disk M/L from its minimum value (zero, i.e., no stars in the disk) to its maximum value (the one that fitted the inner RC). This approach is known as “the maximum-disk fit”. For instance, Blais-Ouellette et al. (1999) study the Sd galaxy NGC 5585, considering the M/L ratio of the stellar disk as a free parameter, in the process of mass decomposition of the RC of this galaxy. The authors obtain that the P-ISO DM halo succeeded in reproducing the observed RC of NGC 5585, nonetheless the resulting M/L ratio of the stellar disk that better fits the different components had unrealistic low values ($M/L \sim 0.3 - 0.8$). Since then, much work (de Blok et al. 2001; Swaters et al. 2003; Spano et al. 2008; Chemin et al. 2011) has been done on the mass distribution of galaxies through RC decomposition, always considering the M/L ratio as a free parameter, leaving the principal recipe ($M/L \sim \text{const}$) unchanged, nevertheless, using this simple recipe, the M/L ratio values are often unphysical. Fuentes-Carrera et al. (2007) have tried to fix the M/L of the disk with more

reasonable values obtained from the disk color indexes, comparing with those of stars and adopting the M/L of those stars as stellar disk M/L . The authors obtain as best fit DM halo the P-ISO DM profile, however the authors consider that the disk is composed of stars of only one spectral type, instead a detailed stellar population synthesis study is necessary, for better constrain the disk M/L .

The motivation of the present study is to extend the RC decomposition of NGC 5278, this time with new constraints about the baryonic mass of this galaxy, derived from additional observations concerning surface photometry in several bands and using stellar population synthesis studies (Zibetti et al. 2009) to determine the baryonic M/L of NGC 5278. From the broad band surface photometry analysis and the stellar population synthesis we obtain the disk mass profile of NGC 5278. We derive from that mass profile, the baryonic RC of NGC 5278 by means of cumulative integration of the surface brightness along the line of sight, to establish the inadequacy of this baryonic RC and also of the baryonic RC more and less 30% disk mass to account for the entire mass in NGC 5278. In the mass modeling of NGC 5278 we also explore a disk mass variation of more and less 30% considering four type of DM halos: Hernquist, Burkert (Burkert 1995), NFW and Einasto (Einasto 1965). In this analysis we find that the RC of NGC 5278 can be reproduced well enough by Hernquist DM halo with a disk mass $M_d = 5.6 \times 10^{10} M_\odot$ and also in the case of less 30% disk mass. The cored Einasto ($n < 4$) DM halo produce the best fit to the RC of NGC 5278 with more 30% disk mass.

The article is divided as follows: In the introduction we present the problem of fitting several components to galaxy RCs derived from kinematical observations. In section 2 we accomplish bulge-disk decomposition to establish the baryonic mass component of NGC 5278, showing that there is no bulge contribution. Section 3 addresses the method to obtain disk mass distributions from certain color indexes and population synthesis models. This section also gives the application of this method to obtain the stellar disk mass distribution of NGC 5278. In Section 4 we describe the procedure to derive the baryonic RC of NGC 5278 from the mass profile obtained in Section 3. In Section 5 once we have determined the true

disk mass distribution we use the baryonic disk of NGC 5278 to fit only the DM halo distribution in the observed RC. In Section 6 we consider the maximum disk solution for NGC 5278, where we utilize the baryonic disk determined in section 4 to fit the majority of internal points of the observed RC. In Section 7 a discussion of our results and their implications is presented and the conclusions are outlined in section 8.

2. 1D and 2D bulge-disk decomposition of NGC 5278.

As we already mentioned in the Introduction the morphological classification of NGC 5278 is uncertain and in the Hyperleda database it is classified as Sb, so we want to explore the possibility of the presence of a bulge component in NGC 5278. In the Introduction we have also reminded that NGC 5278 present an AGN in its center, this fact could create more confusion in the morphological classification. For these reasons we perform 1D bulge-disk decomposition of NGC 5278 considering several photometric bands in three ground-based telescope (DSS (B), SDSS (u, g, i), 2MASS (J, K)) and in the HST (F300W, F814W). For all telescopes and photometric bands considered we obtain the same result, in this section we only show the surface brightness profile fit to the 2MASS K band and Hubble F814W. We made use of IRAF² task *ellipse* to obtain the surface brightness profiles along major and minor axes of NGC 5278, and of IRAF task *nfit1d* to fit a deVaucouleurs (de Vaucouleurs 1948) bulge and an exponential disk (Freeman 1970) according to the procedure devised by Kormendy (1977). We make a PyRAF-based script to run both IRAF tasks for all the photometric bands considered. In this section we only show the surface brightness profile fit along the major axis because the profiles along major and minor axes are identical but the profile along major axis is more extended. The results are displayed in the Figure 1 and it is clear from the two panels that the deVaucouleurs profile do not fit the inner part of the surface brightness profile i.e., the plausible bulge component of this

²IRAF is distributed by the National Optical Astronomy Observatory, which is operated by the Association of Universities for Research in Astronomy (AURA) under cooperative agreement with the National Science Foundation.

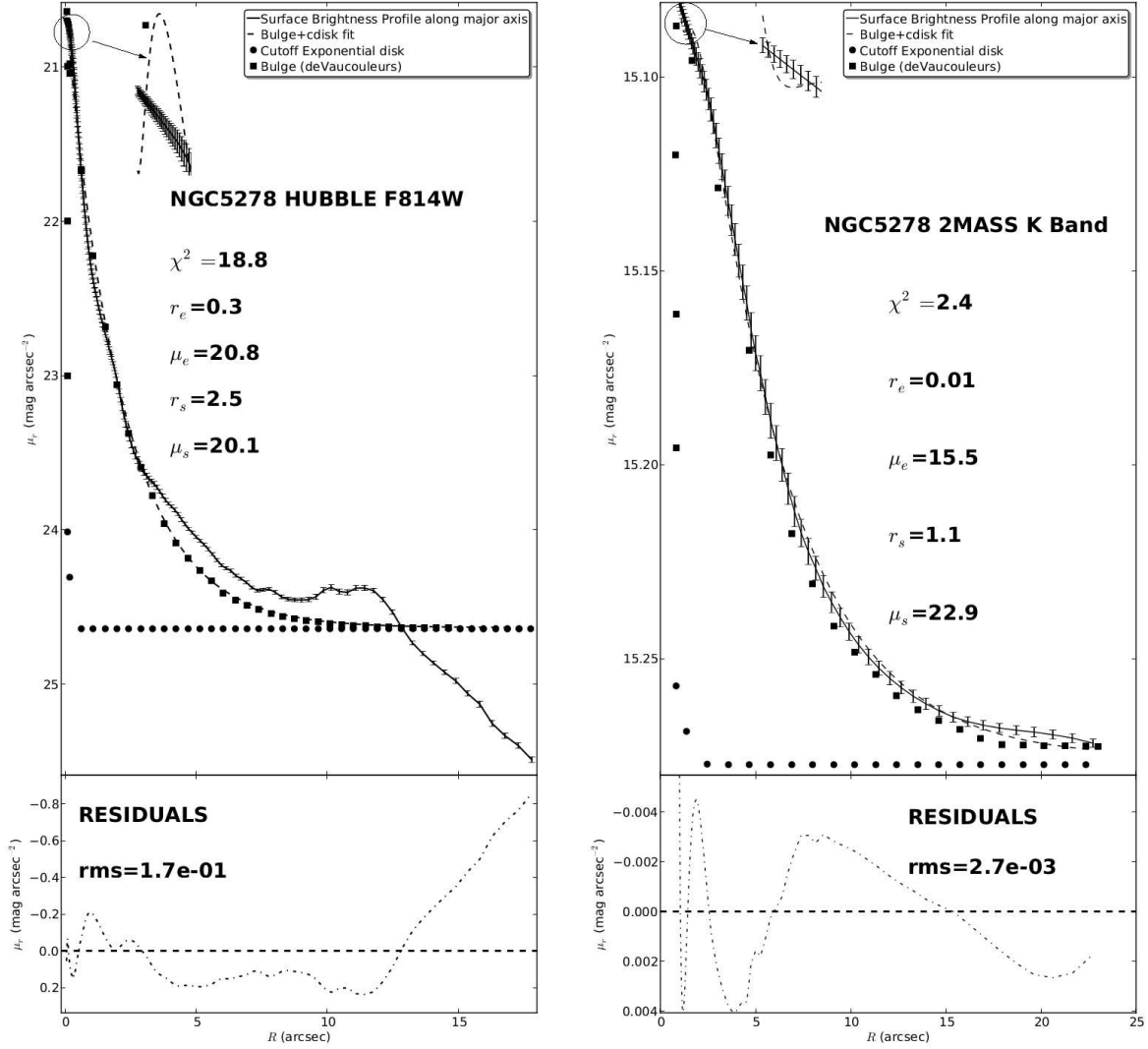


Fig. 1.— Surface brightness profiles fit along major axis for the Hubble F814W and 2MASS K band. The “cdisk” nomenclature in the figures is referred to the cutoff exponential disk expressed by the relation $I(r) = I_0 \exp[-(\alpha r + \beta^3 r^{-3})]$, where β has length dimensions and $I(r)$ reduces to an exponential disk for $r \gg \beta$. This cutoff disk profile, according to Kormendy (1977), is necessary to better fit the underlying disk component. The zoom in the upper part of the figures shows how the deVaucouleurs fit to the expected bulge of NGC 5278, does not succeed.

galaxy.

Kormendy & Kennicutt (2004) demonstrate that Sb and earlier-type galaxies contain principally classical bulges (deVaucouleurs), whereas Sbc galaxies have more often non-classical bulges (Sersic index between 1 and 2) and Sc and later type galaxies seems never to have classical bulges. These facts are very important and given the incongruity in the morphological classification of NGC 5278 we are obliged to use a Sersic profile (Sersic 1968) to fit the expected bulge component in NGC 5278. For this purpose we perform 2D bulge-disk decomposition using GALFIT³ (Peng et al. 2002, 2010). The principal reason to utilize GALFIT is because that software makes a 2D decomposition of a galaxy image allowing to employ several components such as exponential disk, Sersic, deVaucouleurs, Gaussian, King profile, Moffat, PSF and other components for bars, spiral arms and Fourier modes. The presence of a central AGN, i.e., a point source, and the fact that GALFIT cannot resolve sources with radius less than 0.5 pixels (corresponding to 0.025 kpc for NGC 5278) and axis ratio less than 0.1, forced us to perform the fit with the F814W Hubble image of NGC 5278 due to the high resolution ($0.0996'' \sim 0.005$ kpc for NGC 5278) of Hubble images and the fact that GALFIT need high resolution images to work appropriately. The motivation to choose the F814W filter, which is equivalent to the Johnson I band, is substantially due to the lack of NICMOS infrared images for NGC 5278 that could better demonstrate the existence of a classical bulge in NGC 5278. In fact in the case of this galaxy there are only images from the WFPC2 in the three filters F814W, F255W and F300W. NGC 5278 is practically invisible in the filter F255W that is in the mid-UV, in the filter F300W there is considerable emission of this galaxy but F300W is in the near-UV, so the more suitable choice for our purpose (considering a classical bulge made up of old stars) is the filter F814W. We begin to fit a PSF function (fwhm 5.5 pixels ≈ 0.27 kpc) to eliminate the strong central compact peak and we succeeded to remove most of the central source (fwhm 7.4 pixels ≈ 0.37 kpc) and then we proceed to fit an exponential disk component to the residuals of the first fit (85

counts). After removing other relics of the AGN we manage to get residuals of almost 23 counts, similar to the counts of the spiral arms. In fact, the brighter spot of this last residual map is represented by an HII region in the periphery of the spiral arms (23 counts). In this last residuals, the zone around the extracted central point source has 20 counts. Thus, the bulge-disk decomposition analysis in NGC 5278 do not detect any bulge component, instead we find a bright, almost punctual, central spot in the center, probably associated to the central AGN. The results of our GALFIT analysis are shown in Figure 2.

³<http://users.obs.carnegiescience.edu/peng/work/galfit/galfit.html>

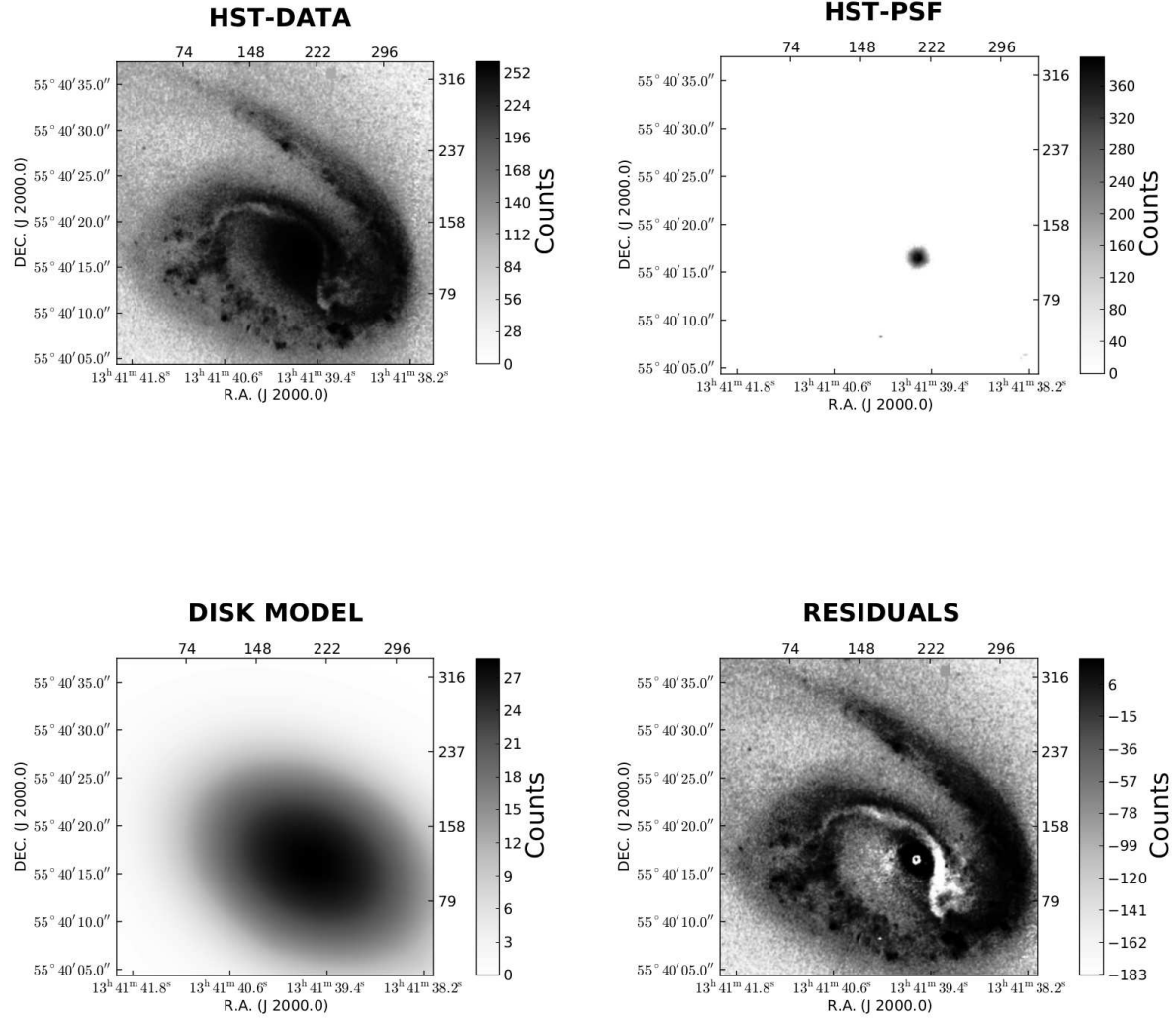


Fig. 2.— GALFIT 2D decomposition of the NGC 5278 F814W Hubble image. In the residual image the spiral arms mean level is about 18 counts with a maximum of 23 counts, in this figure it is clearly visible the dust lane, more evident that in the original data where the disk emission of NGC 5278 partially hides this feature. In the same image the counts level around the central PSF is about 20.

3. Determining the disk M/L ratio of NGC 5278 from stellar population synthesis models.

In order to determine the mass profile and total mass estimate for NGC 5278 in an appropriate way, resolved stellar mass maps are needed. Structural parameters may change between luminosity and stellar mass studies because the mass to luminosity ratio, $M/L = (M_*/M_\odot)/(L_*/L_\odot)$, is not a constant throughout the disk. The method of Zibetti et al. (2009) is capable of reconstructing resolved stellar mass maps of galaxies from multi-band optical/NIR imaging. The technique is based on a Monte Carlo library of 50000 stellar population synthesis (SPS) models supported in the 2007 version of Bruzual & Charlot (2003) code. These models include a new prescription by Marigo & Girardi (2007) for the thermally pulsating asymptotic giant branch (TP-AGB) evolution of intermediate and low mass stars. The library covers a wide range of star formation histories, metallicities, and dust contents. The prescription to treat dust attenuation is based on the two-component dust model of Charlot & Fall (2000). In this prescription, the emission from stars younger than 10^7 yr, which is the time needed for the dissipation of dense molecular clouds, is more attenuated than that from older stars.

We take advantage of the novel technique of Zibetti et al. (2009), and construct a spatially resolved map of stellar mass surface density for NGC 5278. For this purpose we use the g -band and i -band data from SDSS DR8 (Aihara 2011), and the K_s -band data from 2MASS (Skrutskie 1997, 2006). The procedure is as follows. The Monte Carlo spectral library was obtained from da Cunha et al. (2008). The MAGPHYS (Multi-wavelength Analysis of Galaxy Physical Properties) code⁴ (da Cunha et al. 2008) was used to obtain lookup tables of $(i - K_s)$ color, $(g - i)$ color, and M/L ratio at a redshift of $z = 0.025$ (see figure 3). Models were binned in 0.05 magnitude bins, and the median value for each bin was computed. We compare the $(i - K_s)$ and $(g - i)$ colors obtained from the photometry with the values obtained from the binned models on a pixel-by-pixel basis. The resolved mass map was obtained by

multiplying by the K_s luminosity image by the M/L ratio map.

For all calculations we adopt the cosmological parameters $H_0 = 70.0 \text{ km sec}^{-1} \text{ Mpc}^{-1}$, $\Omega_{\text{matter}} = 0.3$, and Ω_{vacuum} or $\Omega_\lambda = 0.7$. The luminosity distance adopted from NED was $(m - M) = 35.24 \text{ mag}$, or 112 Mpc. The absolute magnitude of the Sun in the K_s -band was taken from Blanton & Roweis (2007). No corrections for Galactic extinction were made since $E(B - V) = 0.009 \text{ mag}$ (Schlegel et al. 1998).

The resolved stellar mass map was deprojected adopting the projection parameters of Repetto et al. (2010). The resulting mass to light (in the K_s -band) ratio and the mass (azimuthally averaged) profiles are shown in figure 4.

4. The necessity of DM to decompose the RC of NGC 5278.

From the mass profile of figure 5 (left panel) we derive the baryonic part of the disk of NGC 5278, considering the relation $M(R) = 2\pi \int_0^R \Sigma(R) R dR$ to compute the surface mass density inside the radial extensions of the mass profile of figure 5 (33 arcsecs $\approx 17.3 \text{ kpc}$), then we calculate the circular velocity with the relation $V^2(R) = GM(R)/R$. We also analyze a variation of the baryonic part of the disk of NGC 5278 of more or less 30% disk mass, due to a 30% intrinsic uncertainties⁵ of the Zibetti et al. (2009) method. The result is shown in figure 6. From this figure we observe that if we only consider the baryonic disk of NGC 5278 it is needed at least 70% more mass to recover the RC of this galaxy. The fact that the whole RC of NGC 5278 requires the DM component to explain the mass distribution of this galaxy is not obvious from the fit we performed in our previous work, because in that earlier study we randomly varied the M/L ratio of the baryonic disk of NGC 5278. In that former study we fitted jointly the free disk M/L component with the DM component and we obtained different values for the disk mass and

scale radius for the different DM halos (P-ISO, Hernquist halo (Hernquist 1990a) and NFW) we have analyzed (Repetto et al. 2010). That procedure determines the true parameters of the bary-

⁴<http://www.iap.fr/magphys/magphys/MAGPHYS.html>

⁵The biggest uncertainty comes from propagating the error in the assumed distance to the object.

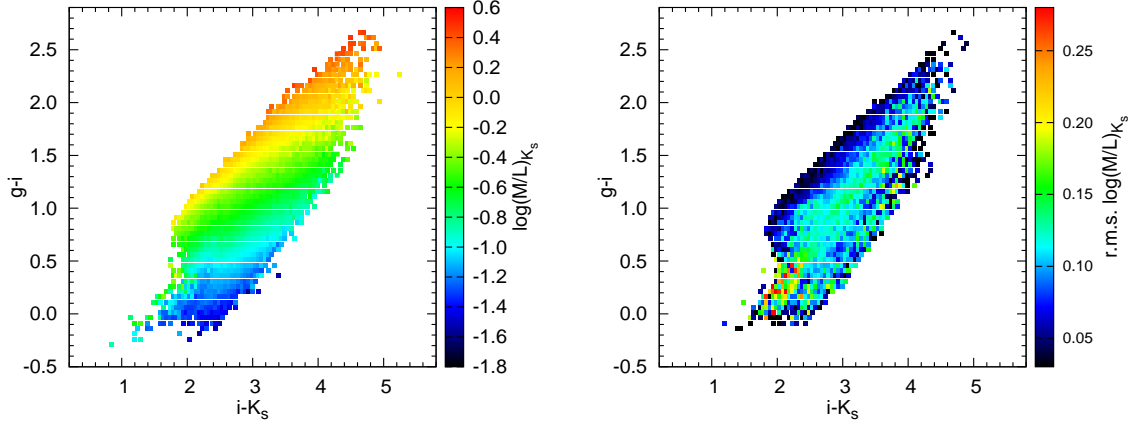


Fig. 3.— Effective M/L in K_s -band as a function of $(i - K_s)$ and $(g - i)$ colors at a redshift of $z = 0.025$. Left panel: the median logarithmic M/L for models binned $0.05 \times 0.05 \text{ mag}^2$ in the color-color space. Right panel: the rms of $\log M/L$.

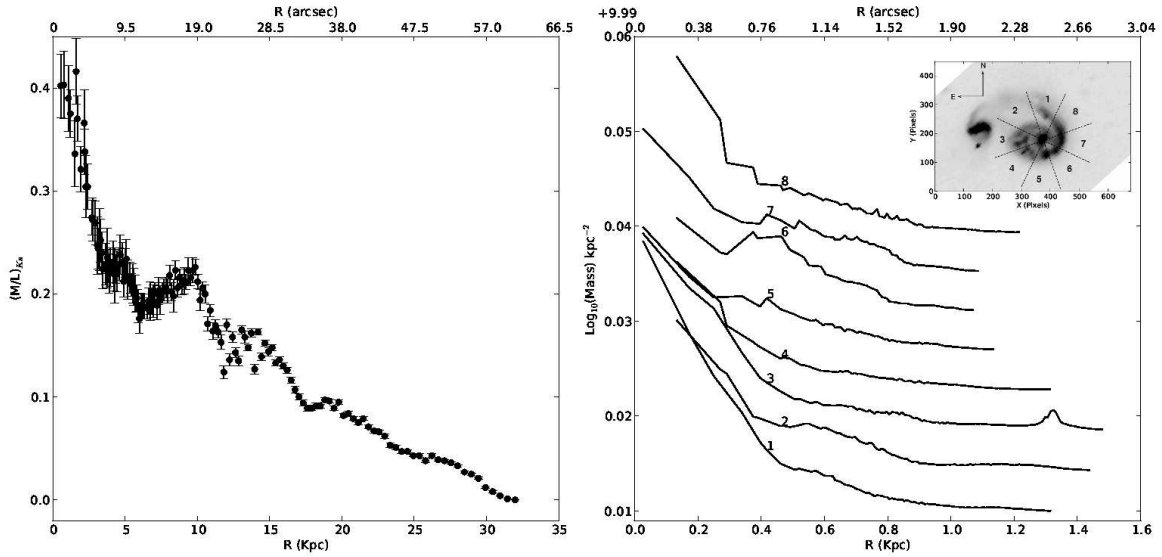


Fig. 4.— *Left*: Azimuthally averaged radial profile of M/L in K_s -band for NGC 5278, adopting Zibetti et al. (2009) method based of g , i , and K_s photometry. *Right*: Radial mass profiles of NGC 5278 plotted in logarithmic scale, with the KPG 390 image superimposed to denote the regions where the profiles are taken in the galaxy disk of NGC 5278. The radial profiles were shifted vertically by the logarithmic amount of 10^9 .

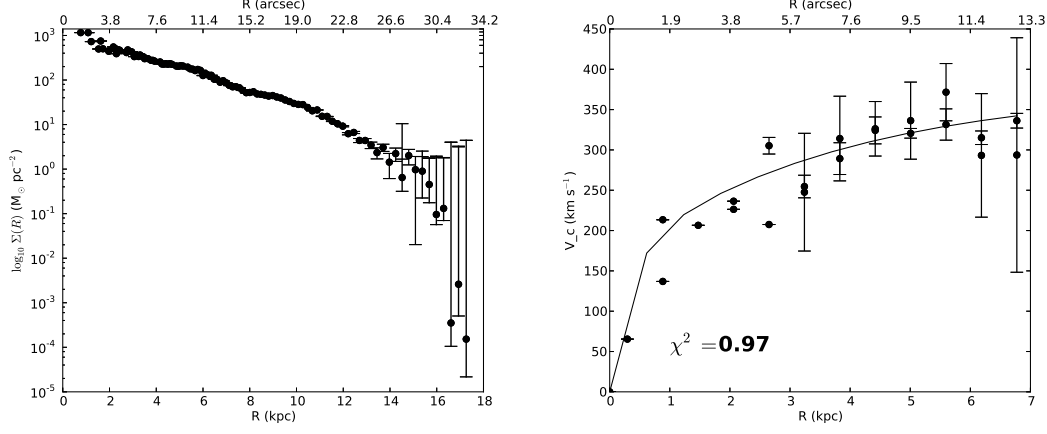


Fig. 5.— *Left*: Mean logarithmic mass profile extracted using the method outlined in section 3. *Right*: H α observed rotation curve of NGC 5278, obtained in Repetto et al. (2010), preliminary fitted with an exponential function.

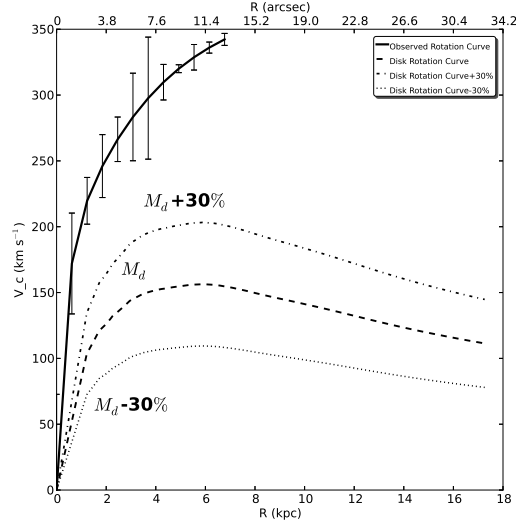


Fig. 6.— Baryonic disk of NGC 5278 more and less 30% disk mass. In this panel is also shown the total RC (disk+DM) of NGC 5278 for comparison.

onic component of NGC 5278, nevertheless, the actual baryonic mass of NGC 5278 could have been overestimated or underestimated as well as the DM component of that galaxy. In the present analysis we avoid this problem constraining the disk parameters by means of broad band surface photometry additional observations and stellar population synthesis studies so that we only set free the DM parameters.

5. RC decomposition of NGC 5278 fitting only the DM component after subtraction of the determined baryonic disk.

The RC decomposition was performed using the module `mpfit`⁶ (Levenberg-Marquardt method). We extract the DM RC of NGC 5278 subtracting the baryonic RC of that galaxy displayed in figure 6 from the observed RC of NGC 5278 also taking into account a disk mass variation of more and less 30% to consider a 30% uncertainty in the determination of the disk mass. The corresponding total baryonic mass estimates derived from the baryonic RC of NGC 5278 are respectively $5.6 \times 10^{10} M_{\odot}$ (disk mass), $7.3 \times 10^{10} M_{\odot}$ (disk mass more 30%) and $3.9 \times 10^{10} M_{\odot}$ (disk mass less 30%).

We proceed to explore the DM halo distribution by fitting the DM RC of NGC 5278. We consider this time four halo models: Hernquist, Burkert, NFW and Einasto (Einasto 1965)). In the present work we add two new halo profiles, the Burkert DM halo (Burkert 1995) and the Einasto DM halo with three free parameters (Einasto 1965). The reason to utilize Burkert DM halo instead of P-ISO is dictated by the fact that Burkert DM halo is more general than P-ISO and behaves like P-ISO (i.e. it presents a core) at smaller radii while converges to a NFW at larger radii. The expression of the spatial density of the Burkert halo is the following (Burkert 1995):

$$\rho_B(r) = \frac{\rho_0 r_0^3}{(r + r_0)(r^2 + r_0^2)}, \quad (1)$$

where ρ_0 and r_0 are free parameters that represent the central DM density and the scale ra-

dius. The choice to include the Einasto DM halo is motivated by relatively recent Λ -CDM dissipationless simulations of gravitational clustering and isolated spherical collapse (Navarro et al. 2004, 2010; Tissera et al. 2010). This DM halo density profile has already been used by other authors to fit the DM distribution when baryons are included (Oñorbe et al. 2007; Gao et al. 2008). Navarro et al. (2004, 2010) proposed a model with functional form $\rho(r) \propto \exp(-Ar^\alpha)$, where α is a parameter describing the degree of curvature of the profile. Merritt et al. (2005) pointed out that this is the same relation previously proposed by Einasto to describe the spatial density distribution of galaxies (Einasto 1965). It is important to note that this DM density profile introduces more free parameters so that, in principle, it could allow a better fit to the RCs. For example, Chemin et al. (2011) fit 20 RCs of the THINGS survey of isolated galaxies, with the Einasto, NFW and P-ISO profile and the result of their analysis is that Einasto index less than 4 (cored Einasto) produces a better fit with respect to P-ISO in about 60% of the RCs considered, while Einasto index greater than 4 (cuspy Einasto) produces a better fit with respect to NFW in about 80% of the RCs. For all these reasons we use in this work the Einasto DM halo as well. Merritt et al. (2006) provide the following formulation for the spatial density of the Einasto DM halo:

$$\rho_E(r) = \rho_e \exp \{ -d_n [(r/r_e)^{1/n} - 1] \}, \quad (2)$$

where ρ_e is the density at the radius r_e that defines a volume containing half of the total mass, the term d_n is a function of n defined according to the approximation $d_n = 3n - 1/3 + 0.0079/n$ for $n \gtrsim 0.5$.

During the fitting procedure we leave free the DM halo radius and the DM halo mass (and also the Einasto index). In order to accomplish the fitting process, we required to start with initial DM halo guesses M_h and a_h , where M_h is the DM halo mass and a_h is the DM halo radius. We vary these halos parameters within the intervals $M_h \in [10^9 - 10^{14}] M_{\odot}$, $a_h \in [0.1 - 40.0]$ kpc. For the Einasto DM density profile the range of variation of the halo shape parameter is $n \in [0.6 - 10.0]$. The choice of these intervals is twofold: the necessity to explore DM halo parameters domain as wide as

⁶We use the python `Kmpfit` version from the Kapteyn package (Terlouw & Vogelaar 2012) that uses the C implementation of `mpfit` Markwardt (2009). The corresponding website is <http://purl.com/net/mpfit>.

possible and the obligation to avoid possible regions where the parameters values could lose their physical meaning. We use these ranges for the DM halo masses and the DM halo radii also in the cases of more or less 30% disk mass. From the fitting process we obtain that the best fit to the DM RC is the Hernquist halo profile with a disk mass $M_d = 5.6 \times 10^{10} M_\odot$ and less 30% of this disk mass value. For more 30% disk mass the best fitting model to the DM RC of NGC 5278 is the cored ($n < 4$) Einasto DM halo, nevertheless the value of the Einasto index, of our analysis, is outside of the interval ($5 \leq n_{sim} \leq 7$) predicted by the numerical simulations of Navarro et al. (2004, 2010). The fits to the RC for all disk masses and the four types of DM halos are shown in figures 7, 8, 9, 10, 11, 12. The values of the halo masses and halo radii are displayed in tables 1, 3, 2. We can see from the masses values in these tables that the different mass models, in our study, have similar halo masses within a factor 4, and the concentrations for the NFW halo and Einasto halo are in accordance with the last simulation results (Klypin et al. 2011; Prada et al. 2012). From the three figures it is clear that the Burkert DM halo is not able to reproduce our observed RC, for the disk masses considered, and the final halo radius of 3 kpc indicates that it is equivalent to P-ISO DM halo, because as mentioned above the Burkert DM halo has a flat core at smaller radii.

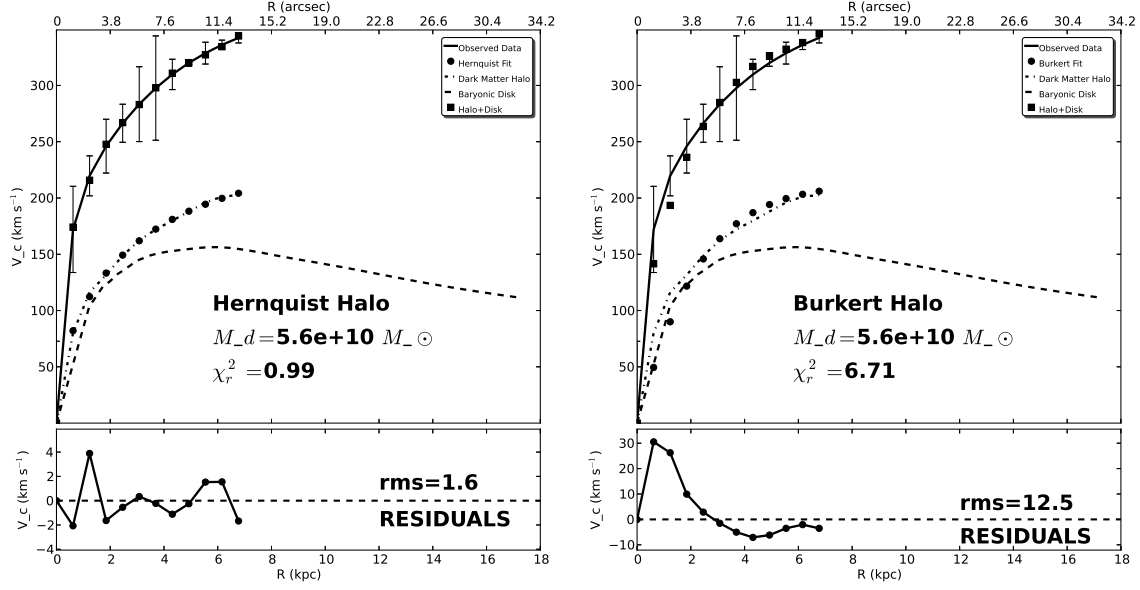


Fig. 7.— Rotation curve decomposition of NGC 5278 with disk mass $M_d = 5.6 \times 10^{10}$.

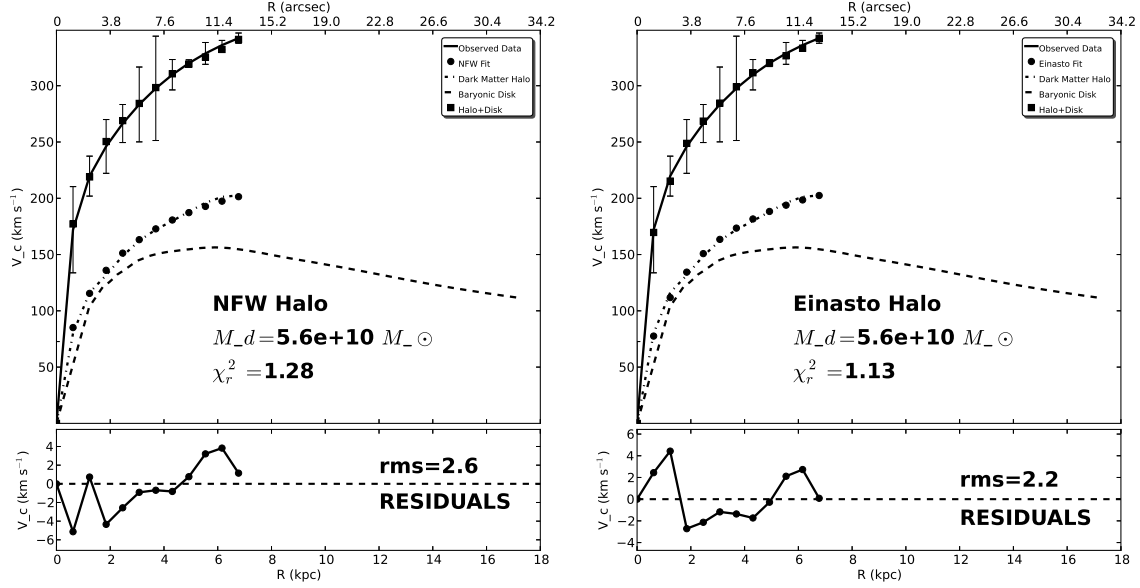


Fig. 8.— Rotation curve decomposition of NGC 5278 with disk mass $M_d = 5.6 \times 10^{10}$.

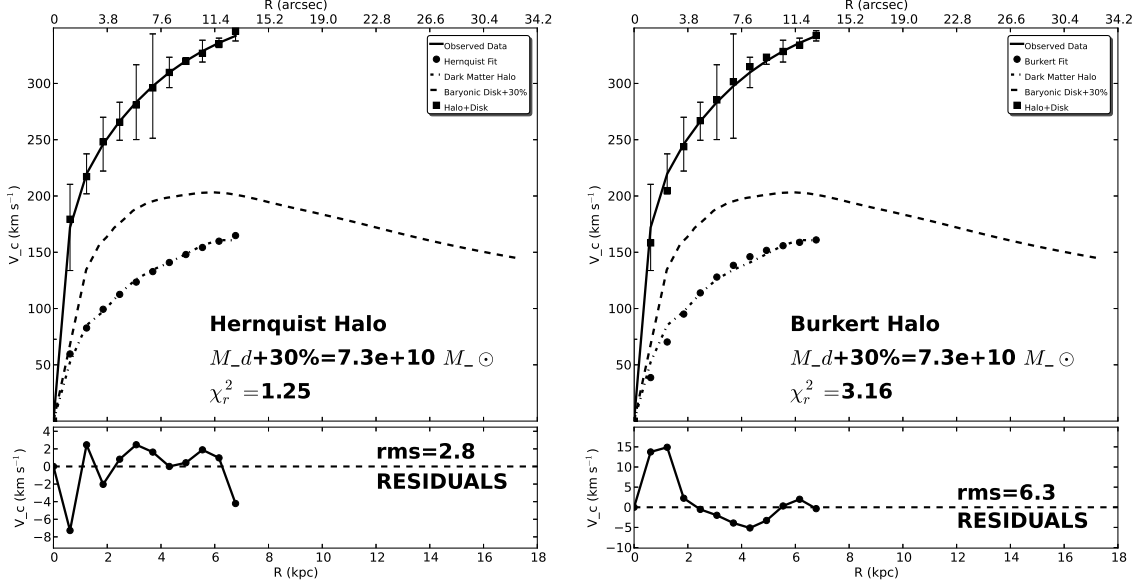


Fig. 9.— Rotation curve decomposition of NGC 5278 with more 30% disk mass $M_d = 7.3 \times 10^{10}$.

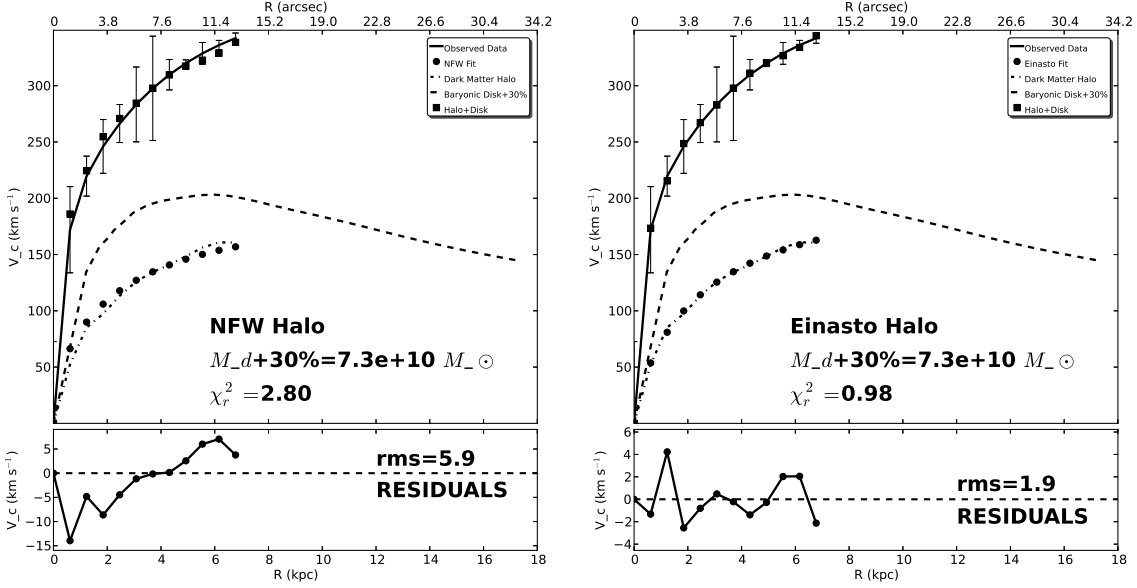


Fig. 10.— Rotation curve decomposition of NGC 5278 with more 30% disk mass $M_d = 7.3 \times 10^{10}$.

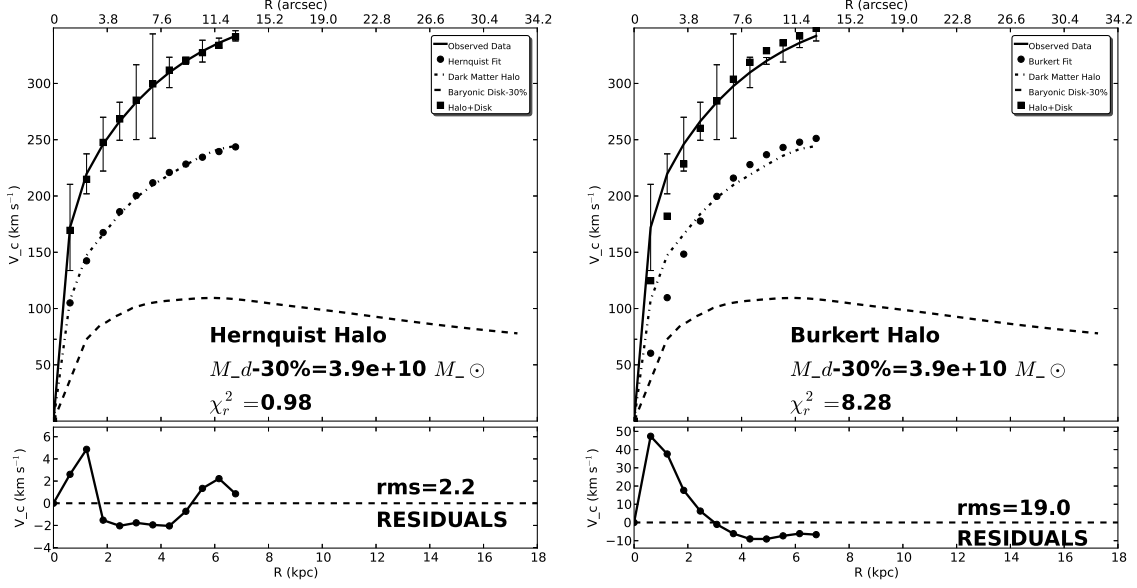


Fig. 11.— Rotation curve decomposition of NGC 5278 with less 30% disk mass $M_d = 3.9 \times 10^{10}$.

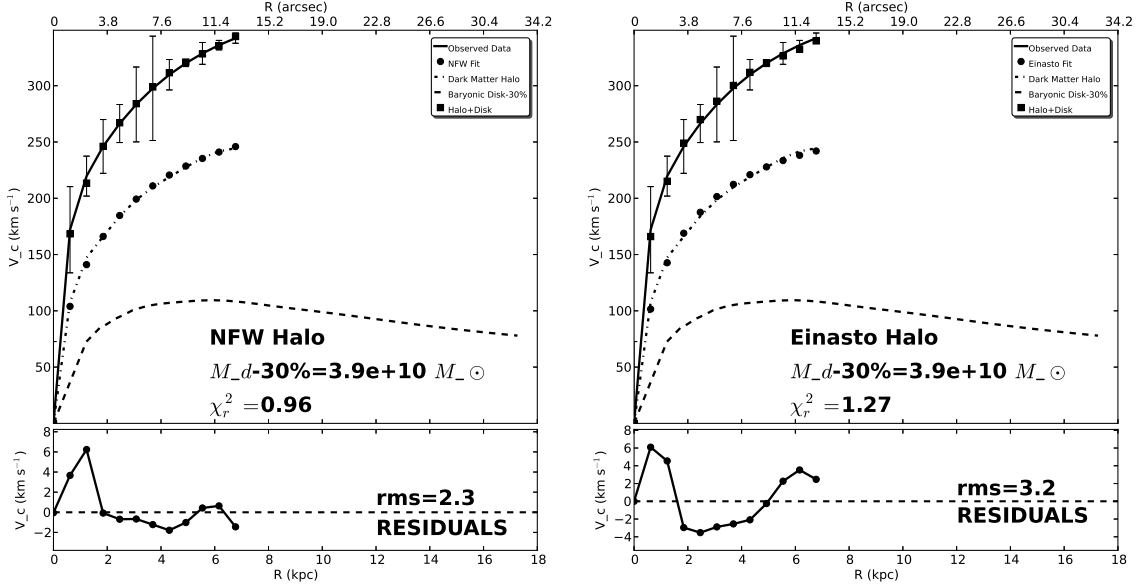


Fig. 12.— Rotation curve decomposition of NGC 5278 with less 30% disk mass $M_d = 3.9 \times 10^{10}$.

Table 1: Rotation curve decomposition with $M_d = 5.6 \times 10^{10} M_\odot$.

Principal Results	Hernquist	Burkert	NFW	Einasto ^b
Halo Mass (M_\odot)	8.7×10^{11}	5.5×10^{11}	9.9×10^{11}	1.6×10^{12}
Halo Radius (kpc)	17.9	3.0	9.0	18.6
χ_r^{2a}	0.99	6.71	1.28	1.13
Dof ^a	10	10	10	9
Additional Results	Initial R_{vir} (kpc)	Final R_{vir} (kpc)	Initial c_{vir}	Final c_{vir}
NFW Halo	150.0	167.8	10.2	9.9
Einasto Halo	133.8	198.1	10.5	9.6

^aReduced χ^2 and degrees of freedom.

^bFinal Einasto index $n=3.6$.

Table 2: Rotation curve decomposition with $M_d = 7.3 \times 10^{10} M_\odot$ (more 30% disk mass).

Principal Results	Hernquist	Burkert	NFW	Einasto ^b
Halo Mass (M_\odot)	1.3×10^{12}	3.3×10^{11}	5.4×10^{11}	1.1×10^{12}
Halo Radius (kpc)	30.1	3.0	9.0	18.4
χ_r^{2a}	1.25	3.16	2.80	0.98
Dof ^a	10	10	10	9
Additional Results	Initial R_{vir} (kpc)	Final R_{vir} (kpc)	Initial c_{vir}	Final c_{vir}
NFW Halo	150.0	137.7	10.2	10.4
Einasto Halo	133.8	175.0	10.5	9.9

^aReduced χ^2 and degrees of freedom.

^bFinal Einasto index $n=3.1$.

Table 3: Rotation curve decomposition with $M_d = 3.9 \times 10^{10} M_\odot$ (less 30% disk mass).

Principal Results	Hernquist	Burkert	NFW	Einasto ^b
Halo Mass (M_\odot)	8.5×10^{11}	8.2×10^{11}	1.6×10^{12}	2.1×10^{12}
Halo Radius (kpc)	13.7	3.0	9.0	16.8
χ_r^{2a}	0.98	8.28	0.96	1.27
Dof ^a	10	10	10	9
Additional Results	Initial R_{vir} (kpc)	Final R_{vir} (kpc)	Initial c_{vir}	Final c_{vir}
NFW Halo	150.0	196.0	10.2	9.6
Einasto Halo	133.8	215.6	10.5	9.4

^aReduced χ^2 and degrees of freedom.

^bFinal Einasto index $n=3.7$.

Table 4: Maximum disk solution for NGC 5278
 $M_d = 2.1 \times 10^{11} M_\odot$.

Principal Results	Hernquist	Burkert	NFW	Einasto ^b
Halo Mass (M_\odot)	7.5×10^{11}	2.4×10^{11}	6.3×10^{11}	9.8×10^{11}
Halo Radius (kpc)	21.6	59.0	57.0	20.7
χ_r^2 ^a	1.80	0.63	2.01	0.90
Dof ^a	10	10	10	9
Additional Results	Initial R_{vir} (kpc)	Final R_{vir} (kpc)	Initial c_{vir}	Final c_{vir}
NFW Halo	150.0	144.2	10.2	10.3
Einasto Halo	133.8	36.5	10.5	14.0

^aReduced χ^2 and degrees of freedom.

^bFinal Einasto index $n=1.8$.

6. Maximum Disk solution for NGC 5278.

In the literature it does not exist a general definition of maximum disk. According to McGaugh (2005) the maximum disk M/L ratio have not to exceed the RC data, and Gentile (2008) defines the maximum disk as a fit where the stellar disk can totally account for the RC data peak. In the case of NGC 5278 the RC maximum is 342 km s^{-1} and if we increase the stellar disk in order to

surmount the RC maximum practically the stellar disk does not fit any point of the observed RC of NGC 5278, so we decide to use the definition of McGaugh (2005) to explore the maximum disk solution for NGC 5278, increasing the baryonic disk we have determined in section 4 of 195% up to fit the majority of the internal points of the observed RC of NGC 5278 without overtaking the observed RC maximum. We subtracted the determined maximum disk from the observed RC of NGC 5278 to obtain the DM RC in the case of the maximum disk hypothesis and we use the same DM halos fitting functions we have already used throughout this analysis to fit the DM RC. For this purpose we set the DM halos radius far from (~ 60 kpc) the last measured point (6.77 kpc) of the observed RC of NGC 5278. The results are shown in figure 13 , 14 and the DM halos masses are listed in table 4. From the plots and the tabulated DM halo masses we can see clearly that it is still missing a certain amount of mass ($\sim 30\%$) to reproduce the entire mass of NGC 5278 enclosed in the observed RC. Classically the maximum disk hypothesis (van Albada et al. 1985) have been considered to explore the possibility to represent the RC of some spiral galaxies only with the contribution of the baryonic component. In the case of NGC 5278 we already known from section 4 that the baryonic component cannot account for the total mass of this galaxy also in the case of considering a more and less 30% errors in the determination of the baryonic mass. The DM analysis we have performed in section 5 tell us clearly that in the case of NGC 5278 a large amount of DM (≈ 3.75 times the baryonic mass) component it is required to entirely explain the observed RC of this galaxy and the maximum disk hypothesis confirms the conclusions of the RC decomposition study.

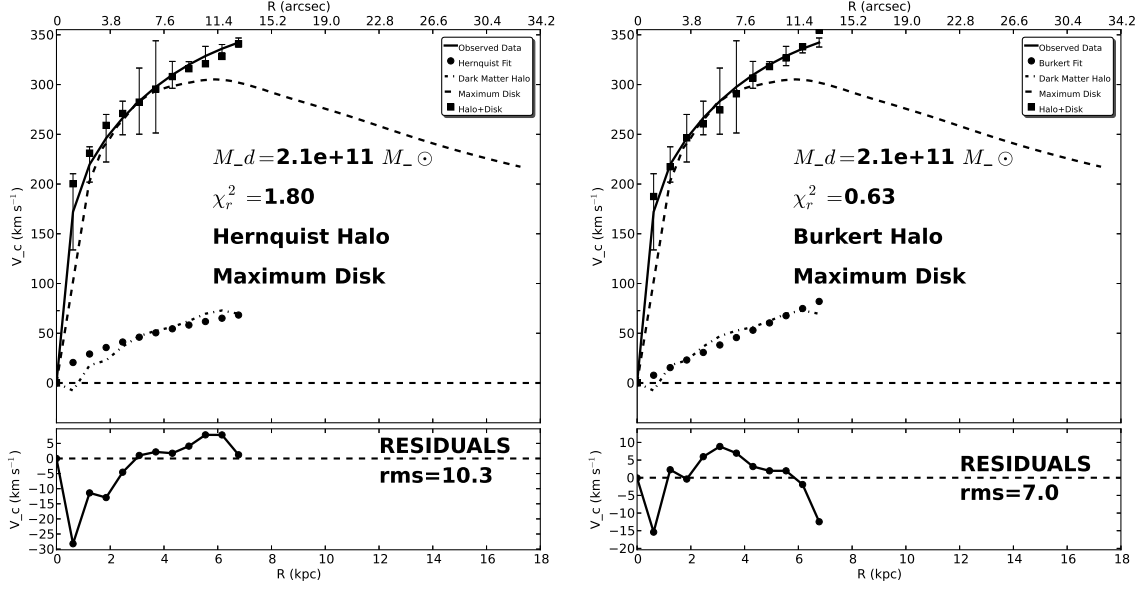


Fig. 13.— Maximum disk solution with $M_d = 2.1 \times 10^{11} M_\odot$.

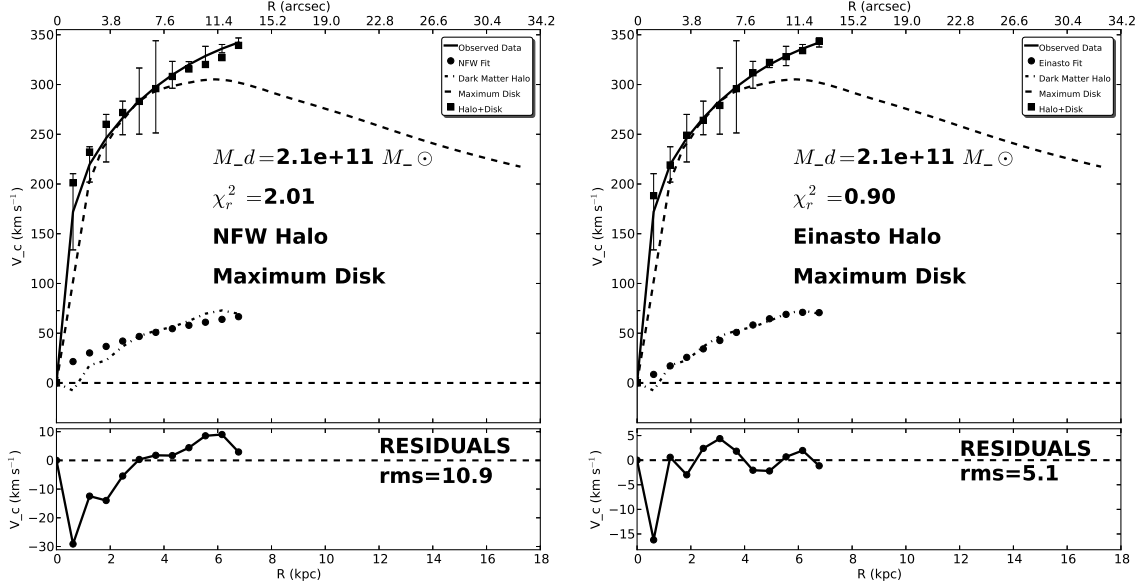


Fig. 14.— Maximum disk solution $M_d = 2.1 \times 10^{11} M_\odot$.

7. Discussion.

In the present epoch, interactions are present in a great variety of forms and environments. In this analysis we are interested in first stage interactions in order to deal with the evolution of baryons and DM during the interaction process of NGC 5278 and its companion NGC 5279. In particular, to study the evolution of baryons and DM halos during an interaction process is equivalent to first analyze the effects of the DM halo physics on the galaxy disks of the individual pair components and then to consider the consequences induced by tidal interactions. For this reason we begin dealing with the repercussions of the DM distribution on the formation and evolution of isolated galaxy disks and then we examine the whole scenario adding the influences of tidal forces in shaping the DM distribution in interacting galaxy pairs. The innovative work of Ostriker & Peebles (1973) demonstrates that stiff spherical DM halos decrease the self-gravity of disks and stabilize them against gravitational instability (i.e. bar formation). On the other hand the more recent study of Athanassoula (2002) establishes that the formation of strong bars, due to angular momentum transfer from the stellar disk, is favored when the DM halo is simulated with collisionless particles and axis-symmetric. Berentzen et al. (2006) proved that triaxial DM halos create chaos in a bar, reducing the bar instability. DM halos can efficiently slow down bars through dynamical friction (Weinberg 1985) and some authors infer the DM content of barred galaxies from the bar pattern speed (Debattista & Sellwood 1998, 2000). The misalignment of the baryonic infall with the minor axis of the DM halo removes a large amount of angular momentum from baryons during galaxy formation, as a consequence only compact spheroids can form (Aumer & White 2012).

From the first self-consistent numerical simulations of disk/halo systems it was clear that the DM halo play a fundamental role to exhaust the binding energy and angular momentum of the luminous components changing dramatically its distribution and dynamics (Barnes 1988). Successive numerical studies of galaxy interactions attempt to constrain the DM halo mass distribution to the morphology of the tidal tails that generate during the dynamical evolution of the interaction process (Dubinski et al. 1996). Mihos et al. (1998) ex-

plore the aftermath of different DM halo potentials on the kinematics and morphology of tidal tails considering a dynamical model of NGC 7252 and find that halo masses of the order of 4-8 times the baryonic mass component (disk+bulge) reproduce the observed interaction scenario of NGC 7252; nevertheless, the same authors note that numerical simulations with cosmological initial conditions are needed to entirely validate the use of tidal tails to constrain the mass of DM halos in the evolution of the interaction process. Springel & White (1999) perform the tidal tails test in the framework of CDM models and obtain that it is difficult in the context of the analyzed CDM models that tidal tails could constrain DM halo parameters. Springel & Hernquist (2005) study the remnants of interaction processes in the final stage of evolution at high redshift of gas dominated galaxies by means of numerical simulations considering a disk and a DM halo without any bulge to determine that the rapidly cooling of the gas feeds a star-forming disk resembling a spiral galaxy and not an early-type object. The subject of the evolution of DM halos in interactions is too vast to allow a detailed treatment of the theme in this discussion, we only have briefly addressed here the most relevant points that are of more interest for the analysis we have made in this work. In particular we note that several results are still under debate and many aspects of the evolutionary problem of the DM halo in galaxy interactions are at the time totally unknown.

In this study we offer a very modest perspective that analyze the interplay between the baryonic component of NGC 5278 and the DM halo of this interacting galaxy (only at the present time) through the RC decomposition technique, consisting in fitting to the galaxy gravitational potential different DM components once the baryonic parameters are determined within a robust method (e.g., the Zibetti et al. (2009) method).

We perform here a simple and approximate estimate of the tidal radius and dynamical time for KPG 390 in order to assess the validity of our RC analysis. In our former work we have already determined the interaction time for KPG 390 to be $T_{int} = 2.9 \times 10^8$ yrs. We consider NGC 5279 as a spherical mass distribution with total mass $m_s = 2.2 \times 10^{10}$ according to Lequeux (1983), and NGC 5278 is composed by an exponential disk and

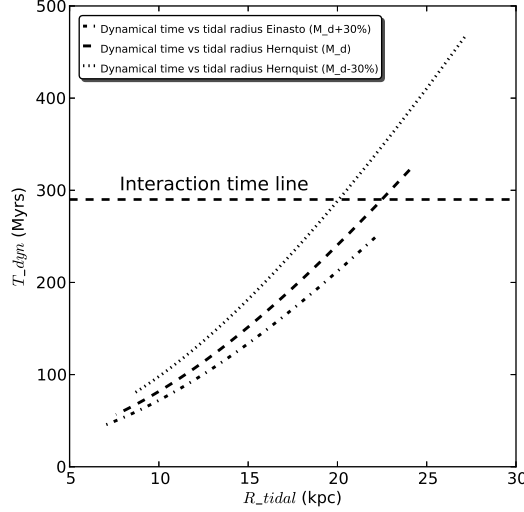


Fig. 15.— Plot of the dynamical time vs tidal radius for KPG 390. The dashed line indicates the interaction time for KPG 390.

a DM halo with mass $M(R) = M_d(R) + M_h(R)$, where $M_d(R)$ is the exponential disk mass, $M_h(R)$ represents the DM halo mass, and R kpc is our RC extension. We consider the best fitting halos of our analysis, the Hernquist DM halo and the Einasto DM halo. The tidal radius is defined according to the relation $R_t = X_{12}(m_s/(kM(R)))^{1/3}$, where $X_{12} = 16.6$ kpc is the separation between the two pair component (Karachentsev (1972)), and $k = 4$ indicates a circular orbit. The dynamical time is defined according to the relation $t_d = (2R_t^3/GM(R_t))^{1/2}$, where R_t represents the tidal radius. The results are shown in figure 15, and we can see that the minimum tidal radius begin around 6.8 kpc in the case of the cored ($n < 4$) Einasto DM halo and more 30% disk mass, while the observed RC of NGC 5278 extends up to 6.7 kpc, thus in principle the tidal perturbation induced by the companion of NGC 5278 does not affect so much the kinematic of NGC 5278 described by the H α RC. The dynamical time crosses the interaction time line beyond 20 kpc, in the case of Hernquist DM halo with disk mass $M_d = 5.6 \times 10^{10} M_\odot$ and less 30% disk mass, so that the interacting system enters the zone of interaction far beyond the extension of the H α RC. From this rough guess we conclude that the RC decomposition performed in this study is

not so deeply influenced by the ongoing interaction process between NGC 5278 and NGC 5279. The observed H α RC of NGC 5278 reaches 6.8 kpc (≈ 13 arcsecs) and the baryonic disk extends up to 17.3 kpc (≈ 33 arcsecs). The RC decomposition analysis give us some prescriptions about which kind of DM halos better fit the observed RC of NGC 5278, nevertheless the short span in radius ($\approx 1/2.5$ of the baryonic disk radius) of the RC of NGC 5278 force us to consider these results only as a first approximation. In fact we ignore which could be the behavior of the RC of NGC 5278 beyond the last measured point of our H α RC. On the other hand, it is interesting to note that in the case of disk mass $M_d = 5.6 \times 10^{10} M_\odot$, if we consider the Hernquist best fitting DM halo with final mass $M_d = 8.7 \times 10^{11} M_\odot$, we need 3.75 times the mass of the baryonic disk to account for the entire mass of NGC 5278. The necessity of such a large amount of DM for NGC 5278 within a radius of only 6.8 kpc it is surprising given that for instance van Albada et al. (1985) found a similar DM amount (4 times the disk mass) in NGC 3198, but within 30 kpc. The same authors observe a decrease of the amount of DM (1.5 times the disk mass) inside 15.9 kpc. If we extrapolate that observed non linear trend to the RC of NGC 5278, we could expect much more DM if the observed RC

could reach the baryonic disk extension, assuming a flat RC up to the optical outskirts of NGC 5278. From these considerations we can state that even if the short range of the $H\alpha$ RC of NGC 5278 does not allow us to derive general properties of DM, notwithstanding it reveals the large DM content of NGC 5278 within just a few kpc.

In the Introduction we have reminded that KPG 390 is classified by Klimanov & Reshetnikov (2001) as M51 galaxy type. In the literature there are few examples of numerical modeling of these systems including the archetype M51. In particular we are interested in trying to fit the coupled evolution of DM and baryons during at least the present epoch of the interaction process of M51-type interactions. For this reason we concisely recapitulate here the most important steps, beginning with the first attempts to reproduce this interacting systems, towards the actual state of the art of the numerical experiments of this kind of interactions. The landmark study of Toomre & Toomre (1972) succeeded to reproduce the principal morphological features of M51, including bridge and tails, considering parabolic encounters of two galaxies idealized as disks of noninteracting test particles without self-gravity. This pioneering work was unable to reproduce the grand-design spiral structure of M51 and this left out was attributed to the despise of self-gravity. Hernquist (1990b) was the first to accomplish self-consistent 3D numerical simulations of M51 and focused attention on parabolic orbits. The author pointed out that the incorporation of self-gravity is not enough to generate the extended HI-tail discovered by Rots et al. (1990), instead it is necessary a longer duration of the perturbation to recreate the elongated HI feature. Toomre (1994) improved the original model of M 51 adding self-gravity and increasing the duration of the satellite crossing since the perturbation. The result was a better morphological features matching, notably for the large HI-tail. Barnes (1998) has noticed that the interpretation of the M51 interaction is far from being adequate, principally for the seemingly counter-rotating direction of the extended HI-tail, that probably denotes significant inclination with respect to the inner disk of M51. For this reason, according to Barnes (1998), it is complicated to produce this tilt in the framework of the above quoted numerical models.

Salo & Laurikainen (1993) numerically simulate the M51-type pair ARP 86 (NGC 7753-7752) considering each galaxy composed of self-gravitating stars+gas disks embedded in rigid spherical analytical DM halos. The resulting models match the morphology and kinematic of the principal tidal features and return right projected separations and radial velocity difference between the two pair components. A major drawback of the approach of Salo & Laurikainen (1993) is that the DM halos are treated as rigid components, thus the transference of material between each components of the pair cannot produce any effect on the DM distribution of the system, and on the other hand the DM distribution does not vary during the interaction process and this fact may affect the baryonic infall of one component above the other. These authors apply the same techniques in a more recent numerical study of M51 (Salo & Laurikainen 2000a,b). They succeeded to reproduce the outer (HI-tail) and inner morphological features of M51 and in the case of these studies the choice of rigid DM halos is not so crucial because the authors are not specifically interested in a detailed study of the relation between baryons and DM during the interaction process, yet this methodology leaves open many questions about the actual interplay between the main mass components in galaxies. Rosado et al. (2011) perform numerical simulations of the M51 galaxy type KPG 302 (NGC 3893/96), where NGC 3893 is a grand-design Sc type galaxy and NGC 3896 is cataloged as a lenticular galaxy (S0a). Verheijen & Sancisi (2001) by means of HI imaging demonstrates the existence of a prolonged envelope surrounded the two galaxies of the pair in the direction SE to NW alongside the imaginary line connecting the nuclei of both components of KPG 302. KPG 390 is morphologically somewhat different from KPG 302, nevertheless we briefly summarize here the results of the numerical simulation of Rosado et al. (2011) to acquire more insights about the dynamical evolution of KPG 390. The numerical simulations of KPG 302 were achieved with GADGET2 (Springel et al. 2001; Springel 2005) and using a galaxy model analogous to that of Barnes & Hernquist (1996). In this models stars and DM are treated as collisionless fluids, the gas is regarded as a compressible isothermal fluid that undergoes gravitational forces and hydrodynam-

ical forces as well. The gas is 10% of the stellar disk and shocks are managed including an artificial viscosity in the equations of motion. The gaseous and stellar disk have exponential density profiles and the DM density profiles are represented by Hernquist, P-ISO and NFW. The satellite galaxy NGC 3896, is represented by means of a Plummer sphere. The orbits considered for the simulations are parabolic. The results of the simulations resemble the observed morphology of KPG 302 and the measured $H\alpha$ velocity maps (Fuentes-Carrera et al. 2007). The authors outlined it seems from the simulations that with P-ISO DM halos more open spiral pattern are readily formed. This fact, if confirmed with more numerical tests, probably indicates strong differences in shaping spiral patterns, depending on the DM density profile considered. This occurrence could be connected with the deepness of the DM halo potential well, given that cored DM density profiles have shallower potential wells than cuspy DM profiles, the matter in the spiral arms is rearranged at different azimuthal distances in the galaxy disk depending on the gravitational response of the spiral arms baryons to the collisionless DM particles. If this hypothesis holds at least for M51-type interactions we would expect for NGC 5278 a less open spiral pattern due to the cuspy Hernquist (in the case of disk mass $M_d = 5.6 \times 10^{10} M_\odot$ and less 30% disk mass) DM halo gravitational potential well, i. e. we could constrain a range for the pitch angle of the spiral arms of this galaxy through the knowledge of the DM distribution. In the case of more 30% disk mass the succeed in the RC fitting of the cored ($n < 4$) Einasto DM halo depict a very different story in which probably the spiral pattern of NGC 5278 has a wider pitch angle with respect to the Hernquist DM halo solution. At the present time these latter considerations are only on a conjectural ground and it is clear that a much of more work is needed to deeply understand the mutual reciprocity between DM and baryons in interacting spiral galaxies.

In particular in the case of KPG 390, it is difficult, at the present moment, without a numerical simulation of this pair to establish an evolutionary path for the DM halo distribution in this system, because of the uncertainties about the orbital configuration parameters that determines the geometrical evolution of this interaction. Suc-

cessive passage of the companion NGC 5279 could diminish the baryonic content of NGC 5278 leading to very different configurations and shapes of the DM component in this galaxy. Summarizing we can affirm that the present analysis does not exhaust the dynamical study of KPG 390, but settles important prescriptions about the DM content of NGC 5278, the primary galaxy of KPG 390 and we plan to use this information as boundary conditions in future numerical simulations of this complex interaction process.

8. Conclusions.

In this article we revisit the mass distribution of the spiral galaxy NGC 5278, this time with new observational information about the disk M/L coming from surface photometry and stellar population synthesis studies. We derive 2D M/L stellar maps and we find that the M/L varies along the galactocentric radius. We perform 1D and 2D bulge-disk decomposition to conclude that our analysis does not reveal any bulge component in NGC 5278, alternatively we find out a powerful central source and a classical exponential disk. We obtain the 2D disk mass distribution of NGC 5278 and from this distribution we derive the disk mass contribution to the whole RC of NGC 5278, considering a disk mass variation of more or less 30%, to include the uncertainties of the Zibetti et al. (2009) method and we realize that the baryonic RC of NGC 5278, and also the baryonic RC more and less 30% disk mass, is not able to explain the whole mass content of NGC 5278 revealed from its gravitational potential. For this reason we subtract the baryonic disk of NGC 5278 from the observed RC of this galaxy, also in the cases of more and less 30% disk mass, to obtain the DM RCs for NGC 5278. As a next step we fit to the DM RCs of NGC 5278 four different DM halo distributions to establish which of the four DM halos better reproduce the DM RCs of KPG 390 A. The main results of this work are that the Hernquist DM halo better fit the DM RC of NGC 5278 in the case of disk mass $M_d = 5.6 \times 10^{10} M_\odot$ and less 30% of this value, and also that the cored ($n < 4$) Einasto DM halo better fit the DM RC of NGC 5278 in the case of more 30% disk mass. We also try the maximum disk solution for NGC 5278, fitting the maximum number of internal points of the observed RC with more 195% of the determined

baryonic disk. The maximum disk solution is inadequate to account for the entire mass of NGC 5278. We are unable to predict the time evolution of the baryonic and DM distribution because we are missing a whole dynamical study of the pair KPG 390. For this reason we plan to use these results about the mass distribution of NGC 5278, as boundary conditions, in a future numerical simulation of the pair KPG 390 also to unveil other important dynamic features of this complex type of interaction.

Acknowledgments

We would like to thank the anonymous referee for the useful suggestions and commentaries which have substantially improved the paper. This work was supported by DGAPA-UNAM grant IN108912 and CONACYT grant 40095-F. E. Martínez-García acknowledges postdoctoral financial support from UNAM (DGAPA), México, and CONACYT's grant for postdoctoral fellowship at INAOE. This research made use of the NASA/IPAC Extragalactic Database (NED) which is operated by the Jet Propulsion Laboratory, California Institute of Technology, under contract with the National Aeronautics and Space Administration. This research has made use of the SIMBAD database, operated at CDS, Strasbourg, France. We acknowledge the usage of the HyperLeda database (<http://leda.univ-lyon1.fr>).

REFERENCES

- Aihara, H. e. a. 2011, *ApJS*, 193, 29
- Athanassoula, E. 2002, *ApJL*, 569, L83
- Aumer, M., & White, S. D. M. 2012, *MNRAS*
- Barnes, J. E. 1988, *ApJ*, 331, 699
- Barnes, J. E. 1998, in *Saas-Fee Advanced Course 26: Galaxies: Interactions and Induced Star Formation*, ed. R. C. Kennicutt, Jr., F. Schweizer, J. E. Barnes, D. Friedli, L. Martinet, & D. Pfenniger, 275
- Barnes, J. E., & Hernquist, L. 1996, *ApJ*, 471, 115
- Berentzen, I., Shlosman, I., & Jogee, S. 2006, *ApJ*, 637, 582
- Blais-Ouellette, S., Carignan, C., Amram, P., & Côté, S. 1999, *AJ*, 118, 2123
- Blanton, M. R., & Roweis, S. 2007, *AJ*, 133, 734
- Bruzual, G., & Charlot, S. 2003, *MNRAS*, 344, 1000
- Burkert, A. 1995, *ApJL*, 447, L25
- Charlot, S., & Fall, S. M. 2000, *ApJ*, 539, 718
- Chemin, L., de Blok, W. J. G., & Mamon, G. A. 2011, *AJ*, 142, 109
- da Cunha, E., Charlot, S., & Elbaz, D. 2008, *MNRAS*, 388, 1595
- de Blok, W. J. G., McGaugh, S. S., & Rubin, V. C. 2001, *AJ*, 122, 2396
- de Vaucouleurs, G. 1948, *Annales d'Astrophysique*, 11, 247
- Debattista, V. P., & Sellwood, J. A. 1998, *ApJL*, 493, L5
- . 2000, *ApJ*, 543, 704
- Dubinski, J., Mihos, J. C., & Hernquist, L. 1996, *ApJ*, 462, 576
- Einasto, J. 1965, *Trudy Astrofizicheskogo Instituta Alma-Ata*, 5, 87
- Freeman, K. C. 1970, *ApJ*, 160, 811
- Fuentes-Carrera, I., Rosado, M., Amram, P., Salo, H., & Laurikainen, E. 2007, *A&A*, 466, 847
- Gao, L., Navarro, J. F., Cole, S., Frenk, C. S., White, S. D. M., Springel, V., Jenkins, A., & Neto, A. F. 2008, *MNRAS*, 387, 536
- Gentile, G. 2008, *ApJ*, 684, 1018
- Hernquist, L. 1990a, *ApJ*, 356, 359
- . 1990b, *Dynamical status of M51.*, ed. R. Wielen, 108–117
- Karachentsev, I. D. 1972, *Soobshcheniya Spetsial'noj Astrofizicheskoy Observatorii*, 7, 1
- Keel, W. C., Kennicutt, Jr., R. C., Hummel, E., & van der Hulst, J. M. 1985, *AJ*, 90, 708

- Klimanov, S. A., & Reshetnikov, V. P. 2001, *A&A*, 378, 428
- Klypin, A. A., Trujillo-Gomez, S., & Primack, J. 2011, *ApJ*, 740, 102
- Kormendy, J. 1977, *ApJ*, 217, 406
- Kormendy, J., & Kennicutt, Jr., R. C. 2004, *ARA&A*, 42, 603
- Lequeux, J. 1983, *A&A*, 125, 394
- Marigo, P., & Girardi, L. 2007, *A&A*, 469, 239
- Markwardt, C. B. 2009, in *Astronomical Society of the Pacific Conference Series*, Vol. 411, *Astronomical Data Analysis Software and Systems XVIII*, ed. D. A. Bohlender, D. Durand, & P. Dowler, 251
- McGaugh, S. S. 2005, *ApJ*, 632, 859
- Merritt, D., Graham, A. W., Moore, B., Diemand, J., & Terzić, B. 2006, *AJ*, 132, 2685
- Merritt, D., Navarro, J. F., Ludlow, A., & Jenkins, A. 2005, *ApJL*, 624, L85
- Mihos, J. C., Dubinski, J., & Hernquist, L. 1998, *ApJ*, 494, 183
- Navarro, J. F., Frenk, C. S., & White, S. D. M. 1996, *ApJ*, 462, 563 (NFW)
- Navarro, J. F., et al. 2004, *MNRAS*, 349, 1039
- . 2010, *MNRAS*, 402, 21
- Oñorbe, J., Domínguez-Tenreiro, R., Sáiz, A., & Serna, A. 2007, *MNRAS*, 376, 39
- Ostriker, J. P., & Peebles, P. J. E. 1973, *ApJ*, 186, 467
- Paturel, G., Petit, C., Prugniel, P., Theureau, G., Rousseau, J., Brouty, M., Dubois, P., & Cambrésy, L. 2003, *A&A*, 412, 45
- Peng, C. Y., Ho, L. C., Impey, C. D., & Rix, H.-W. 2002, *AJ*, 124, 266
- . 2010, *AJ*, 139, 2097
- Prada, F., Klypin, A. A., Cuesta, A. J., Betancort-Rijo, J. E., & Primack, J. 2012, *MNRAS*, 423, 3018
- Repetto, P., Rosado, M., Gabbasov, R., & Fuentes-Carrera, I. 2010, *AJ*, 139, 1600
- Rosado, M., Gabbasov, R., & Fuentes-Carrera, I. 2011, in *IAU Symposium*, Vol. 277, *IAU Symposium*, ed. C. Carignan, F. Combes, & K. C. Freeman, 259–262
- Rots, A. H., Bosma, A., van der Hulst, J. M., Athanassoula, E., & Crane, P. C. 1990, *AJ*, 100, 387
- Rubin, V. C., Ford, W. K. J., & Thonnard, N. 1980, *ApJ*, 238, 471
- Salo, H., & Laurikainen, E. 1993, *ApJ*, 410, 586
- . 2000a, *MNRAS*, 319, 377
- . 2000b, *MNRAS*, 319, 393
- Schlegel, D. J., Finkbeiner, D. P., & Davis, M. 1998, *APJ*, 500, 525
- Sersic, J. L. 1968, *Atlas de galaxias australes*
- Skrutskie, M. F. e. a. 1997, in *Astrophysics and Space Science Library*, Vol. 210, *The Impact of Large Scale Near-IR Sky Surveys*, ed. F. Garzon, N. Epchtein, A. Omont, B. Burton, & P. Persi, 25
- Skrutskie, M. F. e. a. 2006, *AJ*, 131, 1163
- Sofue, Y., & Rubin, V. 2001, *ARA&A*, 39, 137
- Spano, M., Marcellin, M., Amram, P., Carignan, C., Epinat, B., & Hernandez, O. 2008, *MNRAS*, 383, 297
- Springel, V. 2005, *MNRAS*, 364, 1105
- Springel, V., & Hernquist, L. 2005, *ApJL*, 622, L9
- Springel, V., & White, S. D. M. 1999, *MNRAS*, 307, 162
- Springel, V., Yoshida, N., & White, S. D. M. 2001, *NewA*, 6, 79
- Swaters, R. A., Madore, B. F., van den Bosch, F. C., & Balcells, M. 2003, *ApJ*, 583, 732
- Terlouw, J. P., & Vogelaar, M. G. R. 2012, *Kapteyn Package*, version 2.2.1b4, *Kapteyn Astronomical Institute*, Groningen, available from <http://www.astro.rug.nl/software/kapteyn/>

- Tissera, P. B., White, S. D. M., Pedrosa, S., & Scannapieco, C. 2010, MNRAS, 406, 922
- Toomre, A. 1994, in Bulletin of the American Astronomical Society, Vol. 26, Bulletin of the American Astronomical Society, 858
- Toomre, A., & Toomre, J. 1972, ApJ, 178, 623
- van Albada, T. S., Bahcall, J. N., Begeman, K., & Sancisi, R. 1985, ApJ, 295, 305
- van der Kruit, P. C. 1989, in World of Galaxies (Le Monde des Galaxies), ed. H. G. Corwin Jr. & L. Bottinelli, 256–274
- Verheijen, M. A. W., & Sancisi, R. 2001, A&A, 370, 765
- Weinberg, M. D. 1985, MNRAS, 213, 451
- Zibetti, S., Charlot, S., & Rix, H.-W. 2009, MNRAS, 400, 1181