

Effect of the Gate-dielectric stack on the quantum screening of the two-dimensional electron gas in silicon inversion layer

Aniruddha Konar,^{1, a)} Mohit Bajaj,¹ Rajan K. Pandey,¹ Ninad Sathaye,¹ and Murali V Kota¹
Semiconductor Research and Development Center (SRDC), IBM, Bangalore, 560045, India.

(Dated: 2 December 2024)

This article develops a consistent theory of free carrier screening of a two-dimensional electron gas in the silicon inversion layer in the presence of stacked layers of dielectric environment—commonly known as gate stack in context of field-effect transistors. It is shown that the finite thickness and of dielectric stacks alters the free carrier screening, a crucial quantity which determines screened Coulomb interaction in the inversion layer, and ubiquitously appears in carrier transport theory in semiconductors. Results are analytical and can be used to accurately predict Coulomb-interaction limited mobility in field-effect transistors.

Silicon (Si)-based transistor technology is the backbone of the modern semiconductor-based nanotechnology. In effort to maintain aggressive scaling of transistors, a high- κ (higher than semiconductor's dielectric constant) insulating layer is necessary as gate dielectric layer for better capacitive coupling between the semiconductor and the gate metal. Figure 1(a) is a typical gate stack of a Si-based field-effect transistor. Ideally the high- κ dielectric directly on the Si layer is coveted. Growing high- κ directly on top of Si substrate gives rise to high density of trap and degrades the transistor performance. This is because hafnium coordination is 5 or more compared to 4 coordination of Si and appears as a fundamental problem in device reliability. To overcome this, usually a thin layer of thermally grown SiO_2 is sandwiched between the high- κ and the Si substrate to reduce the interface trap density. As a result, the electron-electron interaction in the two-dimensional electron gas (2DEG) in the inversion layer is strongly influenced by both low- κ (IL) and the high- κ layer. The electron-electron interaction strength determines the magnitude of free carrier screening inside the 2DEG. The accurate evaluation of screening function plays a crucial role for an accurate estimation of scattering rates/mobility as scattering rate $\tau^{-1} \sim |\epsilon_{2D}|^{-2}$, where ϵ_{2D} is the screening function of the 2DEG. The purpose of this article is to investigate the effect of the surrounding dielectric stack on the static and dynamic quantum screening function of 2DEGs in the Si layer.

We consider an IL layer of thickness d_{in} and permittivity $\epsilon_{ins} = \epsilon_0 \kappa_{ins}$ sandwiched between a thick Si substrate (permittivity $\epsilon_s = \epsilon_0 \kappa_s$) and high- κ layer of thickness t_{ox} and permittivity $\epsilon_{ox} = \epsilon_0 \kappa_{ox}$ as shown in Fig.1(a). In the inversion regime, the carriers are confined in a thin quantum well formed by the band-bending near the IL/Si interface (shown in Fig.1b). Carriers in the inversion channel can be either electron or hole depending on the substrate doping and the gate voltage applied to the gate metal. In this article, we primarily focus on

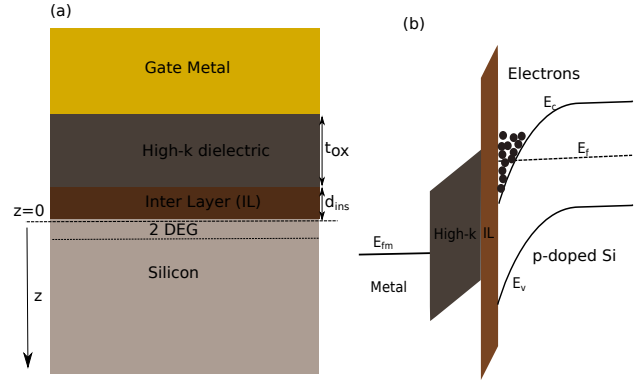


FIG. 1. A typical gate stack of state of art Si-based field-effect transistors (FET) with a thin layer of SiO_2 (IL) between high- κ and the Si substrate.

the electrons, the treatment for holes will follow the same procedure. The single particle Hamiltonian of electrons in the inversion layer is $H_0 = \mathbf{p}^2/2m^* + V_{con}(z)$, where \mathbf{p} is the two-dimensional momentum of electrons in the plane of inversion layer, m^* is the electron effective mass and $V_{con}(z)$ is the confinement potential due to the band bending at the Si/IL interface. The energy dispersion of the electrons in the quantum well corresponding to a quantum state $|n, k\rangle$ is given by $\mathcal{E}_{n, k} = \mathcal{E}_n + \hbar^2 k^2/2m^*$. Here n is the quantum number, k is the magnitude of the two-dimensional in-plane wave vector, \hbar is the reduced Planck's constant and \mathcal{E}_n is the energy of the n^{th} subband in the inversion layer. The wavefunction of carrier is $\Psi_{n, k}(r, z) = \langle r | n, k \rangle = \mathcal{U}_n(z) \cdot [\exp(i\mathbf{k} \cdot \mathbf{r})/\sqrt{A}]$, where A is the area of the inversion layer and $\mathcal{U}_n(z)$ is the envelope function due to quantization. To investigate the dielectric response of the 2DEG in the inversion layer, we follow the “self-consistent field theory” by Ehrenreich and Cohen¹ also known as random-phase approximation (RPA). In this formalism, an external oscillating longitudinal electric perturbation $V_0(r, z)e^{-i\omega t}$ is applied to the 2DEG. In response of this external perturbation, electrons in the 2DEG rearrange themselves by creating a screening potential $V_{sc}(r, z)$ in addition to the applied potential. The response potential $V_{sc}(r, z)$ determines the

^{a)} Electronic mail: anikonar@in.ibm.com

many-body effect such as quantum screening, plasma oscillations of the electron gas. How this response potential depends on the dielectric environment is the main aim of the paper. With the screening potential in conjunction with the applied one, the total “*self-consistent field*” in the inversion layer is $V(r, z) = V_0 + V_{sc}$. Within the linear response theory, the total potential is related to the applied perturbation via dielectric function $V^{mm'}(q, \omega) = \sum_{nn'} \epsilon_{nn', mm'}^{-1}(q, \omega) V_0^{nn'}(q, \omega)^{2,3}$, where $\epsilon_{nn', mm'}^{-1}(q, \omega)$ is the multi-dimensional dynamic polarization function of 2DEG and $V_{mn}(q, \omega) = \langle m, k+q | V(r, z) | n, k \rangle$ is the transition matrix element between quantum states of $|n, k\rangle$ and $|m, k+q\rangle$. In one subband approximation, the dielectric function becomes a scalar quantity.

To calculate the dielectric response of the 2DEG, we need to evaluate the screening potential $V_{sc}(r, z)$ in the presence of dielectric stack with appropriate electrostatic boundary conditions. Applied external perturbation mixes the quantum states (time-dependent perturbation) and induces spatial inhomogeneity in the density of the 2DEG. Following the standard procedure of time-dependent perturbation theory, the induced charge density in the inversion layer can be written as $n^{ind}(q, z, t) = -e \sum_{nn'} \mathcal{U}_n(z) \mathcal{U}_{n'}(z) V_{nn'} \chi_{nn'}(q, \omega) e^{i\mathbf{q}\cdot\mathbf{r}} e^{i\omega t} + c.c.$, where *c.c.* stands for complex conjugate and the Lindhard polarization function $\chi_{nn'}(q, \omega)$. The screening potential

$V_{sc}(r, z)$ is related to this induced charge density by Poisson equation $\nabla^2 V_{sc}(r, z) = -n^{ind}(r, z)/\epsilon_0 \epsilon_s$, where ϵ_0 is the free space permittivity. Exploiting the cylindrical symmetry of the system, we write $V_{sc}(r, z) = (1/2\pi)^2 \int_0^\infty e^{i\mathbf{k}\cdot\mathbf{r}} v_q(z) \mathbf{d}^2\mathbf{q} = (1/2\pi) \int_0^\infty J_0(qr) v_q(z) q dq$, where $J_n(x)$ is the n^{th} order Bessel function. Using the Fourier-transformed screening potential and using the recurrence relation of Bessel function $J_{n+1}(x) + J_{n-1}(x) = (2n/x) J_n(x)^4$, the Poisson equation can be reduced to one dimension as

$$\left(\frac{\partial^2}{\partial z^2} - q^2 \right) v_q(z) = \begin{cases} - \left(\frac{e}{\epsilon_0 \epsilon_s} \right) \sum_{nn'} \mathcal{U}_n(z) \mathcal{U}_{n'}(z) V_{nn'} \\ \quad \times \chi_{nn'}(q, \omega), & z \geq 0 \\ 0, & z \leq 0. \end{cases} \quad (1)$$

The appropriate differential equation of the Green's function corresponding to the above equation is

$$\left(\frac{\partial^2}{\partial z^2} - q^2 \right) G(z, z') = -\delta(z - z'), \quad (2)$$

where $\delta(x)$ is Dirac-delta function. The solution of the above differential equation has two parts $G(z, z') = g^{hom}(z, z') + g^{inhom}(z, z')$. The inhomogeneous part of the solution is given by $g^{inhom}(z, z') = e^{-q|z-z'|}/2q^4$ and the homogeneous part is

$$g^{hom}(z, z') = \begin{cases} A(z') e^{qz}, & z \geq 0 \\ B(z') e^{qz} + C(z') e^{-qz}, & 0 \geq z \geq -d_{ox} \\ 2D(z') e^{-qT_{ox}} \sinh q(z + T_{ox}), & -T_{ox} \geq z \geq -d_{ox} \\ 0 & z \leq -T_{ox}, \end{cases} \quad (3)$$

where $T_{ox} = t_{ox} + d_{ins}$ and $A(z'), B(z')$ are the unknown coefficients to be determined by the electrostatic boundary conditions at each interface of the stack. Note that the screening by the gate metal on the induced potential is taken into account by setting potential equal to zero in the metal region. Among the unknown coefficients, only $A(z')$ needs to be evaluated for calculation of the screening potential in the channel region. Applying the usual electrostatic boundary conditions at i^{th} interface, i.e. $G(z_i^+, z') = G(z_i^-, z')$ and $dG/dz|_{z_i^+} = dG/dz|_{z_i^-}$, for a very thin IL layer ($qd_{ins} \leq 1$), $A(z')$ can be evaluated and the Green's function in the channel region becomes

$$G(z, z') = \frac{1}{2q} \left(e^{-q|z-z'|} + \mathcal{U}(q) e^{-q(z+z')} \right). \quad (4)$$

The factor $\mathcal{U}(\dots)$ is the contribution coming from the dielectric stack and is given by

$$\mathcal{U}(q) = \left[\frac{\gamma_1 \tanh qT_{ox} + \gamma_2 \kappa_{ox}(qd_{ins})}{(\kappa_s \tanh qT_{ox} + \kappa_{ox})} \right], \quad (5)$$

where $\gamma_1 = (\kappa_s - \kappa_{ox})$ and $\gamma_2 = (\kappa_{ox} - \kappa_{ins})$ are the dielectric mismatch factors for the gate stack. Note

that, in absence of any dielectric mismatch, i.e. when $\kappa_{ox} = \kappa_{ins} = \kappa_s$, $\gamma_1 = \gamma_2 = 0$, and the Green's function reduces ($G(z, z') = e^{-q|z-z'|}/2q$) to the Green's function of a homogeneous medium. The induced potential is now written as $v_q(z) = \int_{z'} G(z, z') n^{ind}(z') dz'$. Note that, depending on the dielectric constant of insulating layers in the gate stack, $\mathcal{U}(q)$ can be positive (negative) and the induced potential will be enhanced (reduce) accordingly. This is the effect of the gate dielectrics on the free carrier's screening in the channel region. In the single subband occupation limit, screening function $\epsilon_{nn'}(q)$ becomes scalar and is written by $\epsilon_{2d}(q, \omega) = 1 + \langle v_q(z) \rangle \chi_{00}$ where χ_{00} is the polarization function considering only ground state and $\langle v_q(z) \rangle$ is the induced potential averaged over z coordinates. For calculation of the screening potential, we choose a Fang-Howard⁵ type variational wave function $\mathcal{U}_n(z) = \sqrt{b^3/2z} \exp(-bz/2)$, for the carriers in the triangular well in the inversion layer. Here $b = (12e^2 m_z / \epsilon_0 \kappa_s) [N_{dep} + (11/32) n_{inv}]^{1/36}$, where N_{dep} is the depletion charge in the channel, m_z is the electronic effective mass along z , and n_{inv} is the 2D charge density

in the inversion layer. Using the Fang-Howard wave func-

tion, the gate-dielectric dependent screening function is written as

$$\epsilon_{2D}(q, \omega) = 1 + \left(\frac{e^2}{2\epsilon_0 \kappa_s q} \right) \left[\underbrace{\mathcal{L}(b, q) + \mathcal{U}(q) \left(\frac{b}{b+q} \right)^6}_{\gamma(\kappa_{ox}, \kappa_{ins})} \right] \chi_{00}(q, \omega), \quad (6)$$

where $\mathcal{L}(b, q) = [8b^3 + 9b^2q + 3bq^2/8(b+q)^3]$ is the form-factor coming from the envelope function of the ground state. Note that the explicit appearance of dielectric layers of the gate stack in the screening function via term $\mathcal{U}(q)$. The frequency-dependent polarization function of 2DEGs is an intricate problem and has been solved by F. Stern⁷. In this work, the pri-

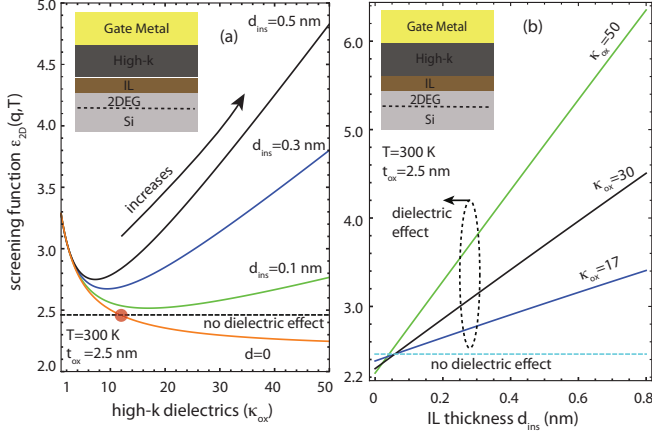


FIG. 2. Screening function of a 2DEG as a function of (a): high- κ dielectrics for various IL thickness, and (b): IL thickness for various high- κ dielectrics. Note that the differences in free carrier screening with and without the effect of gate stack. All the calculation are done at room temperature for $n_{inv} = 10^{16}/\text{m}^2$.

mary interest is in the static dielectric function ($\omega = 0$), which appears in the scattering rates calculation due to Coulombic impurities (ionized donor/acceptors or remote Coulomb scattering), surface roughness scattering and quasi-static acoustic phonon scattering. In one subband limit, the finite temperature static polarizability function ($q \leq 2k_f$, where k_f is the Fermi wave vector) of a 2DEG is $\chi_{00} = D_0 f_0(\mathcal{E}_f, T)$ ². Here $D_0 = g_v m^* / \pi \hbar^2$ is the 2D density of states, $f_0 = 1 / (1 + e^{-\eta})$ is the ground state occupancy. The parameter $\eta = [\mathcal{E}_f - \mathcal{E}_0] / k_B T$, where Fermi energy is defined by the relation $n_{inv} = (g_v m^* k_B T / \pi \hbar^2) \ln [1 + e^{(\mathcal{E}_f - \mathcal{E}_0) / k_B T}]$, k_B being the Boltzmann constant, g_v is the valley degeneracy and T is the temperature. The ground state energy $\mathcal{E}_0 = 1.96 (e^2 \hbar / \sqrt{m_z \epsilon_0 \kappa_s})^{2/3} (N_{dep} + \frac{55}{96} n_{inv})$

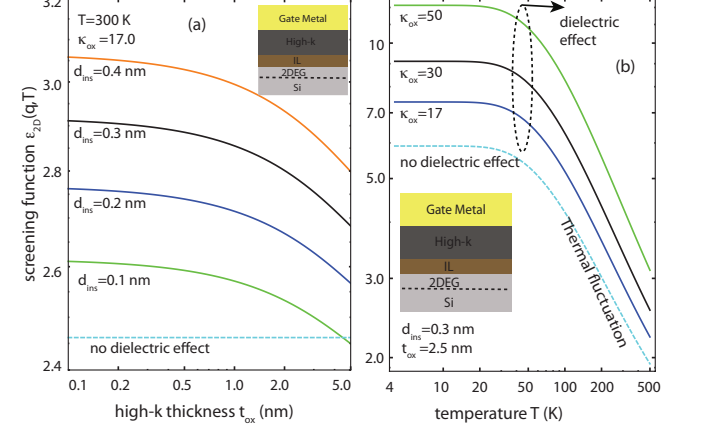


FIG. 3. Screening function of a 2DEG as a function of (a): high- κ thickness for various IL thickness, and (b): temperature for various high- κ dielectrics. Note that the differences in free carrier screening with and without the effect of gate stack. All the calculation are done at room temperature for $n_{inv} = 10^{16}/\text{m}^2$, and assuming IL as SiO_2 .

$(N_{dep} + \frac{11}{32} n_{inv})^{-1/3}$ ⁶. In non-degenerate (high temperature) limit $\eta \ll 0$, and $D_0 f_0(\mathcal{E}_f, T) \approx n_{inv} / k_B T$. In analogy to static screening function of an infinite homogeneous electron gas, the screening function of a confined 2DEG can be written as $\epsilon_{2D}(q, \omega = 0) = 1 + q_{TF}^{eff}(T) / q$. The effective Thomas-Fermi wavevector in the presence of dielectric mismatch is given by

$$q_{TF}^{eff}(T) = \frac{n_{inv} e^2}{2\epsilon_0 \kappa_s k_B T} \gamma(\kappa_{ox}, \kappa_{ins}), \quad (7)$$

where $\gamma(x)$ is given in Eq. 6. The effect of gate dielectrics (both IL and high- κ layers) are contained in the factor $\gamma(\kappa_{ox}, \kappa_{ins})$. Note that the effective Thomas-Fermi wave vector (hence static screening) also depends on the physical thickness of the dielectric layers via function $\mathcal{U}(q)$. For a degenerate electron gas, $f_0(T) = 1$, and the effective TF wave vector is $q^{eff} = 2g_v / a_B^*$, where $a_B^* = 4\pi\epsilon_0 \kappa_s \hbar^2 / m^* e^2 \gamma(\kappa_{ox}, \kappa_{ins})$ is the effective Bohr radius.

Figure 2(a) shows the effect of high- κ dielectrics on the free carrier screening in the channel for different IL thicknesses. The constant dashed line represents the screening function without taking the contribution of dielectric

mismatch effect. When the effect of gate dielectrics is taken into account, variation of the screening function depends strongly on the IL thickness. For zero ($d_{ins} = 0$) IL thickness, screening function decreases with increasing κ_{ox} . For $d_{ins} = 0$, $\mathcal{U}(q) \approx (\kappa_s - \kappa_{ox})/(\kappa_s + \kappa_{ox})$. When $\kappa_{ox} \ll \kappa_s$ (low- κ environment), $\mathcal{U}(q) > 0$, and screening is higher compared to no-dielectric mismatch case. On the other hand, when $\kappa_{ox} \gg \kappa_s$, $\mathcal{U}(q) < 0$, and screening function decreases monotonically with κ_{ox} as shown in Fig.2(a). For non-zero IL thickness, screening function decreases up to a critical κ_{ox} , and then increases monotonically. This is due to the competition of γ_1 and γ_2 terms appearing in the numerator of $\mathcal{U}(q)$. This critical high- κ dielectric constant, where screening function has a minima is given by $\kappa_{ox}^{cr} = \kappa_s(3\mathcal{R} + \kappa_{ins})/(\mathcal{R} + 2\kappa_s + \kappa_{ins})$, where $\mathcal{R} = T_{ox}/d_{ins}$. For $T_{ox} = 2.5$ nm thick high-k, and $d_{ins} = 0.3$ nm thick IL of SiO₂ ($\kappa_{ins} = 3.9$), $\mathcal{R}=9.33$ and the critical dielectric constant $\kappa_{ox} \approx 10.2$ as shown in Fig.2(a). Above this critical dielectric constant, the screening increases with IL thickness as shown in Fig.2(b). Current si-based transistor technology used HfO₂ as high-k material with a thin IL layer of SiO₂. The high dielectric constant of HfO₂ ($\kappa_{HfO_2} = 17.0 > \kappa_{ox}^{cr}$) is beneficial for enhanced carrier screening for non-zero IL layer. Fig.3(a) shows the effect of high-k layer thickness on the screening function for a typical Si/SiO₂/HfO₂ stack. Note that, with further scaling of IL layer, high- κ layer needs to be aggressively scaled to have increased free carrier screening at room temperature. With decreasing temperature, thermal fluctuation decreases resulting higher carrier screening keeping the effect of high- κ layer intact as shown in

Fig.3(b).

Apart from the static screening function, dynamic behavior ($\omega \neq 0$) of 2DEG also get re-normalized by the gate dielectrics via function $\mathcal{U}(q)$. As a result, the natural frequency of oscillation of the 2DEG, i.e. the plasma frequency ($\omega_p(q)$) also depends on the gate dielectrics and their thicknesses. The dependence of $\omega_p(q)$ on the gate dielectrics can be calculated using dynamic polarizability function⁷ in Eq.6, and then finding the zeroes of the total screening function. This calculation is cumbersome but straightforward and won't be reported here.

In conclusion, we have developed a consistent analytical theory of dielectric function of 2DEG in the presence of IL and high- κ insulator in the gate stack of transistor. It is shown that, in absence of IL layer, high- κ dielectrics reduces the strength of free carrier screening in the inversion layer of the semiconductor. The presence of a thin IL layer alters the screening function dramatically-reduces the screening up to a critical high- κ dielectrics and then increases monotonically. The presence of gate dielectrics also renormalizes the plasma frequency of the 2DEG and the calculation procedure is outlined. The dielectric function developed here will facilitate accurate calculation of scattering rates and conductivity, mobility, etc. for ultra-scaled nano-devices.

¹H. Ehrenreich and M. H. Cohen, *Phys. Rev.* **115**, 786(1959).

²D. Ferry and S. M. Goodnick, *Transport in Quantum Nanostructures*, 2000.

³G. D. Mahan, *Theory of Many-particle Physics*, 1990.

⁴G. B. Arfken and H. J. Weber, *Mathematical Methods for Physicists*, 5th Edition, Academic Press, 2001.

⁵F. F. Fang and W. E. Howard, *Phys. Rev. Lett.* **16**, 797 (1966).

⁶F. Stern and W. E. Howard, *Phys. Rev.* **163**, 816 (1967).

⁷F. Stern, *Phys. Rev. Lett.* **18**, 546 (1967).