

# Magnetic Polarization and Fermi Surface Instability: Case of $\text{YbRh}_2\text{Si}_2$

Alexandre POURRET<sup>1\*</sup>, Georg KNEBEL<sup>1†</sup>, Tatsuma D. MATSUDA<sup>2</sup>, Gerard LAPERTOT<sup>1</sup>, and Jacques FLOUQUET<sup>1</sup>

<sup>1</sup>*SPSMS, UMR-E CEA / UJF-Grenoble 1, INAC, Grenoble, F-38054, France*

<sup>2</sup>*Advanced Science Research Center, Japan Atomic Energy Agency, Tokai, Ibaraki 319-1195, Japan*

We report thermoelectric and resistivity measurements of antiferromagnetic heavy fermion compound  $\text{YbRh}_2\text{Si}_2$  at low temperatures down and under high magnetic field. At low temperature, the thermoelectric power and the resistivity present several distinct anomalies as a function of field around  $H_0 \sim 9.5$  T when the magnetic polarization reaches a critical value. The anomalies are accompanied with a change of sign from negative at low magnetic field to positive at high field ( $H > H_0$ ) and are resulting from a Lifshitz-type topological transition of the Fermi surface. A logarithmic divergence of  $S/T$  at  $T \rightarrow 0$  K just above  $H_0$  ( $H = 11.5$  T) is quite comparable to the well known divergence of  $S/T$  in the temperature range above the antiferromagnetic order at  $H = 0$  T referred to as non Fermi liquid behavior. The transition will be compared to the well characterized Fermi surface change in  $\text{CeRu}_2\text{Si}_2$  at its pseudo-metamagnetic transition.

Heavy fermion compounds are recognized as key materials to study magnetic or valence quantum criticality.<sup>1,2</sup> Their low characteristic energy scale can be easily tuned by pressure or magnetic field. However, their electronic structure is rather complicated and several bands are formed at the Fermi level. The flatness of the renormalized bands near the Fermi energy driven by the local character of the  $4f$  electrons adds the possibility of Fermi surface reconstructions either by switching through the magnetic quantum criticality or entering into the high magnetic field Zeeman regime with a decoupling of majority and minority spin bands.<sup>3</sup>

Controversy still exists on the feedback between magnetic quantum criticality and Fermi surface instabilities with basic questions on the theoretical modeling of quantum criticality. For example, in the spin fluctuation approach, at first approximation the Fermi surface is assumed invariant on crossing an antiferromagnetic quantum critical point. The  $\text{CeRu}_2\text{Si}_2$  series is considered to be an excellent example for this model.<sup>2,4</sup> In difference in the local criticality approach, Kondo break-down<sup>5-7</sup> has been involved with a drastic change of the Fermi surface from a small Fermi surface in the magnetically ordered state to a large Fermi surface in the paramagnetic heavy fermion state.<sup>8</sup> A prototype example of this scenario may be the heavy fermion compound  $\text{YbRh}_2\text{Si}_2$  which orders antiferromagnetically below  $T_N = 0.07$  K.<sup>9</sup> This antiferromagnetic order is suppressed by a tiny magnetic field of  $H_c = 0.07$  T in the basal plane and a Fermi liquid behavior is restored. Experimentally, the indications of an abrupt Fermi surface reconstruction at  $H_c$  is ambiguous as the huge value of the effective mass and the relative weakness of the critical field prevent direct quantum oscillations experiments. Only macroscopic quantities like the Hall effect<sup>8,10</sup> give some evidences for the reconstruction. However, this allows not a straightforward determi-

nation of Fermi surface properties in this multiband system. The calculated Fermi surfaces of  $\text{YbRh}_2\text{Si}_2$  consist of three main sheets, a hole-like surface centered at the Z point which has strong  $f$  character, a second rather complex, multiconnected Fermi surface which has both, electron and hole like contributions, and a small  $\Gamma$  centered electron pocket.<sup>11-15</sup>

In the present study we focus on the magnetic-field induced anomalies at around  $H_0 \approx 9.5$  T, i. e. much higher fields than  $H_c$ , where the specific heat coefficient  $\gamma$  and the  $A$  coefficient of the resistivity decreases significantly and the magnetization reaches an almost constant value near  $0.9 \mu_B/\text{mole Yb}$ .<sup>11,16</sup> Fermi surface measurements by de Haas van Alphen (dHvA) technique have shown a strong variation of the observed frequencies originating from the hole like Fermi surface through  $H_0 \approx 9.5$  T.<sup>13,17</sup> While first a suppression of the local Kondo effect and a de-renormalisation of the quasiparticles occurring through  $H_0$  have been proposed,<sup>16</sup> the change of the dHvA frequencies have been interpreted in terms of a Lifshitz transition of the spin-split majority spin branch.<sup>13,17</sup> A recent band structure calculation using the renormalized band method concludes that the transition through  $H_0$  results from a van-Hove-type structure in the density of states which moves with field through the Fermi level and drives a redistribution of the quasiparticles between different Zeeman-split Fermi surface sheets.<sup>14,15</sup>

In this article we report on detailed thermoelectric power (TEP) and magnetoresistivity measurements in  $\text{YbRh}_2\text{Si}_2$  under magnetic field through  $H_0$ . As will be shown, several distinct anomalies in the TEP appear under magnetic field which originate from Fermi surface modifications. The high sensitivity of TEP to detect topological electronical transitions is well established.<sup>18</sup> The TEP is linked to the logarithmic derivative of the

\*E-mail address: alexandre.pourret@cea.fr

electronic conductivity  $\sigma(\epsilon)$  at the Fermi level  $\epsilon_F$

$$S = -\frac{\pi^2 k_B^2 T}{3e} \left( \frac{\partial \ln \sigma(\epsilon)}{\partial \epsilon} \right)_{\epsilon=\epsilon_F} \quad (1)$$

It contains two terms related to transport and thermodynamic properties of the conduction electron<sup>19</sup>

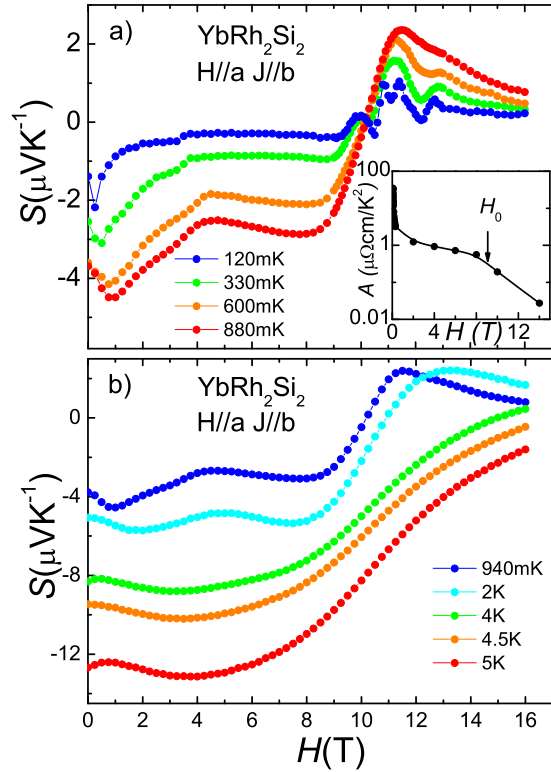
$$S = -\frac{\pi^2 k_B^2 T}{3e} \left( \frac{\partial \ln \tau(\epsilon)}{\partial \epsilon} + \frac{\partial \ln N(\epsilon)}{\partial \epsilon} \right), \quad (2)$$

$\tau(\epsilon_F)$  and  $N(\epsilon_F)$  being respectively the relaxation time and the DOS of the quasiparticles at the Fermi level. Enhancement occurs for the two terms proportional to  $-\partial \ln N(\epsilon)/\partial \epsilon$ .<sup>20</sup> It is this derivative dependence which will differ from the specific heat response which is proportional to  $N(\epsilon)$  at low temperature. Even it may lead to a change of sign of the TEP as its sign does not depend on that of the velocity but only on the curvature of the quasiparticle band. Despite this "complex" response, it has been observed that at very low temperature commonly for Ce heavy fermion compounds the TEP is positive in agreement with the Kondo picture while it is negative for Yb heavy fermion compounds.<sup>21</sup> Furthermore, at  $T \rightarrow 0$  K, the ratio of the TEP by the Sommerfeld coefficient  $\gamma$  in SI units defines a dimensionless quantity  $q$  inversely proportional to the heat carrier number<sup>21</sup>  $q = \frac{S}{T} \frac{N_{av} e}{\gamma}$  where  $N_{av}$  is the Avogadro number. An additional point is that heavy fermion compounds are multiband systems and the TEP power is the sum of the contributions of each subband weighted by their relative conductivity  $S = \sum_i \frac{\sigma_i}{\sigma} S_i$ .<sup>20</sup>

Finally the observed field dependence of the TEP of YbRh<sub>2</sub>Si<sub>2</sub> will be compared to that of the well characterized case of CeRu<sub>2</sub>Si<sub>2</sub> at its pseudo-metamagnetic transition at  $H_m = 7.8$  T. At  $H_m$  a drastic reconstruction of the Fermi surface<sup>22,23</sup> occurs and is now characterized as a Lifshitz-type anomaly with a continuous shrinking of one spin-split majority Fermi surface until it is driven below the Fermi surface at  $H_m$ .<sup>3</sup> This transition is accompanied with sharp extrema in the field dependence of the TEP.<sup>24-26</sup>

TEP and magnetoresistivity experiments have been performed on the same whisker-like out of In flux grown single crystal of YbRh<sub>2</sub>Si<sub>2</sub> with dimensions of 4.3 mm x 0.15 mm x 0.15 mm. The magnetic field is applied along the  $a$  axis of the crystal and heat or charge current perpendicular to the field in the basal plane. The high quality of the single crystal is confirmed by the observation of Shubnikov de Haas oscillations above 10 T. TEP experiments have been performed by a one heater, two thermometers set-up in a dilution refrigerator down to 120 mK and up to 16 T. Thermometers and heater are thermally decoupled from the sample holders by highly resistive manganin wires. Resistivity measurements have been performed by a four point lock-in technique using a low temperature transformer down to 30 mK and fields up to 13 T. In this paper we do not focus on the field suppression of the antiferromagnetic order at  $H_c$ .

Figure 1 (a) shows the field dependence of the TEP of YbRh<sub>2</sub>Si<sub>2</sub> at various temperatures from 120 mK up to 880 mK. The field response of the TEP is rather complex.

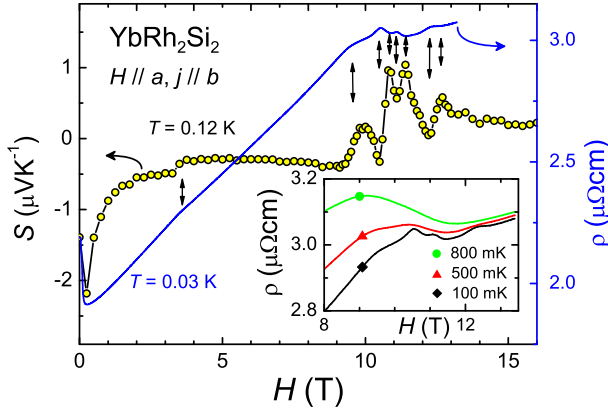


**Fig. 1.** (Color online) Thermoelectric power  $S$  of YbRh<sub>2</sub>Si<sub>2</sub> for  $J \parallel b$  and  $H \parallel a$  as a function of magnetic field for temperatures below (a) and above 900 mK. At very low temperature, at least seven extrema can be resolved near  $H_0$  corresponding to a change of sign of the TEP. With increasing temperature above 1 K the extrema get less pronounced and broadens. At high temperatures,  $S$  stays negative on all the field range.

Clearly several anomalies appear between 0 and 16 T and all signatures in the TEP gets sharper with lowering the temperature. At  $H \approx 3.5$  T  $S(H)$  increases steplike and around  $H \approx 10$  T at least four sharp maxima appear. Remarkably, the sign of the TEP changes from negative ( $H < H_0$ ) to positive ( $H > H_0$ ). With increasing temperature above 1 K the extrema get less pronounced and broaden (see Fig. 1 (b)). As indicated in the inset of Fig. 1 (a) the  $A$  coefficient of the resistivity ( $\sqrt{A} \propto \gamma$ , the Sommerfeld coefficient of the specific heat) has a sharp maximum at  $H_c \approx 70$  mT and decreases continuously as the field increases with a drastic drop through  $H_0$ .

Another remarkable feature is presented in the magnetoresistivity  $\rho(H)$  shown in Fig. 2, which displays also several anomalies crossing through  $H_0$ . The field position of the anomalies (extrema and inflection points) in  $\rho(H)$  coincides perfectly with the sharp anomalies in the TEP. The inflection point of the drop of  $\rho(H)$  at low fields defines the highly discussed crossover scale  $T^*$ .<sup>9,10</sup> At  $H \sim 3.5$  T the step in the TEP corresponds to a kink in  $\rho(H)$ . The inset in Fig. 2 displays  $\rho(H)$  for different temperatures around  $H_0$  in an enlarged view and the smearing of the anomalies with increasing temperature is clearly demonstrated indicating that the anomalies are driven by Fermi surface instabilities.

Figure 3 shows the temperature dependence of the TEP divided by the temperature  $S/T$  at various fields

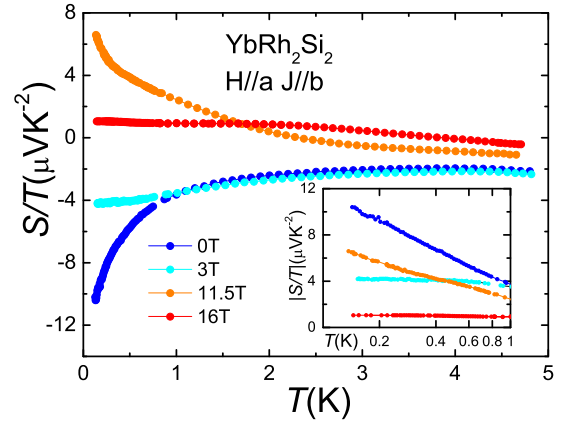


**Fig. 2.** (Color online) Thermoelectric power  $S$  and magnetoresistance of  $\text{YbRh}_2\text{Si}_2$  for  $H \parallel a$  and  $J \parallel b$  in the basal plane as a function of magnetic field obtained at 120 mK and 30 mK respectively. All the different anomalies (extrema and inflection points) are indicated by double-vertical arrows underlying the good agreement between TEP and resistivity measurements. The inset shows the magnetoresistivity at various temperatures in the field range around  $H_0$  in an enlarged view.

on a broad temperature range from 120 mK up to 5 K. At zero field the TEP shows clearly a logarithmic increase to low temperatures (see inset of Fig. 3) due to the non Fermi liquid behavior in the temperature range above the antiferromagnetic order at  $T_N \approx 70$  mK.<sup>27,28</sup> The corresponding extrapolated value of  $S/T$  at  $T \rightarrow 0$  reaches  $-12.8 \mu\text{V}/\text{K}^2$  close to the value reported in the literature.<sup>27,28</sup> Enhanced values of  $S/T$  have been reported for a few heavy-fermion systems and are considered to be in close relation to the strongly enhanced specific heat in these systems.<sup>21</sup> When approaching the critical field  $H_c$  of  $\text{YbRh}_2\text{Si}_2$  the  $A$ -coefficient of the  $T^2$  term to  $\rho(T)$  (inset Fig.1), the  $\gamma$  value, and the initial slope of  $S$  are strongly increasing. Interestingly the temperature dependence of the TEP taken at the maximum of  $S$  at  $H = 11.5$  T (just above  $H_0$ ) is quite comparable despite the opposite sign of the TEP at low temperature.

The results of the TEP measurements are summarized in the color plot Fig. 4 which shows  $S(T, H)$  in a  $H, T$  phase diagram. In addition the positions of the critical fields of the magnetoresistance are indicated.  $S$  is negative at low fields as expected for a Yb based heavy fermion compound, on approaching  $H_0$  the sign changes and a positive sign appears. As seen on the figure the position  $H_0$  is obviously well defined and will move only at temperatures above 900 mK.

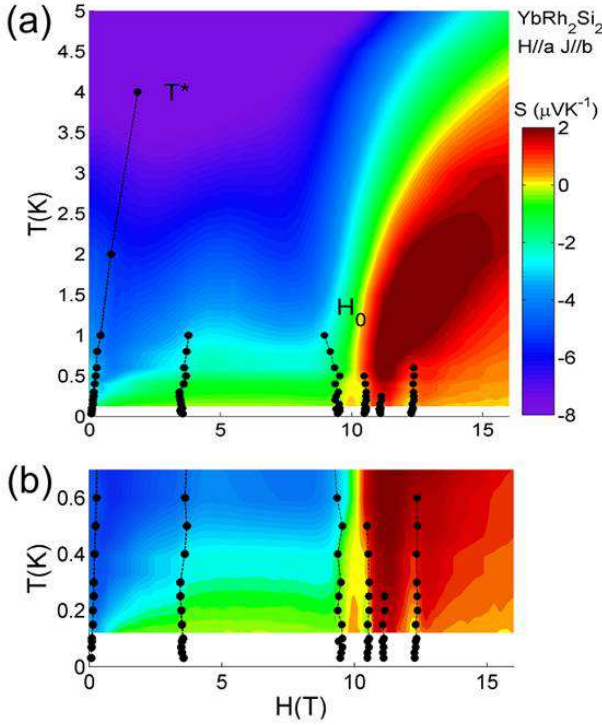
In agreement with dHvA experiments<sup>13,17</sup> it is clear that the topological electronic instability concerns several subbands. In previous dHvA experiments several orbits from the  $Z$  centered hole Fermi surface which has predominant  $f$  character have been observed, while only one orbit of the "J" orbit has been detected above 13 T. It is also reasonable to believe that in TEP the major signal above  $H_0$  will come from this hole Fermi surface while the negative sign of the TEP below  $H_0$  indicates electronic main charge carriers. This abrupt change of the main heat carriers is a clear signature of the topological change of the Fermi surface



**Fig. 3.** (Color online) Thermoelectric power divided by the temperature  $S/T$  of  $\text{YbRh}_2\text{Si}_2$  for  $J \parallel b$  and  $H \parallel a$  as a function of temperature for different magnetic fields. Remarkably, the divergence of the positive  $S/T$  for  $H = 11.5$  T when  $T \rightarrow 0$  is quite similar to the well known divergence at zero field. The inset shows  $S/T$  vs. a logarithmic temperature scale.

It is worthwhile to compare the field variation of the TEP data of  $\text{YbRh}_2\text{Si}_2$  through  $H_0$  with the results obtained on  $\text{CeRu}_2\text{Si}_2$  at the pseudo metamagnetic transition  $H_m$ . Figure 5 shows the respective field dependence of  $S/T$  and  $\gamma$  for both compounds. In both cases a distinct modification of the Fermi surface occurs, when the magnetic polarization of the  $4f$  electrons reaches a critical value. The simplest image is that the cross section of the majority spin band increases leading to an instability on approaching the Brillouin zone and thus drive the electronic transition. Both cases,  $\text{CeRu}_2\text{Si}_2$  and  $\text{YbRh}_2\text{Si}_2$ , are compensated metals with rather large Fermi surface. While in  $\text{CeRu}_2\text{Si}_2$  only one extremum of  $S/T$  is detected as the pseudometamagnetic transition is associated to huge magnetostriction effect ( $\Delta V/V \sim 10^{-3}$ ) in  $\text{YbRh}_2\text{Si}_2$  the feedback with the volume change is far weaker ( $\sim 10^{-5}$ ) and occurs over a large  $H$  region. Furthermore as in  $\text{CeRu}_2\text{Si}_2$  the pseudo-metamagnetic field  $H_m \sim 7.8$  T is near the value of the metamagnetic critical end field ( $H_c^* \sim 4$  T),<sup>29</sup> antiferromagnetic, ferromagnetic and local interactions are strongly interfering at  $H_m$  leading to a huge enhancement of the  $\gamma$  value at  $H_m$ . In difference, in  $\text{YbRh}_2\text{Si}_2$ ,  $H_0$  is strongly decoupled from the critical field  $H_c$  of the collapse of the antiferromagnetic order, thus it is possible to separate different instabilities, the antiferromagnetic and the Zeeman driven ones.

As in  $\text{YbRh}_2\text{Si}_2$  the ratio  $H_0/H_c \sim 10^2$ , the main mechanism which gives the mass renormalization is the Kondo lattice effect as shown by the proportionality of the energy scales of the Kondo temperature ( $T_K \sim 25$  K) and  $H_0$ . The collapse of the magnetic interactions and thus the suppression of the magnetic quantum criticality under field leads to a  $\gamma$  term of roughly 300 mJ/mol  $\text{K}^2$  before dropping at  $H_0$ . Extrapolating to  $H = 0$ , neglecting the magnetic correlations suggests a Sommerfeld coefficient near 670 mJ/mol  $\text{K}^2$ .<sup>15</sup> Let us remark that (i) the mass enhancement at the quantum critical point  $\rho(H_0)/\rho(H = 0)$  never exceeds a strong fac-

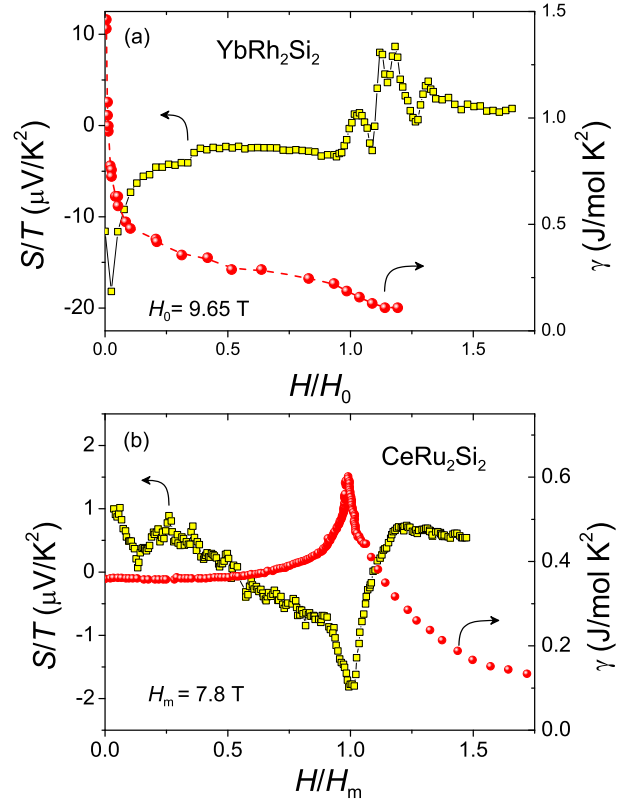


**Fig. 4.** (Color online) Linear color map of the thermoelectric power in the  $(H, T)$  plane for temperature between 120 mK and 5 K (a) and between 120 mK and 900 mK (b). Superimposed on the plot are the values of the different anomalies in resistivity (black circles). The low field anomaly correspond to  $T^*$ , the position of the critical field  $H_0$  corresponding to a change of sign in the TEP at low temperature and a maximum in the resistivity is emphasized (dashed line).

tor (2 or 3), (ii) the equivalence of the Kondo and Zeeman scales  $k_B T_K \sim g \mu_B H_0$  suggests that the Zeeman decoupling will appear at a critical value of the magnetization by the Kondo effect, assuming the susceptibility  $\chi \propto 1/T_K$  and thus a constant magnetization  $M_0 \propto H_0/T_K \sim \text{const.}$  Experimentally, an almost constant magnetization  $m_0 \sim 0.9 \mu_B$  in  $\text{YbRh}_2\text{Si}_2$  is achieved above  $H_0$ .<sup>16</sup> At least there is clearly a critical size of the magnetic polarization where a Fermi surface instability occurs and this may drive the huge decrease of the mass renormalization and  $\gamma$  above  $H_0$ .

Finally we want to underline the interest of macroscopic probes like TEP as they are able to detect fine structures in continuous field scans while quantum oscillations experiments require a finite field window to detect by Fourier transformation a change in frequency.

Recent theoretical developments on the role of the Zeeman energy to drive Lifshitz transition have been reported.<sup>30,31</sup> A specific study on the  $\text{YbRh}_2\text{Si}_2$  case has been realized by looking to the magnetic field induced changes of the heavy quasiparticle described in realistic renormalized band model.<sup>15</sup> As observed here, the anomalies at  $H_0 \sim 9.5$  T result from a van Hove singularity in the DOS which appears below the Fermi level at  $H = 0$  which can be revealed in magnetic field. It is this combined effect of local many body effects and coherence given by the periodicity of the lattice which produces this van Hove singularity.<sup>15</sup> However the present theoretical



**Fig. 5.** (Color online) (a) Field dependence ( $H \parallel a$ ) of  $S/T$  and specific heat coefficient  $\gamma$  (taken from Ref.16) (right axis) of  $\text{YbRh}_2\text{Si}_2$  as function of field  $H$  the normalized to  $H_0 = 9.65$  T (left axis). (b) Field dependence ( $H \parallel c$ ) of  $S/T$  (taken from ref. 25) and  $\gamma$  (see ref. 29) of  $\text{CeRu}_2\text{Si}_2$  normalized to the metamagnetic transition at  $H_m = 7.8$  T. Let us remark that the size of the Lifshitz anomaly between the two cases scales roughly with their differences in the initial  $\gamma$  values.

work in magnetic field is restricted to the analysis of the quasiparticle density of states, a further step will be to indicated the Fermi surface change.<sup>32</sup>

In conclusion we showed that TEP is an excellent probe to detect topological transitions of the Fermi surface. We observed in  $\text{YbRh}_2\text{Si}_2$  several sharp anomalies in the field dependence of the TEP which has been interpreted as topological Lifshitz transitions. This transitions appear when the magnetization reaches a critical value as has been previously established for  $\text{CeRu}_2\text{Si}_2$ .

This work has been supported by the French ANR project PRINCESS and the ERC (starting grant NewHeavyFermion).

- 1) H. v. Löhneysen, A. Rosch, M. Vojta, and P. Wölfle: Rev. Mod. Phys. **79** (2007) 1015.
- 2) J. Flouquet: *Progress in Low Temperature Physics* (Elsevier, Amsterdam, 2005) Vol. 15, Chap. 2, p. 139.
- 3) R. Daou, C. Bergemann, and S. R. Julian: Phys. Rev. Lett. **96** (2006) 026401.
- 4) W. Knafo, S. Raymond, P. Lejay, and J. Flouquet: Nat. Physics **5** (2009) 753.
- 5) P. Coleman, C. Pépin, Q. Si, and R. Ramazashvili: J. Phys.: Condens. Matter **13** (2001) R723.
- 6) Q. Si, S. Rabello, K. Ingersent, and L. Smith: Nature **413** (2001) 804.

- 7) C. Pépin: Phys. Rev. Lett. **98** (2007) 206401.
- 8) S. Paschen, T. Luhmann, S. Wirth, P. Gegenwart, O. Trovarelli, C. Geibel, F. Steglich, P. Coleman, and Q. Si: Nature **432** (2004) 881.
- 9) P. Gegenwart, T. Westerkamp, C. Krellner, M. Brando, Y. Tokiwa, C. Geibel, and F. Steglich: Physica B **403** (2008) 1184.
- 10) S. Friedemann, T. Westerkamp, M. Brando, N. Oeschler, S. Wirth, P. Gegenwart, C. Krellner, C. Geibel, and F. Steglich: Nature Physics **5** (2009) 465.
- 11) G. Knebel, R. Boursier, E. Hassinger, G. Lapertot, P. G. Niklowitz, A. Pourret, B. Salce, J. P. Sanchez, I. Sheikin, P. Bonville, H. Harima, J. Flouquet: J. Phys. Soc. Jpn. **75** (2006) 114709.
- 12) G. A. Wigger, F. Baumberger, Z. X. Shen, Z. P. Yin, W. E. Pickett, S. Maquilon, and Z. Fisk: Phys. Rev. B **76** (2007) 035106.
- 13) P. M. C. Rourke, A. McCollam, G. Lapertot, G. Knebel, J. Flouquet, and S. R. Julian: Phys. Rev. Lett. **101** (2008) 237205.
- 14) S. Friedemann, S. Wirth, N. Oeschler, C. Krellner, C. Geibel, F. Steglich, S. Maquilon, Z. Fisk, S. Paschen, and G. Zwicknagl: Phys. Rev. B **82** (2010) 035103.
- 15) G. Zwicknagl: J. Phys.: Condens. Matter **23** (2011) 094215.
- 16) P. Gegenwart, Y. Tokiwa, T. Westerkamp, F. Weickert, J. Custers, J. Ferstl, C. Krellner, C. Geibel, P. Kersch, K. H. Müller, and F. Steglich: New J. Phys. **8** (2006) 171.
- 17) A. B. Sutton, P. M. C. Rourke, V. Taufour, A. McCollam, G. Lapertot, G. Knebel, J. Flouquet, and S. R. Julian: Phys. Stat. Sol. (b) **247** (2010) 549.
- 18) A. Varlamov, V. Egorov, and A. Pantsulaya: Adv. Phys. **38** (1989) 469.
- 19) R. D. Barnard: *Thermoelectricity in Metals and Alloys* (London, Taylor and Francis, 1972).
- 20) K. Miyake and H. Kohno: J. Phys. Soc. Jpn. **74** (2005) 254.
- 21) K. Behnia, D. Jaccard, and J. Flouquet: J. Phys.: Condens. Matter **16** (2004) 5187.
- 22) M. Takashita, H. Aoki, T. Terashima, S. Uji, K. Maezawa, R. Settai, and Y. Ōnuki: J. Phys. Soc. Jpn. **65** (1996) 515.
- 23) H. Aoki, S. Uji, A. K. Albessard, and Y. Ōnuki: Phys. Rev. Lett. **71** (1993) 2110.
- 24) A. Amato, D. Jaccard, J. Sierro, P. Haen, P. Lejay, and J. Flouquet: J. Low Temp. Phys. **77** (1989) 195.
- 25) H. Pfau, R. Daou, M. Brando, and F. Steglich: Phys. Rev. B **85** (2012) 035127.
- 26) Y. Machida, K. Izawa, D. Aoki, G. Knebel, A. Pourret, and J. Flouquet: to be published in J. Phys. Soc. Jpn. .
- 27) S. Hartmann, N. Oeschler, C. Krellner, C. Geibel, S. Paschen, and F. Steglich: Phys. Rev. Lett. **104** (2010) 096401.
- 28) Y. Machida, K. Tomokuni, C. Ogura, K. Izawa, K. Kuga, S. Nakatsuji, G. Lapertot, G. Knebel, J.-P. Brison, and J. Flouquet: Phys. Rev. Lett. **109** (2012) 156405.
- 29) J. Flouquet, D. Aoki, W. Knafo, G. Knebel, T. D. Matsuda, S. Raymond, C. Proust, C. Paulsen, and P. Haen: J. Low Temp. Phys. **161** (2010) 83.
- 30) S. V. Kusminskiy, K. S. D. Beach, A. H. C. Neto, and D. K. Campbell: Phys. Rev. B **77** (2008) 094419.
- 31) A. Hackl and M. Vojta: Phys. Rev. Lett. **106** (2011) 137002.
- 32) During the submission of our article, Ref. 33 appeared on arXiv. Our results indicating sharper anomalies in the TEP and magnetoresistance are in excellent agreement with these data. The link between TEP and the density of states were made in Ref. 33 according to the theoretical work of Ref. 15.
- 33) H. Pfau, R. Daou, S. Lausberg, H. R. Naren, M. Brando, S. Friedemann, S. Wirth, T. Westerkamp, U. Stockert, P. Gegenwart, C. Krellner, C. Geibel, G. Zwicknagl, and F. Steglich: arXiv:1302.686 (2013).