

A Model for Integrating Computation in Undergraduate Physics: An example from middle-division classical mechanics

Marcos D. Caballero^{1,*} and Steven J. Pollock^{1,†}

¹*Department of Physics, University of Colorado Boulder, Boulder, CO 80302-0390*

(Dated: December 4, 2018)

Much of the research done by modern physicists would be impossible without the use of computation. And yet, while computation is a crucial tool of practicing physicists, physics curricula do not generally reflect its importance and utility. To more tightly connect undergraduate preparation with professional practice, we integrated computational instruction into middle-division classical mechanics at the University of Colorado Boulder. Our model for integration includes the construction of computational learning goals, the design of computational activities consistent with those goals, and the assessment of students' computational fluency. To assess students' computational fluency, we used open-ended computational projects in which students prepared reports describing a physical problem of their choosing. Many students chose projects from outside the domain of the course, and therefore, had to employ mathematical and computational techniques they had not yet been taught. After completing the project, most students reported a deeper understanding of physics, a greater confidence in their abilities to tackle new problems, and a stronger motivation to continue studying physics. We present critiques of our model as we work to develop an effective and sustainable model for computational instruction in the undergraduate curriculum.

I. INTRODUCTION

Modern scientists increasingly rely on the predictions of computational models to explore and understand the natural world. Scientists use computation to model complex physical systems and to gain insight about the systems' properties (e.g., chaotic dynamics).¹ Experiments that are impossible to perform can be simulated (e.g., star formation)² while data that are too mountainous to imagine are reduced to a sensible size (e.g., LHC data).³ Given its ubiquitous use in science, computational modeling has been described as the “third leg” of modern science.⁴

While computational modeling is a crucial practice of professional science, many physics bachelor's graduates are not prepared to use it. In 2002, a survey of physics bachelor's graduates conducted by the American Institute of Physics underscored a significant need for better preparation in the area computational modeling if physics undergraduates are to compete for high-technology jobs.⁵ Over the last decade, science and engineering employers have only increased their need for a technology-literate workforce.^{6–10}

Physics educators also recognize the importance of teaching computational modeling. In a 2006 survey conducted by Winch and Chonacky,¹¹ physics educators explicitly called out the importance of training undergraduates in the practice of computational modeling. Yet, many of the courses taught by these educators ignored or under-emphasized computational modeling's status as a crucial tool for doing modern science. Computational modeling is often relegated to a single upper-division elective course, which may be taken asynchronously with students' experience – prior to learning important physics or mathematical content needed in this course or learning computation well after it could have been useful.

Furthermore, these computational physics courses often devote significant time to underlying algorithms, error analysis, and optimization while sacrificing discussions of when and why to use computational modeling. A deep understanding of computational modeling is important for students who choose to become computational specialists, but for other students, simply gaining a familiarity with a computational environment and knowing when and why to use it is more important. In this way, we distinguish between scientific programming – in which much attention is paid to elegance and efficiency – and computational modeling – in which a basic understanding of computing is sufficient.

By introducing physics students to computational modeling early in the physics curriculum, we help enculturate students into physics by engaging them with the practices of modern-day physicists. Integrating computational modeling into typical lecture courses rather than only teaching it in a stand-alone computational physics course emphasizes the importance of computational modeling in all aspects of physics. Computational modeling extends coursework beyond the analytically tractable, provides helpful visual elements that can facilitate deeper understanding, and incorporates aspects of authentic, scientific work. Furthermore, computational modeling also provides a platform for integrating additional scientific practices into the course such as using and developing models, constructing and testing hypothesis, and communicating sophisticated scientific information. With computational modeling integrated in lecture courses across the curriculum, a single upper-division computational physics course still makes sense as a capstone course that provides students with a deeper understanding of the tools and algorithms they have learned along the way.

At the University of Colorado Boulder (CU-Boulder), integrating computational modeling into a lecture course

was further catalyzed by physics majors' recognition of its importance in their future work and our inability to require an additional course for our undergraduates. In fall 2011, we conducted a survey to investigate how important learning computational modeling was to physics majors and to what extent students believed it should appear in the physics undergraduate curriculum. 59 students taking four different middle- and upper-division courses responded to the survey. Almost all students surveyed (95%) recognized that computational modeling was at least "somewhat important" to their development as professional physicists; 75% stated it was "important" or "essential". A large fraction (42%) believed computational modeling should complement their analytical coursework.¹² While students desired computational instruction, our physics major already requires the maximum amount of coursework that the University will allow. Hence, integrating computational modeling into lecture courses was a particularly attractive solution.

This paper describes one model for computational instruction and provides details about the course structure and student background (Sec. II), the learning goals (Sec. III) that guided the construction of instructional materials (Sec. IV), the design and implementation of an open-ended computational assessment (Secs. V & VI), and students' reflections on learning computational modeling (Sec. VII). We close with our own reflections (Sec. VIII) as we look to develop a sustainable model for computational instruction in undergraduate physics courses.

II. INSTRUCTIONAL SETTING

Classical Mechanics and Mathematical Methods 1 (CM 1) at CU-Boulder is a compulsory course usually taken by physics majors in the second semester of their sophomore year. CM 1 is the gateway course for the physics major; it is one of the first courses in the major sequence taken primarily by students majoring or minoring in physics, engineering physics, or astrophysics. The course is the first half of a two-semester sequence in classical mechanics. Prior to this course, students have taken three general physics courses with other science majors: introductory calculus-based mechanics, introductory calculus-based electromagnetism, and modern physics. Roughly, 50-90 students complete this course each semester, and 10-15% of these students in any semester are women. Instruction in CM 1 is student-centered; changes to the course have followed the Science Education Initiative's (SEI) research-driven course transformation model (Fig. 1).¹³

Our faculty constructed explicit learning goals for this course.^{14,15} These goals included broad *course-scale goals* (e.g., "*Students should be able to translate a physical description of a sophomore-level classical mechanics problem to a mathematical equation necessary to solve it.*") as well as focused *topic-scale goals* (e.g., "*Students should be able to make physical sense of the mathemat-*

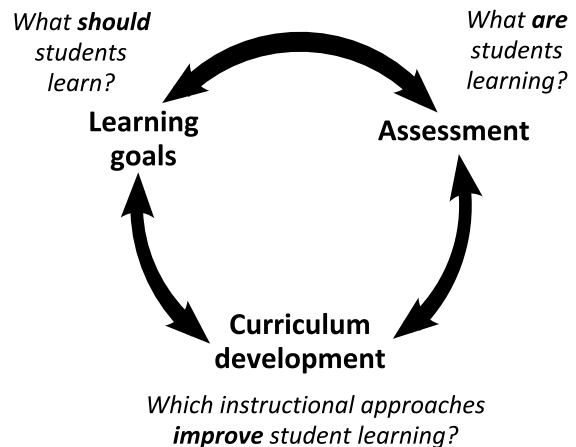


FIG. 1. The three coordinating aspects of the CU Science Education Initiative course transformation model.¹³

ical solution to a differential equation, which includes testing limiting cases and sketching the function.”).¹⁶ To reach these goals, instructors make use of interactive research-based course activities that have been shown to be effective in introductory and upper-division courses.^{17,18} Instructors use clicker questions¹⁹ often with Peer Instruction,^{20,21} tutorial-style activities inspired by the University of Washington tutorials,^{22,23} and redesigned homework problems that emphasize student reasoning.^{24,25} CM 1 instructors follow a common course schedule that was established in the past two years. Student learning is also evaluated each semester using the Colorado Classical Mechanics/Mathematical Methods Instrument (CCMI), a free-response conceptual assessment being developed at CU-Boulder.²⁶

In spring 2012, CM 1 was offered to 70 students, which comprise the sample for all data presented in Secs. IV–VII. Of that total, 79% were in physics-related programs (36% – physics, 24% – engineering physics, 19% – astrophysics), and 21% were in other science programs earning a physics minor. The course met twice per week for 75 minutes in a typical auditorium-style classroom with fixed seating. The authors served as co-instructors for this course; one author (SJP) delivered the lectures while the other (MDC) observed class, took field notes, and facilitated group work and tutorials. Almost all students taking CM 1 had some prior exposure to computational modeling including Mathematica, MATLAB, IDL, and Python. Usually this exposure was from a previously taken, applied math course in which the instructor assigned basic plotting tasks in either Mathematica or MATLAB. However, by their own admission, most students received minimal instruction and were initially uncomfortable with using computation as we intended (e.g., solving differential equations numerically). Computational instruction during CM 1 lecture was minimal because both instructors agreed to adhere to the common course schedule that had been established two years prior.

III. COMPUTATIONAL LEARNING GOALS

To begin integrating computational modeling into CM 1, we leveraged our experience with the SEI course transformation model (Fig. 1) by first constructing computational learning goals. Because we wanted these learning goals to be useful beyond our department, we invited faculty from other institutions to help construct and critique our learning goals. Similar to the type of learning goals developed for the active-learning transformation (Sec. II), our computational learning goals exist at two scales. *Course-scale goals* are widely applicable to the practice of computational modeling, for example, “*students should be able to map physical situations to computational tasks.*” *Topic-scale goals* focus on particular practices within physics courses, for example, “*students should be able to numerically solve ordinary differential equations with given initial conditions.*” The complete list of topic-scale goals we developed is applicable to a number of physics courses, but only those goals that were used in CM 1 are presented in Appendix A.

Given that most students taking CM 1 had little instruction in computation, the goals we constructed for CM 1 concentrated on developing students’ basic fluency with the computational environment (Appendix A). These goals are platform-agnostic and can be used regardless of the chosen computational environment (e.g., Mathematica, MATLAB, Maxima, Python). Inviting faculty from other institutions to construct and critique our learning goals helped us navigate the potentially undesirable situation of emphasizing details of our chosen computational environment (Mathematica) over the practice of computational modeling. We chose to use Mathematica in CM 1 because of its perceived low-learning curve, its availability to our students, and its familiarity to our faculty.

The computational learning goals appearing in Appendix A informed instructional practices and course activities. Course activities were developed around those goals by extending existing homework problems to include computational aspects. In courses that follow CM 1, we plan to build upon these goals using computational tools and algorithms appropriate for the content of that particular course (e.g., the method of relaxation in electrostatics or the shooting method in quantum mechanics).

IV. COMPUTATIONAL INSTRUCTION: ACTIVITIES AND PRACTICES

Prior work in computational instruction has focused on the introductory course and has utilized laboratory sections staffed by well-trained teaching assistants (TAs).^{27–31} With higher student-to-instructor ratios, no laboratory or recitation section, and sophisticated (analytical) content to cover in CM 1, we used an instructional model that leveraged aspects of the “flipped classroom.”

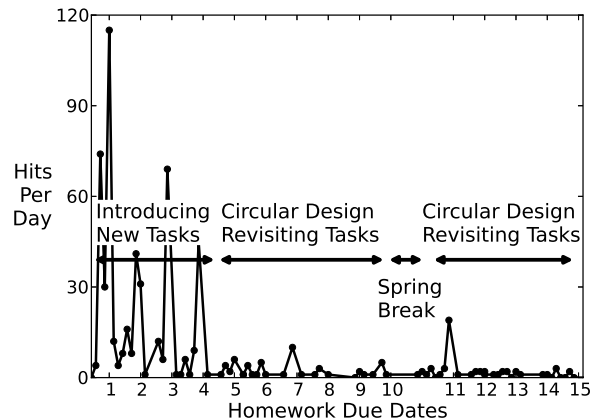


FIG. 2. Hits per day from Colorado IP addresses for <http://youtube.com/compphysatcu>. Spikes in screencast viewing appeared just prior to homework due dates. Initial usage was high because computational tasks were new.

In a flipped classroom, lectures are recorded and viewed by students prior to coming to class. Class time is then spent discussing where students are finding difficulty and working problems in groups.³² In our course, we recorded screencasts of one of the authors (MDC) solving a variety of problems using Mathematica and explaining the various tasks that had to be completed.³³ These screencasts provided instruction on particular computational tools such as `FindRoot` and `NDSolve`.

Homework problems given early in the course made explicit mention of these screencasts including direct links to useful ones. New computational tasks were introduced in each of the first 4 weeks of the course (e.g., doing algebra, plotting). After these first 4 weeks, no new tasks were introduced and old tasks were revisited in new physical contexts. Later homework sets made no mention of the screencasts although students made some use of them throughout the course (Fig. 2).

Consistent with the SEI model (Fig. 1), homework problems were informed by the learning goals (Appendix A), were designed to increase in both physical and computational sophistication as the semester progressed, and, typically, extended analytical homework problems to models that could not be investigated analytically. Our guiding philosophy for homework problem design was, “*CM 1 is not a computational physics course. It’s a course that makes use of computation.*”

An abbreviated version of a homework problem given in the 3rd week of the semester appears in Fig. 3. At this time, students were learning to model the drag force and to integrate the equation of motion for a single object analytically and numerically. In this sample problem, students worked to determine if a penny dropped from the Empire State Building would kill a human being passing underneath. This problem was one of the first where students modeled the drag force, and, hence the problem was scaffolded accordingly. First, students

On Mythbusters, Jamie and Adam considered if a penny dropped from the Empire State building (381 m) can kill a person walking below (Episode clip: <http://youtu.be/PHxvMLoKRWg>). Let's do our own investigation!

- (i) Find the terminal speed of a dropped penny, taking into account both linear and quadratic terms. Write down the differential equation for the motion of a falling penny. Keep both the linear and quadratic terms.
- (ii) For what range of speeds will (i) the linear term dominate? (ii) the quadratic term dominate? If you had to pick just one term, which would you use, and why?
- (iii) Keeping both linear and quadratic terms gives a non-linear differential equation, which we can only solve numerically. Use a numerical differential equation solver to determine and plot velocity and position of the penny as it falls. Find the time it hits the ground, and the speed with which it hits. Include your code with your homework. Mathematica users might find this screencast helpful: <http://youtu.be/zK06v0wOKdI>
- (iv) Compare your numerical result for "final velocity" (part iii) with what your answer to part i, and also to what you get by assuming the one dominant drag term you chose in part ii. Comment.
- (v) So, could this penny kill someone? Use freshman physics to make crude (but quantitative) estimates to discuss whether you think the myth is busted or not. (There's about 1 mm of tissue covering the skull.)

FIG. 3. Abbreviated version of a homework problem given in the 3rd week of class while students are learning both to solve differential equations and about models of the drag force. All homework questions as they appeared to students are available at <http://per.colorado.edu/ClassicalMechanics/>

determined the model for the dropped penny taking into account both linear and quadratic drag, and predicted the terminal speed of the penny (part i). Then, students were asked to make sense of the drag terms and to decide which term dominates (part ii). Students then numerically modeled the dropped penny keeping both drag terms to determine the speed with which the penny would hit the ground (part iii). They compared this result to their prior analytical prediction (part iv) to illustrate the accuracy and convenience of analytically modeling only the dominant term. Finally, students developed a model for the collision of the penny with the head to determine how deep the penny would penetrate the skull (part v). Sandwiching computational tasks with analytical work in homework problems turned out to be a useful method for encouraging students to complete computational modeling tasks. In prior semesters, computational modeling tasks were typically tacked on to the end of problems, and students would often skip these tasks even though they were required. Students completed computational tasks 25-40% of the time in previous semesters, while 80-90% of students now complete these tasks.

V. COMPUTATIONAL FINAL PROJECTS

After a semester's worth of experience with computational modeling, students completed open-ended computational projects in the last six weeks of the course. These projects were designed to assess students' computational fluency as well as their abilities to engage in other important scientific practices. Prior assessments of computational fluency have systematically documented students' difficulties with computational modeling using proctored quizzes and connected the observed difficulties to challenges with mathematical and physical concepts.^{31,34} We were less concerned with documenting student difficul-

ties from an educational research perspective, and more concerned with providing an opportunity for students to demonstrate their expertise. Moreover, we intended the final project to act as a motivating tool by engaging students in authentic, scientific work. Hence, we did not construct a research-validated evaluation because our aim was to compare the work of different students in our course, not to compare student work across institutions or to systematically document student difficulties. We did make note of some persistent challenges that students experienced, which have informed future work (Sec. VIII).

For their projects, students selected a physical system that they found interesting, developed a computational model of this system, and wrote a report describing their model and any findings. We encouraged students to work together in groups consisting of no more than three students, which most did (90%). We provided a list of physical systems and interesting questions for our students to investigate, which we felt were accessible to them. Suggested topics included the 3-body gravitational problem (e.g., modeling stable configurations), simple routes to chaos (i.e., investigating period doubling), coupled ordinary differential equations (e.g., exploring predator/prey models), and realistic projectile motion (e.g., including spin-dependent forces). The project was scaffolded to ensure that most students would successfully complete it. Along the way, students turned in progress reports and code, which provided opportunities to give students feedback on their work. Details about the organization of the project, including a sample report that guided students' efforts, are online.³⁵

To evaluate students' reports we developed a grading rubric that scored students' reports and code using seven dimensions. This rubric was made available four weeks prior to the due date of the final report. Students were assigned a score from 0 (poor) to 4 (excellent) on each di-

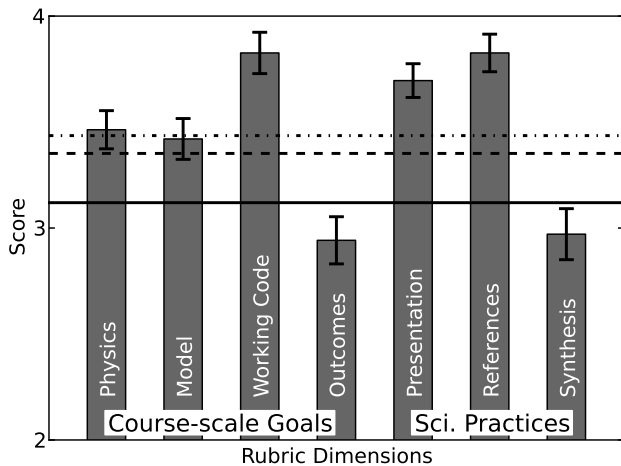


FIG. 4. Dimensions of the evaluation rubric evaluated on a four-point scale plotted with average scores for projects (dashed), homework assignments (dot-dash), and exams (solid). The first four dimensions evaluated how well students achieved course-scale learning goals (Appendix A). The next three evaluated how well students engage in additional scientific practices (e.g., communicating information and reflecting on their understanding).

mension (Fig. 4). This rubric was not research-validated, but student performance was consistent with an average course grade of B-.

The first four dimensions evaluated how well students mastered the course-scale learning goals (Appendix A). (1) To map the physical situation onto a computational task, a student must first demonstrate understanding of the underlying **physics**. For example, students modeling the double pendulum might describe the physical system using free-body diagrams that illustrate the important physical quantities in the problem. (2) Typically to complete the mapping of the physical situation, a student must develop a mathematical **model** of the physical system that is informed by qualitative and diagrammatic descriptions of the problem. As an example, students who modeled the double pendulum might develop the equations of motion either from a Newtonian or Lagrangian perspective, describe the important parameters, and discuss limiting cases (e.g., small oscillations). (3) After constructing the model, students could implement the appropriate computational method in Mathematica (or in their environment of choice) to produce **working code**. Students who modeled the double pendulum might use `NDSolve` to numerically solve the equations of motion for a variety of initial conditions, plot the resulting motion as a function of time, and produce phase-space plots of the dynamics. (4) After working with their code, students needed to reflect on the **outcomes** of their code and to begin asking and answering interesting questions. For example, students working with the double pendulum might begin investigating the system’s sensitivity to initial conditions and discuss any interesting findings (e.g., exponential runaway of solu-

tions). These dimensions are closely connected to several scientific practices including developing and testing hypotheses, using and developing models, and using mathematics and computational thinking.

Student engagement in additional scientific practices (e.g., communicating sophisticated scientific information, reflecting on understanding) were evaluated by the last three dimensions. (5) Students’ reports were evaluated on aspects of the **presentation** of material and ideas. (6) Students’ abilities to document sources and **references** were also evaluated. (7) Finally, students were evaluated on their abilities to **synthesize** what they had learned by engaging in the project. For example, students working with double pendulum might have detailed discussions about sensitivity to initial conditions, chaotic dynamics, and trajectories in phase-space.

VI. STUDENT PERFORMANCE ON FINAL PROJECTS

The evaluation of student work was limited to comparisons between students taking the same course and done in a manner consistent with course performance. We were interested in how well students achieved course-scale computational learning goals and engaged in authentic, scientific practice. Overall, student performance on the final project (avg. $83.8 \pm 2.5\%$) was on par with homework performance (avg. $85.9 \pm 1.9\%$) and exam grades (avg. $80.0 \pm 1.6\%$), but what was more interesting was students’ average performance on different dimensions of the rubric (Fig. 4).

Students were able to successfully describe the underlying physics (Physics) and develop an appropriate mathematical model of their physical system (Model). On their analytic homework and in-class active-learning activities, students were often required to do both. For example, many of the in-class tutorials were designed to help students grapple with developing qualitative or diagrammatic descriptions of the physics and connecting those descriptions to mathematical models. Student performance on these two dimensions was on par with overall course performance suggesting that such practices are transferable to the context of computational problems.

The code that students wrote to model their chosen physical system worked well and had few, if any, errors (Working Code). We did not evaluate if students used elegant or efficient code nor did we give marks for discussing numerical (round-off) error. Such practices are important for students who chose to become computational specialists, but faculty with whom we have worked felt that sophomores taking classical mechanics should be able to simply write working code that models the physics. It is well-documented that students struggle to debug their own code, typically because that practice is not explicitly taught.^{30,31} The high marks that students earned in this dimension are likely reflected in the amount of time they devoted to writing code. In most of our in-

interactions with students over the six weeks leading up to the due date, students wanted to discuss details about writing their code or the errors that their code was generating.

Students found evaluating the results of their work challenging (Outcomes). The practice of reflecting on the output of a computational model engages students in a higher-level cognitive task, and such higher-level tasks are more demanding of students.³⁶ We suspect that students earned lower marks in this dimension because such higher-level tasks are encountered infrequently in their educational preparation. Some homework problems and in-class activities in CM 1 asked students to evaluate possible outcomes and implications, but such activities scarcely appear in our transformed classical mechanics course and are likely absent from most other courses.

Students' final reports were well-documented (References), and we were largely satisfied with students' writing (Presentation). Communicating sophisticated physics well is a highly-valued practice in our community, and students experience with it should not be limited to writing laboratory reports in a single upper-division experimental course. But, students were again challenged by high-level cognitive tasks (Synthesis). Synthesizing information and evaluating one's own understanding of a subject are cognitively-taxing practices. Moreover, students rarely have the opportunity to employ these practices in physics courses, even though such practices are crucial to practicing physicists. Low marks in this dimension are representative of the lack of experience with these practices.

VII. STUDENTS' REFLECTIONS

At the end of the semester, most students (94%) completed a survey that collected their ideas and attitudes about the course and the final project, in particular. Students' responses to the survey suggested they were excited to explore new physics on their own, confident that they could tackle new problems, and motivated to continue in the major.

Of those who completed the survey, most students (> 80%) said the computational project gave them the opportunity to explore new physics and to use new computational techniques. Many students chose topics that were not presented in the course because they were excited to work with new situations. A student who investigated the Lorenz attractor noted, "*the open-endedness of [the project] allowed me to investigate what I was actually interested [in], and to dabble in a field of physics that I would not normally have studied.*" Choosing topics not covered in CM 1 often required students to confront their understanding of concepts taught in CM 1. One student mentioned how the final project helped him learn these concepts more deeply, "*[t]he project allowed me to reinforce some concepts I already knew, and extend them [to new situations].*" In addition, students cited that build-

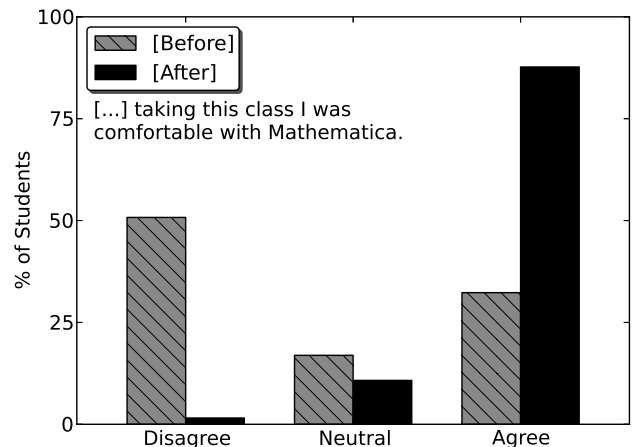


FIG. 5. Students expressed much greater confidence with computational modeling after instruction.

ing their own computational model facilitated a deeper understanding of the physics, "*I felt that an emphasis on the translation from physics on paper to physics on a computer was very important to my understanding.*"

Our model for computational instruction gave most students (> 80%) the confidence to attack open-ended problems and to explore physics on their own. Moreover, students gained confidence with Mathematica (Fig. 5), which is important because a lack of confidence hinders student performance on computational activities.³⁰ Students explicitly called out working on the final project as a confidence boost, "*[the] confidence in my abilities to use Mathematica was the greatest result of this project.*" But, not all students felt so confident. A student who did well in the course, but often expressed reluctance when solving computational problems noted, "*[t]he heavy reliance on Mathematica was rather stressful for someone who had never used it prior to this class. I would recommend perhaps offering a help session at the beginning of the year to introduce basic things in Mathematica, such as frequently used syntax and an explanation of how various commands work.*"

The computational project was designed to motivate and excite students about future study in physics by engaging them in authentic, scientific practice. Of all the different aspects of the course, most students (> 70%) cited computational tasks as highly-motivating activities (Fig. 6). Students appreciated the opportunity to define their own project, "*I liked how you allowed the students [to] decide what the project was focused on. By letting the students get excited about what they are doing, there is a better chance that they actually want to do well.*" Engaging students in authentic, scientific practice could also have long-term effects for our students. A female student expressed this best, "*[f]or the first time in a long time, I am really really excited about physics again. I feel like I have grown so much as a physicist this semester and like I can actually succeed as an undergrad and even in*

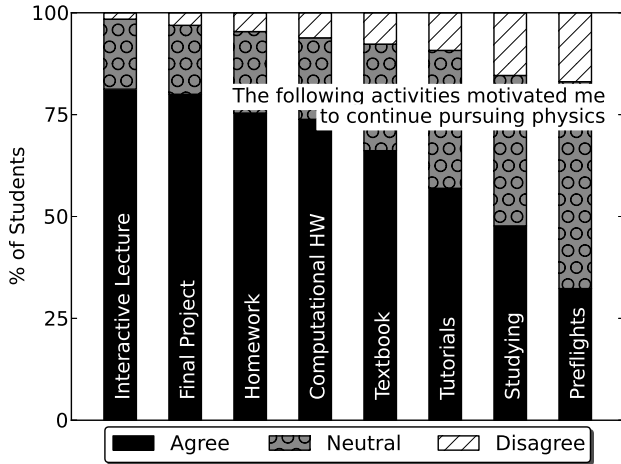


FIG. 6. Various aspects of the course motivated students to continue pursuing physics. Besides the interactive lecture and analytical homework, students cited computational aspects of the course (final project and computational homework) as highly-motivating activities.

graduate school/research.”

VIII. TOWARDS A SUSTAINABLE MODEL FOR COMPUTATIONAL INSTRUCTION

Computational modeling is important practice for future scientists to learn; conducting modern science requires using computational tools. Yet, the pressure on faculty to cover course content and the lack of an effective instructional model has kept much computation from being included in students’ undergraduate preparation.¹¹ In this paper, we have demonstrated one model for integrating computational instruction into a typical lecture course that relies on: (1) Developing computational learning goals that reflect a basic understanding of computing (Sec. III), (2) Creating instructional materials that leverage modern technologies (Sec. IV), and (3) Assessing how students use computation in an open-ended format (Secs. V & VI).

This model has a number of affordances for faculty and students. Faculty who adopt this model will not need to provide computational instruction during lecture. By leveraging the “flipped” classroom model, faculty can teach students basic methods and algorithms without the added demands of doing so in lecture. Screencasts can be modular and viewed on-demand, which provides students with instruction when they desire it (Fig. 2). By focusing instruction on basic computational skills, this model does not overwhelm students, which was a major concern. By their own admission (Sec. VII), most students are confident and comfortable after experiencing this model of instruction. Teaching students to use computation early in their careers allows faculty to draw on those experiences to incorporate additional computational tools

into students’ future courses. Some of our faculty teaching the second-semester classical mechanics course have leveraged students’ computational experiences in CM 1, and designed additional computational homework problems for this second-semester course. Our faculty value this computational experience because these activities are more closely connected to how professional physicists engage with their own work. Moreover, such authentic work can help retain physics majors by providing transformative experiences (Sec. VII).

However, this model is not without shortcomings. Presently, there are few resources for faculty to draw from to incorporate computational modeling into their courses. We have developed a suite of activities and instructional materials for a one-semester classical mechanics course for which the instructor has chosen to use Mathematica. A lack of faculty expertise with Mathematica could make drawing from our limited resources challenging. Moreover for faculty teaching other courses (e.g., electromagnetism, quantum mechanics), these resources do not yet exist. The Partnership for Incorporating Computation in Undergraduate Physics (PICUP) is working to develop resources and activities for a broad swath of undergraduate courses. Their materials will be available in a variety of computational environments.³⁷ Regardless of the availability of materials, core content of the course might be sacrificed when adopting this model. In our experience, a computational homework question replaced a standard homework problem each week, which did not result in losing content but replacing it with something different. However, the additional time spent on the final project caused one full week of content (i.e., separation of variables in spherical coordinates) to be dropped from the course. We believe this was an acceptable loss given the high value that both faculty and students placed on learning computational modeling.

This model has worked well at CU-Boulder, but only certain aspects of this model have been sustainable. Unfortunately, the computational final project is not among them. For junior and research-focused faculty, the computational project is a significant investment of their time and energy given the large enrollment in CM 1. Developing authentic, scientific experiences for students that can be sustained with little faculty input is challenging. However, the “flipped” model of computational instruction and the use of computational homework problems have been adopted by faculty teaching both semesters of classical mechanics. It appears that a general culture of teaching computational modeling in CM 1 and the follow-on course has taken hold. At other institutions, local conditions will determine which aspects of this model are used, adapted, or discarded.

Developing a sustainable model of computational instruction requires others to document and share their experiences. We must also investigate both *how* students learn computational modeling and *what* students learn from computational modeling to improve upon current models of computational instruction. Enabling and

understanding how students use computational modeling is largely unexplored territory for physics instruction and physics education research. Open questions for the physics community include: (1) *How do students blend conceptual physics knowledge, mathematical tools, and computational algorithms when engaging in computational modeling?* (2) *What challenges do students face when using computational modeling?* (3) *How can computational modeling be leveraged to engage students in other scientific practices?* Future work by the community should investigate these questions while developing and testing new models of computational instruction. As we have seen, collaborations between traditional physics and physics education research faculty are key to supporting these changes. Transforming undergraduate instruction is a community-driven effort and requires broad support of the community to be successful.

ACKNOWLEDGMENTS

The authors thank John Burk, Joss Ives, Andy Rundquist, Phil Wagner, and Benjamin Zwickl for their help developing and drafting the initial set of scientific computing learning goals. For providing insightful comments on an early draft of the article, we also thank Stephanie Chasteen, Joseph Driscoll, and David Winch. The University of Colorado's Science Education Initiative supported this work.

Appendix A: Computational Learning Goals for Classical Mechanics

a. Course-scale goals – Students should be able to:

- Map physical situations onto computational tasks.
- Identify the appropriate computational tools for answering a particular question.
- Implement computational methods to facilitate an answer.
- Reflect on the computational output to determine if a satisfactory answer has been constructed.

b. Topic-scale goals – Students should be able to:

- use the computational environment as a calculator
 - represent numbers, complex numbers, and vectors in the computational environment
 - perform appropriate mathematical operations on these numbers and vectors
- assign and use variables; develop and implement simple functions
 - access constants and physical constants defined by the computational environment
 - define constants and variables and access those values as needed
 - write and use simple functions
- perform algebraic manipulations and solve algebraic equations
 - find the roots of an algebraic equation using a root finder by setting appropriate neighborhoods
 - solve for an unknown value in an algebraic equation using a solve function by setting appropriate domains
 - use a trigonometric reduction or simplification function appropriately
- plot quantities and functions
 - plot data and functions of one or two variables
 - plot solutions to ODEs and PDEs
 - plot vector fields and contour lines
- use the computational environment to solve differential equations
 - integrate a complicated expression (symbolically)
 - solve an ordinary differential equation with given initial conditions (symbolically)
 - solve an ordinary differential equation with given initial conditions (numerically)
 - solve a set of coupled ordinary differential equations with given initial conditions (numerically)

* marcos.caballero@colorado.edu

† steven.pollock@colorado.edu

¹ D. Auerbach, P. Cvitanović, J.-P. Eckmann, G. Gunaratne, and I. Procaccia, *Exploring chaotic motion through periodic orbits*, Phys. Rev. Lett. **58**, 2387 (1987), URL <http://link.aps.org/doi/10.1103/PhysRevLett.58.2387>.

² J.-h. Kim, J. H. Wise, and T. Abel, *Galaxy mergers with adaptive mesh refinement: Star formation and hot gas outflow*, The Astrophysical Journal Letters **694**, L123 (2009).

³ M. Dührssen, S. Heinemeyer, H. Logan, D. Rainwater, G. Weiglein, and D. Zeppenfeld, *Extracting higgs boson couplings from cern lhc data*, Physical Review D **70**,

113009 (2004).

⁴ P. J. Denning, *Computing is a natural science*, Communications of the ACM **50**, 13 (2007).

⁵ R. Ivie and K. Stowe, *The Early Careers of Physics Bachelors* (2002).

⁶ Office of Special Projects, National Research Council, *Issues for Science and Engineering Researchers in the Digital Age* (The National Academies Press, Washington, D.C., 2001).

⁷ D. Jorgenson and C. Wessner, *Measuring and Sustaining the New Economy*. (The National Academies Press, Washington, D.C., 2002).

⁸ NSF Blue Ribbon Panel on Simulation-based Engineering

- Science, *Revolutionizing Engineering Science through Simulation* (2006).
- ⁹ Committee on Prospering in the Global Economy of the 21st Century: An Agenda for American Science & Technology, *Rising Above the Gathering Storm: Energizing and Employing America for a Brighter Economic Future* (National Academies Press, 2007).
 - ¹⁰ Glotzer, S., *International Assessment of Research and Development in Simulation-based Engineering and Science* (2009).
 - ¹¹ N. Chonacky and D. Winch, *Integrating computation into the undergraduate curriculum: A vision and guidelines for future developments*, American Journal of Physics **76**, 327 (2008).
 - ¹² The full survey results are available at http://per.colorado.edu/caballero/computation_survey.htm.
 - ¹³ S. Chasteen, K. Perkins, P. Beale, S. Pollock, and C. Wieman, *A Thoughtful Approach to Instruction: Course transformation for the rest of us*, Journal of College Science Teaching (2009).
 - ¹⁴ S. Pollock, R. Pepper, and A. D. Marino, in *2011 Physics Education Research Conference* (2012), vol. 1413, pp. 303–306.
 - ¹⁵ R. E. Pepper, S. V. Chasteen, S. J. Pollock, and K. K. Perkins, in *2011 Physics Education Research Conference* (2012), pp. 291–294.
 - ¹⁶ Learning goals for this course may be viewed at http://per.colorado.edu/ClassicalMechanics/learning_goals.htm.
 - ¹⁷ D. E. Meltzer and R. K. Thornton, *Resource Letter ALIP-1: Active-Learning Instruction in Physics*, American Journal of Physics **80**, 478 (2012).
 - ¹⁸ S. Chasteen, R. Pepper, M. Caballero, S. Pollock, and K. Perkins, *Colorado Upper-Division Electrostatics diagnostic: A conceptual assessment for the junior level*, Physical Review Special Topics - Physics Education Research **8**, 020108 (2012).
 - ¹⁹ D. A. Banks, *Audience response systems in higher education: Applications and cases* (Information Science Publishing, 2006).
 - ²⁰ E. Mazur, *Peer Instruction: A User's Manual* (Addison-Wesley, 1997).
 - ²¹ C. Crouch and E. Mazur, *Peer instruction: Ten years of experience and results*, American Journal of Physics **69**, 970 (2001).
 - ²² L. McDermott, P. Shaffer, and the Physics Education Group at the University of Washington, *Tutorials in Introductory Physics* (Pearson Education, Inc., 2002).
 - ²³ B. Ambrose and M. Wittmann, *Intermediate Mechanics Tutorials*, <http://faculty.gvsu.edu/ambroseb/research/IMT.html> (2013).
 - ²⁴ D. Hammer, *More than misconceptions: Multiple perspectives on student knowledge and reasoning, and an appropriate role for education research*, American Journal of Physics **64**, 1316 (1996).
 - ²⁵ All of these materials (including editable source files) are freely available at <http://per.colorado.edu/ClassicalMechanics/materials.html>.
 - ²⁶ Parties interested in giving the CCMI to their classes are encouraged to contact the authors for a copy.
 - ²⁷ R. Chabay and B. A. Sherwood, *Matter and Interactions I: Modern Mechanics* (John Wiley and Sons, Inc., 2010), 3rd ed.
 - ²⁸ R. Chabay and B. A. Sherwood, *Matter and Interactions II: Electricity and Magnetism* (John Wiley and Sons, Inc., 2010), 3rd ed.
 - ²⁹ R. Beichner, R. Chabay, and B. A. Sherwood, *Labs for the Matter & Interactions curriculum*, American Journal of Physics **78**, 456 (2010).
 - ³⁰ M. D. Caballero, *Evaluating and Extending a Novel Course Reform of Introductory Mechanics*, PhD Dissertation (2011).
 - ³¹ M. Caballero, M. Kohlmyer, and M. Schatz, *Implementing and assessing computational modeling in introductory mechanics*, Physical Review Special Topics - Physics Education Research **8**, 020106 (2012).
 - ³² M. J. Lage, G. J. Platt, and M. Treglia, *Inverting the classroom: A gateway to creating an inclusive learning environment*, The Journal of Economic Education **31**, 30 (2000).
 - ³³ All screencasts are available at <http://www.youtube.com/compphysatcu/>.
 - ³⁴ J. M. Aiken, M. D. Caballero, S. S. Douglas, J. B. Burk, E. M. Scanlon, B. D. Thoms, and M. F. Schatz, in *2012 Physics Education Research Conference* (2013), pp. 46–49.
 - ³⁵ Project information, as it appeared to students, is available at http://www.colorado.edu/physics/phys2210/phys2210_sp12/project.
 - ³⁶ B. S. Bloom, M. Engelhart, E. J. Furst, W. H. Hill, and D. R. Krathwohl, *Taxonomy of educational objectives: Handbook I: Cognitive domain*, New York: David McKay **19**, 56 (1956).
 - ³⁷ These materials will be available on the PICUP website <http://www.compphyscsd.org>.