

Neutron Skins and Neutron Stars

J. Piekarewicz

Department of Physics, Florida State University, Tallahassee, FL 32306-4350, USA

Abstract. The neutron-skin thickness of heavy nuclei provides a fundamental link to the equation of state of neutron-rich matter, and hence to the properties of neutron stars. The Lead Radius Experiment (“PREX”) at Jefferson Laboratory has recently provided the first model-independence evidence on the existence of a neutron-rich skin in ^{208}Pb . In this contribution we examine how the increased accuracy in the determination of neutron skins expected from the commissioning of intense polarized electron beams may impact the physics of neutron stars.

Keywords: Neutron distributions, neutron stars

PACS: 21.10.Gv, 21.65.Cd, 25.30.Bf, 26.60.Kp

NEUTRON SKINS

The *Lead Radius EXperiment* (“PREX”) at the Jefferson Laboratory has used parity-violating electron scattering to probe the weak-charge density of ^{208}Pb [1, 2]. Given that the weak charge of the neutron is much larger than that of the proton, parity-violating electron scattering provides a clean probe of neutron densities that is free from strong-interaction uncertainties [3]. By invoking some mild assumptions, PREX provided the first largely model-independent determination of the neutron radius (R_n) of ^{208}Pb . Since charge radii of stable nuclei are known with exquisite accuracy [4], PREX effectively provided the first clean evidence in favor of a neutron-rich skin in ^{208}Pb [1, 2]:

$$r_{\text{skin}}^{208} = R_n - R_p = 0.33^{+0.16}_{-0.18} \text{ fm.} \quad (1)$$

Although PREX demonstrated excellent control of systematic errors, unforeseen technical problems resulted in time losses that significantly compromised the statistical accuracy of the measurement. Fortunately, the PREX collaboration has made a successful proposal for additional beam time, so that the original 1% goal (± 0.06 fm) may be attained [5]. Given that PREX demonstrated that model-independent measurements of weak-charge densities are now feasible, it is pertinent to ask whether a measurement in a different neutron-rich nucleus could prove advantageous. Indeed, the case of ^{48}Ca seems particularly attractive for several reasons. First, ^{48}Ca is a doubly-magic nucleus that is already within the reach of ab-initio calculations [6]. Thus, the *Calcium Radius EXperiment* (“CREX”) could provide a critical bridge between ab-initio approaches and density-functional theory, that remains as the sole theoretical alternative for the calculation of the properties of medium to heavy nuclei. Second, by providing this kind of bridge, CREX will help elucidate the character of the three-nucleon force, which plays a critical role in determining the limits of nuclear existence. Finally, CREX together with PREX-II will provide calibrated anchors for hadronic measurement of neutron skins at radioactive beam facilities. In essence, PREX-II in combination with CREX will place much-needed constraints on the poorly-known *isovector* sector of the nuclear energy density functional, namely, that sector in which protons and neutrons contribute with opposite sign. Note that a typical example of such a quantity is the isovector density $\rho_1 = \rho_p - \rho_n$ which—unlike the *isoscalar* density $\rho_0 = \rho_p + \rho_n$ —is fairly small for stable nuclei.

On the left-hand panel of Fig. 1 we display predictions from various accurately calibrated models for the neutron-skin thickness of both ^{48}Ca and ^{208}Pb [7]. Unlike the case of other heavy neutron-rich nuclei, the correlation between ^{48}Ca and ^{208}Pb is not very tight. This is because the ratio of surface to volume is significantly larger in ^{48}Ca than in ^{208}Pb . This further strengthens the case for measuring two neutron-rich (doubly-magic) nuclei on opposite ends of the nuclear chart. Also shown in the plot are the projected error bars for PREX-II (± 0.06 fm), CREX (± 0.02 fm) [8], and for a possible measurement at the *Mainz Energy-Recovering Superconducting Accelerator* (MESA) Facility in Mainz (± 0.03 fm) [9]. Finally, we note that although most of the models displayed in the figure predict accurately the binding energy and charge radii of a variety of nuclei, they are unable to agree on whether ^{48}Ca or ^{208}Pb has the larger neutron skin.

As we leave this section it is important to clarify the connection between the experiment and the theoretical extraction of the neutron radius. Although some mild model-dependent assumptions must be made in going from

the experiment to R_n [2], such assumptions are ultimately unnecessary. This is because the measured parity-violating asymmetry (in Born approximation) is proportional to the weak form factor $F_{\text{wk}}(Q^2)$ —which is obtained directly from the *theoretical* weak-charge density via a Fourier transform. Indeed, both the weak-charge radius and $F_{\text{wk}}(Q^2)$ are obtained from suitable integrations over the calculated weak-charge density [10]. Such an example is provided on the right-hand panel of Fig. 1, where the weak form-factor of ^{48}Ca and ^{208}Pb are displayed as predicted by the FSUGold density functional [11]. Quantities in parenthesis provide the corresponding theoretical and experimental errors. The PREX data (at $q=0.475\text{ fm}^{-1}$) and projected location of the CREX data (at $q=0.778\text{ fm}^{-1}$) are also shown.

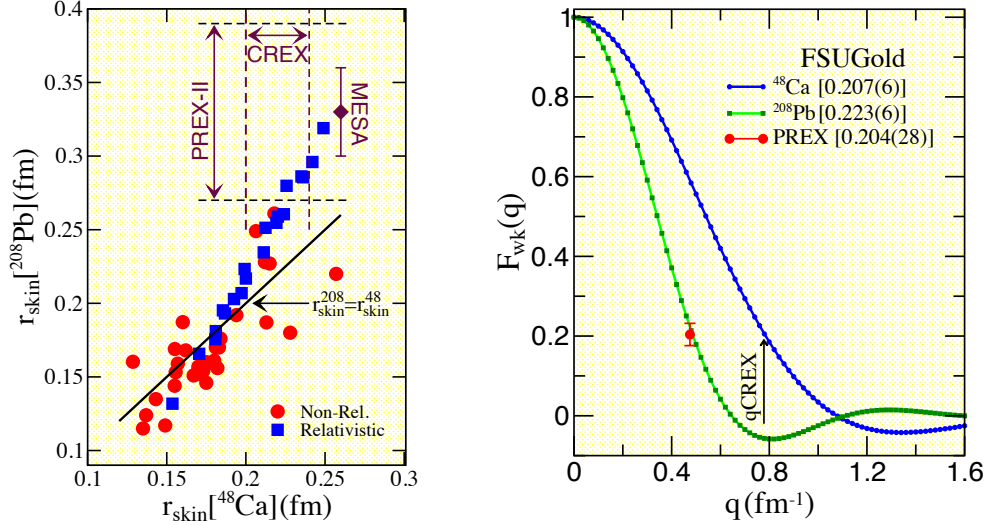


FIGURE 1. (Left panel) Predictions from 48 nuclear density functionals for the neutron-skin thickness of ^{48}Ca and ^{208}Pb [7]. Constraints from planned experiments have been incorporated into the plot. (Right panel) Weak form factors for ^{48}Ca and ^{208}Pb as predicted by the FSUGold density functional [10]. The PREX data point is also shown.

NEUTRON STARS

Besides the fundamental role that neutron skins play in elucidating the isovector sector of density functionals, neutron skins are also critical in constraining the equation of state (EOS) of neutron-rich matter, and ultimately the structure, dynamics, and composition of neutron stars. In particular, the neutron-rich skin of heavy nuclei (such as ^{208}Pb) is strongly correlated to a fundamental parameter of the EOS: the slope of the symmetry energy at saturation density (a quantity customarily denoted by L). Note that the symmetry energy may be regarded as the difference in energy between pure neutron matter and symmetric matter. Given that symmetric nuclear matter saturates, namely, its pressure vanishes at saturation density ρ_0 , L is directly related to the pressure of pure neutron matter: $P_{\text{PNM}}(\rho_0) = \rho_0 L/3$. When viewed in this context, the strong correlation between the neutron skin of ^{208}Pb and L is easily understood: the larger the value of the symmetry pressure L the stronger the push against surface tension, and thus the thicker the neutron skin [12]. Such a strong correlation between r_{skin}^{208} and L is nicely illustrated on the left-hand panel of Fig. 2, where a large number of density functionals were used to predict both [13]. The strong correlation of 0.979 suggests that a laboratory observable such as r_{skin}^{208} may serve as a proxy for a fundamental property of the EOS. Also shown in the plot are anticipated errors for PREX-II and for the corresponding experiment at the proposed MESA facility [9]. An experiment with such a small error bar could significantly constrain the slope of the symmetry energy.

It is interesting to note that the same pressure that pushes against surface tension and creates a neutron-rich skin in nuclei also determines the radius of a neutron star. Although a neutron star contains regions of density significantly higher than those encountered in a nucleus, it has been shown that stellar radii are controlled by the density dependence of the symmetry energy in the immediate vicinity of nuclear-matter saturation density [20]. This provides a powerful “data-to-data” relation: The smaller the neutron-skin thickness of ^{208}Pb the smaller the radius of a neutron star [12].

Besides the stellar radius there are many other neutron-star properties that are sensitive to the density dependence of the symmetry energy. In particular, a quantity that is highly sensitive to L and that strongly impacts the structure, dynamics, and composition of a neutron star is the proton fraction $Y_p = Z/A$. Given that L controls the rate of change

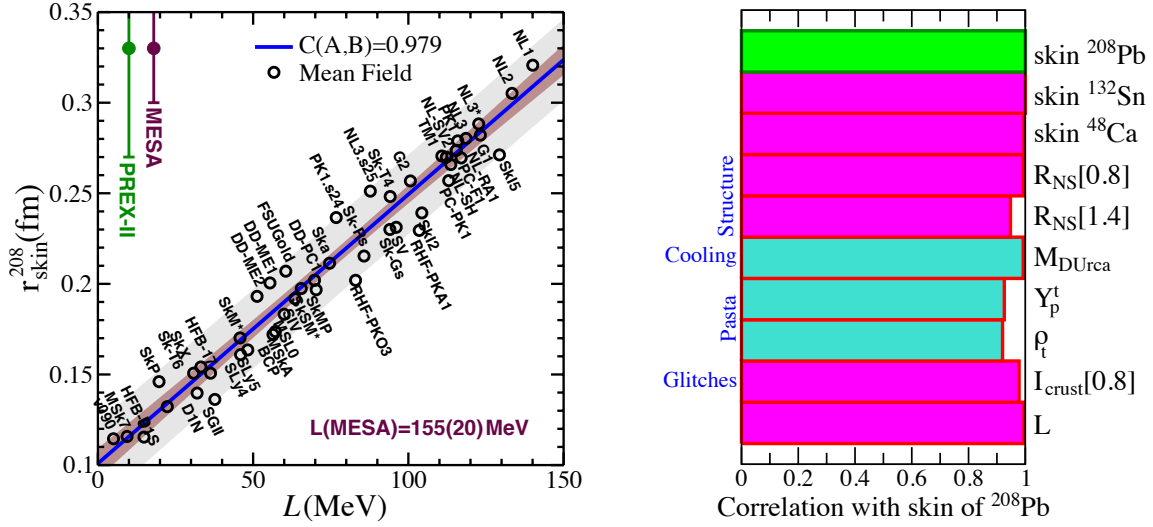


FIGURE 2. (Left panel) Predictions from a large number of nuclear density functionals for the neutron-skin thickness of ^{208}Pb and the slope of the symmetry energy L [13]. Constraints from planned experiments have been incorporated into the plot. (Right panel) Correlation coefficients between r_{skin}^{208} and a variety of neutron-star properties as predicted by the FSUGold density functional.

of the symmetry energy near saturation density, models with a soft symmetry energy (namely, one that changes slowly with density) tolerate proton fractions at high density significantly lower than their stiffer counterparts. Conversely, those same soft models predict larger proton fractions at sub-saturation density than their stiffer counterparts. In particular, models with a stiff symmetry energy predict large proton fractions in the high-density stellar core. Such large values of Y_p may be sufficient to explain the enhanced cooling of certain neutron stars via the direct Urca process [14]. However, if the proton fraction in the stellar core is small as a result of a soft symmetry energy, the observed enhanced cooling may require the presence of exotic cores [15]. The very strong correlation between a large number of stellar properties and the neutron-skin thickness of ^{208}Pb (or equivalently L) is illustrated on the right-hand panel of Fig. 2. Such a correlation was investigated with the FSUGold model by performing a proper covariance analysis [16]. In addition to the correlation between r_{skin}^{208} and the neutron-skin thickness of other neutron-rich nuclei, Fig. 2 displays correlations between r_{skin}^{208} and radii of neutron stars of different masses [17], properties at the crust-core boundary [18], and crustal moment of inertia [19]. Note that the threshold direct-Urca mass M_{DUrca} , and the proton fraction Y_p^t and density ρ_t at the crust-core boundary are strongly *anti-correlated* to r_{skin}^{208} .

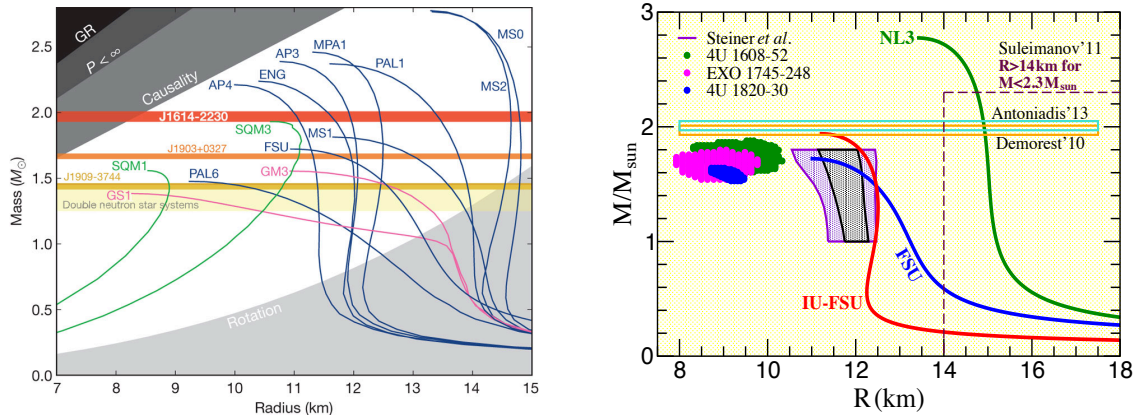


FIGURE 3. (Left panel) Predictions for the mass-vs-radius relation of neutron stars for a variety of models using both exotic and non-exotic cores [21]. The figure illustrates the virtue of measuring large mass neutron stars in constraining the equation of state. (Right panel) Constraints on stellar radii extracted from various analysis of X-ray bursts, as described in the text.

We finish this contribution by addressing briefly the impact of astrophysical observations on the behavior of

neutron-rich matter. To do so we show on the left-hand panel of Fig. 3 mass-vs-radius relations as predicted by a variety of models—including those containing strange-quark matter. Also displayed on the figure with horizontal bars are well-measured neutron star masses—including the large $M = (1.97 \pm 0.04) M_\odot$ mass reported by Demorest and collaborators [21]. Note that at the time of this writing Antoniadis and collaborators reported the existence of the most massive (albeit only marginally) neutron star to date: $M = (2.01 \pm 0.04) M_\odot$ [22]. Clearly, theoretical models that predict limiting masses below $2 M_\odot$ require an adjustment of the high-density component of the EOS. Undoubtedly the search for even more massive neutron stars will continue and this will provide invaluable insights into the behavior of high-density matter.

Whereas laboratory experiments are of little value in constraining the EOS of cold, fully catalyzed, neutron-rich matter at high densities, we have argued that the measurement of the neutron-rich skin of heavy nuclei is critical in constraining neutron-star radii. We now address the complementary question: how do neutron-star radii constrain the slope of the symmetry energy L , and thus ultimately the neutron-skin thickness of ^{208}Pb . Recently, significant advances in X-ray astronomy have allowed the simultaneous determination of masses and radii from a systematic study of several X-ray bursters [23, 24]. Results from such studies are displayed on the right-hand panel of Fig. 3. In particular, the analysis from Özel and collaborators (occupying the 8-to-10 km region) suggests very small radii that are difficult to reconcile with the predictions from models lacking exotic cores [25]. In contrast, a later analysis by Steiner, Lattimer, and Brown that addresses systematic uncertainties suggests larger stellar radii [24]. However, even this more conservative estimate has been called into question [26]. Indeed, the authors of Ref. [26] propose a lower limit on the stellar radius of 14 km for neutron stars with masses below $2.3 M_\odot$, thereby suggesting a fairly stiff symmetry energy. Although we are confident that thermal emissions during X-ray bursts will become a powerful tool for determining stellar radii, we believe that laboratory experiments on neutron-rich skins provide at present the best alternative.

ACKNOWLEDGMENTS

This work was supported in part by grant DE-FD05-92ER40750 from the Department of Energy.

REFERENCES

1. S. Abrahamyan *et al.*, Phys. Rev. Lett. **108**, 112502 (2012).
2. C.J. Horowitz *et al.*, Phys. Rev. C **85**, 032501 (2012).
3. T. Donnelly, J. Dubach, and I. Sick, Nucl. Phys. **A503**, 589 (1989).
4. I. Angeli and K.P. Marinova, ADNDT **99**, 69 (2013).
5. K. Paschke *et al.*, <http://hallaweb.jlab.org/parity/prex/prexII.pdf> (2012).
6. G. Hagen *et al.*, Phys. Rev. Lett. **109**, 032502 (2012).
7. J. Piekarewicz *et al.*, Phys. Rev. C **85**, 041302(R) (2012).
8. CREX collaboration, private communication.
9. C. Sfienti, private communication.
10. P.-G. Reinhard *et al.*, in preparation.
11. B.G. Todd-Rutel and J. Piekarewicz, Phys. Rev. Lett. **95**, 122501 (2005).
12. C.J. Horowitz and J. Piekarewicz, Phys. Rev. C **64**, 062802(R) (2001).
13. X. Roca-Maza, M. Centelles, X. Viñas, and M. Warda, Phys. Rev. Lett. **106**, 252501 (2011).
14. C.J. Horowitz and J. Piekarewicz, Phys. Rev. C **66**, 055803 (2002).
15. D. Page, J.M. Lattimer, M. Prakash, and A.W. Steiner, Astrophys. J. Suppl. **155**, 623 (2004).
16. F.J. Fattoyev and J. Piekarewicz, Phys. Rev. C **86**, 015802 (2012).
17. J. Carriere, C.J. Horowitz, and J. Piekarewicz, Astrophys. J. **593**, 463 (2003).
18. C.J. Horowitz and J. Piekarewicz, Phys. Rev. Lett. **86**, 5647 (2001).
19. F.J. Fattoyev and J. Piekarewicz, Phys. Rev. C **82**, 025810 (2010).
20. J.M. Lattimer and M. Prakash, Phys. Rept. **442**, 109 (2007).
21. P. Demorest *et al.*, Nature **467**, 1081 (2010).
22. J. Antoniadis *et al.*, Science **340**, 6131 (2013).
23. F. Özel, G. Baym, and T. Guver, Phys. Rev. D **82**, 101301 (2010).
24. A.W. Steiner, J.M. Lattimer, and E.F. Brown, Astrophys. J. **722**, 33, (2010).
25. F.J. Fattoyev and J. Piekarewicz, Phys. Rev. C **82**, 025805 (2010).
26. V. Suleimanov, J. Poutanen, M. Revnivtsev, and K. Werner, Astrophys. J. **742**, 122 (2011).