

Universal growth constraints of human systems

Laurent Hébert-Dufresne^{*†}, Antoine Allard[†], Jean-Gabriel Young[†], and Louis J. Dubé[†]

[†]Département de Physique, de Génie Physique, et d'Optique, Université Laval, Québec (Québec), Canada G1V 0A6

^{*} To whom correspondence should be addressed. Email: laurent.hebert-dufresne.1@ulaval.ca

Scale independence is a ubiquitous feature of complex systems which implies a highly skewed distribution of resources with no characteristic scale. Research has long focused on *why* systems as varied as protein networks, evolution and stock actions all feature scale independence. Assuming that they simply do, we focus here on describing exactly *how* this behavior emerges. We show that growing towards scale independence implies strict constraints: the first is the well-known preferential attachment principle and the second is a new form of temporal scaling. These constraints pave a precise evolution path, such that an instantaneous snapshot of a distribution is enough to reconstruct its past and to predict its future. We validate our approach on diverse spheres of human activities ranging from scientific and artistic productivity, to sexual relations and online traffic.

Human systems are often characterized by *extreme inequalities*. One may think of the distribution of wealth between individuals, the sizes of cities, or the frequencies of sexual activities to name a few [1, 2]. Interestingly, inequality often tends to manifest itself through a *scale independent* behavior [3, 4]. In layman's terms, these systems are said to be scale independent because of the absence of a characteristic scale. Taking the distribution of wealth as an example, the worldwide average income is meaningless because the variance is too wide. Neither the very poor nor the very wealthy can be reduced to average individuals; the former are too numerous while the latter are obscenely richer than the average.

Mathematically, this behavior takes the form of a *power-law distribution*. That is, the number N_k of individuals having a share k (e.g. personal income or sexual partners) of the total resource K (total wealth or sexual activities) roughly follows $N_k \propto k^{-\gamma}$. One of the first robust observation of scale independent systems concerns the distribution of occurrences per unique words in prose [1] as illustrated in Fig. 1(left).

In this report, we use two general premisses for the systems under study. Firstly, we assume that the underlying distribution roughly follows $N_k \propto k^{-\gamma}$ at least for large k . Secondly, we follow a property that can only increase or stagnate, namely the total total activities of an individual (both past and present).

We use diverse databases to validate our approach: scientific productivity of authors on the arXiv e-print archive (arXiv), one month of user activities on the Digg social news website (Digg) [5], productivity of actors on the Internet Movie Database (IMDb), sexual relations in a Brazilian escort community (sexual) [6] and the writings of William Shakespeare, Miguel de Cervantes Saavedra and Johann Wolfgang von Goethe.

Constrained growth

Let us now consider the growth of an hypothetical system where each individual possesses a share $k_i(t)$ of the total resource $K(t)$ at time t . Because the system is constantly growing, both in terms of its total population $N(t)$ and of each individual's share, time can be measured as the total number of events. These events can only take two forms: *birth events* which increase the total population $N(t+1) = N(t) + 1$ by

adding a new individual with $k_i(t) = 1$; and *growth events* which imply $k_i(t+1) = k_i(t) + 1$ for a given individual i .

We then introduce two functions: a *birth function* $p(t)$ that follows the probability that the t -th event is a birth event, and a *growth function* $G(k)$ that describes the average chances (unnormalized probability) for an individual with current share k of being involved in the next growth event. Consequently, the probability that a growth event involves *any* individual of current share k is given by $N_k(t)G(k) / \sum_{k'} N_{k'}(t)G(k')$ where $N_k(t)$ is the number of individuals with share k at time t . Combining these two functions into a single mathematical model yields the following master equation (for $k \in \mathbb{N}$):

$$N_k(t+1) = N_k(t) + p(t)\delta_{k,1} + [1 - p(t)] \frac{N_{k-1}(t)G(k-1) - N_k(t)G(k)}{\sum_m N_m(t)G(m)}. \quad [1]$$

For this model to be of any use, at least partial knowledge of $G(k)$ and $p(t)$ is required.

The behavior of the growth function can be constrained with the following logic [9]. The relative flow of individuals through the compartment $N_k(t)$ for elements with share k must be proportional to $G(k)$, namely

$$G(k) \propto \frac{1}{N_k(t)} \sum_{m=k+1}^{\infty} [N_m(t+1) - N_m(t)]. \quad [2]$$

From our knowledge that $N_k(t) \propto N(t)k^{-\gamma}$ for $k \gg 1$, we can deduce the asymptotic behaviour of the growth function for large k as

$$G(k) \propto \frac{1}{N(t)k^{-\gamma}} \int_{k+1}^{\infty} [N(t+1) - N(t)] m^{-\gamma} dm, \\ \propto \frac{N(t+1) - N(t)}{N(t)} \frac{k}{\gamma - 1} \propto k, \quad [3]$$

since all factors independent of k (including the temporal dependency) are canceled by normalization. The linear relation between the probability of growth of an individual and its present size, often called *preferential attachment*, is a recurrent hypothesis in scale-independent growth models [10, 11, 12, 13, 14, 15]. See Fig. 1(middle) for examples.

On the other hand, and as far as we know, the birth function $p(t)$ is unheard of in the literature. Our definition is equivalent to the time derivative $\dot{N}(t)$ of $N(t)$. While at this point we have little information on the behavior of $N(t)$, our choice of time (in number of events) implies that $\dot{K}(t) = 1$ such that

$$p(t) = \dot{N}(t) = \frac{\dot{N}(t)}{\dot{K}(t)} \simeq \frac{\dot{N}(t)}{\sum_{m=1}^{k_{\max}(t)} m \dot{N}_m(t)}. \quad [4]$$

Under our first premiss, $N_k(t) = A(t)k^{-\gamma}N(t)$ where $A(t)$ is a normalization constant whose rate of change falls rapidly to 0, we write

$$p(t) \simeq \frac{\dot{N}(t)}{A(t)\dot{N}(t) \sum_{m=1}^{k_{\max}(t)} m^{1-\gamma}} \\ \propto \begin{cases} k_{\max}(t)^{\gamma-2} & \text{if } 1 < \gamma \leq 2 \\ k_{\max}(t)^{2-\gamma} + \text{constant} & \text{if } \gamma \geq 2 \end{cases} \quad [5]$$

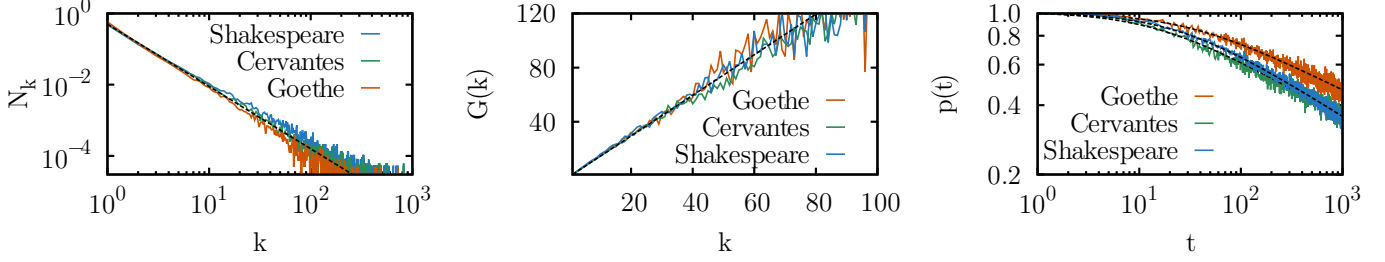


Fig. 1. Scale independence, preferential attachment and delayed temporal scaling in prose samples. (left) Power-law distribution of word occurrences in the writings of authors in three different languages. Power law with scale factor $\gamma = 1.75$ is plotted to guide the eye. (middle) Preferential attachment in written text with a linear relation for comparison. The algorithm to obtain $G(k)$ is given in Supporting Information (SI). (right) Average birth function for samples of 1000 words, this procedure is based on the translational invariance [7] of written texts and yields better statistics. Fit of Eq. (7) are overlayed using $b = 0$ and $\alpha = 0.22$, $\alpha = 0.25$ and $\alpha = 0.28$ for Goethe's, Cervantes' and Shakespeare's writings respectively. This asymptotic scaling is related to what is generally known as Heaps' law in linguistics [8], but is here given a much more general expression for all t .

where the last step is obtained by once again considering large k to evaluate the sum as an integral. While Eq. (5) shows the dependency of $p(t)$ on $k_{\max}(t)$, we could also calculate the latter if we knew the former. Following the same logic that lead us to Eq. (1), together with the functional form $G(k) = k$, we can write an evolution equation for $k_{\max}(t)$:

$$\frac{d}{dt}k_{\max}(t) = \frac{1 - p(t)}{t + \tau}k_{\max}(t) \quad [6]$$

where τ is the initial system size when the dynamics starts, i.e. $\tau = \sum_k k N_k(0)$. Requiring self-consistency between Eq. (5) and (6), as done in SI, we find $k_{\max}(t) \propto (t + \tau)^{1-b}$ such that the solution for $p(t)$ can be written generally as a time delayed scaling

$$p(t) \simeq a(t + \tau)^{-\alpha} + b. \quad [7]$$

Observations of this relation in empirical data are given in Fig. 1(right).

Reconstructing the past

The model based on Eq. (1) may be used to replicate the growth of empirical distributions. Our objective is in part to verify the presence of constraints on the birth, Eq. (7), and growth, Eq. (3), of individuals; but also to use these constraints to determine the past and future of different systems solely from a snapshot of their current distribution.

Our model consists of iterating Eq. (1) for all k , with a given combination of $p(t)$ and $G(k)$, until time t reaches the size K of the system's present state. The error produced by the model is then quantified by the number of misplaced individuals; i.e. the sum of differences between the actual distribution and the distribution of N_k for all k . Hereafter, we do not at any point show actual fits of the temporal data, but instead find the optimal combination of $p(t)$ and $G(k)$ that minimizes the error produced by Eq. (1) when modeling the present state of a given system.

While the systems studied in Fig. 2 vary in nature, age and distributions, our results seem to indicate that they follow qualitatively the same evolution. Indeed, our results confirm the presence of both a delayed regime of temporal scaling and preferential attachment in all cases.

Interestingly, because of the form $p(t) = a(t + \tau)^{-\alpha} + b$, the complementary probability (i.e. the probability that the t -th event is a growth event) follows the same form with $a' = -a$ and $b' = 1 - b$. This fact is highlighted with the case of IMDb in Fig. 2. Notice that IMDb is not only the sole system for which $p(t)$ is an increasing function, but also the only system for which $G(k)$ has an initially non-linear behavior. With hindsight, this initial regime of the growth function probably corresponds to the so-called *star system*: actors with little experience are far less likely to be chosen for a role than experienced actors. The system then accelerates the introduction rate of new actors to preserve its scale independence. While this interpretation is speculative at best, the fact remains that these effects are observed in the temporal data and that our model is able to extract them solely from the present distribution.

In fact, with the exception of one much smaller system (sexual data), the quality of our reconstruction of the past is surprisingly good considering that it requires no temporal data whatsoever. For instance, the Digg user activity distribution led us to determine with very high precision that 25% of votes are due to new users 12 hours into the month, whereas this proportion falls below 2% by the end of the month.

Perhaps this is the crucial point: the results confirm that our model embodies intrinsic constraints of scale independence. These constraints appear to clearly define the possible paths that a system can follow. A snapshot of its present state is then sufficient to determine where it comes from and where it is heading. This naturally leads to a second question: can we use the *reconstructed* past of a system to *predict* its future?

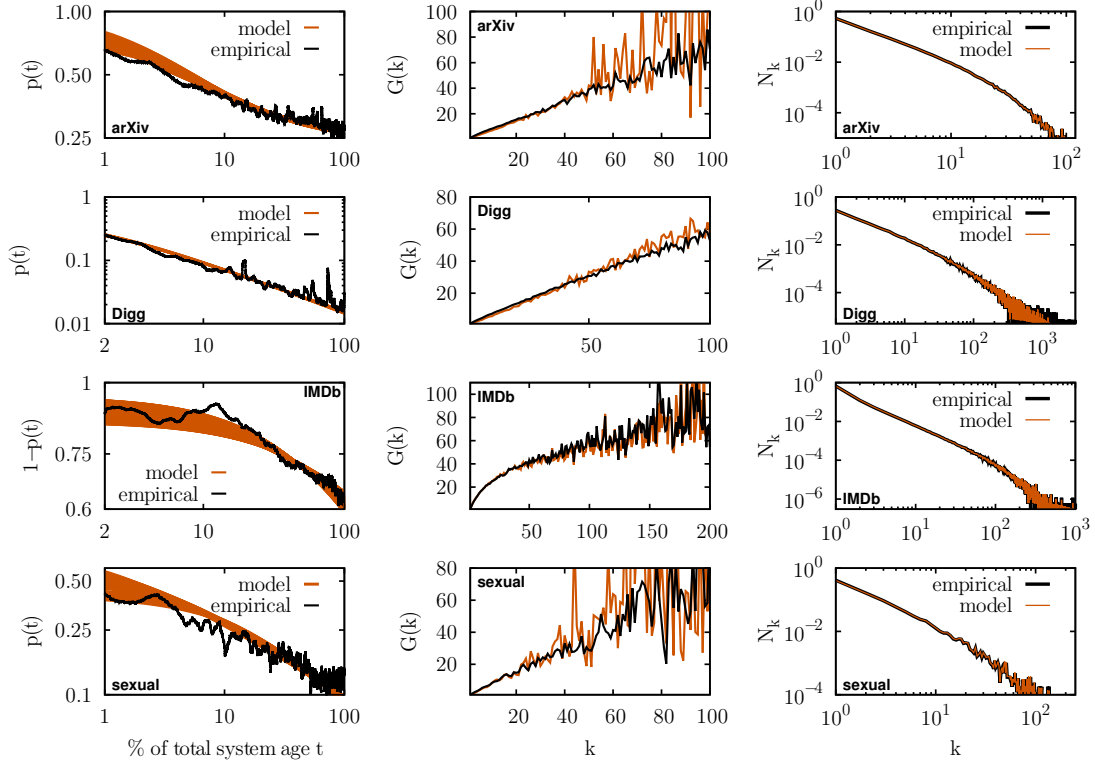


Fig. 2. Temporal scaling and preferential attachment in human systems. From left to right: birth function with temporal scaling of the form $(t + \tau)^{-\alpha}$; growth function with preferential attachment; scale independent distributions. (left) The orange curves represent birth functions leading to predictions within 25% of the minimal error between model and empirical data (current state only). The empirical black curves, calculated with running average, are presented solely for comparison as no temporal data is needed for our reconstruction of the past. (middle and right) Growth function and present distribution; as all curves obtained with the different $p(t)$ are similar, only the ones obtained with the absolute minimum are shown. The systems are, from top to bottom: distribution of papers per author in the arXiv [$N(t) = 386, 267$ at $t = 1, 206, 570$], votes per user on Digg [$N(t) = 139, 409$ at $t = 3, 018, 197$], movies per actor on IMDb [$N(t) = 1, 707, 525$ at $t = 6, 288, 201$] and relations per individual in the sexual data [$N(t) = 16, 730$ at $t = 101, 264$]. The empirical growth functions are obtained with a simple algorithm described in SI.

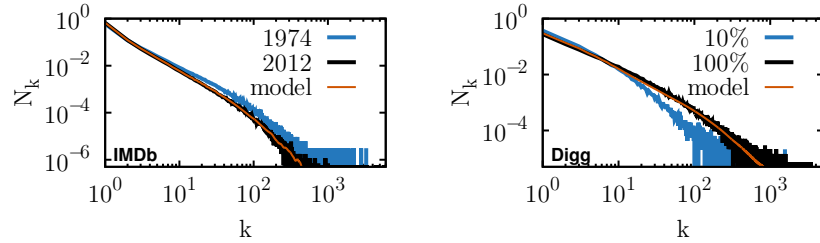


Fig. 3. Prediction of present state from a snapshot of a past distribution. The model uses only the distribution at 30% (IMDb) and 10% (Digg) of the system's history (in blue) to reconstruct the past (i.e. the birth and growth functions) and predict the future (in orange) of the database (in black).

Predicting the future

To turn our model into a predictive tool is a simple matter. Once we remove the statistical fluctuations attached to our growth functions, a prediction can be obtained by iterating Eq. (1) from a chosen present state to a desired future time.

We apply this predictive model to the largest databases, i.e. actor productivity in the IMDb and user activities on Digg. The results are shown in Fig. 3. By using the activity distribution on Digg after only three days (again without any temporal data, only the current activity distribution per user), we can extrapolate the distribution over the period of a month. In contrast, assuming a constant birth rate (as in classical preferential attachment [13, 14, 15]) would lead to a predicted final population of 475,000 users. Our model correctly compensates for repeated traffic and predicts a population of 115,000 users; closer to the correct value of 139,000 and missing only some sudden bursts of new user influx. This observation embodies the strength of our model and the importance of a time dependent birth rate. Similar results are

obtained for actor productivity on the IMDb. Quite remarkably, we reproduce the state of the system at year 2012 from its current state at year 1974. Given that extrapolation is a delicate procedure, it seems not unlikely that these agreements are not coincidental.

Concluding remarks

It is important to keep in mind that our analysis is in no way restricted by the nature of the systems under study. In fact, in SI, we extend our model to the growth of complex networks using the Internet and citation networks.

Considering that scale independent systems are ubiquitous in science and everyday life, but that temporal data on their growth is seldom available, our framework provides a new investigation line to reconstruct their past and to forecast their future.

ACKNOWLEDGMENTS. L.H.-D. developed the model and performed the computations. All authors have contributed to the analysis of the theoretical model and of the results, and wrote the manuscripts. The authors are grateful to the Natural Sciences and Engineering Research Council of Canada, to the Canadian Institute of Health Research and to Calcul Québec for computing facilities.

1. G. K. Zipf, *Human Behavior and the Principle of Least Effort*. Addison-Wesley Press, 1949.
2. M. E. J. Newman, "Power laws, Pareto distributions and Zipf's law," *Contemporary Physics*, vol. 46, pp. 323 – 351, 2005.
3. D. Sornette, *Critical Phenomena in Natural Sciences*. Springer, 2000.
4. P. Bak, *How nature works: the science of self-organized criticality*. Springer, 1999.
5. K. Lerman and R. Ghosh, "Information Contagion: an Empirical Study of Spread of News on Digg and Twitter Social Networks," in *Proceedings of 4th International Conference on Weblogs and Social Media (ICWSM)*, 2010.
6. L. E. C. Da Rocha, F. Liljeros, and P. Holme, "Simulated Epidemics in an Empirical Spatiotemporal Network of 50,185 Sexual Contacts," *PLoS Comput Biol*, vol. 7, p. e1001109, 2011.
7. S. Bernhardsson, L. E. C. Da Rocha, and P. Minnhagen, "Size-dependent word frequencies and translational invariance of books," *Physica A*, vol. 389, pp. 330 – 341, 2010.
8. H. S. Heaps, *Information Retrieval: Computational and Theoretical Aspects*. Academic Press, 1978.
9. K. A. Eriksen and M. Hörnquist, "Scale-free growing networks imply linear preferential attachment," *Phys. Rev. E*, vol. 65, p. 017102, 2001.
10. G. U. Yule, "A mathematical theory of evolution, based on the conclusions of Dr. J.C. Willis, F.R.S.," *Philosophical Transactions of the Royal Society of London B*, vol. 213, p. 21, 1925.
11. R. Gibrat, *Les inégalités économiques*. PhD thesis, Université de Lyon, 1931.
12. D. G. Champernowne, "A model of income distribution," *Economic Journal*, vol. 63, p. 318, 1953.
13. H. A. Simon, *Models of Man*. John Wiley & Sons, 1961.
14. A. Barabási and R. Albert, "Emergence of scaling in random networks," *Science*, vol. 286, p. 509, 1999.
15. L. Hébert-Dufresne, A. Allard, V. Marceau, P.-A. Noël, and L. J. Dubé, "Structural Preferential Attachment: Network organization beyond the link," *Phys. Rev. Lett.*, vol. 107, p. 158702, 2011.