

Accelerated Event-by-Event Neutrino Oscillation Reweighting with Matter Effects on a GPU

R G. Calland^a, A. C. Kaboth^b, D. Payne^a

^a*University of Liverpool, Department of Physics, Oliver Lodge Bld, Oxford Street, Liverpool, L69 7ZE, UK*

^b*Department of Physics, Imperial College London, London, SW7 2AZ, UK*

E-mail: rcalland@hep.ph.liv.ac.uk

ABSTRACT: Oscillation probability calculations are becoming increasingly CPU intensive in modern neutrino oscillation analyses. The independency of reweighting individual events in a Monte Carlo sample lends itself to parallel implementation on a *Graphics Processing Unit*. The library "Prob3++" was ported to the GPU using the CUDA C API, allowing for large scale parallelized calculations of neutrino oscillation probabilities through matter of constant density, decreasing the execution time by a factor of 75, when compared to performance on a single CPU.

KEYWORDS: Neutrino; GPU; CUDA; Reweighting.

Contents

1. Introduction	1
1.1 Neutrino Oscillation Probability	1
1.1.1 Event-By-Event Reweighting	2
2. Implementation on a GPU	3
2.1 Method	3
2.2 Results and Validation	4
3. Conclusion	6

1. Introduction

Current and future long-baseline experiments are designed to observe an appearance or disappearance of neutrino events by studying a neutrino beam at various distances from the beam origin. This difference can be quantified by comparing the observed spectra to the non-oscillation case. To do this, a *probability distribution function* (PDF) must be constructed empirically from detector Monte Carlo and reweighted according to the neutrino oscillation model chosen and any corresponding systematic uncertainties.

1.1 Neutrino Oscillation Probability

In the standard 3 neutrino formulation, neutrinos propagate as a superposition of three mass eigenstates $m_{1,2,3}$. A neutrino interaction is governed by its flavour, and can be inferred indirectly via observation of the outgoing lepton from a neutrino interaction vertex. The probability that a neutrino of flavour ν_α and energy E (GeV) will be observed with a flavour ν_β after propagation of distance L (km) through vacuum can be determined from its mass states m_i and the unitary MNS transition matrix $U_{flavour,mass}$:

$$P(\nu_\alpha \rightarrow \nu_\beta) = \left| \sum_{i=1}^3 U_{\alpha i} \exp\left(-\frac{1}{2} i m_i^2 \frac{L}{E}\right) \right|^2 \quad (1.1)$$

This equation is illustrated for the $\nu_\mu \rightarrow \nu_\mu$ survival probability in the top plot of figure 1.

The propagation of neutrinos through matter induces non-negligible effects on ν_e and $\bar{\nu}_e$ due to forward scattering on electrons in matter. These so-called matter effects add computational complexity but can be calculated as prescribed in [1].

Table 1: Assumed oscillation parameters for all studies presented.

Parameter	Value
$\sin^2(\theta_{12})$	0.311
$\sin^2(\theta_{23})$	0.5
$\sin^2(\theta_{13})$	0.0251
Δm_{23}^2 (eV^2)	2.4×10^{-3}
Δm_{12}^2 (eV^2)	7.6×10^{-5}
δ_{cp}	0
Earth Density (g/cm^3)	2.6
Baseline (km)	295

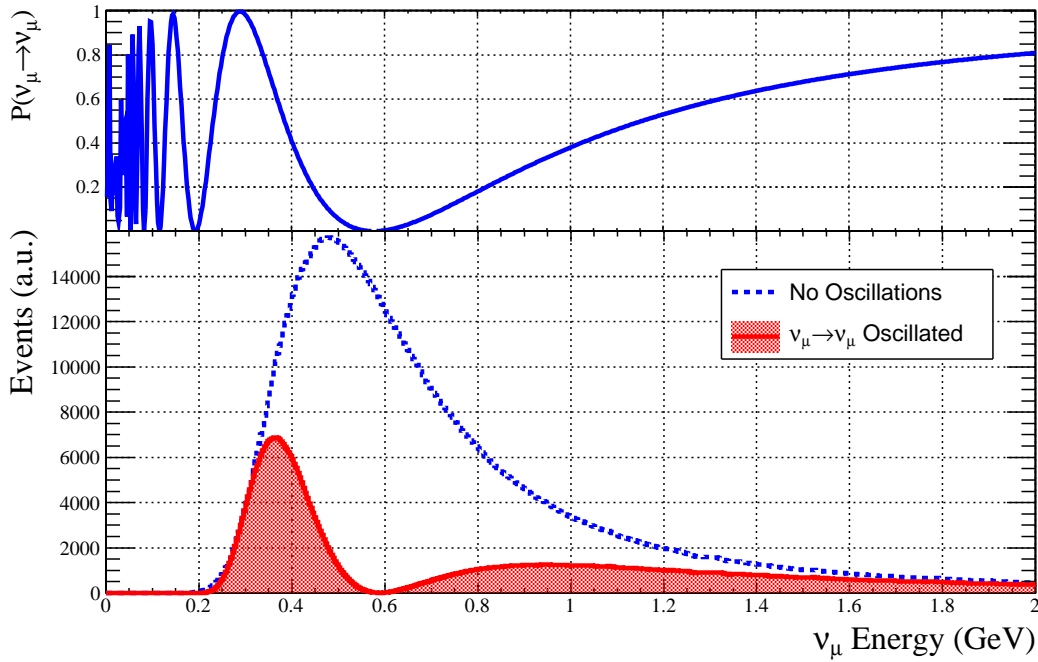


Figure 1: **Top:** $\nu_\mu \rightarrow \nu_\mu$ neutrino survival probability calculated with matter effects for a propagation distance of 295 km through a constant matter density of 2.6 g/cm^3 . **Bottom:** A mock ν_μ neutrino beam spectra under the influence of this oscillation probability, compared to the no oscillation case. The trough of the oscillation probability function can be seen to line up with the trough of the oscillated spectra at 0.6 GeV. Oscillations were calculated using parameter values listed in table 1 with normal hierarchy.

1.1.1 Event-By-Event Reweighting

Neutrino oscillation analyses can require the construction of PDFs from Monte Carlo samples. This typically involves reweighting simulated events to reflect how the distributions change with different oscillation parameters. Binned maximum likelihood fits are a relatively fast approach

(where each bin is reweighted), however, depending on the chosen binning scheme, they may not accurately reflect the true distribution; in practice the difference in predicted neutrino event rates is less than 1% when using a typical binning scheme. Perhaps more importantly, systematic event migrations cannot be handled with binned PDFs, as once a binned PDF is constructed, detailed truth information for each event is lost. Event migrations can include effects where a change in a systematic parameter may cause an event to be reconstructed with a different energy, or even move to a different sample.

Reweightings on an event-by-event basis gives a more accurate approximation of the changing spectra, as the weight of each individual event get calculated, rather than calculating an average weight from the bin center. Depending on bin size, events lying at the bin edges may have a true weight that is significantly different from the bin center weight. However, moving to event-by-event reweighting increases the number of oscillation weight calculations by several orders of magnitude, and thus is not practical to perform on a CPU in most cases, as not only must the oscillation weight be calculated per event, but also the influence of over 100 floating systematic parameters.

2. Implementation on a GPU

A typical CPU consists of ~ 4 cores with clock speeds in the range of 3-4 GHz and have the capacity to run multi-threaded applications. In contrast, a modern consumer GPU has 100-1000 cores that are used for graphical calculations, however the architecture can now be exposed for non-graphical applications with APIs such as CUDA [2] and OpenCL [3]. Such *general purpose graphics processing units* (GPGPU) can greatly outperform a CPU if a problem can be parallelized accordingly.

Because each event in a Monte Carlo sample is independent, oscillation weight calculations can be performed in parallel. The library Prob3++ [4] was ported to the GPU using the *compute unified device architecture* (CUDA) API to enable fine-grained concurrent calculations. The results displayed in figure 4 show the execution times for varying numbers of calculations in series (CPU) and parallel (GPU). Also compared is the original code running multithreaded using OpenMP [5].

2.1 Method

In the results presented, a series of C/C++ algorithms for calculating oscillation probabilities were ported to CUDA. Functions that execute on the device must be compiled separately by the *nvcc* compiler provided by NVIDIA and linked into the host program using a compiler such as *gcc*.

Within the GPU code, an array of energy values were allocated and instantiated in host memory (the system's RAM) and then copied to the device memory (the graphics card's video RAM) using API function calls provided by CUDA.

In addition to the event energies, components that are dependent only on the oscillation parameters (i.e. equation 10 of [1]) are computed on the CPU and then copied to the GPU in the same manner as the energy array.

The calculations in Prob3++ were modified into a set of CUDA kernel functions (functions that run in parallel on the GPU) and were then executed on each element of the array in parallel, which performs the oscillation probability calculation in double precision. The result of this calculation is written to an array in the device memory, and is then copied back to the host. All memory allocation

and transfer operations to and from the GPU device are handled via CUDA API functions. A simplified example of this process can be found in listing 1.

Listing 1: Example of copying data to GPU memory and executing a kernel.

```
// size of array
size_t size = n * sizeof(double);

// allocate host memory
double *true_energy_host = (double*) malloc(size);
double *osc_weight_host = (double*) malloc( size);

// allocate device memory
double *true_energy_dev = cudaMalloc((void **) &true_energy_device, size);
double *osc_weight_dev = cudaMalloc((void **) &osc_weight_device, size);

// fill energy array
...

// copy energy array to the device
cudaMemcpy(true_energy_dev, true_energy_host, size, cudaMemcpyHostToDevice);

// instantiate and perform copy of mixing matrix
...

// execute GPU kernel on the array
calculateOscProb<<<gridsize, blocksize>>>>(...);

// copy the results back to the host
cudaMemcpy(osc_weight_host, osc_weight_dev , size, cudaMemcpyDeviceToHost);
```

2.2 Results and Validation

The Comparison of CPU vs. GPU execution times as a function of number of events reweighted shows the CPU performing better at small number of events, with the GPU performing up to 75 times faster at high numbers of events (Figure 4). The "crossover" point is hardware dependent, and is expected to change with different CPU/GPU combinations, and also different algorithm implementations. At best, the multi-threaded code gains only 3 times speed improvement.

The overheads associated with copying to and from host and device memory across the PCI-E bus can be a large source of latency, and as can be seen in figure 4, the CPU will outperform the GPU if the number of concurrent calculations is small.

To validate the GPU code, 10 million random energy values were drawn from a uniform distribution between 0 and 30 GeV, and were used to calculate oscillation weights on CPU and GPU. The residuals between CPU and GPU calculations were found to be on the order of 10^{-12} for double precision, and are plotted in figure 2. The residual is attributed to the difference between hardware implementations of arithmetic operations [6], and in this test is considered negligible.

The GPU implementation and original version of Prob3++ were also compared within a simple toy oscillation fitter written using the *bayesian analysis toolkit* [7]. The motivation is to give realistic measure of speed improvement for an application in a physics analysis, as well as to show

that there is negligible difference between both CPU and GPU methods when used in a realistic way. The fit uses a markov chain monte carlo to sample the oscillation parameter space, building a bayesian posterior density via the metropolis hastings algorithm, from which credible intervals can be constructed. The likelihood function is defined as:

$$L(\vec{o}, \vec{f} | \vec{D}) = \prod_i p(\vec{D} | \vec{o}, \vec{f}) \quad (2.1)$$

Where \vec{o} are the two parameters of interest θ_{23} and Δm_{23}^2 , \vec{f} are the nuisance parameters $\theta_{12}, \theta_{13}, \Delta m_{12}^2$ and δ_{cp} , and p is the probability mass function of a dataset \vec{D} given parameters \vec{o} and \vec{f} . The toy fit simulates a long baseline ν_μ disappearance analysis by fitting a fake ν_μ far-detector energy spectra \vec{D} , created by sampling from a landau function.

The PDF is constructed by taking a large number of samples (on the order of millions) from the landau distribution and binning these samples into a histogram weighted by the oscillation probability calculated with Prob3++. An example of oscillated and unoscillated spectra can be seen in figure 1.

As the markov chain monte carlo proposes a new set of oscillation parameters each step, the PDF is reconstructed using the event-by-event method described above and compared to the data. Therefore the calculation of oscillation weights provides a large overhead to the fit method and is directly related to the calculation of likelihood.

The 5 oscillation parameters have flat prior distributions and thus have no likelihood constraint term, and all parameters are fixed at the values listed in table 1 except θ_{23} and Δm_{23}^2 which are free

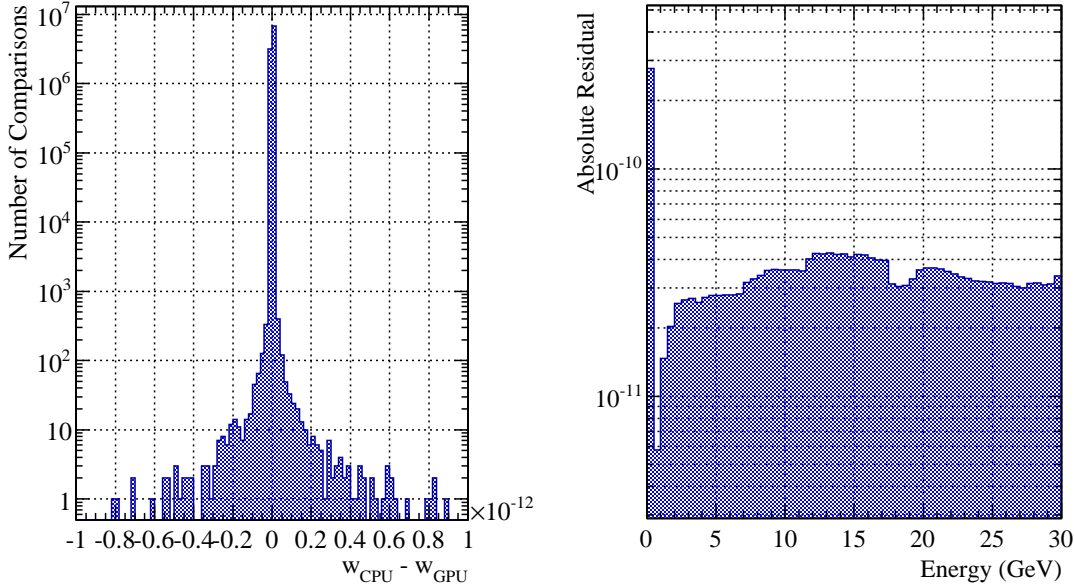


Figure 2: **Left:** Residuals between weights calculated on CPU w_{CPU} and GPU w_{GPU} for the same oscillation parameters and value of energy. **Right:** The absolute difference between energy spectra weighted by w_{CPU} and w_{GPU} .

to float.

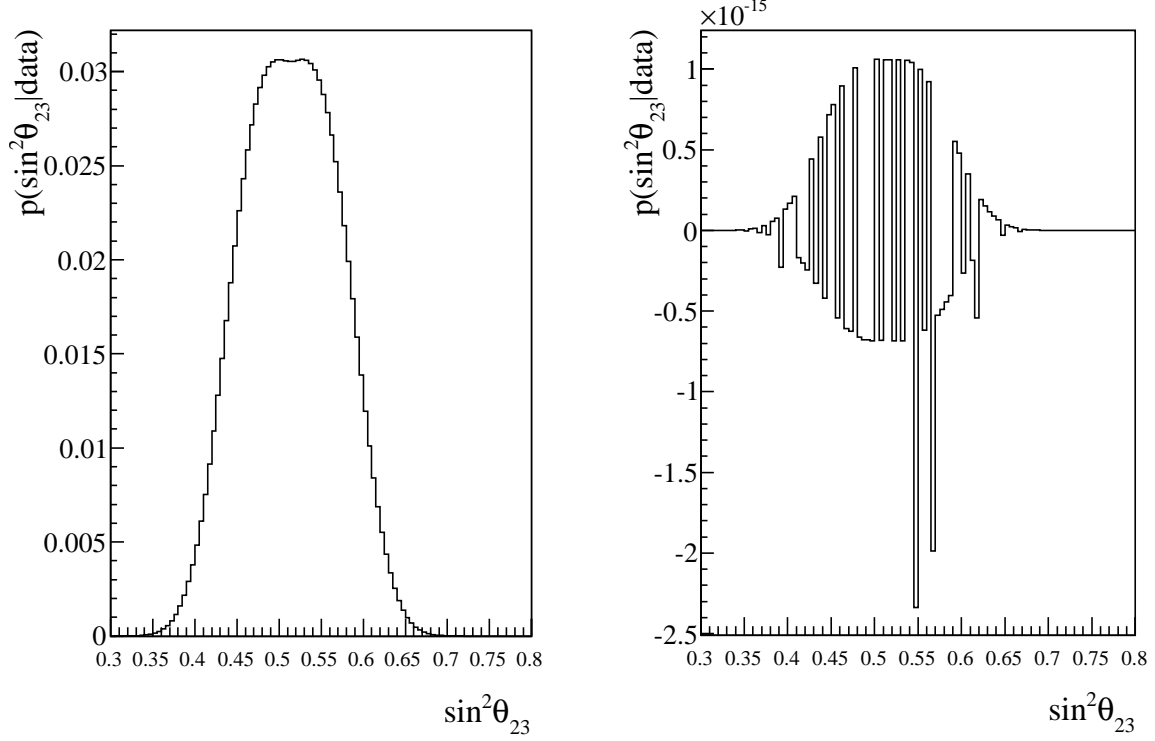


Figure 3: **Left:** 1-dimensional $\sin^2(\theta_{23})$ marginal distribution. **Right:** Difference between the 1-dimensional marginal distribution of $\sin^2(\theta_{23})$ generated on CPU and GPU. The marginal distribution encodes information about the most probable value and the uncertainty of the parameter.

The best fit and error value of the fitter was compared between CPU and GPU oscillation reweighting methods. The difference between CPU and GPU made spectras and posterior distributions using identical oscillation parameters was found to be to an acceptable precision, and plotted in figure 3. Furthermore, an order of magnitude speed increase was observed for the overall fitting procedure by off-loading oscillation reweighting to the GPU.

The results presented are prepared using an Intel Core i7-3770K quad-core processor running at 3.5 GHz, and an NVIDIA GTX 670 GPU with 1344 CUDA cores running at 915 GHz. The code is compiled for 64-bit hardware using the gcc compiler version 4.7 with the -O2 optimization flag, and the CUDA toolkit version 5. OpenMP code uses 8 threads realized on a quad-core CPU with hyperthreading enabled.

3. Conclusion

The parallel implementation of oscillation reweighting enables the improvement of neutrino analyses via the computation of Monte Carlo weights on an event-by-event basis, which is a limiting factor of an analysis if performed solely on a CPU. Event-by-event reweighting retains all the Monte

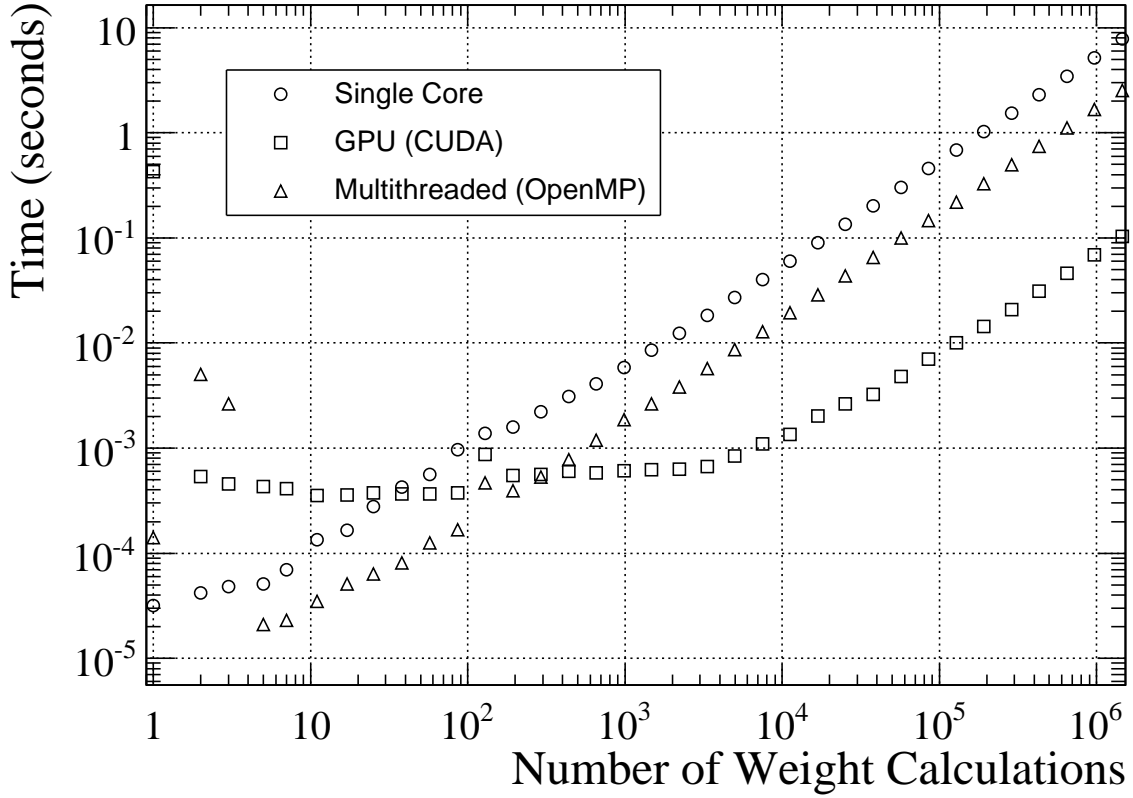


Figure 4: Comparison of execution time for varying numbers of calculations between CPU and GPU implementations.

Carlo spectral shape information that is otherwise lost when binned into an histogram. More importantly, by being able to discriminate events within a sample of Monte Carlo, event migrations can be modelled, and as statistics of neutrino experiments increases this systematic effect will become more prominent. This has scope in current long-baseline neutrino experiments like T2K and NOvA, and future ones such as LBNE.

The CUDA implementation of Prob3++ is available at the following web address:

<http://hep.ph.liv.ac.uk/~rcalland/probGPU>

Acknowledgments

The author would like to thank R. Wendell for providing the original Prob3++ library, the Liverpool High Energy Physics computing staff for their support, and the T2K experiment for access to official Monte Carlo and oscillation analysis software, from which this study was inspired.

References

- [1] V. Barger, K. Whisnant, S. Pakvasa, and R. J. N. Phillips, “Matter effects on three-neutrino oscillations,” *Phys. Rev. D*, vol. 22, pp. 2718–2726, 1980.
- [2] NVIDIA Corporation, *NVIDIA CUDA C Programming Guide*, July 2013.
- [3] Khronos OpenCL Working Group, *The OpenCL Specification, version 1.0.29*, 8 December 2008.
- [4] R. Wendell, “Prob3++ software for computing three flavor neutrino oscillation probabilities.” <http://www.phy.duke.edu/~raw22/public/Prob3++/>, 2012.
- [5] OpenMP Architecture Review Board, “OpenMP application program interface version 3.0.” <http://www.openmp.org/mp-documents/spec30.pdf>, May 2008.
- [6] N. Whitehead and A. Fit-florea, “Precision & performance: Floating point and ieee 754 compliance for nvidia gpus,” 2011.
- [7] A. Caldwell, D. Kollár, and K. Kröninger, “BAT - The Bayesian analysis toolkit,” *Computer Physics Communications*, vol. 180, pp. 2197–2209, 2009.