

# Evaluated Experimental Isobaric Analogue States from $T = 1/2$ to $T = 3$ and associated IMME coefficients

M. MacCormick<sup>a,\*</sup>, G. Audi<sup>b</sup>

<sup>a</sup>*Institut de Physique Nucléaire CNRS/IN2P3 and Université Paris-Sud, Orsay, France*

<sup>b</sup>*Centre de Sciences Nucléaires et de Sciences de la Matière CSNSM, CNRS/IN2P3 and Université Paris-Sud, Orsay, France*

---

## Abstract

Isobaric multiplets can be used to provide reliable mass predictions through the Isobaric Multiplet Mass Equation (IMME). Isobaric analogue states (IAS) for isospin multiplets from  $T = 1/2$  to 3 have been studied within the 2012 Atomic Mass Evaluation (AME2012). Each IAS established from published experimental reaction data has been expressed in the form of a primary reaction  $Q$ -value, and if necessary, has been recalibrated. The evaluated IAS masses are provided here along with the associated IMME coefficients. Quadratic and higher order forms of the IMME have been considered, and global trends have been extracted. Particular nuclides, requiring experimental investigation, have been identified and discussed. This dataset is the most precise and extensive set of evaluated IAS to date.

*Keywords:*

*PACS:* IAS; Isobaric Multiplet Mass Equation;  $Q$ -value; spin-parity; Mass evaluation.

---

## 1. Introduction

Discovering and understanding basic symmetries in nature is of fundamental importance in modern physics. This work focuses on isospin symmetry and the study of isospin-dependent nuclear masses via isobaric analogue states (IAS). Exploring the simple relationship between these states allows to extract information on nuclear Coulomb effects, the charge independence of nuclear forces, and nuclear masses. The abundance of high precision experimental data available, accumulated over an extensive set of nuclides, are an essential source of experimental input to several areas of nuclear physics.

Modelling stellar evolution requires the knowledge of low rate weak interaction rates [1], which can be examined via accelerator based charge-exchange reactions. The comparison between Gamow-Teller decays and the mirror IAS

---

\*Corresponding author.

Email address: E-mail: [maccorm@ipno.in2p3.fr](mailto:maccorm@ipno.in2p3.fr) (M. MacCormick)

Fermi decays allow to extract the GT strength transition. The equation of state of dense symmetrical nuclear matter, another essential component of realistic astrophysical modelling [2] uses IAS experimental data to constrain the symmetry energy component [3]. Historically, J.C. Hardy and I.S. Towner [4] have used IAS masses to test the Conserved Vector Current hypothesis of the vector part of the weak interaction, an open, as yet unresolved quest spanning more than 50 years. Finally, IAS are used in the modelling of nuclear mass where analysis of these states provide valuable, accurate estimates of unmeasured masses.

In this paper we provide the most recent and evaluated set of Isobaric Analogue State mass excesses based on the evaluation in AME2012 [5, 6], ENSDF [7] and NUBASE2012 [8]. Values of the quadratic, and when possible, higher order, Isobaric Multiplet Mass Equation (IMME) coefficients are then extracted. After considering the robustness of the IMME predictions the quadratic coefficients are used to predict currently unmeasured IAS excited state mass excesses. Finally, the best fits to data are considered in the framework of first order perturbation theory and the global  $b$  and  $c$  tendencies over the most extensive range of atomic masses are shown.

The study of Isobaric Analogue States (IAS) and the Isobaric Multiplet Mass Equation (IMME) have been the subject of continuous effort since the late '50's, but is less in the foreground as it used to be. It is therefore worth briefly recalling the basis on which these studies are carried out.

## 2. Isospin

Heisenberg introduced the new isospin quantum number  $T$  via the concept of the nucleon which is defined to have two states, the neutron with  $T_z = +1/2$  and the proton as  $T_z = -1/2$  (using today's experimental convention). The isospin quantum number follows the same mathematical rules as for spin, where each nucleon has a projection which is either aligned or anti-aligned with the z-axis. For any nucleus of  $A$  nucleons, the good quantum number is the isospin projection  $T_z$  as defined by the quantity

$$T_z = \frac{N - Z}{2} \quad (1)$$

where  $N$  is the number of neutrons and  $Z$  the number of protons. Each nuclide can then have nuclear configurations where the isospin  $T$  is limited to the set of possibilities

$$\left| \frac{N - Z}{2} \right| \leq T \leq \frac{N + Z}{2} \quad (2)$$

Consequently, isobaric nuclides which have the same isospin value  $T$  form an isobaric multiplet [9].

### 2.1. Nuclear mass

In the charge independent description, nuclear mass can be described as being the sum of three components:

$$M(A, T, T_z) = M_0 + E_C + \Delta_{nH} T_z \quad (3)$$

where  $M_0$  is some basic nuclear mass,  $E_C$  the Coulomb energy and  $\Delta_{nH}$  the neutron- $^1\text{H}$  mass difference. Using first order perturbation theory, and considering the presence of a two-body charge-symmetry breaking force to describe the neutron-proton force, the Coulomb energy  $E_c$  may be written as

$$E_c(A, T, T_z) = E_C^{(0)}(A, T, T_z) + T_z E_C^{(1)}(A, T) + T_z^2 E_C^{(2)}(A, T) \quad (4)$$

where  $E_C^{(0)}$ ,  $E_C^{(1)}$  and  $E_C^{(2)}$  are isoscalar, isovector and isotensor parts of the Coulomb energy [10].

In this charge independent view of the nuclear force, the energy levels of the multiplet members, as calculated using the intrinsic spins and relative angular momenta, lead to the conclusion that the multiplet members must also have the same spin and parity attributions.

### 2.2. The IMME

E.P. Wigner suggested that the energy difference between members of an isobaric multiplet  $T$  follows a quadratic form:

$$a + bT_z + cT_z^2 \quad (5)$$

where the coefficients  $a$ ,  $b$  and  $c$  are interpreted as being the scalar, vector and tensor parts of a charge independent nuclear Hamiltonian. Using the Coulomb energy description in equation (4) the coefficients are identified to be:

$$a = M_0 + E_C^{(0)} - T(T+1)E_C^{(2)} \quad b = \Delta_{nH} - E_C^{(1)} \quad c = 3E_C^{(2)} \quad (6)$$

The  $a$  coefficient is simply the mass excess of the  $T_z=0$  member for integer multiplets, and is rather difficult to interpret for the half-integer cases. The  $b$  coefficient is the dominant term in the IMME giving, to first order, the general slope of the mass multiplet parabola, leading to energy differences proportional to  $T_z$ . However, if higher order effects are non-negligible, and arise from the interaction between neighbouring isospin states differing by one isospin unit, it is this term that is expected to reflect the amount of mixing [12]. The  $c$  coefficient describes the strength of the interaction between states separated by 2 isospin units and may also contain higher order terms if first order theory is insufficient.

### 2.3. IMME limits

Isospin is a useful symmetry based concept for mainly low lying, well defined levels in nuclei from  $A \simeq 10$  up to  $A \simeq 60$ , and in high energy collective excited states of well defined isospin. However, it has its limits; in intermediate mass nuclei at higher excitation energies the effects of isospin mixing due to the growth in the Coulomb component cannot be ignored, and the basic first order perturbation theory behind the IMME is no longer valid, isospin consequently becomes a less useful quantity [13]. At higher mass, beyond  $A = 60$ ,

the charge-independence hypothesis is no longer valid for such a large collection of protons in the nucleus. However, analogue resonant states in even heavier nuclei ( $A > 80$ ) and at higher excitation energies are again expected to show simple isospin symmetry since the higher excitation energy, implying shorter nuclear interaction times [11], leads to fewer possibilities for isospin mixing, as observed in isobaric analogue resonances. A.M. Lane and J.M. Soper reviewed this subject in detail in the classical reference [15] and explain why isospin may be a good quantum number, but essentially “useless” in heavy nuclei since its degree of purity cannot be directly checked by experiment.

The IMME as proposed by Wigner supposes a simple nuclear model of constant density, equal radii between IAS states, and the same spin-parity for the multiplet members. Even though the nuclear description is greatly simplified, the IMME still provides a reasonable mass estimate for nuclei up to  $A \sim 60$ . In all but one case, when the estimated IMME value and the experimental results disagree, there is experimental evidence or a greater probability of isospin mixing, leading to the fragmentation [14] of the IAS over generally two, but occasionally more, states.

### 3. Data Selection

There are two types of data sources used in this evaluation; nuclear reaction data included in the recent AME2012, and nuclear spectroscopy data, as evaluated in ENSDF. Sets of isobaric multiplets constrained by two ground state nuclei are considered. A recent compilation of excited IAS multiplets can be found in reference [16] and is an update to the extensive work of M.S. Antony and A. Pape [17, 18, 19, 20].

The experimental reaction data published in refereed journals relates excited IAS levels to the ground state mass of a neighbouring nuclide through the reaction  $Q$ -value, consequently they contribute to the evaluation of ground state masses, hence their inclusion in AME2012. The detailed procedures used in the AME will not be repeated here and can be found in the recent papers [5, 6]. We recall that the reaction  $Q$ -value, for example, of the reaction  $A(a,b)B^*$  where  $B^*$  is an excited IAS state, provides a unique relationship between the masses in the initial  $M_A$ ,  $M_a$  and final states  $M_b$ ,  $M_{B^*}$ , and is written:

$$Q = M_A + M_a - M_b - M_{B^*} \quad (7)$$

Experimental decay data evaluated by the ENSDF group provides detailed information on internal nuclear transitions. This type of data relates excited states to the ground state of *the same* nuclide, for example, through  $B^*(\gamma)B$ . The experimental data comes dominantly from gamma spectroscopy measurements, with precisions that are usually at least two orders of magnitude better than that of reaction data. Almost all IAS threshold measurements are from  $(x,\gamma)$  experiments and so measure the decaying IAS state at production with excellent precision.

Since the aim here is construct the most precise evaluated IAS dataset, decay data is used whenever available. However, in 107 cases, data for the excited IAS is only available through nuclear reactions, and occasionally the selection rules are such that the IAS can only be observed experimentally via particle decays. Currently there are 13 cases which are identified exclusively via reaction mechanisms and for which no equivalent is found in ENSDF. Each case is labelled accordingly in the IAS tables in Appendix E.

### 3.1. Rebuilding $Q$ -values

In many experiments, even though the reaction  $Q$ -value is the primary physical quantity measured, it is not always given explicitly in the final publication. This is more often the case when the scientific objective is to *deduce* excitation energies, and as such, knowledge of ground state masses is required. However, these masses are susceptible to small variations over the years as the mass evaluations evolve. Consequently, in cases where the authors do not directly give the experimental  $Q$ -value, a detailed search for the known mass excesses before, but closest to the time of publication, was carried out. In the absence of explicit values, authors generally cite the source of the mass excesses used to construct the final published results. When no source is provided, the AME nearest but prior to the publication date is used.

In other cases authors provide the ground state reaction  $Q$ -value used at the time of the experiment and the IAS  $Q$ -value is reconstructed using the author’s original reference data. In the current evaluation *all* non-ground state IAS were rebuilt and compared to the author’s original results.

### 3.2. Recalibrations

A few older experiments report  $Q$ -values that were calibrated with respect to “well known standards” which have since shifted by small amounts, inducing an offset in the resultant  $Q$ -values. The main dataset subject to these displacements was published by Becchetti *et. al.* in 1971 [21] and many unique IAS results were obtained for stable isotopes ranging from  $A = 42$  to  $A = 70$ . Close inspection of the four calibration channels used in the original work show shifts varying from  $-1$  keV to  $+8$  keV using recent values. This dataset was recalibrated using the recipe that follows.

The aim of the original experiment was to measure the Coulomb Displacement Energy (CDE) [22] for stable isotopes from  $A = 42$  to  $A = 70$ , with a precision of  $\pm 6$  keV. ( ${}^3\text{He}, t$ ) reaction  $Q$ -values were measured on the focal plane of an Enge split-pole, the reaction being carried out on several targets. The focal plane was calibrated using the threshold value of  $(p, n)$  reactions [24] on the same set of targets, and most measurements were carried out using the same detector position and magnetic field setting. The relationship between  $({}^3\text{He}, t)$  and  $(p, n)$  ground state reactions is

$$Q({}^3\text{He}, t)_{\text{meas}} - Q(p, n)_{\text{ref}} = 764 \text{ keV} \quad (8)$$

where  $Q(p, n)_{ref}$  was given in the original 1971 paper. The IAS reaction  $Q$ -values are then

$$Q_{IAS} = 764 - \Delta E_c \quad (9)$$

where  $\Delta E_c$  is the Coulomb displacement energy.

The  $(p, n)$  threshold values have since evolved, as have the mass excesses. For example, consider the reaction  $^{42}\text{Ca}(p, n)^{42}\text{Sc}$  where, following [24] the threshold proton energy  $E_p$  was measured at  $7387.5 \pm 2.3$  keV. Using the non-relativistic approximation and recent mass values, correcting for recoil gives a  $Q$ -value of  $-7214.24 \pm 2.25$  keV exactly the same as in 1965. However, the best currently available  $(p, n)$   $Q$ -value is calculated directly from the recent mass evaluation, at  $-7208.446 \pm 0.097$  keV, a value more than one order of magnitude more precise than the 1965 experimental values, and offset by some  $+5.792$  keV. This extra shift is applied to the dataset calibrated on the  $^{42}\text{Ca}(^3\text{He}, t)^{42}\text{Sc}$  reaction. Given that the experimental precision estimated at the time was  $\pm 6$  keV, this constitutes a non-negligible adjustment. This procedure was repeated for the other calibration references used in the original publication and have associated comments in the final tables [5].

#### 4. IMME exception

##### 4.1. $A = 16, T = 1$

This unusual situation was first reported in 1956 [25] and is the only multiplet not delimited by two ground state masses. The triplet formed by  $^{16}\text{N}$ ,  $^{16}\text{O}^i$ ,  $^{16}\text{F}$  does not fit the usual isospin multiplet criteria due to asymmetric spin-parity characteristics of the ground state “mirror” nuclei  $^{16}\text{N}$  and  $^{16}\text{F}$ .  $^{16}\text{N}$  is  $2^-$  and  $^{16}\text{F}$  is  $0^-$  and so cannot be used to build an isobaric multiplet where the same  $J^\pi$  is a requirement for all members. This unique situation can be resolved by considering the  $0^-$  isomeric state in  $^{16}\text{N}$ ,  $^{16}\text{N}^m$  at 120 keV above ground state. The multiplet is exceptionally composed of the  $0^-$   $^{16}\text{N}^m$ ,  $^{16}\text{O}^i$ ,  $^{16}\text{F}$  triplet. The influence on the IMME fitted results is to lower the isovector component of the Coulomb energy by 60 keV and to raise the isovectorial component by the same amount.

#### 5. IMME fits and results

A few simple data selection rules, discussed in the next paragraph, were applied to the datasets before fitting the multiplets and extracting the IMME coefficients. Quadratic, and higher order IMME coefficients are tabulated in Appendix F.

##### 5.1. Data selection

Establishing the degree of isospin purity of nuclear levels requires detailed measurements of all formation and decay channels. Energy levels of the same spin-parity but, most probably, neighbours in isospin may interfere constructively and/or destructively, resulting in the displacement of the hypothetical

pure levels to fragmented, isospin-mixed, states. Fragmentation is observed more readily for  $A > 40$  and at higher excitation energies, where the greater density of levels increases the probability of inducing this effect. Fragmented levels are also seen to occur in very lightweight nuclei, where shell effects play a more dominant role in each of the individual multiplet members. Higher order terms in both the  $b$  and  $c$  coefficients are thought to reflect the existence of internally fragmented states [12]. Experimentally observed fragmented levels have been measured in the  $T = 2$  multiplets for  $A = 44, 48, 52, 56$  and  $60$ . In the  $A = 56$  multiplet in particular, all the excited states are fragmented. Consequently, it is not possible to simply apply the IMME since there is an inherent one-mass to one-IAS supposition. The unfragmented masses may be used to predict the position of a hypothetical unfragmented pure isospin state and its position with respect to the experimentally observed fragmented energy levels may be useful in guiding theoretical calculations. Isospin mixing may also be the consequence of higher order Coulomb effects, showing up experimentally via higher IMME terms, and the study of Coulomb displacement energies extracted from neighbouring IAS is a valuable source of experimental information for theoretical studies [26].

In the particular case of the  $T = 1, A = 8$  triplet, which includes the very exotic  ${}^8\text{Be}^i 2^+$  excited state, spectroscopic studies [27] show that this state is fragmented into two,  $T = 0$  and  $T = 1$  isospin-mixed components separated by  $296 \pm 3$  keV making the IMME difficult to apply. The treatment of fragmented states constitutes an ongoing study and requires a mixture of experimental and theoretical input to go further.

In the present study all known fragmented states were excluded from the IAS fitting procedures, with the exception of  ${}^{52}\text{Fe}^j$  where there may be a fragmented doublet separated by 4 keV, which is smaller than the mass precision of  $\pm 6$  keV.

## 5.2. Data fitting

Even if higher order terms provide a better fit to the data, the first three  $a, b, c$  coefficients should remain relatively stable. That is, the higher order corrective terms should be added to the basic function, and so the mass  $M$ :

$$M = a + bT_z + cT_z^2 \quad (10)$$

and

$$M = a + bT_z + cT_z^2 + dT_z^3 \quad (11)$$

should have equivalent  $a, b$  and  $c$  values within the general tendencies, then, the  $d$  coefficient can be considered to be the amplitude of a higher order correcting term. When possible, tests for non-zero  $eT_z^4$  terms were also tried. A non-zero coefficient is defined with respect to a  $\pm 3\sigma$  limit, for example  $d = 0.15 \pm 0.06$  is compatible with zero, whereas  $0.15 \pm 0.01$  implies a non-zero value. All results are shown in the final tables in Appendix F but the interpretation of results in the text uses this basic criterion.

### 5.3. Precision and Convergence

An unusual situation occurs in the  $T = 3/2$  series for  $A = 41$  where the very high data precision on  $^{41}\text{K}$ , of  $\pm 0.004$  keV, “fixes” this data point, effectively reducing the fit by one degree of freedom. To obtain a fully converged fit for the coefficients and, more importantly in this case, the associated errors, the  $^{41}\text{K}$  experimental error bar was empirically changed to 0.01. The central fit values remain unchanged by this adjustment and the IMME coefficient errors are considered to be artificially increased. A higher order fit requires even more freedom in the experimental precision to converge, so, although  $a$ ,  $b$ ,  $c$  and  $d$  coefficients could be extracted, they do not reflect the high precision of the data. It is concluded that the higher order model is not a good fit to the data.

Another unusual case is the  $T = 2, A = 40$  quintuplet where there is simultaneously one very precise ground state value for  $^{40}\text{Ar}$  at  $\pm 0.0022$  keV and a relatively less well known mass excess for  $^{40}\text{Ti}$  with an error bar at  $\pm 160$  keV. Changing the error on  $^{40}\text{Ar}$  allows the error bars of the second order IMME fit to converge, but is still too stringent for higher order approaches to succeed. When the  $^{40}\text{Ar}$  error is artificially increased to  $\pm 0.05$  keV, the higher order fits converge, but the  $d$  coefficient then works out at  $0.34 \pm 1.17$  keV, and is negligible within a  $\pm 3\sigma$  criteria. The  $T = 2, A = 40$  multiplet is therefore best described by a second order IMME and the associated fit errors are considered to be artificially increased. A more precise measurement of the  $^{40}\text{Ti}$  ground state mass would be of use in this particular case.

### 5.4. Individual cases

#### 5.4.1. $T = 1, A = 44$

The fit to the  $^{44}\text{Sc}$ ,  $^{44}\text{Ti}^i$ ,  $^{44}\text{V}$  ( $J^\pi=2^+$ ) triplet returns a doubtful negative  $c$  coefficient of  $-26 \pm 91$  keV. The original  $^{44}\text{V}$  mass excess data of  $-23980 + 80 - 380$  keV [28] has been evaluated in AME2012 at a value of  $-24120 \pm 180$  keV, with symmetrized error bars. The experimental resolving power was insufficient to separate the  $^{44}\text{V}$  ground state from a suspected isomeric state, inducing a systematic error of  $270 \pm 100$  keV. It is highly probable that this is the source of the unusual negative valued  $c$  coefficient. Estimations are made for this case in section 6.5.

The possibility of fragmentation of the  $^{44}\text{Ti}^i$  state is unlikely, with no observed fragmented  $T = 1$  states at higher masses. This can be understood from the generally lower excited states involved in these multiplets.

The current case remains unsolved and a more precise measurement of the  $^{44}\text{V}$  ground state is necessary to move forward.

#### 5.4.2. $T = 3/2, A = 9$

The  $A = 9, 3/2^-$  multiplet has an unambiguously non-zero  $d$  coefficient and has been discussed in detail recently [29]. A shift in the energy levels of  $^9\text{B}^i$  and  $^9\text{Be}^i$  due to isospin mixing with a nearby  $T = 1/2$  state is shown to reproduce the experimental observations. Considering the other lightweight case of  $^8\text{Be}$ , where the two fragments show up separated by nearly 300 keV, a detailed



spectroscopic study of  ${}^9\text{B}$  and  ${}^9\text{Be}$  focussed on the identification of  $T = 1/2$  and  $T = 3/2$  isospin mixed fragments, and the relative strengths, would be of great interest in resolving this case.

#### 5.4.3. $T = 3/2, A = 11$

This quadruplet is listed in table E.5 as having four experimentally defined masses. The quadratic function returns results out-with the normal smooth systematic tendencies. If all four data points are fitted, the  $T_z = -1/2$  component is calculated to be 170 keV below the general curve, more than  $4\sigma$  away from the expected value. The inclusion of a cubic term significantly alters the  $b$  and  $c$  coefficients, by  $-200$  keV and  $-60$  keV, respectively. This casts doubts on the  ${}^{11}\text{C}^i$  and  ${}^{11}\text{B}^i$  masses.

Eliminating  ${}^{11}\text{C}^i$  from the fit results in a  $c$  value of  $162 \pm 10$  keV, which is compared to  $58 \pm 26$  keV obtained by removing  ${}^{11}\text{B}^i$  from the fit. Using the latter result implies an estimated mass excess for  ${}^{11}\text{C}^i$  of 22602 keV, more than 200 keV below observations. Consequently, it is concluded there is an unresolved problem within this multiplet and the problem most probably resides in the identification of the  $T_z = -1/2$   ${}^{11}\text{C}^i$  IAS. The current  ${}^{11}\text{B}^i$  IAS mass is retained since it results in IMME coefficients within the general tendencies. This question was explored in [33] where it was concluded that “the  $\frac{1}{2}^+$ ,  $T = \frac{3}{2}$  states in  ${}^{11}\text{B}$  and  ${}^{11}\text{C}$  have been misidentified”.

New experimental data for  ${}^{11}\text{B}^i$ , where the attributed spin-parity is still ambiguous, and for a more precise determination of  ${}^{11}\text{C}^i$ , would be of benefit, the priority being on  ${}^{11}\text{C}^i$ .

#### 5.4.4. $T = 3/2, A = 53$

Although the  $A = 53$  multiplet returns a non-zero  $d$  coefficient, the precision of the other coefficients is degraded and the central values shifted significantly when compared to the second order approach. Since the third order fit does not result in a simple correction to the lower order case, the second order fit is taken to be the best description of the data.

#### 5.4.5. $T = 3/2, A = 55, 57, 59$

${}^{55}\text{Co}^i$ ,  ${}^{57}\text{Ni}^i$ ,  ${}^{59}\text{Cu}^i$  are observed to be fragmented and the two remaining data points in each multiplet are not sufficient for second order fits.

#### 5.4.6. $T = 2$

The  $T = 2$  quintuplet measurements range from  $A = 8$  to  $A = 60$ , and after the data selection (discussed in section 5.1), there remains 16 datasets, of which 13 are 4-nucleon ( $4n$ ) systems and three are  $(4n + 2)$ . Up to  $A = 40$  most of the  $(4n)$  multiplets are complete, with the exception of  $A = 16$  and  $A = 28$  where only four points are known experimentally. The missing data are experimentally difficult to access, corresponding to extremely short-lived particle-unbound states.

#### 5.4.7. $T = 2, A = 8$

The  $A = 8$  multiplet has the unique distinction of having significant  $d$  and  $e$  coefficients, so including a fourth order correcting term. The cubic  $d$  coefficient is  $9.42 \pm 1.88$  keV with a reduced  $\chi^2 = 0.600$  and a 44% probability of being the correct model for the data. Allowing for a higher order term, leads to  $d = 8.47 \pm 0.14$  keV and  $e = 1.40 \pm 0.07$  keV. The precision of the fit for the other coefficients is an order of magnitude higher, with the  $bT_z$  and  $cT_z^2$  terms conceding 2 keV and 4 keV to accommodate the extra  $eT^4$  term. So, although the fourth order fit is fully constrained, it also appears to provide the best fit to the data.

This system has been the subject of recent discussion [34] where a different  $^8\text{C}$  ground state mass is used. A theoretical and experimental investigation of this unusual case would be of help in identifying any potential problems with what appears to be an exceptional result. Higher precision measurements of  $^8\text{C}$  and  $^8\text{B}$  would also clarify whether or not this result is merely an artefact of the experimental resolution.

#### 5.4.8. $T = 2, A = 32$

The  $A = 32$  result stands apart as being the unique example where a third order fit has a 96% probability of being the correct model for the data. The  $d$  coefficient amounts to some  $0.89 \pm 0.11$  keV, an order of magnitude smaller than that of the  $A = 8$  multiplet.

All of the excited states are evaluated by ENSDF and, since 2006, the masses have significantly shifted by  $-3.17, -0.35, -0.17, -3.1, 0.2$  keV going from  $T_z = 2$  to  $T_z = -2$  ( $^{32}\text{Si}$  to  $^{32}\text{Ar}$ ). The second order fit fails with a  $\chi^2/n = 31.7$  and less than 0.1% probability of being the correct model. The fourth order fits give non-zero  $d$  and  $e$  coefficients, but do not provide a better fit to the data. They are statistically insignificant considering the associated errors, and are eliminated based on the  $\pm 3\sigma$  selection criterion.

The source of non-zero  $d$  and  $e$  coefficients is not unambiguously resolved, and recent theoretical discussion [35] points again to isospin mixing as being a more probable generator of higher order coefficients than higher order Coulomb and charge effects alone [29].

#### 5.4.9. $T = 2, A = 52$

The four experimentally determined states includes  $^{52}\text{Co}^i$ , identified through its proton decay to  $^{51}\text{Fe}$  [36]. In the original work, the authors doubt the value attributed to the  $^{52}\text{Co}$  ground state when deducing the IAS excitation energy, but do not exclude the possibility of missing  $\gamma$  decay energy in the experimental measurement. In this work, when this data point is included in the IMME fit, the quadratic  $c$  coefficient result is unusual, at  $c = 156.36 \pm 3.31$  keV, roughly 25 keV below the general tendencies. When a third order term is included the  $c$  coefficient falls to  $101 \pm 10$  keV and returns a non-zero  $d$  coefficient of  $28.82 \pm 4.47$  keV. The higher order term is not considered as a valid correction to the IMME since the  $c$  coefficient is not stable. However, using only the

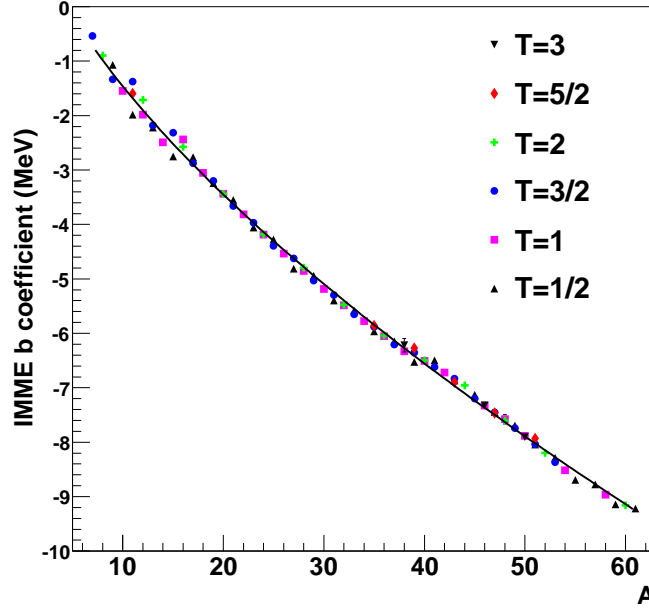


Figure 1: IMME  $b$  coefficients extracted from best fits. The full line is the global averaged function  $b = \Delta_{nH} - 0.979K + 0.702$  MeV where  $K = 0.720 \times (A - 1)/A^{1/3}$  MeV, inspired directly from the homogeneously charged spherical model.

other three data points, which includes the pivotal  $T_z=0$   $^{52}\text{Fe}^j$  state, returns coefficients in keeping with the overall trends.  $^{52}\text{Co}^i$  is excluded from the final IMME fit, however it is included in the IAS table E.6. The predicted  $^{52}\text{Co}^i$  mass is discussed in section 6.5.

#### 5.4.10. $T = 3, A = 54$

A particular case that was rejected from the IAS fitting procedure is the  $T = 3, A = 54$  multiplet consisting of three neutron-rich experimentally determined members  $^{54}\text{Cr}$ ,  $^{54}\text{Mn}^i$  and  $^{54}\text{Fe}^j$ , and no observed fragmented states. However, the most excited  $T_z=0$  state in  $^{54}\text{Co}$  defines the IMME  $a$  coefficient and its absence, coupled with the lack of information on the proton-rich side implies that the IMME shape is not sufficiently well defined for a convincing IMME fit.

A measurement of the highly excited  $T = 3$   $^{54}\text{Co}^k$  state and of  $^{54}\text{Ni}^j$ ,  $^{54}\text{Cu}^i$  or the very exotic  $^{54}\text{Zn}$  would be a unique contribution to the currently sparse data.

## 6. Global IMME coefficients

As initially suggested by Wigner and built upon over the years [37], the  $b$  coefficients should provide first-order effects of the Coulomb energy. In order

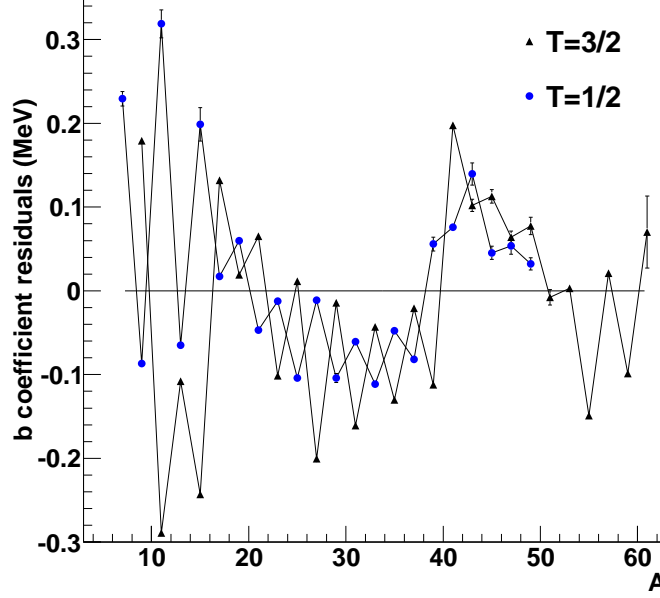


Figure 2: Pronounced “staggering” effect that naturally appears in the IMME  $b$  residuals. The residual values shown are calculated with respect to an averaged linear function:  $b = 0.720 \times A^{2/3} + 1.868$  MeV. Similar staggering appears in the  $c$  coefficient values, reflecting the underlying  $4n$  substructure.

to extract underlying symmetries we adopt the logic described by Jänecke in a key paper [38], based on the assumption that the nucleus may be taken to be a homogeneously charged sphere.

The Coulomb energy  $E_C$  can then be written as

$$E_C = \frac{3e^2}{5R} Z(Z-1) \simeq \frac{3e^2}{5r_0 A^{1/3}} \left[ \frac{A}{4}(A-2) + (1-A)T_z + \frac{1}{3}T_z^2 \right] \quad (12)$$

Then, we can write

$$E_C^{(0)} = \frac{3e^2 A(A-2)}{20r_0 A^{1/3}} \quad E_C^{(1)} = -\frac{3e^2(A-1)}{5r_0 A^{1/3}} \quad E_C^{(2)} = \frac{e^2}{5r_0 A^{1/3}} \quad (13)$$

and so we expect  $b \simeq \Delta_{nH} - 0.720 \times (A-1)/A^{1/3}$  taking  $e^2 = 1.44$  MeV.fm and  $r_0 = 1.2$  fm. Similar reasoning leads to  $c \simeq 0.720 \times A^{-1/3}$  MeV.

### 6.1. Global $b$ function

A simple averaged and unweighted  $A^{2/3}$  linear fit returns a slope of 720 keV, in agreement with the first order spherical nucleus model, and a global offset

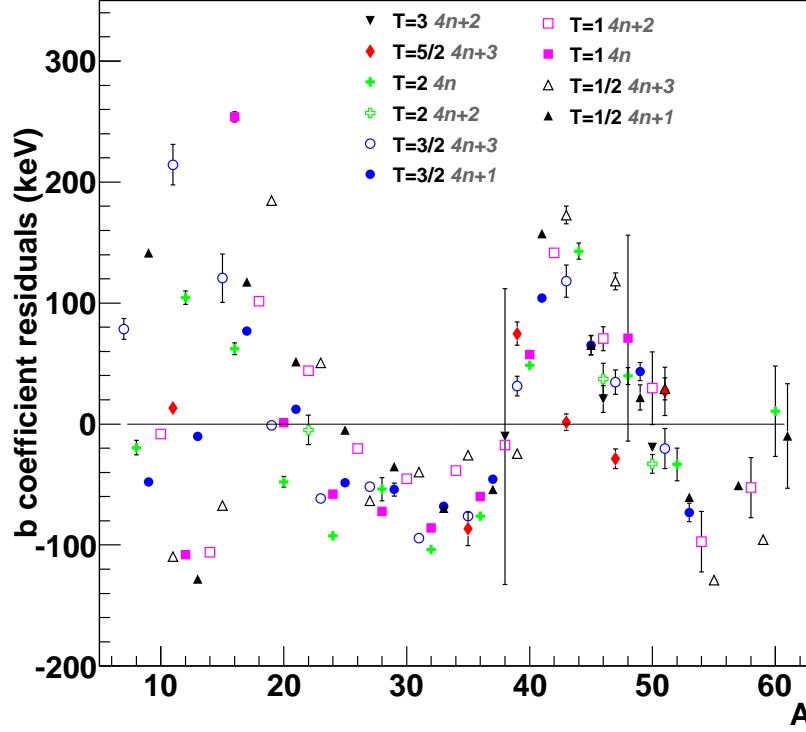


Figure 3: Residual  $b$  coefficients separated into  $(4n)$  groups follow similar patterns.

of 1868 keV, of which 782 keV is the  $n$ - $^1\text{H}$  mass difference. Initially, the global straight line dependency of the  $b$  coefficients was subtracted from the individual experimental data points to filter out the dominant term and reveal the underlying residual  $b$  coefficient shape. However, a natural “staggering” effect [38] appears, as shown in figure 2, which is larger for  $T = 1/2$  and  $T = 3/2$  multiplets. The oscillations between the two datasets also appear to be out phase. The effect is more pronounced for lower  $A$ , and gradually washes out beyond  $A \sim 40$ .

The more complete  $(A - 1)/A^{1/3}$  spherical model gives a better description of the data, and is shown as a full line in figure 1. Separating the multiplets into 4-nucleon systems  $(4n)$ , removes the “staggering” and makes it possible to establish more precise global fits to the data. The spherical description  $b \simeq \Delta_{nH} - 720 \times S_b \times (A - 1)/A^{1/3} + C_b$ , is fitted to the data, leaving  $S_b$  and  $C_b$  as free parameters.  $S_b = 1$  implies perfect agreement between the model and the data. The results are shown in table 1 and the residual values, with respect to the individual data points, are shown in figure 3. The global tendencies lead to  $b$

residuals which are seen to follow smooth, similar shapes. A large dispersion in the values is observed at lower  $A$ , but this dispersion is greatly reduced at higher  $A$ . The coefficient values  $S_b$  show that the spherical nucleus hypothesis is good to within 3% for most multiplet groups,  $T = 1/2, (4n + 3)$  being the exception. It is worth noting that the  $T = 3/2, (4n + 3)$  and  $T = 2, (4n)$  multiplets are spherical to within 0.5% and return nearly identical results.

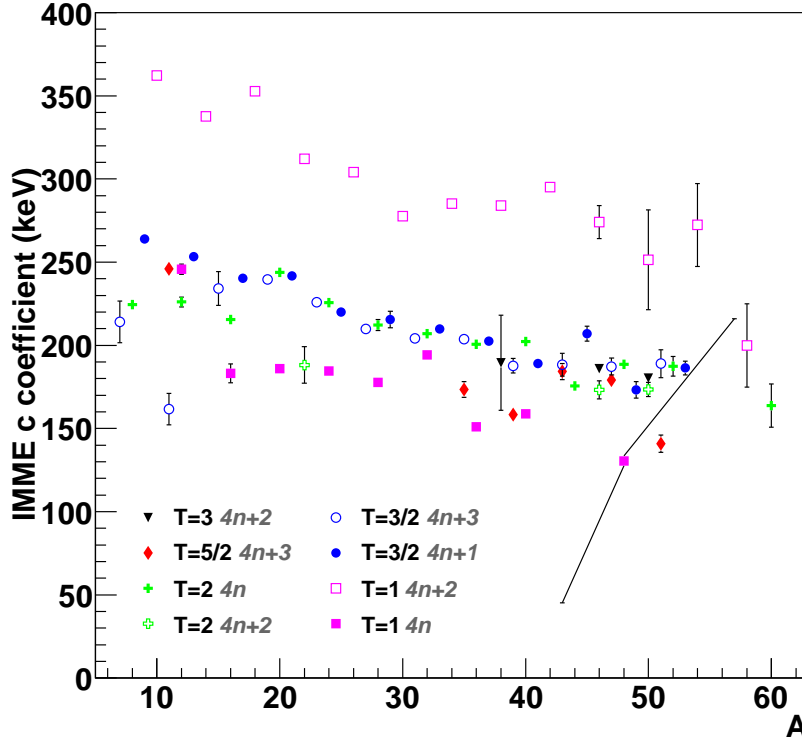


Figure 4: IMME  $c$  coefficients extracted from best fits. The large  $\pm 85$  keV error associated with the  $T = 1, A = 48$  multiplet has been distorted to avoid overlapping with other data.

Finally, a global averaged fit is calculated from the the results of each individual multiplet and  $(4n)$  group, excluding that of the  $T = 3$  multiplet which covers a very limited range in  $A$ . The final function fixes  $S_b = 0.979$  and  $C_b = 702$  keV, as drawn in figure 1 and may be used for rough calculations.

### 6.2. Global $c$ function

The extracted IMME  $c$  coefficients, which show a natural “staggering” shape for  $T = 1$  multiplets, were also filtered into  $(4n)$  groups and are shown in figure 4.

Isospin ( $T$ )	( $4n$ ) subgroup	$S_b$	$C_b$ (keV)
1/2	( $4n + 1$ )	0.975	708
1/2	( $4n + 3$ )	0.958	446
1	( $4n$ )	0.987	754
1	( $4n + 2$ )	0.971	601
3/2	( $4n + 1$ )	0.973	627
3/2	( $4n + 3$ )	0.993	845
2	( $4n$ )	0.995	845
2	( $4n + 2$ )	0.975	676
5/2	( $4n + 3$ )	0.981	789
3	( $4n + 2$ )	1.016	1060

Table 1: Linear fits to the IMME  $b$  coefficients based on the homogeneous spherical nucleus model,  $b \simeq \Delta_{nH} - 720 \times S_b \times (A - 1)/A^{1/3} + C_b$  keV.

The  $T = 1, (4n)$  and  $(4n + 2)$  groups separate out, all groups following similar  $A$ -dependent, smoothly decreasing shapes. The homogeneously charged spherical model gives interesting results for this tensor term since, when fitted to the approximate  $720 * A^{-1/3}$  keV function, more than 93% of the expected strength is observed for  $T = 1$  and in the limited  $A$  range available for  $T = 3$ . For the other cases, 58% to 68% of the strength is observed.

Better fits to each multiplet are obtained from the model  $c \simeq 3 \times (260 S_c/A^{1/3} + C_c)$  with  $S_c$  and  $C_c$  as free parameters of the fit, and take the values listed in table 2.

Global averaged, linear  $A$ -dependent functions, accurate to within  $\pm 20$  keV, are obtained by using the basic spherical description  $3 \times (260 \times 0.630/A^{1/3} + G)$  keV, where the only free parameter is  $G$ . The individual  $G$  values are listed in the last column of table 2. Finally, a general, but crude estimate is given by  $c_{general} \simeq 3 \times (260 \times 0.630/A^{1/3} + 21.5)$  keV, shifted by +85 keV and -42.5 keV for  $T = 1, (4n + 2)$  and  $(4n)$  datasets, respectively.

### 6.3. IMME $|b/c|$

Within the confines of our simple model, the  $|b/c|$  ratio is expected to evolve linearly as a function of  $A - 1$ . This is seen to be roughly the case, however, as can be seen in figure 6, there are clearly other underlying structures. The changes in slope are tied in to the extra constant terms found from the fits. The coefficient ratio is roughly  $|b/c| = 0.96 * (A - 1) - 2.8$  with an extra 20% on the slope for  $T = 1, (4n)$  and 20% less for the  $T = 1, (4n + 2)$  group, and is reasonable for crude calculations.

### 6.4. IMME $d$ coefficients

Non-zero cubic contributions are observed in very few cases after application of the  $\pm 3\sigma$  filter. The most probable set of coefficients for  $A = 9$  and  $T = 3/2$  involves a  $d$  coefficient of  $9.42 \pm 1.88$  keV. The result for  $A = 53$ , with a

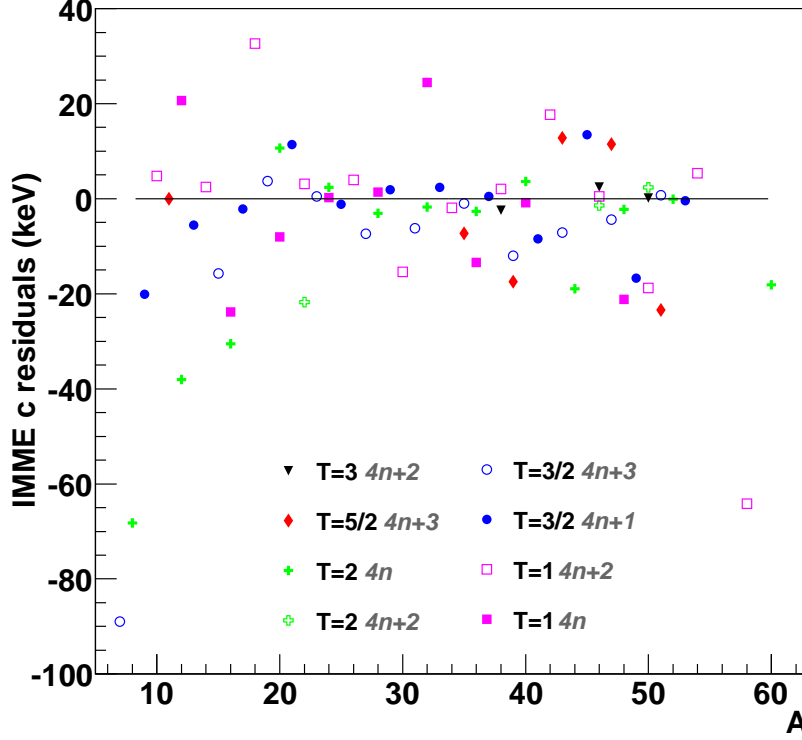


Figure 5:  $c$  coefficient residuals between individual IMME values and the global  $c$  function  $c_{general} \simeq 3 \times (260 \times 0.630/A^{1/3} + G)$  keV, based on the spherical model of the Coulomb energy tensor component.  $G$  values, for each multiplet and  $(4n)$  group, are given in table 2. Better results can be obtained using the individual  $c$  parametrizations with the values as listed in the columns  $S_c$  and  $C_c$  of the same table.

less precise value of  $d = 40 \pm 10$  keV, would benefit from higher resolution measurements, especially in the determination of the  $^{53}\text{Co}^i$  mass excess.

In the  $T = 2$  dataset, the well documented case for  $A = 8$  returns  $d = 9.42 \pm 1.88$  keV and is discussed in paragraph 5.4.2. Finally, the exceptional  $T = 2, A = 32$ , as discussed in paragraph 5.4.8, returns  $d = 0.89 \pm 0.11$  keV, a result which is as yet unexplained and is the most intriguing case that requires further experimental investigation.

### 6.5. Mass Predictions

Using the unrounded IMME coefficients listed in Appendix F, unmeasured masses can be estimated to tens of keV precision. The  $T = 3/2$  multiplet mass excess estimates are all  $T_z = -1/2$  IAS and in keV are:  $^{15}\text{O}^i = 14029 \pm 10$  keV,  $^{39}\text{Ca}^i = -20905 \pm 10$  keV,  $^{43}\text{Ti}^i = -25126 \pm 10$  keV,  $^{47}\text{Cr}^i = -30400 \pm$



Isospin ( $T$ )	( $4n$ ) subgroup	$S_c$	$C_c$ (keV)	$G$ (keV)
1	( $4n$ )	0.946	-15.34	9
1	( $4n + 2$ )	0.681	45.42	49
3/2	( $4n + 1$ )	0.583	25.92	22
3/2	( $4n + 3$ )	0.681	17.86	22
2	( $4n$ )	0.627	21.96	22
2	( $4n + 2$ )	0.241	41.94	16
5/2	( $4n + 3$ )	0.615	15.49	14
3	( $4n + 2$ )	0.992	-4.53	19

Table 2: Linear fits to the IMME  $c$  coefficients based on the homogeneous spherical nucleus model,  $c \simeq 3 \times (260 S_c/A^{1/3} + C_c)$ , with  $e^2 = 1440$  keV.fm,  $r_0 = 1.2$  fm.  $S_c$  and  $C_c$  are the parameters of the fit. Fixing  $S_c = 0.630$ , provides a general function  $c_{general} \simeq 3 \times (260 \times 0.630/A^{1/3} + G)$ , good to within  $\pm 20$  keV. The  $G$  values of the general function are listed in the last column, and the associated residual values in figure 5.

50 keV,  $^{51}\text{Fe}^i = -35760 \pm 50$  keV. The  $T = 2$  missing nuclides are estimated as  $^{16}\text{F}^i = 20773 \pm 10$  keV and  $^{28}\text{Si}^j = -1263 \pm 10$  keV. The errors are estimated from a detailed study of the capacity of the IMME to predict known masses. As a rough guide, for excited IAS up to  $A = 44$  the predictions are accurate to  $\pm 10$  keV, and 50 keV thereafter.

The IMME  $b$  and  $c$  coefficients can be estimated from the global trends. However, estimating the  $a$  coefficient, a term which is not only independent of  $T_z$  but is also the dominating term, is more problematic. For integer valued multiplets the  $N = Z$  IAS is exactly the  $a$  coefficient value and is consequently a valuable source of information. However, in the present case the missing data are all at high internal excitation levels where fragmentation due to isospin mixing is more probable. Experimentally, these states are expected to be very short-lived particle unbound states and may remain inaccessible.

Nonetheless, there are some interesting cases, discussed in the following paragraphs, that can be estimated using the global coefficient trends.

#### 6.5.1. $T_z = -1, ^{44}\text{V}$ ground state

from the  $T = 1, (4n)$  multiplet description one would expect a primary  $b$ -value of  $\sim -7120$  keV associated with a  $b$  residual estimated at  $\sim 100 - 160$  keV leading to  $b \sim -6960$  keV to  $-7020$  keV. The  $c$  coefficient is estimated from the average of the  $A = 40$  and  $48, (4n)$  values at  $c \sim 145$  keV, leading to an estimated mass excess of  $-23777$  keV to  $-23837$  keV, some 150 keV to 200 keV higher than the experimental result of  $-23980 + 80 - 380$  keV for this isomer contaminated odd-odd nucleus.

#### 6.5.2. $T_z = -1, ^{52}\text{Co}^i$

The straight line of the  $T = 2, |b/c|$  ratio, as shown in figure 6, can also be used to identify outlying cases. Excluding  $^{52}\text{Co}^i$  from the IMME fit returns a  $|b/c|$  value that lies along the  $T = 2$  diagonal. Using the IMME results, as given

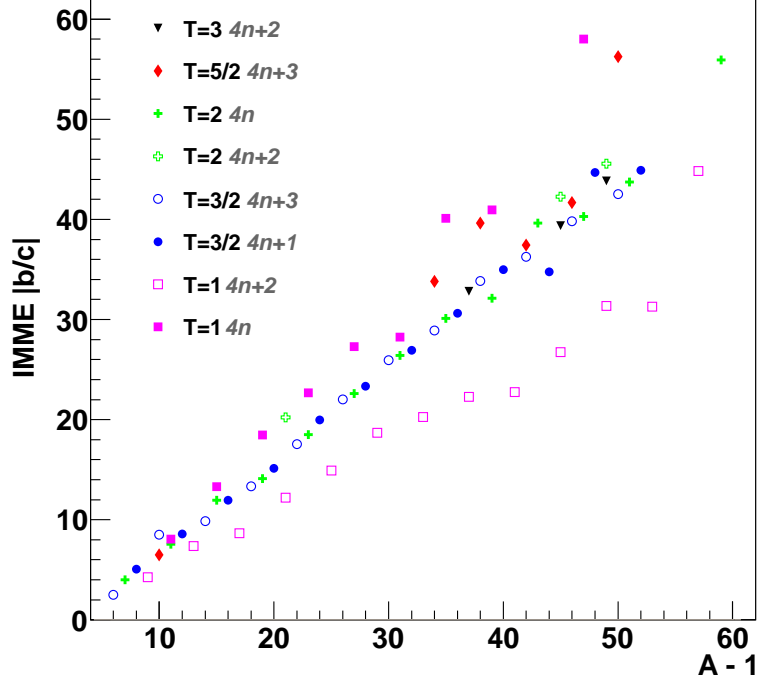


Figure 6: Ratio of  $b$  to  $c$  coefficients. The homogeneously charged sphere model predicts a linear dependency as a function of  $A - 1$ . There is agreement to first order, but there are clearly other underlying structures.

in table F.12, the mass excess for  $^{52}\text{Co}^i$  is expected to be  $-31590 \pm 50$  keV, 26 keV lower than, but in good agreement with, the current AME2012 value.

An estimation based on the global tendencies is less precise and in this case the  $T = 2, A = 52$  coefficients are estimated at  $a = \Delta M(^{52}\text{Fe}^j)$ ,  $b = -8162$  keV with negligible residual, and  $c = 197$  keV, leading to a mass excess of  $-31416$  keV, some 150 keV above the current AME2012 value.

## 7. Summary

Experimental data, accumulated over more than 50 years of fundamental research, have been organised into isobaric multiplets and presented for  $T=1$  to  $T=4$  datasets. The  $T=1/2$  mirror ground states are as found in AME2012. A few particular cases have been corrected and updated with respect to AME2012 and NUBASE2012. The spin-parity attributions of the multiplets are unambiguous and, in the absence of isospin mixing, many previously estimated spin-parities can now be fixed on the basis of IAS membership. IMME coefficients

have been extracted whenever possible and fragmented states, requiring further study, have not been included in the IMME tables. The IMME coefficients, from quadratic and higher degree polynomial fits are given, as unrounded values, for use in calculations for  $T = 1/2$  to  $T = 3$  multiplets. Higher order IMME contributions are observed for  $A = 8$  and  $A = 9$ , where a better identification of possibly fragmented states would clarify these cases. The cubic contribution for  $A = 32$  is confirmed with this evaluated and adjusted dataset. Individual multiplet IAS coefficients have been used to predict currently unmeasured masses. Global tendencies have been extracted allowing to estimate the coefficients of unmeasured IAS multiplets, and may be used for rough calculations. Key nuclides, allowing to complete the IAS multiplets, have been highlighted throughout the text, and several mass predictions have been made. It is hoped that this work will be useful in both theoretical and experimental work.

## 8. Acknowledgements

We are greatly indebted to A.H. Wapstra who, throughout his lifetime, kept detailed notes on IAS and which were the starting point for this work. One of us thanks Piet Van Isacker from GANIL, in France, for his many illuminating discussions that were made possible thanks to the generous invitation of the Kavli Institute for Theoretical Physics, CAS, Beijing, China during April 2013.

## References

- [1] R.G.T. Zegers *et al.*, Phys.Rev.C 74 (2006) 024309, and references therein.
- [2] M.B. Tsang *et al.*, Phys.Rev.C 86 (2012) 015803.
- [3] P. Danielewicz and J. Lee, Nucl.Phys. A. (in press, avail. online Nov. 2013).
- [4] J.C.Hardy and I.S.Towner, Phys.Rev.C 79 (2009) 0555052.
- [5] G. Audi *et al.*, Chinese Physics C,36 (2012) 1287-1602.
- [6] M. Wang *et al.*, Chinese Physics C 36 (2012) 1603-2014.
- [7] Evaluated Nuclear Structure Data File, <http://www.nndc.bnl.gov/ensdf>.
- [8] G. Audi *et al.*, Chinese Physics C 36 (2012) 1157-1286.
- [9] E. Wigner, Phys.Rev. 51, (1937) 106; L. Eisenbud and E.P. Wigner, in *Nuclear Structure*, Princeton University Press (1958) No.58-8562.
- [10] W.M. MacDonald, Phys.Rev. 98 (1955) 60; 100 (1955) 51; 101 (1955) 271; J. Jänecke, Phys.Rev. 147 (1966) 735.
- [11] Proc. Robert A. Welch Found. Conf. 1 (1957) 67-91; reproduced in *Nuclear Analogue States*, Benchmark Papers in Nuclear Physics Vol.1, Editors D. Robson and J.D. Fox, John Wiley&Sons, ISBN 0-470-15141-2.

- [12] E. Wigner, p.39 of reference [11].
- [13] E. Wigner, p.91 of reference [11].
- [14] W.M. MacDonald, Phys.Rev. 100 (1955) 51; 101 (1955) 271.
- [15] A.M. Lane, J.M. Soper, Nucl.Phys. 37 (1962) 663-678.
- [16] Yi Hua Lam *et al.*, ADNDT 99 (2013) 680-703.
- [17] M.S. Antony and A. Pape, Phys.Rev.C 30 (1984) 1286-1292.
- [18] M.S. Antony, J. Britz, J.B. Bueb, A. Pape, ADNDT 33 (1985) 447-478.
- [19] M.S. Antony, J. Britz, A. Pape, ADNDT 34 (1986) 279-299.
- [20] J. Britz, A. Pape, M.S. Antony, ADNDT 69 (1998) 125-129.
- [21] F.D. Becchetti, D. Dehnhard, T.G. Dzubay, Nucl.Phys.A 168 (1971) 151.
- [22] J.A. Nolen and J.P. Schiffer, Ann.Rev.Nucl.Sci. 19 (1969) 471.
- [23] J.M. Freeman *et al.*, Nucl.Phys. 65 (1965) 113-129.
- [24] J.M. Freeman *et al.*, Phys.Lett. 17 (1965) 317-319.
- [25] D.H. Wilkinson, Phil. Mag. 1 (1956) 379-392.
- [26] N. Auerbach, Physics Reports 98 (1983) 273-341.
- [27] D.R. Tilley *et al.*, Nucl.Phys. A 745 (2004) 155.
- [28] J. Stadlmann *et al.*, Phys.Lett. B 586 (2004) 27.
- [29] M. Brodeur *et al.*, Phys.Rev.Lett. 108 (2012) 212501.
- [30] B.A. Watson *et al.*, Nucl.Phys. A 173 (1971) 634.
- [31] S. Utku *et al.*, Phys.Rev.C 57 (1998) 2731.
- [32] C.D. Nesaraja *et al.*, Phys.Rev. C 75 (2007) 055809.
- [33] R. Sherr, H.T. Fortune, Phys.Rev. C 64 (2001) 064307.
- [34] R.J. Charity *et al.*, Phys.Rev. C 84 (2011) 051308(R).
- [35] A. Signoracci *et al.*, Phys.Rev. C 84 (2011) 031301(R).
- [36] C. Dossat *et al.*, Nucl.Phys. A 792 (2007) 18.
- [37] S.M. Lenzi and M.A. Bently, Lect. Notes Phys. 764 (2009) 57-98.
- [38] J. Jänecke, Phys.Rev. 147 (1966) 735.
- [39] Y. Fujita *et al.*, Nucl.Phys.A 435 (2003) 7.

- [40] H. Ikegami *et al.*, Nucl.Phys. A 329 (1979) 84.
- [41] H. Nann *et al.*, Phy.Rev.C 18 (1978) 1619.
- [42] S. Galès *et al.*, Nucl.Phys. A 268 (1976) 257.
- [43] M.F. Jager *et al.*, Phys.Rev. C 86 (2012) 011304 ; Erratum Phys.Rev.C 86 (2012) 059902.
- [44] P. Decowski *et al.*, Nucl.Phys.A 302 (1978) 186.
- [45] S.E.A. Orrigo *et al.*, AIP Conf. Proc. 1491 (2012) 81-84.
- [46] T. Teranishi *et al.*, Phys.Lett. B 407 (1997) 110-114.
- [47] R.J. Charity *et al.*, Phys.Rev. C 86 (2012) 041307.
- [48] A. Guichard *et al.*, Phys.Rev. C 12 (1975) 1109.
- [49] Y. Okuma *et al.*, RCNP (Osaka) Ann.Rept.1984 (1985) 108.
- [50] W. Bohne *et al.*, Nucl.Phys. A 245 (1975) 107.

## Appendix A. Special IAS Notation

The IAS states studied here are all analogue ground states given that each multiplet is delimited by ground state nuclei. In order to differentiate between ground and excited states new notation has been introduced in the AME. The  $A = 36, T = 1$  and  $T = 2$  IAS multiplets are used to illustrate the new naming convention. The lowest lying excited IAS are labelled with a superscript  $i$  and the higher IAS levels with  $j$ . The  $T = 1$  triplet is then  $^{36}\text{Cl}$ ,  $^{36}\text{Ar}^i$  and  $^{36}\text{K}$ , whereas the  $T = 2$  quintuplet is composed of  $^{36}\text{S}$ ,  $^{36}\text{Cl}^i$ ,  $^{36}\text{Ar}^j$ ,  $^{36}\text{K}^i$  and  $^{36}\text{Ca}$ .

## Appendix B. Isomeric Exceptions

Some IAS are also isomeric states, and this has led to some difficulties in having a unified and simple notation system. In the AME successively higher isomeric states are labelled with  $m$  and  $n$  superscripts. Although this work focuses on IAS, the isomeric states are of a more fundamental nature and so the isomer labels are used in preference to the IAS labelling scheme. The three cases affected by this are  $^{16}\text{N}^i$ ,  $^{26}\text{Al}^i$  and  $^{38}\text{K}^i$  and are each labelled with an  $m$  superscript.

## Appendix C. $N = Z, T = 1$ ground state Exceptions

These ground states are exceptional since they do not follow the general convention that the lowest lying energy level is  $T = 0$ , but have  $T = 1$ . In these particular cases it is the  $T = 1$  ground state which is the IAS. However, following standard conventions, the ground state has no particular label. There are 7 cases affected by this they are  $^{34}\text{Cl}$ ,  $^{42}\text{Sc}$ ,  $^{46}\text{V}$ ,  $^{50}\text{Mn}$ ,  $^{54}\text{Co}$ ,  $^{62}\text{Ga}$  and  $^{70}\text{Br}$ , they are all  $J^\pi = 0^+$  states, and in the IAS notation would all carry an  $i$  superscript.

## Appendix D. Changes with respect to AME2012 and NUBASE2012

### Data withdrawn

Three  $T = 3/2$  IAS were mistakenly included in NUBASE2012. They are  $^{43}\text{Ti}^i$  and  $^{47}\text{Cr}^i$  for which no original data source could be found.  $^{19}\text{Ne}^i$  was initially included as it was thought to be a possible IAS candidate even though the  $J^\pi$  of  $3/2^+$  [7] does not agree with the expected  $5/2^+$ . We confirm that not only is it incompatible in  $J^\pi$  but also in energy, and is withdrawn. It has been replaced by new data.

In the  $T = 3$  multiplets,  $^{54}\text{Fe}^j$  was extracted from a published paper [50] for AME2012 but has no clear IAS identification in the original work, and is removed from the current dataset. No data source could be located for the NUBASE2012  $^{44}\text{Ca}^i$  state, and it is removed.

### Data added

The mass excess of  $^{31}\text{S}^i$ , a member of the  $T = 3/2$  multiplet, has been updated

with respect to that in NUBASE2012. The updated value leads to an excitation energy of  $6280.60 \pm 0.16$  keV for this state.

$^{12}\text{N}^i$  is updated using reference [43],  $^{11}\text{B}^j$  is from reference [47], and there is supplementary  $^{56}\text{Cu}^i$  data from [45].  $^{19}\text{Ne}^i$  data from [31] has been included, and the spin-parity attribution tentatively assigned in [32] is confirmed here.

### Notation

Some states were incorrectly labelled in AME2012 and NUBASE2012 and have been corrected in this paper and are summarized in table D.3. The correct labels, as they should have been attributed, are given in column 2. It is underlined that the associated numerical data is not affected by these changes.

AME2012	Corrected Label	Multiplet
$^{16}\text{N}^j$	$^{16}\text{N}^i$	$T = 2$ IAS of $^{16}\text{C}$ .
$^{28}\text{Si}^i$	$^{28}\text{Si}^j$	Not the $T = 2$ IAS of $^{28}\text{Mg}$ .
$^{28}\text{Si}^j$	$^{28}\text{Si}^i$	$T = 1$ IAS of $^{28}\text{Al}$ .
$^{34}\text{Ar}^i$		$T = 2$ state, not $T = 3$ .
$^{42}\text{Sc}^i$	$^{42}\text{Sc}^m$ or $^{42}\text{Sc}^n$	probably an isomer.

Table D.3: Corrected IAS labels. The  $^{28}\text{Si}^j$  state in the central column would be expected to have  $J^\pi = 0^+$  and  $T = 2$ , but is attributed  $J^\pi = 3^+$  and  $T = 1$ . It is therefore not, as previously thought, an IAS.

## Appendix E. IAS adjusted experimental masses

### Explanation of tables

Nuclide	Nuclidic name: mass number $A = N + Z$ and element symbol. Elements with upper suffix ‘ $i$ ’, ‘ $j$ ’ are IAS assignments	
Mass excess	Mass excess $[M(\text{in u}) - A]$ , in keV, and its one standard deviation uncertainty as given in AME2012 [6]. Rounding-off policy: in cases where the furthest-left significant digit in the error is larger than 3, values and errors are rounded-off, but not to more than tens of keV. (For example: $2345.67 \pm 2.78 \rightarrow 2345.7 \pm 2.8$ , $2345.67 \pm 4.68 \rightarrow 2346 \pm 5$ , but $2346.7 \pm 468.2 \rightarrow 2350 \pm 470$ ).	
Excitation energy	Energy difference, in keV, between levels adopted as higher levels and the ground state (gs), accompanied by its one standard deviation uncertainty, as given in AME2012 when derived from the AME, otherwise as given by ENSDF. The rounding-off policy is the same as for the mass excesses.	
$J^\pi$	( )	Spin and parity: uncertain spin and/or parity.
	#	Deduced, not measured.
$T_z$	Isospin projection of isobaric analogue states (IAS).	
	frg	Experimentally observed fragmented levels.
Data Source	MD	mass doublet
	RQ	reaction $Q$ -value
	p, 2p	one-, two-proton decay
	Two-digit number	Year of ENSDF file archive

*Remarks.* All ground state masses are from AME2012. The source of the associated spin-parity data is given as a two-digit number in the Data Source column.  
Excited states are either from ENSDF or from reaction data. In most cases the reaction data  $Q$ -value also exists in the ENSDF archives.  
Spin-parities are from ENSDF or deduced from IAS multiplets.



Table E.4: Adjusted IAS masses of  $T = 1$  multiplets.

Nuclide	Mass Excess		Excitation		$J^\pi$	$T_z$	Data
	(keV)		Energy (keV)				Source
${}^6\text{He}$	17592.09	0.05			$0^+$	1	02
${}^6\text{Li}^i$	17649.76	0.10	3562.88	0.10	$0^+$	0	02
${}^6\text{Be}$	18375	5			$0^+$	-1	02
${}^8\text{Li}$	20945.80	0.05			$2^+$	1	05
${}^8\text{Be}^i$	21568	3	16626	3	$2^+$	frg	1
${}^8\text{B}$	22921.6	1.0			$2^+$	-1	
${}^{10}\text{Be}$	12607.49	0.08			$0^+$	1	07
${}^{10}\text{B}^i$	13790.8	0.4	1740.05	0.04	$0^+$	0	07
${}^{10}\text{C}$	15698.8	0.4			$0^+$	-1	07
${}^{12}\text{B}$	13369.4	1.3			$1^+$	1	00
${}^{12}\text{C}^i$	15108	3	15108	3	$1^+$	0	RQ 00
${}^{12}\text{N}$	17338.1	1.0			$1^+$	-1	00
${}^{14}\text{C}$	3019.893	0.004			$0^+$	1	01
${}^{14}\text{N}^i$	5176.007	0.010	2312.590	0.010	$0^+$	0	01
${}^{14}\text{O}$	8007.46	0.11			$0^+$	-1	01
${}^{16}\text{N}^m$	5804.3	2.3	120.42	0.12	$0^-$	1	99
${}^{16}\text{O}^i$	8059	4	12796	4	$0^-$	0	RQ 99
${}^{16}\text{F}$	10680	8			$0^-$	-1	99
${}^{18}\text{O}$	-782.8156	0.0007			$0^+$	1	96
${}^{18}\text{F}^i$	1914.7	0.5	1041.55	0.08	$0^+$	0	96
${}^{18}\text{Ne}$	5317.6	0.4			$0^+$	-1	96
${}^{20}\text{F}$	-17.463	0.030			$2^+$	1	98
${}^{20}\text{Ne}^i$	3230.5	2.0	10272.5	2.0	$2^+$	0	RQ 98
${}^{20}\text{Na}$	6850.6	1.1			$2^+$	-1	98
${}^{22}\text{Ne}$	-8024.714	0.018			$0^+$	1	05
${}^{22}\text{Na}^i$	-4524.36	0.21	657.16	0.12	$0^+$	0	05
${}^{22}\text{Mg}$	-399.9	0.3			$0^+$	-1	05

 $T = 1$  *cont'd.* . .

<sup>1</sup>strongest frg; other: 296(3) higher I(16626)/I(16922)=1.22 in  ${}^6\text{Li}({}^6\text{Li},\text{a})$  and 1.15 in  ${}^{10}\text{B}(\text{d},\text{a})$ ; see [27] p.213.

Table E.4 cont'd. . .

Nuclide	Mass Excess		Excitation		$J^\pi$	$T_z$	Data
	(keV)		Energy (keV)				Source
$^{24}\text{Na}$	-8417.96	0.04			$4^+$	1	07
$^{24}\text{Mg}^i$	-4417.29	0.04	9516.28	0.04	$(4^+)$	0	07
$^{24}\text{Al}$	-47.6	1.1			$4^+$	-1	07
$^{26}\text{Mg}$	-16214.546	0.030			$0^+$	1	00
$^{26}\text{Al}^m$	-11981.81	0.07	228.305	0.013	$0^+$	0	MD 00
$^{26}\text{Si}$	-7140.98	0.11			$0^+$	-1	00
$^{28}\text{Al}$	-16850.53	0.12			$3^+$	1	01
$^{28}\text{Si}^i$	-12176.87	0.10	9315.92	0.10	$3^+$	0	01 <sup>2</sup>
$^{28}\text{P}$	-7147.7	1.2			$3^+$	-1	01
$^{30}\text{Si}$	-24432.961	0.022			$0^+$	1	10
$^{30}\text{P}^i$	-19523.6	0.3	677.01	0.03	$0^+$	0	10
$^{30}\text{S}$	-14059.0	0.4			$0^+$	-1	10
$^{32}\text{P}$	-24304.87	0.04			$1^+$	1	11
$^{32}\text{S}^i$	-19014.1	0.4	7001.4	0.4	$1^+$	0	11
$^{32}\text{Cl}$	-13334.7	0.6			$1^+$	-1	11
$^{34}\text{S}$	-29931.69	0.04			$0^+$	1	12
$^{34}\text{Cl}$	-24440.09	0.05			$0^+$	0	12
$^{34}\text{Ar}$	-18378.29	0.08			$0^+$	-1	12
$^{36}\text{Cl}$	-29522.02	0.04			$2^+$	1	12
$^{36}\text{Ar}^i$	-23620.5	0.3	6611.0	0.3	$2^+$	0	12
$^{36}\text{K}$	-17417.1	0.3			$2^+$	-1	12
$^{38}\text{Ar}$	-34714.82	0.19			$0^+$	1	08
$^{38}\text{K}^m$	-28670.61	0.20	130.15	0.04	$0^+$	0	MD 08
$^{38}\text{Ca}$	-22058.50	0.19			$0^+$	-1	08
$^{40}\text{K}$	-33535.49	0.06			$4^-$	1	04
$^{40}\text{Ca}^i$	-27188.21	0.05	7658.18	0.05	$4^-$	0	04 <sup>3</sup>
$^{40}\text{Sc}$	-20523.3	2.8			$4^-$	-1	04

 $T = 1$  cont'd. . .<sup>2</sup> erratum NUBASE2012.<sup>3</sup> AHW: Original 7658.23(0.05) recalibrated -0.05 keV for  $^{27}\text{Al}+\text{p}$  resonances.

**Table E.4 cont'd...**

Nuclide	Mass Excess		Excitation		$J^\pi$	$T_z$	Data
	(keV)		Energy (keV)				Source
$^{42}\text{Ca}$	−38547.24	0.15			$0^+$	1	01
$^{42}\text{Sc}$	−32121.14	0.17			$0^+$	0	01
$^{42}\text{Ti}$	−25104.66	0.28			$0^+$	−1	01
$^{44}\text{Sc}$	−37816.0	1.8			$2^+$	1	11
$^{44}\text{Ti}^i$	−30942.2	0.9	6606.4	0.5	$2^+$	0	11
$^{44}\text{V}$	−24120	180			$(2)^+$	−1	11 <sup>4</sup>
$^{46}\text{Ti}$	−44127.0	0.3			$0^+$	1	00
$^{46}\text{V}$	−37074.6	0.3			$0^+$	0	00
$^{46}\text{Cr}$	−29474	20			$0^+$	−1	10
$^{48}\text{V}$	−44476.8	1.0			$4^+$	1	06
$^{48}\text{Cr}^i$	−37029	7	5792.77	0.24	$4^+$	0	06
$^{48}\text{Mn}$	−29320	170			$4^+$	−1	06
$^{50}\text{Cr}$	−50261.7	0.9			$0^+$	1	10
$^{50}\text{Mn}$	−42627.2	0.9			$0^+$	0	10
$^{50}\text{Fe}$	−34490	60			$0^+$	−1	10
$^{54}\text{Fe}$	−56253.9	0.5			$0^+$	1	06
$^{54}\text{Co}$	−48009.3	0.5			$0^+$	0	06
$^{54}\text{Ni}$	−39220	50			$0^+$	−1	06
$^{58}\text{Ni}$	−60228.2	0.5			$0^+$	1	10
$^{58}\text{Cu}^i$	−51464.1	0.7	202.99	0.24	$0^+$	0	10
$^{58}\text{Zn}$	−42300	50			$0^+$	−1	10

<sup>4</sup>Probably gs and isomer mix. See text, paragraph 5.4.1.

Table E.5: Adjusted IAS masses of  $T = 3/2$  multiplets.

Nuclide	Mass Excess		Excitation		$J^\pi$	$T_z$	Data
	(keV)		Energy (keV)				
$^7\text{He}$	26073	8			$(3/2)^-$	3/2	03
$^7\text{Li}^i$	26150	30	11250	30	$3/2^-$	1/2	RQ 03
$^7\text{Be}^i$	26750	30	10980	30	$3/2^-$	-1/2	RQ 03
$^7\text{B}$	27677	25			$(3/2)^-$	-3/2	03
$^9\text{Li}$	24954.90	0.19			$3/2^-$	3/2	06
$^9\text{Be}^i$	25738.9	1.8	14390.5	1.8	$3/2^-$	1/2	RQ 06 <sup>5</sup>
$^9\text{B}^i$	27071.1	2.3	14654.7	2.5	$3/2^-$	-1/2	RQ 06 <sup>6</sup>
$^9\text{C}$	28911.0	2.1			$(3/2^-)$	-3/2	06
$^{11}\text{Be}$	20177.17	0.24			$1/2^+$	3/2	12
$^{11}\text{B}^i$	21228	9	12560	9	$1/2^+, (3/2^+)$	1/2	RQ 12 <sup>7</sup>
$^{11}\text{C}^i$	22810	40	12160	40	$1/2^+$	-1/2	RQ 06 <sup>8</sup>
$^{11}\text{N}$	24300	50			$1/2^+$	-3/2	12
$^{13}\text{B}$	16562.1	1.1			$3/2^-$	3/2	00
$^{13}\text{C}^i$	18233.8	1.1	15108.8	1.1	$3/2^-$	1/2	RQ 00
$^{13}\text{N}^i$	20410.59	0.18	15065.1	0.3	$3/2^-$	-1/2	RQ 00
$^{13}\text{O}$	23115	10			$(3/2^-)$	-3/2	00
$^{15}\text{C}$	9873.1	0.8			$1/2^+$	3/2	02
$^{15}\text{N}^i$	11717	4	11615	4	$1/2^+$	1/2	RQ 02
$^{15}\text{F}$	16810	60			$1/2^+$	-3/2	02
$^{17}\text{N}$	7870	15			$1/2^-$	3/2	99
$^{17}\text{O}^i$	10270.02	0.17	11078.78	0.17	$1/2^-$	1/2	RQ 99
$^{17}\text{F}^i$	13144.7	1.9	11193.0	1.9	$1/2^-$	-1/2	RQ 99
$^{17}\text{Ne}$	16500.5	0.4			$1/2^-$	-3/2	99
$^{19}\text{O}$	3332.9	2.6			$5/2^+$	3/2	96
$^{19}\text{F}^i$	6052.2	0.9	7539.6	0.9	$5/2^+$	1/2	96
$^{19}\text{Ne}^i$	9252	9	7500	9	$(5/2^+)$	-1/2	RQ <sup>9</sup>
$^{19}\text{Na}$	12929	11			$5/2^+\#$	-3/2	96

 $T = 3/2$  cont'd. . .<sup>5</sup>possibly isospin mixed [29].<sup>6</sup>possibly isospin mixed [29].<sup>7</sup>Spin/Parity not resolved. See text, paragraph 5.4.3.<sup>8</sup>Possibly fragmented [30]. Possibly misidentified [33].<sup>9</sup>Update to AME2012, data from [31], spin/parity from [32].

Table E.5 cont'd. . .

Nuclide	Mass Excess		Excitation		$J^\pi$	$T_z$	Data
	(keV)		Energy (keV)				
$^{21}\text{F}$	-47.6	1.8			5/2+	3/2	04
$^{21}\text{Ne}^i$	3127.4	1.4	8859.2	1.4	(3/2,5/2)+	1/2	04
$^{21}\text{Na}^i$	6790	4	8975	4	5/2+	-1/2	p 04
$^{21}\text{Mg}$	10914	16			5/2+	-3/2	04
$^{23}\text{Ne}$	-5154.04	0.10			5/2+	3/2	07
$^{23}\text{Na}^i$	-1638.66	0.15	7891.19	0.15	5/2+	1/2	07
$^{23}\text{Mg}^i$	2328.9	1.6	7802.2	1.4	5/2+	-1/2	07
$^{23}\text{Al}$	6748.1	0.3			5/2+	-3/2	07
$^{25}\text{Na}$	-9357.8	1.2			5/2+	3/2	09
$^{25}\text{Mg}^i$	-5405.8	0.3	7787.0	0.3	5/2+	1/2	09
$^{25}\text{Al}^i$	-1015.0	1.9	7901.2	1.8	5/2+	-1/2	RQ 09
$^{25}\text{Si}$	3827	10			5/2+	-3/2	09
$^{27}\text{Mg}$	-14586.61	0.05			1/2+	3/2	11
$^{27}\text{Al}^i$	-10383.0	0.7	6813.8	0.7	1/2+	1/2	11
$^{27}\text{Si}^i$	-5759.5	2.3	6624.9	2.3	1/2+	-1/2	RQ 11
$^{27}\text{P}$	-722	26			1/2+	-3/2	11
$^{29}\text{Al}$	-18204.7	0.9			5/2+	3/2	12
$^{29}\text{Si}^i$	-13605	5	8290	5	5/2+	1/2	12
$^{29}\text{P}^i$	-8570.7	2.5	8381.7	2.4	5/2+	-1/2	RQ 12
$^{29}\text{S}$	-3160	50			5/2+ $\#$	-3/2	12
$^{31}\text{Si}$	-22949.04	0.04			3/2+	3/2	01
$^{31}\text{P}^i$	-18059.7	1.7	6380.8	1.7	3/2+	1/2	01
$^{31}\text{S}^i$	-12761.92	0.26	6280.60	0.16	3/2+	-1/2	13
$^{31}\text{Cl}$	-7070	50			3/2+	-3/2	01
$^{33}\text{P}$	-26337.3	1.1			1/2+	3/2	11
$^{33}\text{S}^i$	-21106.06	0.13	5479.79	0.13	1/2+	1/2	11
$^{33}\text{Cl}^i$	-15454.9	0.5	5548.4	0.4	1/2+	-1/2	RQ 11
$^{33}\text{Ar}$	-9384.3	0.4			1/2+	-3/2	11
$^{35}\text{S}$	-28846.22	0.04			3/2+	3/2	11
$^{35}\text{Cl}^i$	-23359.06	0.22	5654.48	0.22	3/2+	1/2	11
$^{35}\text{Ar}^i$	-17474.7	0.7	5572.66	0.15	3/2+	-1/2	11
$^{35}\text{K}$	-11172.9	0.5			3/2+	-3/2	11

 $T = 3/2$  cont'd. . .

Table E.5 cont'd. . .

Nuclide	Mass Excess		Excitation		$J^\pi$	$T_z$	Data
	(keV)		Energy (keV)				Source
$^{37}\text{Cl}$	-31761.52	0.05			3/2+	3/2	12
$^{37}\text{Ar}^i$	-25956	6	4992	6	3/2+	1/2	RQ 12
$^{37}\text{K}^i$	-19749.9	0.8	5050.3	0.8	3/2+	-1/2	RQ 12
$^{37}\text{Ca}$	-13136.1	0.6			3/2+#	-3/2	12
$^{39}\text{Ar}$	-33242	5			7/2-	3/2	06
$^{39}\text{K}^i$	-27261.2	2.0	6546	2	7/2-	1/2	06
$^{39}\text{Sc}$	-14173	24			7/2-#	-3/2	06
$^{41}\text{K}$	-35559.543	0.004			3/2+	3/2	02 <sup>10</sup>
$^{41}\text{Ca}^i$	-29320.7	0.9	5817.2	0.9	3/2+	1/2	02
$^{41}\text{Sc}^i$	-22704	3	5939	3	3/2+	-1/2	p 02
$^{41}\text{Ti}$	-15698	28			3/2+	-3/2	02
$^{43}\text{Ca}$	-38408.82	0.23			7/2-	3/2	01
$^{43}\text{Sc}^i$	-31956	3	4232	4	7/2-	1/2	RQ 01
$^{43}\text{V}$	-17920	40			7/2-#	-3/2	01
$^{45}\text{Sc}$	-41071.2	0.7			7/2-	3/2	08
$^{45}\text{Ti}^i$	-34290	3	4719	3	7/2-	1/2	RQ 08
$^{45}\text{V}^i$	-27090	9	4791	12	7/2-	-1/2	p 08
$^{45}\text{Cr}$	-19510	40			7/2-#	-3/2	08
$^{47}\text{Ti}$	-44936.4	0.4			5/2-	3/2	07
$^{47}\text{V}^i$	-37855.5	0.3	4150.35	0.11	5/2(-)	1/2	07
$^{47}\text{Mn}$	-22570	30			5/2-#	-3/2	07
$^{49}\text{V}$	-47961.0	0.9			7/2-	3/2	08
$^{49}\text{Cr}^i$	-40569	6	4764	5	(7/2)-	1/2	08 <sup>11</sup>
$^{49}\text{Mn}^i$	-32804	18	4833	20	(7/2-)	-1/2	p 08
$^{49}\text{Fe}$	-24751	24			(7/2-)	-3/2	08
$^{51}\text{Cr}$	-51451.1	0.9			7/2-	3/2	06
$^{51}\text{Mn}^i$	-43792.1	1.7	4451.4	1.5	7/2-	1/2	RQ 06
$^{51}\text{Co}$	-27340	50			7/2-#	-3/2	06

$T = 3/2$  cont'd. . .

<sup>10</sup>error adjusted to  $\pm 0.01$  keV in fitting process. See text, paragraph 5.3.

<sup>11</sup>strongest component surrounded by several weak  $l=3$  lines; [39] cannot confirm IAS identity and frgs.

**Table E.5 cont'd...**

Nuclide	Mass Excess		Excitation		$J^\pi$	$T_z$	Data
	(keV)		Energy (keV)				Source
$^{53}\text{Mn}$	-54689.0	0.6			7/2-	3/2	09
$^{53}\text{Fe}^i$	-46697	3	4250	3	7/2-	1/2	09
$^{53}\text{Co}^i$	-38264	18	4395	18	(7/2-)	-1/2	p 09
$^{53}\text{Ni}$	-29631	25			7/2-#	-3/2	09
$^{55}\text{Fe}$	-57480.6	0.5			3/2-		09
$^{55}\text{Co}^i$	-49307.9	0.5	4721.44	0.10	3/2-	frg	09 <sup>12</sup>
$^{55}\text{Cu}$	-31640	160			3/2-#		08
$^{57}\text{Co}$	-59344.9	0.6			7/2-		98
$^{57}\text{Ni}^i$	-50844.4	1.0	5238.8	0.7	7/2-	frg	98 <sup>13</sup>
$^{57}\text{Cu}^i$	-42009	25	5299	25	7/2-	-1/2	p
$^{59}\text{Ni}$	-61156.1	0.5			3/2-		02
$^{59}\text{Cu}^i$	-52472.2	2.2	3885.5	2.1	3/2-	frg	02 <sup>14</sup>
$^{61}\text{Cu}$	61983.8	1.0			3/2-	3/2	99
$^{61}\text{Ga}^i$	-43770	30	3360	50	(3/2-)	-1/2	p 09
$^{65}\text{Ga}$	-62657.3	0.8			3/2-	3/2	10
$^{65}\text{As}^i$	-43451	17	3490	90	(3/2-)	-1/2	p 10

<sup>12</sup>strongest frg (spect. factor 0.45); other 26.69(0.15) higher (sf 0.37).

<sup>13</sup>strongest frg; others 98(7)keV lower(5.5%) 128(7)keV higher(10.0%) [40] and also, in [41] strongest frg; others 104(5)keV lower, 129(5)keV higher.

<sup>14</sup>[42]: strongest fragment (spec. factor 0.6); other 21(6) (sf 0.4) higher.

Table E.6: Adjusted IAS masses of  $T = 2$  multiplets.

Nuclide	Mass Excess		Excitation		$J^\pi$	$T_z$	Data
	(keV)		Energy (keV)				Source
$^8\text{He}$	31609.68	0.09			0+	2	05
$^8\text{Li}^i$	31768	5	10822	5	0+	1	RQ 05
$^8\text{Be}^j$	32436.0	2.0	27494.3	2.0	0+	0	RQ 05
$^8\text{B}^i$	33546	8	10624	8	0+	-1	RQ 05
$^8\text{C}$	35064	18			0+	-2	05
$^{12}\text{Be}$	25077.8	1.9			0+	2	00
$^{12}\text{B}^i$	26088	19	12719	19	0+	1	RQ 00
$^{12}\text{C}^j$	27595.0	2.4	27595.0	2.4	0+	0	RQ 00
$^{12}\text{N}^i$	29536	28	12196	28	(0+)#	-1	2p <sup>15</sup>
$^{12}\text{O}$	31915	24			0+	-2	00
$^{16}\text{C}$	13694	4			0+	2	99
$^{16}\text{N}^i$	15613	7	9929	7	0+	1	RQ 99 <sup>16</sup>
$^{16}\text{O}^j$	17984	4	22721	4	0+	0	RQ 99
$^{16}\text{Ne}$	23986	20			0+	-2	99
$^{20}\text{O}$	3796.2	0.9			0+	2	98
$^{20}\text{F}^i$	6503	3	6521	3	0+	1	RQ 98
$^{20}\text{Ne}^j$	9690.9	2.8	16732.8	2.8	0+	0	RQ 98
$^{20}\text{Na}^i$	13375	14	6525	14	0+	-1	p 98
$^{20}\text{Mg}$	17559	27			0+	-2	98
$^{22}\text{F}$	2793	12			(4+)	2	05
$^{22}\text{Ne}^i$	6035	20	14060	20	(4+)	1	p 05
$^{22}\text{Mg}^i$	13648	14	14048	14	(4)+	-1	p 05
$^{24}\text{Ne}$	-5951.6	0.5			0+	2	07
$^{24}\text{Na}^i$	-2450.59	0.14	5967.37	0.13	0+	1	07
$^{24}\text{Mg}^j$	1502.8	0.6	15436.4	0.6	0+	0	07
$^{24}\text{Al}^i$	5900	3	5948	4	0+	-1	p 07
$^{24}\text{Si}$	10744	19			0+	-2	07
$^{26}\text{Na}$	-6861	4			3+	2	00
$^{26}\text{Si}^i$	5926	11	13067	11	3+	-1	p 00

 $T = 2$  cont'd. . .<sup>15</sup>from [43].<sup>16</sup>Erratum NUBASE2012 p.1181.



Table E.6 cont'd...

Nuclide	Mass Excess		Excitation		$J^\pi$	$T_z$	Data
	(keV)		Energy (keV)				Source
$^{28}\text{Mg}$	-15018.7	2.0			0+	2	09
$^{28}\text{Al}^i$	-10858.1	0.4	5992.4	0.4	0+	1	01
$^{28}\text{P}^i$	-1260	20	5887	20	0+	-1	p 01
$^{28}\text{S}$	4070	160			0+	-2	06
$^{32}\text{Si}$	-24077.69	0.30			0+	2	11
$^{32}\text{P}^i$	-19232.43	0.07	5072.44	0.06	0+	1	11
$^{32}\text{S}^j$	-13967.57	0.28	12047.96	0.28	0+	0	11
$^{32}\text{Cl}^i$	-8288.4	0.7	5046.3	0.3	0+	-1	11
$^{32}\text{Ar}$	-2200.4	1.8			0+	-2	11
$^{34}\text{P}$	-24548.7	0.8			1+	2	12
$^{34}\text{Ar}^i$	-10444	5	7934	5	1+ $\#$	-1	RQ 12 <sup>17</sup>
$^{36}\text{S}$	-30664.12	0.19			0+	2	12
$^{36}\text{Cl}^i$	-25222.35	0.04	4299.667	0.014	(0)+	1	12
$^{36}\text{Ar}^j$	-19379.4	1.2	10852.1	1.2	0+	0	RQ 12
$^{36}\text{K}^i$	-13134.6	2.4	4282.4	2.4	0+	-1	p 12
$^{36}\text{Ca}$	-6450	40			0+	-2	12
$^{40}\text{Ar}$	-35039.8946	0.0022			0+	2	04 <sup>18</sup>
$^{40}\text{K}^i$	-29151.5	0.3	4384.0	0.3	0+	1	04
$^{40}\text{Ca}^j$	-22858.4	1.0	11988	1	0+	0	04
$^{40}\text{Sc}^i$	-16164	6	4359	6	0+	-1	p 04
$^{40}\text{Ti}$	-8850	160			0+	-2	04
$^{44}\text{Ca}$	-41468.7	0.3			0+	2	11
$^{44}\text{Sc}^i$	-35038.2	2.5	2778	3	0+	1	RQ 11
$^{44}\text{Ti}^j$	-28210.6	2.1	9338	2	0+	frg	11 <sup>19</sup>
$^{44}\text{V}^i$	-21124	13	2990	180	0+ $\#$	-1	p
$^{46}\text{Sc}$	-41760.5	0.7			4+	2	00
$^{46}\text{Ti}^i$	-34961	7	9166	7	4+	1	RQ 00
$^{46}\text{Cr}^i$	-20323	15	9151	25	(4+)	-1	p 10

 $T = 2$  cont'd...<sup>17</sup>Erratum AME2012.<sup>18</sup>changed to  $\pm 0.0065$  keV in fitting process. See text, paragraph 5.3.<sup>19</sup>strongest frg 9338(2); other 40(2) lower.

Table E.6 cont'd. . .

Nuclide	Mass Excess		Excitation		$J^\pi$	$T_z$	Data
	(keV)		Energy (keV)				Source
$^{48}\text{Ti}$	-48491.7	0.4			0+	2	06
$^{48}\text{V}^i$	-41457.9	0.4	3018.9	0.9	(0)+	1	RQ 06
$^{48}\text{Cr}^j$	-34062	15	8760	17	0+	frg	RQ 06 <sup>20</sup>
$^{48}\text{Mn}^i$	-26259	14	3060	170	0#+	-1	p 06
$^{50}\text{V}$	-49223.9	0.9			6+	2	10
$^{50}\text{Cr}^i$	-41835	7	8427	7	6+	1	RQ 10
$^{50}\text{Fe}^i$	-26016	14	8470	60	(6+)	-1	p 10
$^{52}\text{Cr}$	-55418.1	0.6			0+	2	07
$^{52}\text{Mn}^i$	-47784	5	2923	5	0+	1	RQ 07
$^{52}\text{Fe}^j$	-39775	6	8557	9	0+	frg	RQ 07 <sup>21</sup>
$^{52}\text{Co}^i$	-31564	13	2430#	200#	0+	-1	p <sup>22</sup>
$^{56}\text{Fe}$	-60606.4	0.5			0+	2	11
$^{56}\text{Co}^i$	-52447	9	3593	9	(0+)	frg	RQ 11 <sup>23</sup>
$^{56}\text{Ni}^j$	-43963	4	9944	4	0+	frg	RQ <sup>24</sup>
$^{56}\text{Cu}^i$	-35120	30	3120#	200#	(0+)	frg	p <sup>25</sup>
$^{60}\text{Ni}$	-64472.5	0.5			0+	2	03
$^{60}\text{Cu}^i$	-55803	5	2541	5	(0+)	1	RQ 03
$^{60}\text{Zn}^j$	-46806	24	7367	24	0+	0	RQ 03
$^{64}\text{Zn}$	-66003.8	0.7			0+	2	07
$^{64}\text{Ga}^i$	-56925.7	2.5	1907.1	2.2	(0+)	1	RQ 07

<sup>20</sup>strongest frg; other: 10(15)keV lower.

<sup>21</sup>probably fragmented, unresolved doublet separated by 4 keV [44].

<sup>22</sup>See [36] for detailed discussion. Not used in IMME.

<sup>23</sup>strongest frg (cross section 115); other 70(9) keV lower (xs=55).

<sup>24</sup>strongest frg; others 68(6) and 98(6) keV higher.

<sup>25</sup>Updated in reference [45] with improved precision; strongest frg (strength 3.4); Weaker frg 86(70) keV lower (strength 0.6).

Table E.7: Adjusted IAS masses of  $T = 5/2$  multiplets.

Nuclide	Mass Excess		Excitation		$J^\pi$	$T_z$	Data	
	(keV)		Energy (keV)				Source	
$^{11}\text{Li}$	40728.3	0.6			3/2-	5/2	12	
$^{11}\text{Be}^i$	41337.2	20.0	21160	20	(3/2-)#	3/2	RQ	<sup>26</sup>
$^{11}\text{B}^j$	42438	80	33570	80	(3/2-)#	1/2	RQ	<sup>27</sup>
$^{23}\text{F}$	3310	50			5/2+	5/2	07	
$^{23}\text{Al}^i$	18530	60	11780	60	(5/2)+	-3/2	p	07
$^{27}\text{Na}$	-5518	4			5/2+	5/2	11	
$^{27}\text{P}^i$	12010	30	12730	40	5/2+	-3/2	2p	11
$^{31}\text{Al}$	-14955	20			5/2+	5/2	01	
$^{31}\text{Cl}^i$	5256	3	12320	50	3/2+	-3/2	2p	01
$^{35}\text{P}$	-24857.8	1.9			1/2+	5/2	11	
$^{35}\text{S}^i$	-19691	10	9155	10	(1/2,9/2)+	3/2	RQ	11 <sup>28</sup>
$^{35}\text{K}^i$	-2110	40	9060	40	3/2+	-3/2	2p	
$^{37}\text{S}$	-26896.41	0.20			7/2-	5/2	12	
$^{37}\text{Cl}^i$	-21539.7	0.3	10221.8	0.3	7/2-	3/2	RQ	12
$^{39}\text{Cl}$	-29800.2	1.7			3/2+	5/2	06	
$^{39}\text{Ar}^i$	-24161	7	9081	9	(3/2,5/2)+	3/2	RQ	06
$^{39}\text{Sc}^i$	-5344	28	8830	40	(3/2-)	-3/2	2p	
$^{41}\text{Ar}$	-33067.5	0.3			7/2-	5/2	02	
$^{41}\text{K}^i$	-27210	15	8349	15	7/2-	3/2	RQ	02 <sup>29</sup>
$^{43}\text{K}$	-36575.4	0.4			3/2+	5/2	01	
$^{43}\text{Ca}^i$	-30414	14	7995	14	(3/2)+	3/2	RQ	01
$^{43}\text{V}^i$	-9718	15	8200	50	3/2+	-1/2	p	
$^{45}\text{Ca}$	-40812.2	0.4			7/2-	5/2	08	
$^{45}\text{Sc}^i$	-34372	15	6699	15	7/2-	3/2	08	

 $T = 5/2$  cont'd. . .<sup>26</sup>[46]. Addition to AME2012.<sup>27</sup>Update from [47].<sup>28</sup>From  $^{37}\text{Cl}(p, ^3\text{He})$  in [48].<sup>29</sup>ENSDF 5/2<sup>-</sup>, 7/2<sup>-</sup> and  $T = 3/2$ ; Adopted as IAS of  $^{41}\text{Ar}$  gs in NUBASE2102.

**Table E.7 cont'd...**

Nuclide	Mass Excess		Excitation		$J^\pi$	$T_z$	Data	
	(keV)		Energy (keV)				Source	
$^{47}\text{Sc}$	-44335.6	2.0			7/2-	5/2	07	
$^{47}\text{Ti}^i$	-37587.4	0.8	7349.0	0.7	7/2-	3/2	07	
$^{47}\text{Mn}^i$	-15193	24	7370	40	7/2-#	-3/2	p 07	
$^{51}\text{V}$	-52203.7	0.9			7/2-	5/2	06	
$^{51}\text{Cr}^i$	-44838	5	6613	5	7/2-	3/2	RQ 06	
$^{51}\text{Co}^i$	-21050	60	6300	80	7/2-#	-3/2	p 07	
$^{53}\text{Cr}$	-55285.9	0.6			3/2-	5/2	09	
$^{53}\text{Mn}^i$	-47715	4	6974	4	3/2-	3/2	RQ 09	
$^{57}\text{Fe}$	-60181.2	0.5			1/2-	5/2	98	
$^{57}\text{Co}^i$	-52091.6	0.6	7253.4	0.6	1/2-	3/2	RQ	
$^{59}\text{Co}$	-62229.1	0.5			7/2-	5/2	02	
$^{59}\text{Ni}^i$	-53814.2	2.2	7341.9	2.1	7/2-	frg	RQ	<sup>30</sup>
$^{61}\text{Ni}$	-64221.3	0.5			3/2-	5/2	99	
$^{61}\text{Cu}^i$	-55610	7	6374	7	3/2-	frg	RQ	<sup>31</sup>
$^{61}\text{Zn}^j$	-46360	70	9990	70	3/2-	1/2		<sup>32</sup>
$^{63}\text{Cu}$	-65579.3	0.5			3/2-	5/2	09	
$^{63}\text{Zn}^i$	-56723	6	5490	6	3/2-	3/2	RQ 09	

<sup>30</sup>strongest frg (100%); 3 others 40.1(0.3)keV higher (0.140%), 17.7(0.3)keV higher (0.122%) and 36.3(0.2)keV lower (0.110%).

<sup>31</sup>strongest frg (cross section 55); other 18(7) keV higher (xs 35).

<sup>32</sup>ENSDF, data from [49].

Table E.8: Adjusted IAS masses of  $T = 3$  multiplets.

Nuclide	Mass Excess		Excitation		$J^\pi$	$T_z$	Data
	(keV)		Energy (keV)				Source
$^{38}\text{S}$	-26861	7			0+	3	08
$^{38}\text{Cl}^i$	-21590	24	8208	24	0+	2	RQ 08
$^{38}\text{Ar}^j$	-15940	30	18780	30	0+	1	RQ 08
$^{42}\text{Ar}$	-34423	6			0+	3	01
$^{42}\text{K}^i$	-28570	100	6450	100	(0+)#	2	01
$^{46}\text{Ca}$	-43138.4	2.3			0+	3	00
$^{46}\text{Sc}^i$	-36747	4	5014	4	0+	2	RQ 00
$^{46}\text{Ti}^j$	-29976	6	14151	6	0+	1	RQ 00
$^{46}\text{Mn}^i$	-7470	50	5480#	400#	(0+)#	-2	p
$^{48}\text{Sc}$	-44503	5			6+	3	06
$^{48}\text{Ti}^i$	-37766	6	10726	6	(6+)	2	06 <sup>33</sup>
$^{50}\text{Ti}$	-51430.7	0.4			0+	3	10
$^{50}\text{V}^i$	-44409.5	0.4	4814.4	0.9	0+	2	RQ 10
$^{50}\text{Cr}^j$	-37038	6	13224	6	0+	1	RQ 10
$^{50}\text{Co}^i$	-12770	170	5010#	620#	(0)+	-2	2p 10
$^{52}\text{V}$	-51443.6	0.9			3+	3	07
$^{52}\text{Cr}^i$	-44153.2	0.7	11264.9	0.4	3+	2	07 <sup>34</sup>
$^{54}\text{Cr}$	-56933.7	0.6			0+	3	06
$^{54}\text{Mn}^i$	-49410.3	2.9	6146.2	3.0	0+	2	RQ
$^{54}\text{Fe}^j$	-41385	20	14869	20	0+	-1	RQ 06 <sup>35</sup>
$^{56}\text{Mn}$	-56910.8	0.5			3+	3	11
$^{56}\text{Fe}^i$	-49102.7	0.6	11503.7	0.3	3+	2	11
$^{58}\text{Fe}$	-62154.5	0.5			0+	3	10
$^{58}\text{Co}^i$	-54094	8	5753	8	0+	frg	RQ 10 <sup>36</sup>
$^{58}\text{Ni}^j$	-45689	7	14539	7	0+ #	2	RQ 10

 $T = 3$  cont'd. . .<sup>33</sup> ENSDF, suggested IAS.<sup>34</sup> ENSDF, possibly frg'd; see ENSDF extensive discussion.<sup>35</sup> Identified and discussed in [50];  $T = 3$ ,  $A = 54$  IMME fit unconvincing.<sup>36</sup> strongest frg (cross section 98); other 20(8) keV lower (xs 90).

**Table E.8 cont'd...**

Nuclide	Mass Excess		Excitation		$J^\pi$	$T_z$	Data
	(keV)		Energy (keV)				Source
$^{60}\text{Co}$	-61649.7	0.5			5+	3	03
$^{60}\text{Ni}^i$	-53346	4	11126	4	5+	2	RQ
$^{62}\text{Ni}$	-66745.9	0.5			0+	3	12
$^{62}\text{Cu}^i$	-58173	6	4614	6	(0)+	2	RQ 12
$^{66}\text{Zn}$	-68899.1	0.9			0+	3	10
$^{66}\text{Ga}^i$	-59874	6	3850	7	0+	2	RQ

Table E.9: Adjusted IAS masses of  $T = 4$  multiplets.

Nuclide	Mass Excess		Excitation		$J^\pi$	$T_z$	Data
	(keV)		Energy (keV)				Source
64Ni	-67098.5	0.5			0+	4	07
64Cui	-58598	6	6826	6	0+	frg	07 <sup>37</sup>

<sup>37</sup>strongest frg (cross section 100); other 16 keV lower (xs 37).

## Appendix F. IMME coefficients

Table F.10:  $T = 1$  IMME coefficients.

a (keV)	b (keV)	c (keV)
A = 6		
17649.7598 $\pm$ 0.1000	-391.4551 $\pm$ 2.5001	333.7852 $\pm$ 2.5021
A = 8		
21568.0000 $\pm$ 3.0000	-987.8994 $\pm$ 0.5006	365.7002 $\pm$ 3.0415
A = 10		
13790.7998 $\pm$ 0.4000	-1545.6548 $\pm$ 0.2040	362.3452 $\pm$ 0.4490
A = 12		
15108.0000 $\pm$ 3.0000	-1984.3496 $\pm$ 0.8201	245.7500 $\pm$ 3.1101
A = 14		
5176.0068 $\pm$ 0.0100	-2493.7834 $\pm$ 0.0550	337.6697 $\pm$ 0.0559
A = 16		
8059.0000 $\pm$ 4.0000	-2437.8501 $\pm$ 4.1620	183.1499 $\pm$ 5.7726
A = 18		
1914.7000 $\pm$ 0.0104	-3050.2079 $\pm$ 0.0104	352.6923 $\pm$ 0.0104
A = 20		
3230.5000 $\pm$ 2.0000	-3434.0315 $\pm$ 0.5502	186.0685 $\pm$ 2.0743
A = 22		
-4524.3599 $\pm$ 0.2100	-3812.4069 $\pm$ 0.1503	312.0529 $\pm$ 0.2582
A = 24		
-4417.2900 $\pm$ 0.0400	-4185.1800 $\pm$ 0.5504	184.5101 $\pm$ 0.5518
A = 26		
-11981.8096 $\pm$ 0.0700	-4536.7830 $\pm$ 0.0570	304.0466 $\pm$ 0.0903
A = 28		
-12176.8701 $\pm$ 0.1000	-4851.4146 $\pm$ 0.6030	177.7554 $\pm$ 0.6112
A = 30		
-19523.5996 $\pm$ 0.3000	-5186.9805 $\pm$ 0.2003	277.6191 $\pm$ 0.3607
A = 32		
-19014.0996 $\pm$ 0.4000	-5485.0845 $\pm$ 0.3007	194.3149 $\pm$ 0.5004
A = 34		
-24440.0898 $\pm$ 0.0500	-5776.7002 $\pm$ 0.0447	285.1006 $\pm$ 0.0671
A = 36		
-23620.5000 $\pm$ 0.3000	-6052.4600 $\pm$ 0.1513	150.9404 $\pm$ 0.3360
A = 38		
-28670.6094 $\pm$ 0.2000	-6328.1602 $\pm$ 0.1344	283.9492 $\pm$ 0.2409
A = 40		
-27188.2109 $\pm$ 0.0500	-6506.0937 $\pm$ 1.4003	158.8164 $\pm$ 1.4012
A = 42		
-32121.1406 $\pm$ 0.1700	-6721.2891 $\pm$ 0.1588	295.1914 $\pm$ 0.2326
A = 46		
-37074.6016 $\pm$ 0.3000	-7326.5000 $\pm$ 10.0011	274.1016 $\pm$ 10.0056
A = 48		
-37029.0000 $\pm$ 7.0000	-7578.4004 $\pm$ 85.0244	130.5996 $\pm$ 85.3123
A = 50		
-42627.1992 $\pm$ 0.9000	-7885.8496 $\pm$ 30.0020	251.3496 $\pm$ 30.0155
A = 54		
-48009.3008 $\pm$ 0.5000	-8516.9492 $\pm$ 25.0012	272.3516 $\pm$ 25.0062
A = 58		
-51464.1016 $\pm$ 0.7000	-8964.0996 $\pm$ 25.0059	200.0020 $\pm$ 25.0157

Table F.11:  $T = 3/2$  IMME coefficients.

a (keV)	b (keV)	c (keV)	d (keV)	$\chi^2/\text{dof}$	prob
A = 7					
26396.4681 $\pm$ 23.9197	-537.3320 $\pm$ 8.5693	214.1276 $\pm$ 12.4257	-	2.275/1	0.132
26396.8750 $\pm$ 23.9212	-608.1667 $\pm$ 47.7422	212.5000 $\pm$ 12.4725	32.6667 $\pm$ 21.6596	-	
A = 9					
26337.1449 $\pm$ 1.5952	-1319.4389 $\pm$ 0.6833	265.2870 $\pm$ 0.8519	-	20.194/1	< 0.001
26339.0062 $\pm$ 1.6481	-1333.8866 $\pm$ 3.2871	263.9751 $\pm$ 0.9006	6.7497 $\pm$ 1.5021	-	
A = 11					
21874.7049 $\pm$ 11.8988	-1374.2760 $\pm$ 16.6647	161.7240 $\pm$ 9.4695	-	-	-
A = 13					
19258.4905 $\pm$ 0.7953	-2177.5363 $\pm$ 1.0577	253.4027 $\pm$ 1.1650	-	4.518/1	0.034
19257.6510 $\pm$ 0.8879	-2175.8501 $\pm$ 1.3222	258.1772 $\pm$ 2.5305	-3.7556 $\pm$ 1.7669	-	-
A = 15					
12814.6001 $\pm$ 8.7487	-2312.3001 $\pm$ 20.0016	234.1999 $\pm$ 10.2014	-	-	-
A = 17					
11647.4230 $\pm$ 1.3350	-2874.9540 $\pm$ 1.7824	240.2853 $\pm$ 1.7866	-	0.162/1	0.688
11647.6236 $\pm$ 1.4251	-2874.4116 $\pm$ 2.2352	238.9451 $\pm$ 3.7811	-1.0763 $\pm$ 2.6762	-	-
A = 19					
7591.6997 $\pm$ 1.7018	-3198.8626 $\pm$ 3.4780	239.7638 $\pm$ 1.9980	-	0.013/1	0.911
7592.2437 $\pm$ 5.1366	-3199.9375 $\pm$ 10.1864	239.4250 $\pm$ 3.6191	0.5500 $\pm$ 4.8991	-	-
A = 21					
4896.9291 $\pm$ 1.7292	-3659.2460 $\pm$ 3.3277	241.8392 $\pm$ 2.1021	-	1.631/1	0.202
4899.3874 $\pm$ 2.5875	-3663.6918 $\pm$ 4.8146	237.2500 $\pm$ 4.1623	4.3667 $\pm$ 3.4192	-	-
A = 23					
288.5321 $\pm$ 0.1737	-3967.3808 $\pm$ 0.1052	225.9995 $\pm$ 0.0960	-	0.012/1	0.911
288.6312 $\pm$ 0.9042	-3967.5824 $\pm$ 1.8080	225.9551 $\pm$ 0.4095	0.0899 $\pm$ 0.8052	-	-
A = 25					
-3264.9113 $\pm$ 0.6931	-4391.8214 $\pm$ 1.6690	219.9894 $\pm$ 1.0237	-	1.141/1	0.285
-3266.0249 $\pm$ 1.2518	-4390.2831 $\pm$ 2.2043	222.5000 $\pm$ 2.5634	-2.0667 $\pm$ 1.9346	-	-
A = 27					
-8123.7754 $\pm$ 0.9936	-4623.3597 $\pm$ 2.3166	209.8687 $\pm$ 1.3006	-	0.048/1	0.827
-8123.3681 $\pm$ 2.0856	-4623.7454 $\pm$ 2.8953	208.4724 $\pm$ 6.4184	0.9816 $\pm$ 4.4188	-	-
A = 29					
-11141.1434 $\pm$ 3.7522	-5032.3386 $\pm$ 5.2999	215.5267 $\pm$ 4.9173	-	1.218/1	0.270
-11138.5377 $\pm$ 4.4335	-5036.7248 $\pm$ 6.6251	202.7502 $\pm$ 12.5797	9.7000 $\pm$ 8.7907	-	-
A = 31					
-15461.8282 $\pm$ 1.2727	-5297.7288 $\pm$ 1.7135	204.1699 $\pm$ 1.6966	-	0.081/1	0.776
A = 33					
-18332.9821 $\pm$ 0.2475	-5651.0584 $\pm$ 0.3112	209.8289 $\pm$ 0.3165	-	0.061/1	0.805
-18332.9405 $\pm$ 0.2997	-5651.1801 $\pm$ 0.5832	209.8401 $\pm$ 0.3199	0.0799 $\pm$ 0.3237	-	-
A = 35					
-20464.7746 $\pm$ 0.2404	-5890.7738 $\pm$ 0.1630	202.0982 $\pm$ 0.1379	-	80.341/1	< 0.001
-20467.7948 $\pm$ 0.4139	-5883.5181 $\pm$ 0.8257	203.6596 $\pm$ 0.2222	-3.3727 $\pm$ 0.3763	-	-

 $T = 3/2$  cont'd...



$T = 3/2$ cont'd. . .					
a (keV)	b (keV)	c (keV)	d (keV)	$\chi^2/\text{dof}$	prob
A = 37					
-22904.7544 $\pm$ 0.9040	-6208.4707 $\pm$ 0.2006	202.6405 $\pm$ 0.4433	-	0.154/1	0.695
-22903.4678 $\pm$ 3.4630	-6205.8029 $\pm$ 6.9345	202.0703 $\pm$ 1.5462	-1.1868 $\pm$ 3.0837	-	-
A = 39					
-24129.9741 $\pm$ 3.9528	-6356.3333 $\pm$ 8.1718	187.7663 $\pm$ 4.4472	-	-	-
A = 41					
-26059.4887 $\pm$ 1.2805	-6617.0825 $\pm$ 2.9566	189.1420 $\pm$ 1.6563	-	0.150/1	0.698
A = 43					
-28588.2949 $\pm$ 6.0323	-6829.6068 $\pm$ 13.3317	188.3932 $\pm$ 6.8327	-	-	-
A = 45					
-30743.4900 $\pm$ 3.7921	-7195.6539 $\pm$ 7.7287	207.0061 $\pm$ 4.4927	-	0.625/1	0.429
-30739.9250 $\pm$ 5.8931	-7201.6167 $\pm$ 10.8021	199.7002 $\pm$ 10.2789	6.4668 $\pm$ 8.1828	-	-
A = 47					
-34174.5879 $\pm$ 3.7666	-7455.4661 $\pm$ 10.0012	187.2839 $\pm$ 5.0042	-	-	-
A = 49					
-36739.4363 $\pm$ 6.6920	-7740.9485 $\pm$ 7.3759	173.2627 $\pm$ 4.9632	-	1.893/1	0.169
-36727.8125 $\pm$ 10.7781	-7768.5417 $\pm$ 21.3700	165.2500 $\pm$ 7.6521	14.1667 $\pm$ 10.2974	-	-
A = 51					
-39820.8389 $\pm$ 6.5398	-8037.0339 $\pm$ 16.6691	189.0169 $\pm$ 8.3818	-	-	-
A = 53					
-42558.5254 $\pm$ 4.2337	-8366.5353 $\pm$ 7.5823	186.3575 $\pm$ 4.1700	-	16.034/1	< 0.001
-42520.5625 $\pm$ 10.3849	-8443.0417 $\pm$ 20.5595	160.2500 $\pm$ 7.7407	40.1667 $\pm$ 10.0332	-	-

Table F.12:  $T = 2$  IMME coefficients.

a (keV)	b (keV)	c (keV)	d (keV)	e (keV)	$\chi^2/\text{dof}$	prob
A = 8						
32433.6174 $\pm$ 1.8855	-875.1719 $\pm$ 3.2490	231.6009 $\pm$ 1.6984	-	-	27.988/ 2	< 0.001
32435.5728 $\pm$ 1.9258	-899.8053 $\pm$ 5.8955	224.5958 $\pm$ 2.2024	9.4168 $\pm$ 1.8797	-	0.59954/1	0.439
32436.0000 $\pm$ 1.0264	-875.6920 $\pm$ 0.5962	209.8026 $\pm$ 0.3027	-	5.3658 $\pm$ 0.0754	15.204/1	< 0.001
32436.0000 $\pm$ 0.9684	-897.4734 $\pm$ 0.5594	219.5967 $\pm$ 0.2818	8.4733 $\pm$ 0.1404	1.4033 $\pm$ 0.0703	-	-
A = 12						
27594.7594 $\pm$ 2.3845	-1710.7285 $\pm$ 5.6660	226.1032 $\pm$ 2.9021	-	-	1.449/2	0.485
27594.8792 $\pm$ 2.3870	-1733.0105 $\pm$ 20.9898	225.1270 $\pm$ 3.0342	6.0527 $\pm$ 5.4902	-	0.234/1	0.629
27595.0000 $\pm$ 2.4000	-1710.9512 $\pm$ 5.6708	207.5173 $\pm$ 21.2579	-	4.6621 $\pm$ 5.2824	0.670/1	0.413
27594.9999 $\pm$ 2.4000	-1728.9012 $\pm$ 22.6477	214.2193 $\pm$ 22.7798	4.9004 $\pm$ 5.9859	2.7827 $\pm$ 5.7596	-	-
A = 16						
17981.8346 $\pm$ 3.7195	-2575.5263 $\pm$ 4.8014	215.5338 $\pm$ 2.5326	-	-	2.165/1	0.141
17984.0000 $\pm$ 4.0000	-2573.0000 $\pm$ 5.0990	198.0000 $\pm$ 12.1815	-	4.0000 $\pm$ 2.7183	-	-
17984.0000 $\pm$ 4.0000	-2589.0000 $\pm$ 10.3387	214.0000 $\pm$ 2.7386	4.0000 $\pm$ 2.7183	-	-	-
A = 20						
9692.5415 $\pm$ 2.4142	-3435.7028 $\pm$ 4.2831	243.7857 $\pm$ 2.0414	-	-	1.567/2	0.457
9691.0254 $\pm$ 2.7062	-3432.9479 $\pm$ 4.8251	246.8859 $\pm$ 3.2278	-2.0589 $\pm$ 1.6604	-	0.030/1	0.862
9690.9000 $\pm$ 2.7900	-3438.4868 $\pm$ 4.8962	251.9676 $\pm$ 7.2644	-	-1.5992 $\pm$ 1.3626	0.22805/1	0.633
9690.9004 $\pm$ 2.8000	-3434.4333 $\pm$ 9.8071	248.5745 $\pm$ 10.2288	-1.5667 $\pm$ 3.2806	-0.4749 $\pm$ 2.7297	-	-
A = 22						
9653.3333 $\pm$ 20.9231	-3806.5000 $\pm$ 12.2066	188.1667 $\pm$ 11.0202	-	-	-	-
A = 24						
1501.9986 $\pm$ 0.5117	-4178.1886 $\pm$ 0.8100	225.6453 $\pm$ 0.3565	-	-	6.621/2	0.036
1502.7518 $\pm$ 0.5925	-4176.9642 $\pm$ 0.9443	222.3553 $\pm$ 1.3521	1.2687 $\pm$ 0.5030	-	0.258/1	0.612
1502.8000 $\pm$ 0.6000	-4175.1684 $\pm$ 1.4318	221.0440 $\pm$ 1.8338	-	0.7348 $\pm$ 0.2873	0.078367/1	0.780
1502.8000 $\pm$ 0.6000	-4175.7600 $\pm$ 2.5529	221.4232 $\pm$ 2.2800	0.4650 $\pm$ 1.6611	0.4817 $\pm$ 0.9488	-	-
A = 28						
-6272.9134 $\pm$ 6.5167	-4797.4686 $\pm$ 9.7033	212.2836 $\pm$ 3.3057	-	-	0.42478/1	0.515
-6253.9497 $\pm$ 29.8177	-4808.0080 $\pm$ 18.8591	194.8999 $\pm$ 26.8765	8.9582 $\pm$ 13.7450	-	-	-
A = 32						
-13968.9604 $\pm$ 0.1787	-5471.9414 $\pm$ 0.2383	208.5882 $\pm$ 0.1316	-	-	63.419/2	< 0.001
-13967.5639 $\pm$ 0.2503	-5472.8910 $\pm$ 0.2664	207.1354 $\pm$ 0.2249	0.8895 $\pm$ 0.1117	-	0.003/1	0.959
-13967.5703 $\pm$ 0.2800	-5471.0109 $\pm$ 0.2786	205.5851 $\pm$ 0.4840	-	0.5862 $\pm$ 0.0909	21.842/1	< 0.001
-13967.5703 $\pm$ 0.2800	-5472.9121 $\pm$ 0.4930	207.1632 $\pm$ 0.5901	0.8974 $\pm$ 0.1920	-0.0080 $\pm$ 0.1563	-	-
A = 36						
-19379.1820 $\pm$ 0.6644	-6043.8687 $\pm$ 0.9947	200.7007 $\pm$ 0.3401	-	-	0.967/2	0.617
-19379.5851 $\pm$ 1.1816	-6043.8346 $\pm$ 0.9981	201.3567 $\pm$ 1.6259	-0.2866 $\pm$ 0.6946	-	0.797/1	0.372
-19379.4000 $\pm$ 1.2001	-6044.0121 $\pm$ 1.1917	201.1406 $\pm$ 2.0456	-	-0.0786 $\pm$ 0.3603	0.91893/1	0.338
-19379.4004 $\pm$ 1.2000	-6040.6567 $\pm$ 3.6871	199.3727 $\pm$ 2.7513	-3.2183 $\pm$ 3.3464	1.5531 $\pm$ 1.7348	-	-
A = 40						
-22858.5847 $\pm$ 0.8947	-6495.1453 $\pm$ 1.4300	202.2452 $\pm$ 0.5198	-	-	1.9668/2	0.374
A = 44						
-28256.6333 $\pm$ 5.0038	-6957.1000 $\pm$ 6.6191	175.5333 $\pm$ 2.5034	-	-	-	-
A = 46						
-27815.1667 $\pm$ 10.8858	-7319.0000 $\pm$ 12.9811	173.1667 $\pm$ 5.4467	-	-	-	-
A = 48						
-34047.0000 $\pm$ 4.6857	-7599.4500 $\pm$ 7.0029	188.5500 $\pm$ 2.3457	-	-	-	-

 $T = 2$  cont'd. . .

$T = 2$ cont'd...						
a (keV)	b (keV)	c (keV)	d (keV)	e (keV)	$\chi^2/\text{dof}$	prob
A = 50						
-34099.0334 $\pm$ 8.4183	-7909.5000 $\pm$ 7.8263	173.5333 $\pm$ 4.2172	-	-	-	-
A = 52						
-39775.0000 $\pm$ 6.0000	-8196.4500 $\pm$ 13.4574	187.4500 $\pm$ 5.8388	-	-	-	-
A = 60						
-46806.0000 $\pm$ 23.9947	-9160.7500 $\pm$ 37.3543	163.7500 $\pm$ 12.9990	-	-	-	-

Table F.13:  $T = 5/2$  IMME coefficients.

a (keV)	b (keV)	c (keV)
A = 11		
43172.8628 $\pm$ 8.6748	-1592.7000 $\pm$ 3.5745	245.9500 $\pm$ 1.4030
A = 35		
-11290.6121 $\pm$ 17.7099	-5860.3333 $\pm$ 13.7437	173.3831 $\pm$ 4.7379
A = 39		
-15108.6380 $\pm$ 12.4113	-6272.3333 $\pm$ 9.6206	158.2835 $\pm$ 3.3271
A = 43		
-20480.7134 $\pm$ 18.1195	-6898.6667 $\pm$ 6.8398	184.3171 $\pm$ 4.8326
A = 47		
-26793.2846 $\pm$ 7.6495	-7464.7995 $\pm$ 8.0044	179.1491 $\pm$ 2.0787
A = 51		
-33261.0442 $\pm$ 19.7704	-7929.3333 $\pm$ 20.0689	140.9085 $\pm$ 5.2751

Table F.14:  $T = 3$  IMME coefficients.

a (keV)	b (keV)	c (keV)	d (keV)	$\chi^2/\text{dof}$	prob
A = 38					
-9911.0000 $\pm$ 115.4686	-6218.5000 $\pm$ 122.2753	189.5000 $\pm$ 28.5175	-	-	-
A = 46					
-22841.0684 $\pm$ 11.5658	-7324.0834 $\pm$ 11.1611	186.0721 $\pm$ 2.6626	-	0.724/1	0.395
-22833.8594 $\pm$ 14.3473	-7324.8906 $\pm$ 11.2194	181.3398 $\pm$ 6.1687	1.4102 $\pm$ 1.6575	-	-
A = 50					
-29314.4706 $\pm$ 17.0085	-7898.3985 $\pm$ 14.2292	175.4409 $\pm$ 2.8591	-	0.082/1	0.774
-29311.0295 $\pm$ 2.3108	-7906.4290 $\pm$ 1.4911	180.3202 $\pm$ 0.5349	-0.8616 $\pm$ 0.1404	-	-