

# A functional RG equation for the $c$ -function

Alessandro Codello<sup>a</sup>, Giulio D’Odorico<sup>a</sup> and Carlo Pagani<sup>a,b</sup>

<sup>a</sup>*SISSA, via Bonomea 265, 34136 Trieste, Italy*

<sup>b</sup>*INFN, Sezione di Trieste*

## Abstract

After showing how to prove the integrated  $c$ -theorem within the functional RG framework based on the effective average action, we derive an exact RG flow equation for Zamolodchikov’s  $c$ -function in two dimensions by relating it to the flow of the effective average action. In order to obtain a non-trivial flow for the  $c$ -function, we will need to understand the general form of the effective average action away from criticality, where nonlocal invariants, with beta functions as coefficients, must be included in the ansatz to be consistent. We then apply our construction to several examples: exact results, local potential approximation and loop expansion. In each case we construct the relative approximate  $c$ -function and find it to be consistent with Zamolodchikov’s  $c$ -theorem. Finally, we present a relation between the  $c$ -function and the (matter induced) beta function of Newton’s constant, allowing us to use heat kernel techniques to compute the RG running of the  $c$ -function.

## Contents

<b>1</b>	<b>Introduction</b>	<b>3</b>
<b>2</b>	<b>The integrated <math>c</math>-theorem</b>	<b>5</b>
2.1	Weyl-invariant quantization and functional measures . . . . .	5
2.2	CFT action on curved background . . . . .	8

2.3	Anomaly matching from the path-integral . . . . .	9
2.4	Proof of the integrated $c$ -theorem . . . . .	10
<b>3</b>	<b>Flow equation for the <math>c</math>-function</b>	<b>10</b>
3.1	The fRG flow equation for the $c$ -function . . . . .	11
3.2	fRG derivation of the integrated $c$ -theorem . . . . .	15
<b>4</b>	<b>General form of the effective average action</b>	<b>16</b>
4.1	The local ansatz and its limitations . . . . .	16
4.2	Nonlocal ansatz and the scale anomaly . . . . .	17
<b>5</b>	<b>Applications</b>	<b>19</b>
5.1	Checking exact results . . . . .	19
5.1.1	Massive deformation of the Gaussian fixed point . . . . .	19
5.1.2	Massive deformation of the Wilson–Fisher fixed point . . . . .	20
5.2	The $c$ -function in the local potential approximation . . . . .	22
5.2.1	Flow between the Gaussian and Wilson–Fisher fixed points . . . . .	23
5.2.2	Sine–Gordon model . . . . .	25
5.3	The $c$ -function in the loop expansion . . . . .	26
5.3.1	Zamolodchikov’s metric: diagrammatics . . . . .	26
5.3.2	Diagonal contributions . . . . .	28
5.3.3	Non–unitary theories . . . . .	30
<b>6</b>	<b>The <math>c</math>-function and Newton’s constant</b>	<b>30</b>
6.1	Relation between $c_k$ and $\beta_{G_k}$ . . . . .	31
6.2	Minimally coupled scalar . . . . .	31
6.3	Self–interacting scalar . . . . .	33
<b>7</b>	<b>Conclusions</b>	<b>34</b>
<b>A</b>	<b>Loop expansion from the fRG</b>	<b>36</b>

# 1 Introduction

The renormalization group (RG) underlies most of our modern understanding of quantum and statistical field theories [1]. There are different ways to implement the RG procedure. Whereas standard sliding scale arguments (Gell-mann-Low) are particularly suitable for weakly coupled computations, it is only with Wilson's ideas that non perturbative insights have been possible.

The arena where the RG acts is theory space. This space is parametrized by all couplings corresponding to terms which are consistent with symmetries of the systems. The beta functions for the couplings define a vector field in theory space, and the RG flow can be seen in geometrical terms as a certain trajectory in this space.

From this point of view the infrared physics depends upon the differential equation governing the flow as well as on the boundary conditions. If the initial point sits at a finite scale (for example, it is a bare action depending on some UV cutoff  $\Lambda$ ), one is considering an effective field theory, whose range of validity is limited by the cutoff scale. However, if we want a theory to be called fundamental, we would like to be able to push the initial scale to arbitrarily high values, eventually to infinity. The only known way to perform this limit is to hit a UV fixed point.

Fixed point theories do not depend on any intrinsic scale since they are scale invariant. As a consequence they can be used to model systems at criticality. These theories are characterized by dimensionless couplings and physical quantities exhibit scaling relations which can be observed in experiments. These relations arise in very different systems sharing the same dimensionality, symmetry and field content. This is what is usually referred to as the concept of universality, the independence of the critical properties of a system from its microscopic details. The RG offers a simple and intuitive explanation of universality: the critical properties of a system are determined by the fixed point, microscopic actions defined at different scales that flow to the same fixed point, or equivalently that belong to the same basin of attraction of a fixed point, will describe the same criticality.

We see that in this light the problem of understanding the critical properties realized in nature boils down to the classification of all the different fixed points. In two dimensions we know that every scale invariant theory is also conformally invariant, so the problem further reduces to the classification of all possible conformal field theories (CFT). This can be done via algebraic methods, exploiting the properties of the associated Virasoro algebra [2, 3].

A fixed point theory can then be deformed by adding weakly coupled operators that trigger a nontrivial flow out of the fixed point. By considering the linearization of this flow we can

obtain all the remaining CFT data (like scaling dimensions and other critical exponents) that characterize the physical system and the way in which it responds to deformations. This is also the main idea of conformal perturbation theory.

So far our discussion has been limited to the neighborhood of a fixed point. The next natural step is to try to gain more information on the global properties of theory space. Such information is provided by Zamolodchikov's  $c$ -theorem [4], which states that in every unitary Poincaré invariant theory there exists a function of the coupling constants, the  $c$ -function, that decreases from  $\text{CFT}_{UV}$  to  $\text{CFT}_{IR}$ , and that is stationary at the endpoints of the flow, where its value equals the central charge of the corresponding CFT. Note that the difference between the two central charges is an intrinsic quantity (intrinsic meaning independent of spurious contributions like scheme dependence of the renormalization procedure), so the content of the theorem is highly nontrivial.

In this case a complete RG analysis requires the ability to follow the flow arbitrarily far away from a fixed point. Unless the two fixed points are sufficiently close to each other we cannot rely on perturbative schemes. The non perturbative framework we will use to address these issues is the functional renormalization group (fRG) based on the effective average action (EAA) [5]. The EAA is a functional whose scale dependence is given by an exact flow equation [6] which, being exact, allows to explore non perturbative aspects. A first application of exact RG equations to the  $c$ -function has been explored in [7, 8].

The main purpose of this paper is to move the first steps necessary in order to give a bridge between these two general results: the  $c$ -theorem and the computation of universal quantities related to the integrated flow between fixed points (that is, to global properties of theory space), and the fRG formalism based on the exact flow for the EAA. Our approach will be mainly a constructive one. We will give a general recipe to construct a  $c$ -function compatible with Zamolodchikov's theorem within the fRG framework. After identifying a natural candidate for a scale dependent  $c$ -function,  $c_k$ , we will be able to write an exact non perturbative flow equation for it. Of course, are few cases in which the exactness of the flow equation can be used and usually needs to resort to approximations. However, we will see that already for a simple truncation as the local potential approximation the flow equation gives results compatible with the  $c$ -theorem.

Our viewpoint will be based upon a curved space construction. The reason for this is twofold. First, this avoids having to resort to algebraic techniques or OPE analysis: the central charge, for instance, becomes the coefficient of the conformal anomaly, which in curved space becomes an operator anomaly in the one point function. Second, this is more suitable for functional techniques, as the derivation of the trace anomaly matching condition

will show, and more useful to write a general effective action. Indeed, this construction will require an investigation of what is the general form of the EAA away from fixed points, since the usual expansion in local operators is incapable of giving a nonzero running for  $c_k$ . Working in curved space the natural candidate for  $c_k$  is the coefficient of the Polyakov action. We will take this as our definition for the  $c$ -function and leave for further study the mapping between our approach and the one based on local RG with spacetime dependent couplings [9].

The paper will be organized as follows. In section 2 we will construct a Weyl-invariant functional measure and discuss the form of a CFT on curved background. This will lead us to a re-derivation of the trace anomaly matching condition, from which the “integrated”  $c$ -theorem follows from known results [10]. We will then move on to discuss the scale dependent  $c$ -function, and obtain our flow equation for it, in section 3. This construction uses the EAA as the main tool, so in section 4 we will investigate its general form. In section 5 we discuss various applications of our formalism while in section 6 we put forward a simple relation between the beta function of Newton’s constant and the running  $c$ -function. Section 7 is devoted to the conclusions.

## 2 The integrated $c$ -theorem

We start by reviewing the integrated  $c$ -theorem expressing the change of the central charge  $\Delta c = c_{UV} - c_{IR}$  along a RG trajectory connecting two fixed point theories, or equivalently two CFTs. We will work in curved space where the central charge, or equivalently the conformal anomaly, can be seen as the coefficient of the Polyakov term in the effective action. When we specify the background metric to be of the specific form  $g_{\mu\nu} = e^{2\tau}\delta_{\mu\nu}$ , with  $\tau$  the “dilaton”,  $\Delta c$  becomes the coefficient of the operator  $\int \tau \Delta \tau$  and can be easily extracted. But before we need to briefly discuss functional measures in curved space, Weyl-invariant quantization and the form of the effective action for a CFT on a curved background.

### 2.1 Weyl-invariant quantization and functional measures

The standard diffeomorphism invariant path integral measure in curved space [11], denoted here  $\mathcal{D}_g^I$ , is Weyl-anomalous: under a Weyl transformation of the background metric  $g_{\mu\nu} \rightarrow e^{2\tau}g_{\mu\nu}$  and of the fields  $\phi \rightarrow e^{w\tau}\phi$ , where  $w$  is the conformal weight of the field<sup>1</sup>, one encounters

---

<sup>1</sup>For a scalar field  $w_\phi = -(\frac{d}{2} - 1 + \frac{\eta_\phi}{2})$ , while for a fermion field  $w_\psi = -(\frac{d}{2} - \frac{1}{2} + \frac{\eta_\psi}{2})$ . The conformal weight of the metric is  $w_g = 2$  in every dimension.

the conformal anomaly:

$$\mathcal{D}_{e^{2\tau}g}^I(e^{w\tau}\phi) = \mathcal{D}_g^I\phi e^{-c\Gamma_{WZ}[\tau,g]}, \quad (1)$$

where  $c$  is the central charge of the CFT, which we want to use as UV action in the path integral, and  $\Gamma_{WZ}[\tau, g]$  is the Wess–Zumino action:

$$\Gamma_{WZ}[\tau, g] = -\frac{1}{24\pi} \int d^2x \sqrt{g} [\tau \Delta \tau + \tau R], \quad (2)$$

where  $\Delta \equiv -\nabla_\mu \nabla^\mu$  is the Laplacian.

The Wess–Zumino action can be integrated to give the related Polyakov action,

$$S_P[g] = -\frac{1}{96\pi} \int d^2x \sqrt{g} R \frac{1}{\Delta} R, \quad (3)$$

which, upon Weyl variation, gives back (1):

$$S_P[e^{2\tau}g] - S_P[g] = \Gamma_{WZ}[\tau, g]. \quad (4)$$

The Polyakov action generates gives rise to the following quantum energy–momentum tensor,

$$\begin{aligned} \langle T^{\mu\nu} \rangle = \frac{c}{48\pi} \left[ -2\nabla^\mu \nabla^\nu \frac{1}{\Delta} R - \left( \nabla^\mu \frac{1}{\Delta} R \right) \left( \nabla^\nu \frac{1}{\Delta} R \right) + \right. \\ \left. -2g^{\mu\nu} R + \frac{1}{2}g^{\mu\nu} \left( \nabla^\alpha \frac{1}{\Delta} R \right) \left( \nabla_\alpha \frac{1}{\Delta} R \right) \right], \end{aligned}$$

which is anomalous:

$$\langle T^\mu_\mu \rangle = -\frac{c}{24\pi} R. \quad (5)$$

This is the conformal anomaly, in the two dimensional case. In curved space, where it can be written in terms of curvature invariants, the conformal anomaly manifests itself already in the one–point function (5), while in flat space it is seen only starting from the two–point function. For example, in flat space the two point function of the energy–momentum tensor obtained from the Polyakov action, when written in complex coordinates, reproduces the standard CFT result [2]:

$$\langle T_{zz} T_{ww} \rangle = \frac{1}{(2\pi)^2} \frac{c/2}{(z-w)^4}. \quad (6)$$

This relation shows the equivalence between the central charge and anomaly coefficient.

We can use the Polyakov action to define, formally, a new measure in the following way:

$$\mathcal{D}_g^{II} \phi \equiv \mathcal{D}_g^I \phi e^{cS_P[g]}. \quad (7)$$

Now using (1) and (4) one can show that indeed (7) is Weyl-invariant:

$$\begin{aligned} \mathcal{D}_{e^{2\tau}g}^{II} (e^{w\tau} \phi) &= \mathcal{D}_{e^{2\tau}g}^I (e^{w\tau} \phi) e^{cS_P[e^{2\tau}g]} \\ &= \mathcal{D}_g^I \phi e^{-c\Gamma_{WZ}[\tau,g]} e^{cS_P[g] + c\Gamma_{WZ}[\tau,g]} \\ &= \mathcal{D}_g^{II} \phi. \end{aligned} \quad (8)$$

With these definitions, we now look at the effective action. First we define the standard Weyl non-invariant effective action<sup>2</sup>:

$$e^{-\Gamma_I[\varphi,g]} = \int_{1PI} \mathcal{D}_g^I \chi e^{-S[\varphi+\chi,g]}. \quad (9)$$

If the bare or UV action is conformally invariant  $S[e^{w\tau} \phi, e^{2\tau} g] = S[\phi, g]$ , this is not so for the standard effective action, which instead satisfies the Wess–Zumino relation:

$$\Gamma_I[e^{w\tau} \varphi, e^{2\tau} g] - \Gamma_I[\varphi, g] = c\Gamma_{WZ}[\tau, g]. \quad (10)$$

Using instead the Weyl-invariant measure defined in (7) to define the effective action,

$$e^{-\Gamma_{II}[\varphi,g]} = \int_{1PI} \mathcal{D}_g^{II} \chi e^{-S[\varphi+\chi,g]}, \quad (11)$$

gives rise to a Weyl-invariant effective action:

$$\Gamma_{II}[e^{w\tau} \varphi, e^{2\tau} g] = \Gamma_{II}[\varphi, g]. \quad (12)$$

Equation (12) is valid only when  $\Gamma_{II}[\varphi, g] = S[\varphi, g]$ , but still is important from the RG point of view: it is possible to obtain a Weyl-invariant effective action only if there are no perturbations to the UV action and thus no induced RG flow. Thus the (bare) UV action and the (effective) IR action are the same in this case. Said in other words, the path integration amounts to the substitution of the quantum field with the average field. A purely Gaussian theory provides an example where one can check explicitly the validity of equation (12).

Similar reasoning has been made in [12] with the exception that in that work a Stückelberg

---

<sup>2</sup>We define  $\int_{1PI} \equiv \int e^{\int \sqrt{g} \Gamma^{(1,0)}[\varphi,g] \chi}$ .

trick was used to maintain Weyl-invariance for any UV action.

## 2.2 CFT action on curved background

We have seen how to define, at least formally, a Weyl-invariant effective action and from now on the functional measure is understood to be (7). But we have to realize that on a curved background the effective action of a CFT is not Weyl-invariant since every CFT with  $c \neq 0$  is anomalous, and thus its action must contain a Polyakov term. Still, in absence of relevant perturbations, quantization will just give the IR effective action equal to the UV action.

These considerations lead to the following “split” form for the effective action of a general CFT in presence of a background metric:

$$\Gamma[\phi, g] = S_{CFT}[\phi, g] + cS_P[g]. \quad (13)$$

Here  $S_{CFT}[\phi, g]$  is the curved space generalization of the flat space CFT action  $S_{CFT}[\phi] \equiv S_{CFT}[\phi, \delta]$ , defined by its Taylor series expansion in terms of correlation functions of  $\phi$ , these being, in principle, exactly known. Very few CFT actions can be written in local form, these are the Gaussian, the Ising (in the fermion representation) and the Wess–Zumino–Witten AKM actions [3].  $S_P[g]$  is the Polyakov action and  $c$  its central charge. Other possible Weyl-invariant terms depending on the metric alone are not present in  $d = 2$ , but appear in higher dimensions.

We now give an explicit example of this construction. The Gaussian theory has  $c = 1$  and is the simplest instance of a CFT:

$$S_{CFT}^{c=1}[\phi, g] = \frac{1}{2} \int \sqrt{g} \phi \Delta \phi. \quad (14)$$

Using the one-loop trace-log formula starting from the Gaussian UV action  $\Gamma_{UV}$  we find:

$$\Gamma_{IR}[\phi, g] = \Gamma_{UV}[\phi, g] + \frac{1}{2} \text{Tr} \log \Delta - S_P[g] = \Gamma_{UV}[\phi, g], \quad (15)$$

where the second term is due to the integration of the fluctuations, while the Polyakov term with the minus sign comes from the Weyl-invariant measure (7). The two cancel since the  $\frac{1}{2} \text{Tr} \log \Delta = S_P[g]$ . In order to have  $\Gamma_{UV} \neq \Gamma_{IR}$  one needs to add a relevant perturbation triggering the RG flow.



## 2.3 Anomaly matching from the path-integral

Starting from  $\Gamma_{UV}[\phi, g] = S_{UV}[\phi, g] + c_{UV}S_P[g]$  plus relevant operators, we can consider the IR effective action obtained by integrating out fluctuations:

$$\begin{aligned} e^{-\Gamma_{IR}[\phi, g]} &= \int_{1PI} \mathcal{D}_g \chi e^{-S_{UV}[\phi+\chi, g] - c_{UV}S_P[g] + \text{relevant}} \\ &= e^{-c_{UV}S_P[g]} \int_{1PI} \mathcal{D}_g \chi e^{-S_{UV}[\phi+\chi, g]}. \end{aligned} \quad (16)$$

Since the metric is non-dynamical we passed the Polyakov term through the path integral. Here by *relevant* we mean, depending on the case, massive deformations or marginally relevant ones. An example of the first are mass terms like  $\frac{m^2}{2}\phi^2$  or  $m\bar{\psi}\psi$ , while Yang–Mills theory is an example of the second case.

If we now flow to an IR fixed point, by virtue of the splitting property (13), we must have  $\Gamma_{IR}[\phi, g] = S_{IR}[\phi, g] + c_{IR}S_P[g]$ . Choosing a dilaton background of the form  $g_{\mu\nu} = e^{2\tau}\delta_{\mu\nu}$ , we are left with:

$$e^{-S_{IR}[\phi, e^{2\tau}\delta]} e^{(c_{UV}-c_{IR})\Gamma_{WZ}[\tau, \delta]} = \int_{1PI} \mathcal{D}_{e^{2\tau}\delta} \chi e^{-S_{UV}[\phi+\chi, e^{2\tau}\delta] + \text{relevant}}, \quad (17)$$

where we used (4) on flat space  $\Gamma_{WZ}[\tau, \delta] = S_P[e^{2\tau}\delta]$ . In order to recover the flat space measure we first shift  $\chi \rightarrow e^{w\tau}\chi$  and  $\phi \rightarrow e^{w\tau}\phi$  and then use the invariance (7):

$$e^{-S_{IR}[e^{w\tau}\phi, e^{2\tau}\delta]} e^{(c_{UV}-c_{IR})\Gamma_{WZ}[\tau, \delta]} = \int_{1PI} \mathcal{D}_\delta \chi e^{-S_{UV}[e^{w\tau}(\phi+\chi), e^{2\tau}\delta] + \text{relevant}}. \quad (18)$$

Then we use the conformal invariance properties of the actions, i.e. we substitute  $S_{UV}[e^{w\tau}\phi, e^{2\tau}\delta] = S_{UV}[\phi]$  and  $S_{IR}[e^{w\tau}\phi, e^{2\tau}\delta] = S_{IR}[\phi]$  since both actions are Weyl-invariant:

$$e^{-S_{IR}[\phi]} e^{(c_{UV}-c_{IR})\Gamma_{WZ}[\tau, \delta]} = \int_{1PI} \mathcal{D}_\delta \chi e^{-S_{UV}[\chi+\phi] + \text{relevant}}. \quad (19)$$

Note that  $\mathcal{D}_\delta \chi \equiv \mathcal{D}\chi$  is the flat space measure. The only remaining dependence on  $\tau$  is due to the relevant terms, which make the path integral non-trivial. The last equality tells us that the dilaton effective action (generated by matter loops) compensates exactly the difference between the anomalies in the UV and IR. This is precisely the anomaly matching condition considered in [10, 13].

## 2.4 Proof of the integrated $c$ -theorem

We can now prove the integrated  $c$ -theorem following [10]. From equation (19),

$$e^{-S_{IR}[\varphi]} e^{-\frac{c_{UV}-c_{IR}}{24\pi} \int \tau \Delta \tau} = \int_{1PI} \mathcal{D}\chi e^{-S_{UV}[\varphi+\chi]+relevant}, \quad (20)$$

we can read off  $\Delta c$  from the terms of the dilaton two-point function quadratic in momenta. The *relevant* terms can be expanded in powers of  $\tau$ :

$$relevant = \int d^2x \tau \Theta + O(\tau^2), \quad (21)$$

where  $\Theta \equiv T^\mu_\mu$  and we omitted all terms of order  $\tau^2$  or greater since it is easy to see that they will not contribute to  $\int \tau \Delta \tau$ . We are thus interested in the following expectation:

$$\left\langle e^{\int \tau \Theta} \right\rangle_{\tau^2} = \frac{1}{2} \int d^2x \int d^2y \tau_x \tau_y \langle \Theta_x \Theta_y \rangle. \quad (22)$$

We now only have to expand  $\tau_y$  around  $\tau_x$ :

$$\tau_y = \tau_x + (y-x)^\mu \partial_\mu \tau_x + \frac{1}{2} (y-x)^\mu (y-x)^\nu \partial_\mu \partial_\nu \tau_x + \dots; \quad (23)$$

use translation invariance and compare with the coefficient of  $\int \tau \Delta \tau$  to find:

$$\Delta c = 3\pi \int d^2x x^2 \langle \Theta_x \Theta_0 \rangle_{IR}, \quad (24)$$

which is the integrated version of the  $c$ -theorem. From here one simply notices that the integral is positive (reflection positivity) to conclude that  $\Delta c \geq 0$  [3, 4].

## 3 Flow equation for the $c$ -function

The  $c$ -theorem states [4] that for a two-dimensional unitary quantum field theory, invariant under rotations and whose energy-momentum tensor is conserved, there exists a function  $c$  of the coupling constants which is monotonic along the RG flow and, at a fixed point, is stationary and equal to the central charge of the corresponding CFT. Therefore this function  $c$  is such that  $\partial_t c < 0$  (where the “RG time” is given by the logarithm of the radius  $t = \log r$ , so the flow is towards the infrared for  $r \rightarrow \infty$ , hence the minus sign). The differential equation for  $c$  can be integrated from  $r = 0$  to  $r = \infty$  and gives back (24). A natural trial definition

for an interpolating  $c$ -function is given by taking (24) with the integral which has been cut off at some scale  $\mu$  (see for instance [14]):

$$\Delta c(\mu) \equiv c_{UV} - c(\mu) = 3\pi \int_0^{2\pi} d\varphi \int_0^{\mu^{-1}} dr r^3 \langle \Theta(r) \Theta(0) \rangle . \quad (25)$$

We will follow a different approach. Instead of cutting off directly in real space we will cutoff in momentum space. This will allow us to naturally connect with the framework of the functional Renormalization Group (fRG) and to derive an exact RG flow equation the  $c$ -function.

### 3.1 The fRG flow equation for the $c$ -function

To construct the  $c$ -function is to consider a Wilsonian RG prescription. A clever way to do the momentum shell integration in a smooth way, is to introduce a suppressing factor in the path integral via  $\mathcal{D}_g \chi \rightarrow \mathcal{D}_g \chi e^{-\Delta S_k[\varphi, g]}$ . The role of the cutoff action  $\Delta S_k[\varphi, g]$  is to restrict the integration to modes above the IR scale  $k$ . In this way we obtain a scale dependent effective action  $\Gamma_k[\varphi, g]$ , which, using (13), can be decomposed as:

$$\Gamma_k[\varphi, g] = S_k[\varphi, g] + c_k S_P[g] + \text{gravitational terms} . \quad (26)$$

where  $S_k[\varphi, g]$  is defined by  $S_k[0, g] = 0$  and  $c_k$  is the scale dependent  $c$ -function. By "gravitational terms" we mean the purely geometrical terms depending on the metric alone, like  $\int \sqrt{g}$  or  $\int \sqrt{g} R$ , generated by fluctuations. The collection of the  $\Gamma_k[\varphi, g]$  for all  $k$  constitute the RG trajectory connecting  $\Gamma_{UV}[\varphi, g]$  to  $\Gamma_{IR}[\varphi, g]$ ; a cartoon of this shown in figure 1. If we now repeat the steps leading to equation (20), but with the cutoff term added, we arrive at:

$$e^{-S_k[\varphi, e^{2\tau} \delta]} e^{-\frac{c_{UV} - c_k}{24\pi} \int \tau \Delta \tau} = \int_{1PI} \mathcal{D} \chi e^{-S_{UV}[\varphi + \chi] + \text{relevant}} e^{-\Delta S_k[e^{w\tau} \chi, e^{2\tau} \delta]} . \quad (27)$$

Now a derivative of (27) with respect to the "RG time"  $t = \log k$  gives the RG flow of the central charge:

$$\partial_t c_k = -24\pi \left\langle \partial_t \Delta S_k[e^{w\tau} \chi, e^{2\tau} \delta] \right\rangle \Big|_{\int \tau \Delta \tau} , \quad (28)$$

in which the expectation value is calculated within the regularized path integral. We see that we obtain the flow of the  $c$ -function if we are able to evaluate the r.h.s. of (28), after specifying the form of the cutoff action. The running of  $c_k$  is related to the coarse-grained dilaton two-point function. To understand how to handle this equation, we need to introduce

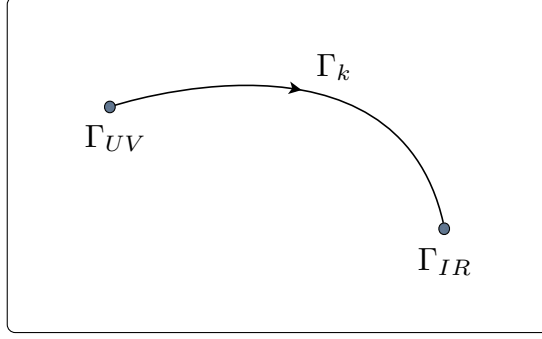


Figure 1: Cartoon depicting the flow in theory space: if the UV action  $\Gamma_{UV}$  satisfies the Wess–Zumino relation (10) with  $c = 0$ , then the IR action  $\Gamma_{IR}$  satisfies the Wess–Zumino relation (42) and the EAA, interpolating between the two, must satisfy (41) with  $\mathcal{C}_k = c_k - c_{UV}$ .

the effective average action (EAA).

In the functional RG framework, one considers an IR regulator quadratic in the fields:

$$\Delta S_k[\phi, g] = \frac{1}{2} \int d^2x \sqrt{g} \phi R_k(\Delta) \phi, \quad (29)$$

chosen to suppress field modes in a covariant way: if  $\phi_n$  is an eigenfunction of the covariant Laplacian  $\Delta \phi_n = \lambda_n \phi_n$ ,  $R_k$  will act as a mass insertion for modes with  $\lambda_n \ll k^2$ , while leaving unchanged the ones with  $\lambda_n \gg k^2$ . In this way we obtain a scale-dependent partition function:

$$Z_k[J, g] = e^{W_k[J, g]} = \int \mathcal{D}\phi e^{-S[\phi, g] - \Delta S_k[\phi, g] + \int \sqrt{g} J \phi}. \quad (30)$$

The effective average action is then defined as the (shifted) Legendre transform:

$$\Gamma_k[\varphi, g] = \int d^2x \sqrt{g} J_\varphi \varphi - W_k[J_\varphi, g] - \Delta S_k[\varphi, g], \quad (31)$$

where  $\varphi = \langle \phi \rangle$  and  $J_\varphi$  is obtained by inverting the solution of  $\frac{\delta W_k[J, g]}{\delta J} = \varphi_J$ . By using its definition in the path integral, one finds the integro-differential equation satisfied by the EAA (in which  $\phi = \varphi + \chi$ ):

$$e^{-\Gamma_k[\varphi, g]} = \int_{1PI} D\chi e^{-S_{UV}[\varphi + \chi, g] - c_{UV} S_P[g] - \Delta S_k[\chi, g]}. \quad (32)$$

The main virtue of these definitions is that the EAA satisfies an exact RG flow equation [6].

A scale derivative of (32) gives:

$$\partial_t \Gamma_k[\varphi, g] = \langle \partial_t \Delta S_k[\chi, g] \rangle = \frac{1}{2} \text{Tr} \left\{ \langle \chi_A \chi_B \rangle \partial_t R_k^{AB}[g] \right\}, \quad (33)$$

in which the expectation values are calculated with the fRG-regularized path integral. Using the fact that the Legendre transform of the generator of connected correlation functions is  $\Gamma_k + \Delta S_k$ , we have:

$$\langle \chi_i \chi_B \rangle = \left( \frac{\delta^2 \Gamma_k[\varphi, g]}{\delta \varphi_A \delta \varphi_B} + R_k^{AB}[g] \right)^{-1}. \quad (34)$$

Substituting back in the previous expression we find the functional RG equation satisfied by the EAA:

$$\partial_t \Gamma_k[\varphi, g] = \frac{1}{2} \text{Tr} \left( \frac{\delta^2 \Gamma_k[\varphi, g]}{\delta \varphi \delta \varphi} + R_k[g] \right)^{-1} \partial_t R_k[g]. \quad (35)$$

This equation is well defined, exact and offers a way to define QFTs non perturbatively [5].

From the exact flow equation for the EAA we obtain a corresponding equation for the  $c$ -function. In particular, we can express the r.h.s. of (28) using (33):

$$\partial_t c_k = -24\pi \partial_t \Gamma_k[e^{w\tau} \varphi, e^{2\tau} \delta] \Big|_{\int \tau \Delta \tau}. \quad (36)$$

Equation (36) is the exact flow equation for the  $c$ -function in the fRG framework. Using (35) in the r.h.s. leads to the following explicit form:

$$\partial_t c_k = -12\pi \text{Tr} \left( \frac{\partial_t R_k[\tau]}{\Gamma_k^{(2,0)}[\varphi, \tau] + R_k[\tau]} \right) \Big|_{\int \tau \Delta \tau}, \quad (37)$$

where we defined  $\Gamma[\varphi, \tau] \equiv \Gamma[e^{w\tau} \varphi, e^{2\tau} \delta]$  and  $R_k[\tau] \equiv R_k[e^{2\tau} \delta]$ . The exact RG flow equation for the  $c$ -function is the main result of this section.

To write more explicitly the flow equation for the  $c$ -function we define the regularized propagator  $G_k[\tau] \equiv (\Gamma_k^{(2,0)}[\varphi, \tau] + R_k[\tau])^{-1}$ , perform two functional derivatives of (36) with respect to the dilaton, set  $\tau = 0$  and extract the term proportional to  $\Delta$ :

$$\begin{aligned} \partial_t c_k &= -24\pi \left\{ \text{Tr} G_k \left( \Gamma_k^{(2,1)} + R_k^{(1)} \right) G_k \left( \Gamma_k^{(2,1)} + R_k^{(1)} \right) G_k \partial_t R_k \right. \\ &\quad - \frac{1}{2} \text{Tr} G_k \left( \Gamma_k^{(2,2)} + R_k^{(2)} \right) G_k \partial_t R_k \\ &\quad \left. - \text{Tr} G_k \left( \Gamma_k^{(2,1)} + R_k^{(1)} \right) G_k \partial_t R_k^{(1)} + \frac{1}{2} \text{Tr} G_k \partial_t R_k^{(2)} \right\} \Big|_{\Delta}, \end{aligned} \quad (38)$$



Figure 2: Diagrammatic representation of the two terms in the r.h.s. of the flow equation (40) for the  $c$ -function.

where all quantities are evaluated at  $\varphi = \tau = 0$ . Note that in (38) we had to derive the cutoff kernel  $R_k$ , since this depends explicitly on the dilaton. As shown in [16], these additional terms in the flow equation for the proper-vertices are crucial in maintaining background symmetry, here diffeomorphism invariance.

The flow equation in the form (38) is a bit cumbersome so we introduce a compact notation to rewrite it in a simpler way. If we introduce the formal operator  $\tilde{\partial}_t = \partial_t R_k \frac{\partial}{\partial R_k}$ , we can rewrite the flow equation (36) for the  $c$ -function as:

$$\partial_t c_k = -12\pi \text{Tr} \tilde{\partial}_t \log G_k[\tau] \Big|_{\int \tau \Delta \tau}, \quad (39)$$

where we used the following simple relations:

$$\tilde{\partial}_t G_k[\tau] = -G_k[\tau] \partial_t R_k[\tau] G_k[\tau] \quad \tilde{\partial}_t \log G_k[\tau] = G_k^{-1}[\tau] \tilde{\partial}_t G_k[\tau] = G_k[\tau] \partial_t R_k[\tau].$$

Now we can rewrite the flow equation (38) in the following compact form:

$$\begin{aligned} \partial_t c_k = & 12\pi \text{Tr} \tilde{\partial}_t \left\{ \left( \Gamma_k^{(2,1)} + R_k^{(1)} \right) G_k \left( \Gamma_k^{(2,1)} + R_k^{(1)} \right) G_k \right\} \\ & -12\pi \text{Tr} \tilde{\partial}_t \left\{ \left( \Gamma_k^{(2,2)} + R_k^{(2)} \right) G_k \right\} \Big|_{\Delta}, \end{aligned} \quad (40)$$

where again all quantities are evaluated at  $\varphi = \tau = 0$ . This is the form that we will use in applications in section 5. Finally, we can represent diagrammatically the two terms on the r.h.s. of (40) as in figure 2 and switch to momentum space to evaluate the diagrams by employing the techniques presented in [16]. In particular, continuous lines represent matter regularized propagators  $G_k[0]$ , while vertices with  $m$ -external wavy lines are the matter-dilaton vertices  $\Gamma_k^{(2,m)}[\varphi, \tau] + R_k^{(m)}[\tau]$ . Finally, each loop represents a  $\int d^2x \tilde{\partial}_t$  or a  $\int \frac{d^2q}{(2\pi)^2} \tilde{\partial}_t$  trace.

### 3.2 fRG derivation of the integrated $c$ -theorem

We now rederive both the integrated  $c$ -theorem and the exact flow equation for the  $c$ -function using a fRG theory space perspective.

Away from a fixed point, apart for a Wess–Zumino term with running coefficient, that for the moment we call  $\mathcal{C}_k$ , there must be many additional terms spoiling the fixed point Wess–Zumino relation (10). Since these terms vanish at a fixed point they must be proportional to the (dimensionless) beta functions. We can thus make the following ansatz:

$$\Gamma_k[e^{w\tau}\varphi, e^{2\tau}g] - \Gamma_k[\varphi, g] = \mathcal{C}_k \Gamma_{WZ}[\tau, g] + \beta\text{-terms}. \quad (41)$$

This relation can be read as a generalized running Wess–Zumino action. The  $\beta$ -terms indicate terms proportional to (at least one) dimensionless beta function which vanish at the CFTs and are generated along the flow by the fact that we are moving away from criticality.

If we now use the Weyl-invariant measure to construct the EAA, then at the UV fixed point, that is for  $k \rightarrow \infty$ , we must have  $\mathcal{C}_{UV} = 0$ . On the other hand, if we are not quantizing in a Weyl-invariant manner, we should reproduce the Wess–Zumino relation both at  $k = \infty$  and  $k = 0$ . This tells us that in fact  $\mathcal{C}_k = c_k - c_{UV}$  if the UV theory is quantized in a Weyl-invariant manner and  $\mathcal{C}_k = c_k$  if not. Weyl-invariant quantization corresponds, in the EAA formalism, to a constant shift of  $\mathcal{C}_k$ .

Relation (41) can be used to give an equivalent RG derivation of the integrated  $c$ -theorem. When we flow for  $k \rightarrow 0$  to a fixed point theory  $\text{CFT}_{IR}$ , relation (41) tells us that:

$$\Gamma_{IR}[e^{w\tau}\varphi, e^{2\tau}g] - \Gamma_{IR}[\varphi, g] = (c_{IR} - c_{UV}) \Gamma_{WZ}[\tau, g]. \quad (42)$$

If we now set  $g_{\mu\nu} = \delta_{\mu\nu}$  and expand  $\Gamma_{IR}[\varphi, \tau] \equiv \Gamma_{IR}[e^{w\tau}\varphi, e^{2\tau}\delta]$  in powers of the dilaton we find:

$$\begin{aligned} \Gamma_{IR}[e^{w\tau}\varphi, e^{2\tau}\delta] &= \Gamma_{IR}[\varphi, 0] + \int d^2x \tau_x \frac{\delta}{\delta\tau_x} \Gamma_{IR}[\varphi, \tau] \Big|_{\tau \rightarrow 0} \\ &\quad + \frac{1}{2} \int d^2x \int d^2y \tau_x \tau_y \frac{\delta^2}{\delta\tau_x \delta\tau_y} \Gamma_{IR}[\varphi, \tau] \Big|_{\tau \rightarrow 0} + \mathcal{O}(\tau^3). \end{aligned} \quad (43)$$

The functional derivatives of the effective action are related to the traces of the energy–momentum tensor:

$$\langle \Theta_x \rangle_{IR} = \frac{\delta}{\delta\tau_x} \Gamma_{IR}[\varphi, \tau] \Big|_{\tau \rightarrow 0} \quad \langle \Theta_x \Theta_y \rangle_{IR} = \frac{\delta^2}{\delta\tau_x \delta\tau_y} \Gamma_{IR}[\varphi, \tau] \Big|_{\tau \rightarrow 0}. \quad (44)$$

The first relation is identically zero at a CFT, i.e.  $\langle \Theta_x \rangle_{IR} = 0$ . Inserting the second relation in (43) and expanding, as before,  $\tau_y$  around  $\tau_x$  using (23) gives immediately the integrated  $c$ -theorem (24). This derivation represents a consistency of the ansatz (41).

It is now clear that from the Wess–Zumino relation at finite  $k$  (41) we can easily read off the flow of the central charge. In this way, since  $\partial_t c_k = \partial_t \mathcal{C}_k$ , from the coefficient of  $\int \tau \Delta \tau$  in  $\partial_t \Gamma_k[e^{w\tau} \varphi, e^{2\tau} \delta]$  we recover the exact RG flow equation for the  $c$ -function (36).

Another way to see that the flow of the  $c$ -function is given by (36) is to recognize that  $\mathcal{C}_k$  is nothing more than the coupling constant of the Polyakov action. As we said, when working on curved backgrounds one should always add the Polyakov term to a truncation. Thus the Wess–Zumino action on the r.h.s. of (41) derives from the presence of the Polyakov action, with coefficient  $\mathcal{C}_k$ , in the EAAs on the l.h.s of the same equation. Then, as just seen in the previous paragraph, a  $t$ -derivative relates  $\partial_t c_k$  to the two-point function of the dilaton. In principle one can obtain the flow of  $\mathcal{C}_k$  directly as the coefficient of  $\int \sqrt{g} R \frac{1}{\Delta} R$  but this is more laborious. Finally, note that the inclusion of the Polyakov action with running central charge makes the truncation consistent with the conformal anomaly both in the UV and in the IR. To understand the  $\beta$ -terms we will consider, in the next section, the scale anomaly.

## 4 General form of the effective average action

In this section we put forward some requirements which an ansatz for the EAA should satisfy. These requirements are motivated from the fact that the EAA should reproduce some generic features of QFTs, namely the scale and the conformal anomaly. In particular we will try to shed light on the nature of the  $\beta$ -terms introduced in equation (41).

### 4.1 The local ansatz and its limitations

When studying truncations of the EAA, one generally starts by expanding the functional in terms of local operators compatible with the symmetries of the system:

$$\Gamma_k[\varphi, g] = \sum_i g_{i,k} \int d^2x \sqrt{g} \mathcal{O}_i[\varphi, g]. \quad (45)$$

This equation defines the running coupling constants  $g_{i,k}$ , which become the coordinates that parametrize theory space in the given operator basis.

A class of operators, which is not complete, but allows many computations to be performed analytically, is the one composed of powers of the field, i.e.  $\mathcal{O}_i[\varphi, g] = \varphi^{2i}$  and



$g_{i,k} = \frac{\lambda_{2i,k}}{(2i)!}$ . In this approximation, one usually re-sums the field powers into a running effective potential  $V_k(\varphi)$  and equivalently considers the following ansatz for the EAA:

$$\Gamma_k[\varphi, g] = \int d^2x \sqrt{g} \left[ \frac{1}{2} \varphi \Delta \varphi + V_k(\varphi) \right], \quad (46)$$

known as local potential approximation (LPA). Within this this truncation the exact flow equation (35) becomes a partial differential equation:

$$\partial_t V_k(\varphi) = c_d \frac{k^d}{1 + V_k''(\varphi)/k^2}, \quad (47)$$

with  $c_d^{-1} = (4\pi)^{d/2} \Gamma(d/2 + 1)$ . Even such a simple truncation is able to manifest qualitatively all the critical information relative to the theory space of scalar theories and in particular the fixed point structure [17].

However, the effective action usually contains also nonlocal terms. Some of these nonlocal terms are directly related to the finite part of the effective action [18], which generally has a complicated form encoding all the information contained in the correlation functions or amplitudes. These terms are not present in the LPA which can be seen as the limit where we discard all the momentum structure of the vertices.

Nevertheless there are other nonlocal terms that are non-zero only away from a fixed point: these are the  $\beta$ -terms introduced in equation (41). As we will explain in the this section these terms are needed to recover known results and will play a central role in our computations. If we limit ourselves to the local truncation ansatz (45), then one finds that the flow equation for the  $c$ -function is driven only by the classical non Weyl-invariant terms, which is not correct. This is not due to the fact that the flow equation (36) is wrong, rather, it is the truncation ansatz (45) that is insufficient. Fluctuations induce the  $\beta$ -terms of equation (41) and we will see that these are crucial in driving the flow of the  $c$ -function.

We will argue that these nonlocal terms have a precise form. We will do this requiring the EAA to reproduce the scale anomaly.

## 4.2 Nonlocal ansatz and the scale anomaly

It is easy to understand the origin of the terms on the r.h.s. of (41) which are linear in  $\tau$ : they are related to the scale anomaly. To see this let us rescale the fields and expand the

EAA in powers of the dilaton:

$$\Gamma_k[\varphi, \tau] = \Gamma_k[\varphi, 0] + \int d^2x \tau \langle \Theta \rangle_k + O(\tau^2), \quad (48)$$

where:

$$\langle \Theta \rangle_k = \frac{\delta}{\delta \tau} \Gamma_k[\varphi, \tau] \Big|_{\tau \rightarrow 0}, \quad (49)$$

defines the scale dependent energy-momentum tensor trace. In the IR the EAA reduces to the standard effective action, which generally is scale anomalous. If we start with some UV action deformed by terms of the form  $\sum_j g_j \int d^2x \sqrt{g} \mathcal{O}_i$ , the corresponding scale anomaly in flat space reads:

$$\int d^2x \sqrt{g} \langle \Theta \rangle_{IR} = - \sum_i (\beta_i - d_i g_i) \int d^2x \mathcal{O}_i[\varphi, \delta], \quad (50)$$

where  $d_i$  are the dimensions of the coupling constants. The expression in brackets is nothing but the beta function of the dimensionless coupling:

$$k^{d_i} \tilde{\beta}_i = \beta_i - d_i g_i. \quad (51)$$

This is a standard result known from both ordinary and conformal perturbation theories [3].

Now we consider again the  $\beta$ -terms on the r.h.s. of (41). They come from the conformal variation of the EAA which should include also the terms due to the scale anomaly. Therefore it is natural to generalize the above equation for a generic  $k$ :

$$\langle \Theta_x \rangle_k = - \sum_i k^{d_i} \tilde{\beta}_i \int d^2x \mathcal{O}_i[\varphi, \delta]. \quad (52)$$

If we insert this into (48) we find:

$$\Gamma_k[\varphi, \tau] = \Gamma_k[\varphi, 0] - \tau \sum_i k^{d_i} \tilde{\beta}_i \int d^2x \mathcal{O}_i[\varphi, \delta] + O(\tau^2). \quad (53)$$

This expression gives a non trivial flow of the  $c$ -function since we now have the vertex

$$\Gamma_k^{(2,1)}[\varphi, \tau] \Big|_{\varphi=\tau=0} = - \sum_i k^{d_i} \tilde{\beta}_i \int \mathcal{O}_i^{(2,0)}[0, 0] \quad (54)$$

to insert in the r.h.s. of the exact flow equation (40).

We now propose a covariant form for (53) using the following properties:

$$g_{\mu\nu} \rightarrow e^{2\tau} g_{\mu\nu} \quad \rightarrow \quad \frac{1}{2\Delta} R \rightarrow \frac{1}{2\Delta} R + \tau. \quad (55)$$

With this and  $\mathcal{O}_i \rightarrow e^{w_i\tau} \mathcal{O}_i$ , it is easy to verify that the action

$$\Gamma_k[\varphi, g] = \sum_i g_{i,k} \int \sqrt{g} \mathcal{O}_i[\varphi, g] - \frac{1}{2} \sum_i \beta_i \int \sqrt{g} \mathcal{O}_i[\varphi, g] \frac{1}{\Delta} R + \dots, \quad (56)$$

reproduces (53) to linear order in  $\tau$ . In order to get an ansatz consistent also with the conformal anomaly we need to add to (56) the Polyakov term with as coefficient the running central charge  $\mathcal{C}_k$ :

$$\Gamma_k[\varphi, g] = \sum_i g_{i,k} \int \sqrt{g} \mathcal{O}_i[\varphi, g] - \frac{1}{2} \sum_i \beta_i \int \sqrt{g} \mathcal{O}_i[\varphi, g] \frac{1}{\Delta} R - \frac{\mathcal{C}_k}{96\pi} \int \sqrt{g} R \frac{1}{\Delta} R. \quad (57)$$

The form (57) represents a parametrization of the EAA consistent with (41) to linear order in the beta functions and hints to what could be the general form of the EAA away from criticality. For the time being we will not improve further our ansatz, since we will see in the next section, that the understanding of the linear terms in the beta functions is already sufficient to build the  $c$ -function in some non-trivial cases. We hope to come back to the issue of higher order terms in  $\tau$ , which may play a role in making a bridge between the fRG perspective adopted here and the ideas related to the local RG [9].

## 5 Applications

### 5.1 Checking exact results

Here we provide two examples where the  $c$ -function and the difference  $c_{UV} - c_{IR}$  are computed and can be compared to known exact results. We will consider a free scalar field and a free (Majorana) fermionic field whose fixed point actions are perturbed by a mass term, so they flow to  $c_{IR} = 0$ .

#### 5.1.1 Massive deformation of the Gaussian fixed point

We consider a scalar field with Gaussian action and  $c_{UV} = 1$  perturbed by a mass term. Since the beta function of the mass is zero (there are no interactions), our general ansatz (57) for

the EAA reads:

$$\Gamma_k[\phi, g] = \frac{1}{2} \int d^2x \sqrt{g} \phi (\Delta + m^2) \phi - \frac{c_k}{96\pi} \int \sqrt{g} R \frac{1}{\Delta} R, \quad (58)$$

or when we rescale the fields:

$$\Gamma_k[\phi, e^{2\tau} \delta] = \frac{1}{2} \int d^2x \phi (\Delta + e^{2\tau} m^2) \phi - \frac{c_k}{24\pi} \int \tau \Delta \tau. \quad (59)$$

It's clear that the only interaction between  $\phi$  and  $\tau$  is the one induced by the dimension of the mass. In order to avoid possible vertices coming from the cutoff action we use the mass cutoff  $R_k(z) = ak^2$  which has the advantage of having no dependence with respect to the background metric. We have introduced the parameter  $a$  to check the cutoff independence of the result. After a short computation<sup>3</sup> we find the following flow:

$$\partial_t c_k = \frac{4ak^2 m^4}{(ak^2 + m^2)^3}, \quad (60)$$

where  $m$  is the dimensionful mass. This RG flow occurs along trajectory  $-I$  of figure 3.

Integrating the above differential equation, with the initial condition  $c_\infty = 1$  (the central charge of the Gaussian fixed point) we find:

$$c_k = 1 - \frac{m^4}{(ak^2 + m^2)^2}. \quad (61)$$

In the  $k \rightarrow 0$  limit this gives  $c_0 = 0$  which implies  $\Delta c = 1$  independently of the cutoff parameter  $a$ . As expected a massive deformation of the Gaussian fixed point leads in the IR to a theory with zero central charge.

### 5.1.2 Massive deformation of the Wilson–Fisher fixed point

In this example we make a massive deformation of the Wilson–Fisher, or Ising, fixed point. The critical Ising theory is described by a free Majorana fermion and a massive deformation of this correspond to consider  $T > T_c$  [3]. According to our general ansatz (57) and considering that, as before, the mass beta function is zero, the EAA reads:

$$\Gamma_k[\bar{\psi}, \psi, g] = \int d^2x \sqrt{g} \bar{\psi} (\not{\nabla} + m) \psi - \frac{c_k}{96\pi} \int \sqrt{g} R \frac{1}{\Delta} R, \quad (62)$$

---

<sup>3</sup>We need to evaluate the first diagram of figure 2, for more details see section 5.2.

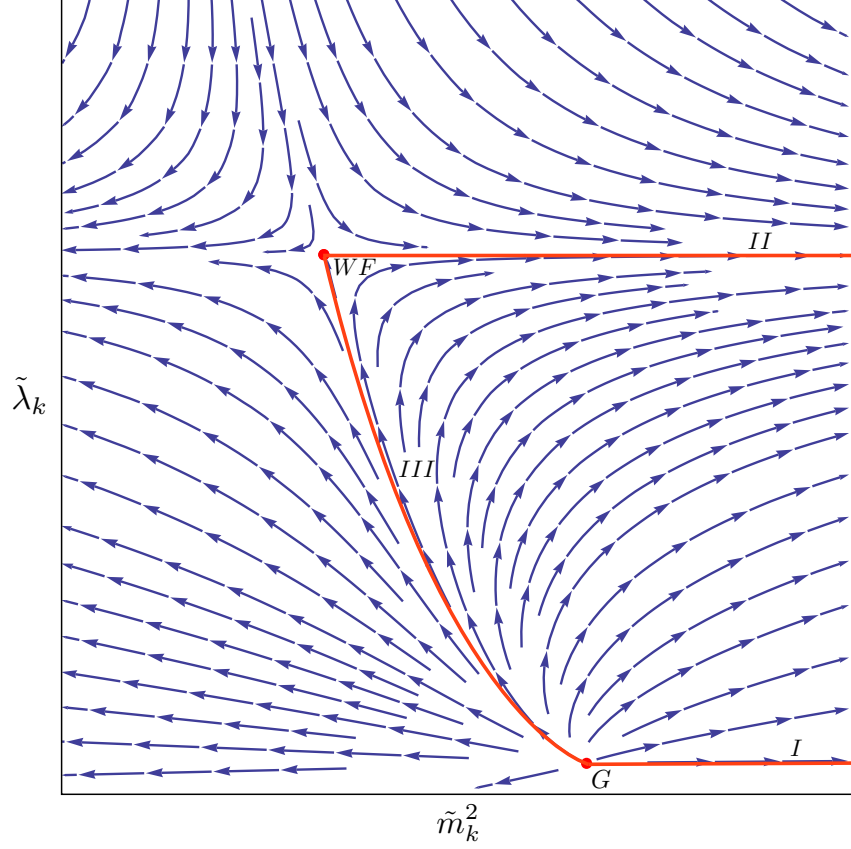


Figure 3: The flow in the  $(\tilde{m}_k^2, \tilde{\lambda}_k)$  plane showing the Gaussian (G) and Wilson–Fisher (WF) fixed points. The flow induced by the massive deformation of the Gaussian fixed point is represented by trajectory–*I*, the flow induced by the massive deformation of the Wilson–Fisher fixed point is represented by trajectory–*II* while the flow between the two fixed point happens along trajectory–*III*.

or after the rescaling:

$$\Gamma_k[e^{\tau/2}\bar{\psi}, e^{\tau/2}\psi, e^{2\tau}\delta] = \int d^2x \bar{\psi} (\not{\nabla} + e^\tau m) \psi - \frac{c_k}{24\pi} \int \tau \Delta \tau. \quad (63)$$

The computation proceeds along the lines of the scalar case. Once again we use the mass cutoff  $R_k = ak$  and we find:

$$\partial_t c_k = \frac{akm^2}{(ak + m)^3}.$$

This RG flow occurs along trajectory *II* of figure 3.

Integrating this equation with boundary condition  $c_\infty = \frac{1}{2}$  (the central charge of the Ising model) leads to

$$c_k = \frac{1}{2} - \frac{m^2}{2(ak + m)^2}, \quad (64)$$

which gives  $c_0 = 0$  and  $\Delta c = \frac{1}{2}$  as expected.

## 5.2 The $c$ -function in the local potential approximation

The local potential approximation (LPA), introduced in section 4.1, is characterized by the action (46); in our case generalizes to:

$$\Gamma_k[\varphi, g] = \int d^2x \sqrt{g} \left[ \frac{1}{2} \varphi \Delta \varphi + V_k(\varphi) - \frac{1}{2} \partial_t V_k(\varphi) \frac{1}{\Delta} R - \frac{c_k}{96\pi} R \frac{1}{\Delta} R \right], \quad (65)$$

or after rescaling the fields:

$$\Gamma_k[\varphi, e^{2\tau}\delta] = \int d^2x \left[ \frac{1}{2} \varphi \Delta \varphi + e^{2\tau} V_k(\varphi) - \partial_t V_k(\varphi) \tau - \frac{c_k}{24\pi} \tau \Delta \tau \right]. \quad (66)$$

If we now pass to dimensionless variables,  $\varphi = k^{-w} \tilde{\varphi}$  and  $V_k(\varphi) = k^2 \tilde{V}_k(\tilde{\varphi})$ , then the second and third terms in the above equation, to linear order in  $\tau$ , become  $V_k(\varphi) - k^2 \partial_t \tilde{V}_k(\tilde{\varphi}) \tau$ , so that the scalar-dilaton interaction is proportional to the dimensionless scale derivative of the potential.

To obtain the flow equation for the  $c$ -function we use (40) and the mass cutoff  $R_k(z) = k^2$  so that all cutoff vertices drop out. Only the first diagram of figure 2 contributes terms of

order  $p^2$  in the external momenta, more specifically we need to evaluate the integral:

$$\partial_t c_k = -12\pi (\partial_t \tilde{V}_k''(\varphi_0))^2 k^4 \int \frac{d^2 q}{(2\pi)^d} G_k^2(q^2) G_k((p+q)^2) \partial_t R_k(q^2) \Big|_{p^2}, \quad (67)$$

with the following regularized propagator:

$$G_k(q^2) = \frac{1}{q^2 + V_k''(\varphi_0) + R_k(q^2)}. \quad (68)$$

Here  $\varphi_0$  is the minimum of the running effective potential, i.e. the solution of  $V_k'(\varphi) = 0$ . With the mass cutoff one finds the following result:

$$\int \frac{d^2 q}{(2\pi)^d} G_k^2(q^2) G_k((p+q)^2) \partial_t R_k(q^2) \Big|_{p^2} = -\frac{1}{12\pi k^4 (1 + \tilde{V}_k''(\varphi_0))^3}, \quad (69)$$

provided that  $\tilde{V}_k''(\varphi_0) > -1$ , since otherwise the momentum integral does not converge. Inserting this back in (67) finally gives:

$$\partial_t c_k = \frac{(\partial_t \tilde{V}_k''(\varphi_0))^2}{(1 + \tilde{V}_k''(\varphi_0))^3}, \quad (70)$$

which is the flow equation for the  $c$ -function in the LPA with a mass cutoff. This the main result of this section. Note that since (70) is valid under the condition  $\tilde{V}_k''(\varphi_0) > -1$ , the  $c$ -theorem  $\partial_t c_k \geq 0$  is indeed satisfied within the LPA.

### 5.2.1 Flow between the Gaussian and Wilson–Fisher fixed points

We now consider the simple case where there are just two running couplings parametrizing theory space, i.e. we expand the running effective potential in a Taylor series:

$$V_k(\varphi) = \frac{1}{2!} m_k^2 \varphi^2 + \frac{1}{4!} \lambda_k \varphi^4 + \dots \quad (71)$$

where  $m_k^2$  is the mass and  $\lambda_k$  the quartic self-interaction. Inserting (71) in the flow equation for the effective potential (47) and projecting out the flow of the two couplings gives, after passing to dimensionless variables  $m_k^2 = k^2 \tilde{m}_k^2$  and  $\lambda_k^2 = k^2 \tilde{\lambda}_k$ , the following system of beta functions:

$$\partial_t \tilde{m}_k^2 = -2\tilde{m}_k^2 - \frac{1}{4\pi} \frac{\tilde{\lambda}_k}{(1 + \tilde{m}_k^2)^2} \quad \partial_t \tilde{\lambda}_k = -2\tilde{\lambda}_k + \frac{3}{2\pi} \frac{\tilde{\lambda}_k^2}{(1 + \tilde{m}_k^2)^3}. \quad (72)$$

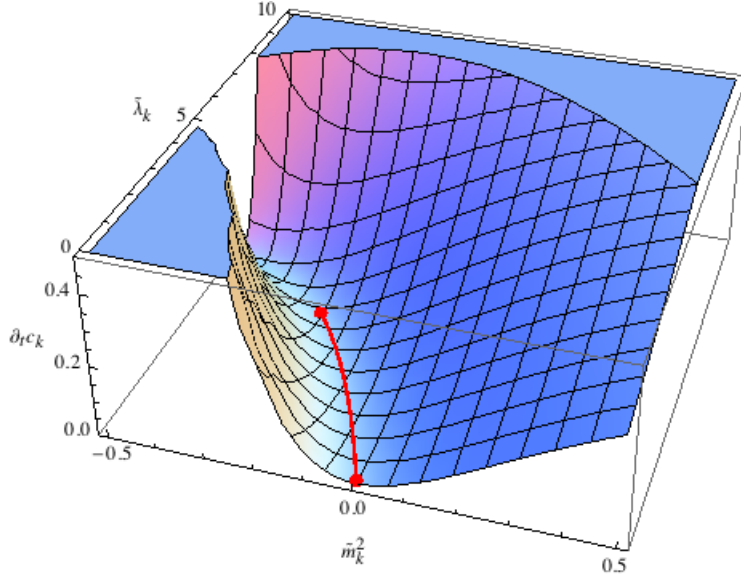


Figure 4:  $\partial_t c_k$  in the  $(\tilde{m}_k^2, \tilde{\lambda}_k)$  plane. We marked with a red dot the position of the Gaussian and Wilson–Fisher fixed points.

This system has two fixed points: the Gaussian  $(\tilde{m}_k^2, \tilde{\lambda}_k) = (0, 0)$  and the Wilson–Fisher  $(\tilde{m}_k^2, \tilde{\lambda}_k) = (-\frac{1}{4}, \frac{3\pi}{2})$ . The Gaussian fixed point has two IR repulsive directions, while the Wilson–Fisher fixed point has one IR repulsive and one IR attractive direction. The trajectories starting along these directions are shown in figure 3, in particular trajectory–III connects the two fixed points. One can see that this last trajectory is the set of points where the dimensionless mass beta function vanishes  $\tilde{\lambda}_k = -8\pi \tilde{m}_k^2 (1 + \tilde{m}_k^2)$ .

We can now use (70) to evaluate the  $c$ -function in this truncation. This turns out to be simply related to the square of the dimensionless mass beta function:

$$\partial_t c_k = \frac{1}{(1 + \tilde{m}_k^2)^3} (\partial_t \tilde{m}_k^2)^2 = \frac{1}{(1 + \tilde{m}_k^2)^3} \left( 2\tilde{m}_k^2 + \frac{1}{4\pi} \frac{\tilde{\lambda}_k}{(1 + \tilde{m}_k^2)^2} \right)^2. \quad (73)$$

As for (70), the result is only valid for  $\tilde{m}_k^2 > -1$ , so in this range we do have  $\partial_t c_k \geq 0$ , which is consistent with the  $c$ -theorem. The flow (73) is similar to the one given in [8], which was there found "by trial and error". Equation (73) is the first non-trivial example of explicit flow equation for the  $c$ -function obtained using the procedure presented in this work. In figure 4 we plot  $\partial_t c_k$  in the plane  $(\tilde{m}_k^2, \tilde{\lambda}_k)$ : one can see that the magnitude of  $\partial_t c_k$  is smaller along a "valley" containing the two fixed points. Along this valley lies the trajectory connecting them, trajectory–III of figure 3.



We would like to compute  $\Delta c$  by integrating the flow of the central charge along the path connecting the Gaussian and Wilson–Fisher fixed points, but in this simple truncation trajectory–*III* is defined by the vanishing of the dimensionless mass beta function, and thus  $\partial_t c_k$  is zero along it. To find a non–trivial result, we need to consider a more refined truncation ansatz for the running effective potential. We leave these studies to future work.

### 5.2.2 Sine–Gordon model

We now consider the Sine–Gordon model which, in the continuum limit, is described by the following action [3]:

$$S_{SG}[\phi] = \int d^2x \left[ \frac{1}{2} \phi \Delta \phi - \frac{m^2}{\beta^2} (\cos(\beta \phi) - 1) \right], \quad (74)$$

where  $m$  is the mass and  $\beta$  is a coupling constant. This theory can be seen as a massive deformation of the Gaussian fixed point action (with  $c_{UV} = 1$ ) and indeed we will find  $c_{IR} = 0$ .

The Sine–Gordon model can be described by an LPA with effective potential:

$$V_k(\varphi) = -\frac{m_k^2}{\beta_k^2} (\cos(\beta_k \varphi) - 1). \quad (75)$$

We find the following form for the beta functions of  $m_k$  and  $\beta_k$ :

$$\begin{aligned} \partial_t \tilde{m}_k^2 &= \frac{\tilde{m}_k^2 (\beta_k^2 - 8\pi (1 + \tilde{m}_k^2))}{4\pi (1 + \tilde{m}_k^2)} \\ \partial_t \beta_k &= -\frac{3\tilde{m}_k^2 \beta_k^3}{8\pi (1 + \tilde{m}_k^2)^2}, \end{aligned}$$

where  $\tilde{m}_k^2 = m_k^2/k^2$  is the dimensionless mass. Inserting the Sine–Gordon running potential (75) into the flow equation (70) now gives:

$$\partial_t c_k = \frac{\tilde{m}_k^4 (\beta_k^2 - 8\pi (1 + \tilde{m}_k^2))^2}{16\pi^2 (1 + \tilde{m}_k^2)^5}. \quad (76)$$

We solved the system of equations numerically imposing  $c_{UV} = 1$  finding  $\Delta c \simeq 0.998$ , in satisfactory agreement with the exact result  $\Delta c = 1$ . In figure 5 we plot the running of  $c_k$  as well as its beta function.

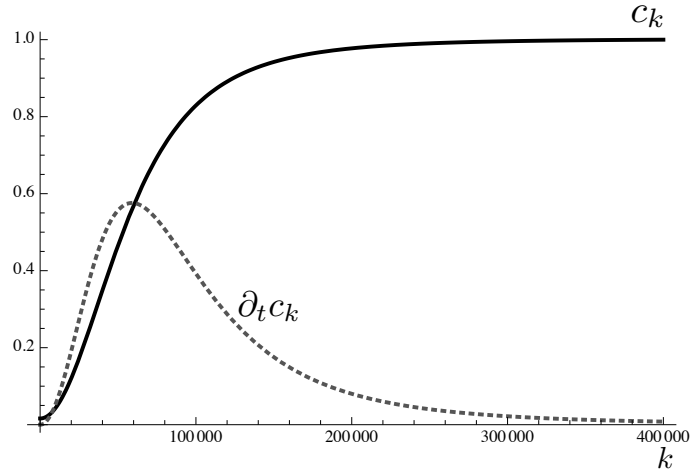


Figure 5: Flow of the Sine-Gordon model: the continuous line shows the running of the  $c$ -function and the dotted line has a bell shape meaning that the beta function of  $c_k$  is zero at the endpoints of the flow.

### 5.3 The $c$ -function in the loop expansion

The last approximation we will consider is the loop expansion. The exact flow equation for the EAA (35) can be solved perturbatively [19, 20] loop by loop. We review this in the Appendix. In the first part of this section we will look at the various contributions diagrammatically, while in the second part we will explicitly evaluate one subclass of these.

#### 5.3.1 Zamolodchikov's metric: diagrammatics

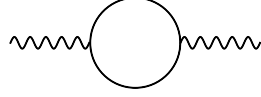
Using relation (104) we can compute the running of the EAA at each order in the loop expansion. The running of the  $L$ -th term  $\partial_t \Gamma_{L,k}$ , say, will contain a contribution to the running of  $c_k$  that we will call  $\partial_t c_{L,k}$ . The term  $c_{L,k}$  arises only from diagrams with  $L$  matter loops and two dilaton external lines. In this way we can build a loop expansion for the  $c$ -function.

We can start by applying this construction step by step so to make clear how everything works. We will work with a  $\mathbb{Z}_2$ -symmetric scalar theory, so that the part linear in the dilaton of our general ansatz (57) takes the form:

$$\sum_n \frac{1}{(2n)!} \tilde{\beta}_{2n} \varphi^{2n} \tau, \quad (77)$$


where  $\tilde{\beta}_2$  is the mass beta function,  $\tilde{\beta}_4$  is the  $\varphi^4$  coupling beta function, and so on.

At one loop, we have only the following diagram, obtained from (105) of the Appendix by functional derivation with respect to the dilaton,

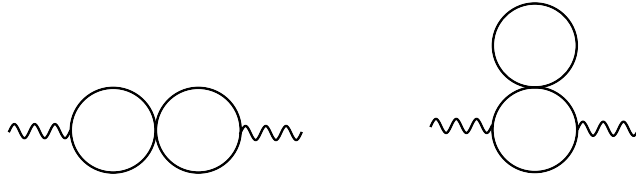


Here we adopt the same diagrammatic rules of section 3.2 where the continuous line represents the regularized propagator (in this case given in equation (106) of the Appendix), while the wavy line represents the dilaton. On every diagram the operator  $\tilde{\partial}_t$  acts, but in this case it is just  $\partial_t$ . In this diagram the vertices, are derived from (77), is the mass beta function, so this contribution goes like  $\tilde{\beta}_2^2$  and we recover the LPA result (70) as one would expect.

From the flow of the two-loop contribution, (111) of the Appendix, we obtain different terms. We get the “non-diagonal” contribution (we will make this jargon clear in a second):




proportional to  $\tilde{\beta}_2 \tilde{\beta}_4$ . Together with this, we also have the following 2-loop diagonal contributions:

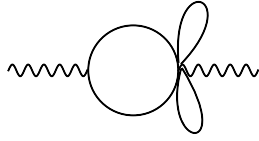


which are proportional to  $\lambda_2 \tilde{\beta}_2^2$ . These represent a diagonal but coupling-dependent contribution, in the sense that couplings do not only appear through the beta functions. When going to 3-loops, 4-loops and so on, corresponding diagrams must be considered for all the diagonal contributions.

At three loops (remember we are considering a  $\mathbb{Z}_2$ -symmetric theory, so there are no scalar odd power interactions) we get again the “diagonal” contributions:



both proportional to  $\tilde{\beta}_4^2$ , as well as a nondiagonal one:



proportional to  $\tilde{\beta}_2 \tilde{\beta}_6$ . From these first diagrams we clearly see that from the structure of the loop expansion we only get terms quadratic in the beta functions.

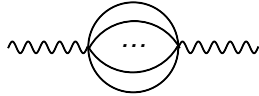
We can indeed follow Zamolodchikov and define the “metric”  $g_{ij}$  through:

$$\partial_t c_k = g_{ij} \tilde{\beta}^i \tilde{\beta}^j. \quad (78)$$

Our construction gives a diagrammatic representation of it within the loop expansion. It is also clear now what we meant by diagonal or nondiagonal contributions: they refer to the entries of this metric. In principle one can evaluate all these diagrams for a generic cutoff  $R_k(z)$  but this turns out to be a difficult analytical task. In the next section we will be able to evaluate analytically one particular class of diagonal entries<sup>4</sup>.

### 5.3.2 Diagonal contributions

At  $L$ -loop order, the simplest coupling-independent diagonal contribution comes from the following diagram:



corresponding to the expression:

$$\partial_t \Gamma_{L,k} = -\frac{1}{2(L+1)!} \tilde{\beta}_{L+1}^2 k^4 \int d^2 x \int d^2 y \tau_x \tau_y \tilde{\partial}_t [G_k(x-y)]^{L+1} \quad (79)$$

(which generalizes equation (115) of the Appendix). In the above equation the  $2(L+1)!$  comes from the symmetry factor of the diagram, and the minus sign from the fact that we are acting with an overall  $\tilde{\partial}_t$ . To recover the contribution to  $\partial_t c_k$  is simple: expand  $\tau_y$  around  $x$  as in equation (23), and isolate the proper term according to equation (36).

To see more explicitly the form that the metric of Zamolodchikov takes, we need some preliminary results. Using a mass cutoff  $R_k = k^2$ , the zero mass running renormalized

---

<sup>4</sup>One can see that in the limit  $m^2 \rightarrow 0$  and for coupling-independent entries this are the only non-zero diagonal contributions.

propagator (106) will be the same as the standard massive one, only with  $k^2$  in place of the mass  $m^2$ , and the cutoff vertices play no role. In real space the propagator reads:

$$G_k(x-y) = \frac{1}{2\pi} K_0\left(|x-y| \sqrt{ak^2}\right), \quad (80)$$

where  $K_0$  is the Bessel  $K$ -function of order zero. We introduced the parameter  $a$ , eventually to be sent to 1, because in this way we have the simpler formula

$$\tilde{\partial}_t f[R_k] = 2\partial_a f[ak^2] \Big|_{a \rightarrow 1}. \quad (81)$$

The different contributions are then calculated after expanding  $\tau_y$  around  $x$  using (23). We find:

$$\partial_t \Gamma_{L,k} = \frac{k^4}{(L+1)!} \tilde{\beta}_{L+1}^2 \int d^2x \tau_x \Delta \tau_x \int d^2y \frac{y^2}{2(2\pi)^{L+1}} \partial_a \left[ K_0\left(|y| \sqrt{ak^2}\right) \right]^{L+1} \Big|_{a \rightarrow 1}. \quad (82)$$

These diagonal terms can be written to all orders, they give a contribution to the flow equation for  $c_k$  of the form:

$$\partial_t c_{L,k} = \mathcal{A}_L \tilde{\beta}_{L+1}^2, \quad (83)$$

in which we defined the quantity

$$\mathcal{A}_L \equiv \frac{3}{2^L \pi^{L-1} L!} \int_0^\infty dx x^4 [K_0(x)]^L K_1(x). \quad (84)$$

Note the interesting thing that contributions at loop order  $L$  are proportional to the square of the beta function of the coupling  $\tilde{\lambda}_{L+1,k}$ . Thus the flow of  $c_k$  receives contributions from all loops (as it is inherently non perturbative) but a given interaction starts to contribute only at a given loop order. All the  $\mathcal{A}_L$  can be evaluated numerically and they turn out to be positive. The numerical values of the first  $\mathcal{A}_L$  are shown in table 1. Note the fast decrease relative to the one-loop value.

We can now write down the contribution of this class of diagrams to the running of the  $c$ -function at all loops in the  $\mathbb{Z}_2$ -symmetric case:

$$\partial_t c_k^{(diagonal)} = \sum_{i=1}^{\infty} \mathcal{A}_{2i-1} \tilde{\beta}_{2i}^2, \quad (85)$$

which also gives the explicit form for the diagonal entries of the Zamolodchikov metric. Since this sum is manifestly positive, we can say that the  $c$ -theorem is satisfied to all loops by the

$\mathcal{A}_1$	$\mathcal{A}_2$	$\mathcal{A}_3$	$\mathcal{A}_4$	$\mathcal{A}_5$	$\mathcal{A}_6$	$\mathcal{A}_7$
1	0.0182	$4.778 \times 10^{-4}$	$1.485 \times 10^{-5}$	$5.066 \times 10^{-7}$	$1.825 \times 10^{-8}$	$6.8 \times 10^{-10}$

Table 1: First few numerical values of  $\mathcal{A}_L$ .

diagonal terms considered.

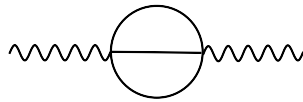
As we have seen previously, the entries of Zamolodchikov’s metric contain a coupling-independent piece, plus further pieces proportional to increasing powers of the coupling constants, as we increase the loop order. The positivity properties of the metric are far from trivial when all these terms are involved. However, when the couplings are sufficiently small, the positivity will be determined solely by the coupling independent terms.

### 5.3.3 Non-unitary theories

Finally we make a comment on when the  $c$ -theorem is not satisfied, i.e. the case when  $\partial_t c_k < 0$ . We know that the  $c$ -theorem does not hold without the unitarity assumption [4]. This can indeed be checked explicitly. It’s easy to see that when one considers interactions with complex couplings then the coefficients in the loop expansion turn negative. For instance, one notable example is the Lee-Yang model [3], in which one introduces the non-unitary complex interaction:

$$S_{LY}[\phi] = \int d^2x \left[ \frac{1}{2} \phi \Delta \phi + ig \phi^3 \right]. \quad (86)$$

A simple analysis reveals that this interaction contributes to the running of  $c_k$  through the following diagram:



which turns out to have the wrong sign to be consistent with the  $c$ -theorem:

$$\partial_t c_k = -\mathcal{A}_2 \tilde{\beta}_3^2 < 0, \quad (87)$$

since  $\mathcal{A}_2 > 0$ , as reported in table 1.

## 6 The $c$ -function and Newton’s constant

In this section we derive an interesting relation between the  $c$ -function and the (matter induced) beta function of Newton’s constant. This can then be used to obtain another form

of the flow of the central charge  $\partial_t c_k$ .

## 6.1 Relation between $c_k$ and $\beta_{G_k}$

To obtain this relation we need to consider what happens when in equation (56) we set  $\mathcal{O} = R$ . Since the coupling constant of the invariant  $\int \sqrt{g} R$  is  $-\frac{1}{16\pi G_k}$ , where  $G_k$  is the running Newton's constant, one finds, for the gravitational part of the EAA, the following form<sup>5</sup>:

$$\Gamma_k[0, g] = \int d^2x \sqrt{g} \left[ -\frac{1}{16\pi G_k} R - \frac{1}{4} \partial_t \left( -\frac{1}{16\pi G_k} \right) R \frac{1}{\Delta} R + \dots \right]. \quad (88)$$

We recognize that the Polyakov term above is the same that we included in our general ansatz for the EAA (57). Thus we infer that there is a relation between the beta function of Newton's constant and the running  $c$ -function:

$$\partial_t \left( -\frac{1}{16\pi G_k} \right) = \frac{\mathcal{C}_k}{24\pi}. \quad (89)$$

This is a nontrivial statement by itself. It tells us that the running  $c$ -function for a certain matter field type can also be computed from the contributions of that kind of matter to the beta function of Newton's constant. In fact a derivative of (89) with respect to the RG scale gives (remember that  $\partial_t \mathcal{C}_k = \partial_t c_k$ ):

$$\partial_t c_k = \frac{3}{2G_k^2} \left( \partial_t \beta_{G_k} - 2 \frac{\beta_{G_k}^2}{G_k} \right), \quad (90)$$

where  $\beta_{G_k} \equiv \partial_t G_k$  is the Newton's constant beta function. We will check the consistency of relation (89) in the case of a minimally coupled and a self-interacting scalar.

## 6.2 Minimally coupled scalar

Consider a minimally coupled scalar describing a massive deformation of the Gaussian fixed point as discussed in section 5.1.1. The action is given in (58) and the exact flow equation (35) for this case reads:

$$\partial_t \Gamma_k[\varphi, g] = \frac{1}{2} \text{Tr} \frac{\partial_t R_k(\Delta)}{\Delta + m^2 + R_k(\Delta)}. \quad (91)$$

Note that the dilaton plays no role now, since we are free to set  $\tau = 0$ . Instead, to find  $c_k$  using (89) we need to extract the terms in the trace on the r.h.s. of (91) that are proportional

---

<sup>5</sup>We need here 1/4 instead of 1/2 because of the further symmetry we have in exchanging the two  $R$ s

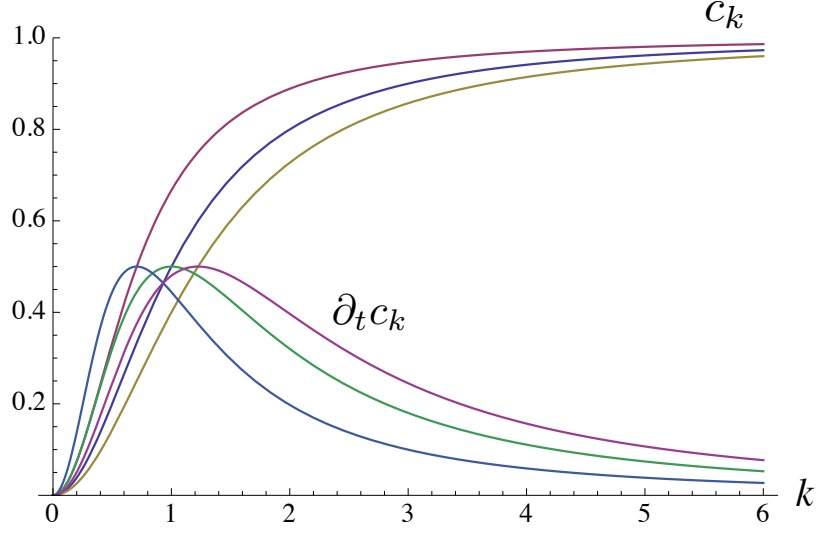


Figure 6:  $c_k$  and  $\partial_t c_k$  as a function of  $k$  for a massive deformation of a minimally coupled scalar. Mass ( $a = 1$ ), optimized ( $a = 1$ ) and exponential ( $a = 1, b = 1$ ) cutoffs (upper curves), exponential ( $a = 1, b = \frac{1}{2}$ ) cutoff (middle curves), exponential ( $a = 1, b = \frac{3}{2}$ ) cutoff (lower curves). In all cases we set  $m^2 = 1$ .

to the invariant  $\int \sqrt{g} R$ . As usual, this can be done using the heat kernel expansion [21]. Defining  $h_k(z) = \frac{\partial_t R_k(z)}{z + m^2 + R_k(z)}$ , one finds:

$$\frac{1}{2} \text{Tr } h_k(\Delta) \Big|_{\int \sqrt{g} R} = \frac{1}{8\pi} \frac{1}{6} h_k(0) \int d^2 x \sqrt{g} R, \quad (92)$$

which, when compared with the scale derivative of  $-\frac{1}{16\pi G_k} \int \sqrt{g} R$  on the l.h.s. of (91), gives:

$$\partial_t \left( -\frac{1}{16\pi G_k} \right) = \frac{1}{8\pi} \frac{1}{6} h_k(0). \quad (93)$$

Thus our formula (89) leads to<sup>6</sup>:

$$c_k = \frac{1}{2} h_k(0). \quad (94)$$

Note that this relation is valid for arbitrary cutoff function  $R_k(z)$ , as opposed to the result of section 5.1.1 valid only for the mass cutoff. For both the mass cutoff  $R_k(z) = ak^2$  and the

---

<sup>6</sup>We are not using Weyl quantization so  $\mathcal{C}_k = c_k$



optimized cutoff  $R_k(z) = a(k^2 - z)\theta(k^2 - z)$  we find the following form:

$$c_k = \frac{ak^2}{ak^2 + m^2}. \quad (95)$$

For the exponential cutoff  $R_k(z) = \frac{az}{e^{bz/k^2} - 1}$ , with parameters  $a$  and  $b$ , we find:

$$c_k = \frac{ak^2}{ak^2 + bm^2}. \quad (96)$$

In all cases and for all values of the parameters  $a$  and  $b$  we find that  $c_{UV} = 1$  and  $c_{IR} = 0$  as expected. A derivative of (96) gives the flow of the  $c$ -function:

$$\partial_t c_k = \frac{2abk^2 m^2}{(ak^2 + bm^2)^2}. \quad (97)$$

The interpolating  $c_k$  of equation (96) and the flow of the last equation are shown in figure 6. We clearly see that the flow is scheme dependent, but the integral of it along a trajectory, giving  $\Delta c$ , is universal.

### 6.3 Self-interacting scalar

We consider now an interacting scalar, i.e. the LPA action (66) of section 5.2. We can obtain  $c_k$  directly from equation (96) by just making the replacement  $m^2 \rightarrow V_k''(\varphi_0)$ :

$$c_k = \frac{ak^2}{ak^2 + bV_k''(\varphi_0)}. \quad (98)$$

A scale derivative now gives:

$$\partial_t c_k = -\frac{abk^2 (\partial_t V_k''(\varphi_0) - 2V_k''(\varphi_0))}{(ak^2 + bV_k''(\varphi_0))^2}. \quad (99)$$

We need to decide the value of  $\varphi_0$  where to evaluate this expression. In this case it is important to distinguish the ordered from the broken phase. If the running effective potential has the polynomial form (71), then we have  $\varphi_0 = 0$  in the ordered phase and  $\varphi_0 = \pm\sqrt{6m_k^2/\lambda_k}$  in the broken phase, the two phases being separated by trajectory-III and its continuation.

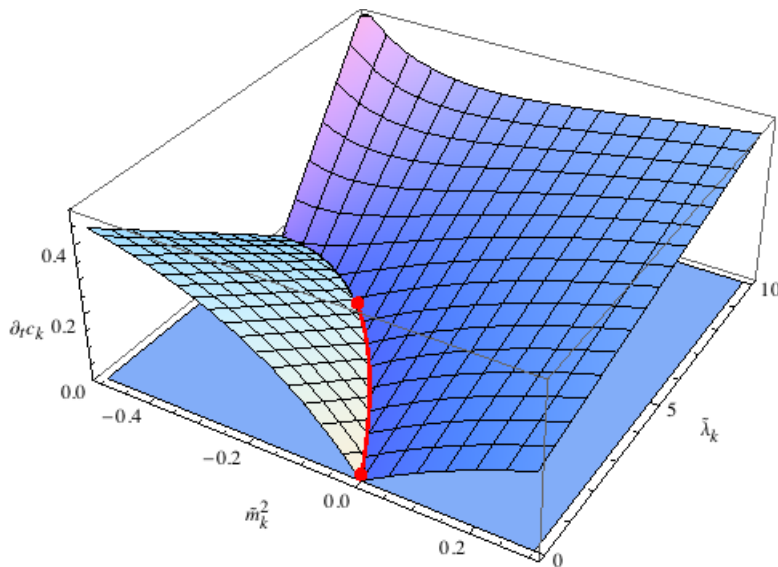


Figure 7:  $\partial_t c_k$  in the  $(\tilde{m}_k^2, \lambda_k)$  plane according to (100) for  $a = 1$  and  $b = \frac{1}{2}$ . We marked with a red dot the position of the Gaussian and Wilson–Fisher fixed points and the trajectory–*III* connecting them. One can note that the trajectory connecting the two fixed points lies along a "valley" where the variation in the flow of the central charge is zero.

Inserting these expressions in (99) gives the following form for the flow of  $c_k$ :

$$\partial_t c_k = \begin{cases} -\frac{ab \partial_t \tilde{m}_k^2}{(a+b \tilde{m}_k^2)^2} & \text{ordered phase} \\ \frac{2ab \partial_t \tilde{m}_k^2}{(a-2b \tilde{m}_k^2)^2} & \text{broken phase .} \end{cases} \quad (100)$$

As shown in figure 7, the flow (100), even if not proportional to the square of the dimensionless beta function, is positive  $\partial_t c_k \geq 0$  in the  $(\tilde{m}_k^2, \lambda_k)$  plane, it is zero at the fixed points and on trajectory–*III* connecting them.

This calculation represents a non–trivial check of relation (89) and shows how this relation can be used explicitly to compute  $c_k$  in a given truncation by means of heat kernel techniques.

## 7 Conclusions

In this work we have explored a new way to study the flow of the  $c$ -function within the framework of the functional RG based on the effective average action (EAA). This function interpolates between the UV and IR central charges of the corresponding CFTs and is thus a global feature of the flow, related to the integration of it along a trajectory connecting two

fixed points, independent of scheme ambiguities.

Our main result is an RG exact equation for the running  $c$ -function based on the identification of it with the coefficient of the running Polyakov action. This equation relates the flow of the central charge to the exact flow of the EAA. To solve the equation for non-trivial cases we built a suitable ansatz requiring the EAA to reproduce generic features of QFTs, namely the scale and the conformal anomalies. In its own right this is an interesting result since it teaches us that a consistent ansatz for the EAA off criticality should include some nonlocal terms proportional to beta functions. Of course we do not claim full generality for this ansatz, but we found that it is sufficiently accurate to trigger the flow of the  $c$ -function in non-trivial cases. Explicit computations, within the local potential approximation and the loop expansion, have been presented in section 5 showing the compatibility of our framework with the  $c$ -theorem.

Moreover we have put forward a relation between the beta function of Newton's constant and the running conformal anomaly. This relation comes from internal consistency of the generic ansatz for the EAA we proposed and allows us to use heat kernel techniques to compute the RG running of the  $c$ -function. We also checked this other relation in explicit cases, finding it consistent.

Nevertheless we point out that our analysis is not complete. The works [9, 14] highlight that there are some subtleties related to the definition of the  $c$ -function. A complete mapping between the local RG approach and the fRG is still lacking and further study is needed in this direction

Another issue, which has not been touched at all, is the generalization of these ideas to the higher dimensional case, in particular  $d = 4$  where one can consider similar constructions for the  $a$ -function [9, 22, 23], which we leave to future work.

## A Loop expansion from the fRG

The exact flow equation (35) satisfied by the EAA can be solved iteratively. If we choose as seed for the iteration the bare action, then the iteration procedure reproduces the renormalized loop expansion [19, 20].

One starts with  $\Gamma_{0,k} \equiv S_\Lambda$ , where  $S_\Lambda$  is the UV or bare action, and sets up an iterative solution (the subscript 0 indicates the order of the iteration,  $\Lambda$  is the UV cutoff and  $k$  is the RG scale) by plugging  $\Gamma_{0,k}$  into the r.h.s. of the flow equation and integrates the resulting differential equation with the boundary condition  $\Gamma_{1,\Lambda} = S_\Lambda$ . The solution  $\Gamma_{k,1}$  is then plugged back into the r.h.s. of the flow equation and the procedure is repeated.

To see this let us introduce  $\hbar$  as a loop counting parameter and expand the EAA:

$$\Gamma_k = S_\Lambda + \sum_{L=1}^{\infty} \hbar^L \Gamma_{L,k}. \quad (101)$$

The bare action is  $k$ -independent  $\partial_t S_\Lambda = 0$ . The exact flow equation (35) now takes the form:

$$\hbar \partial_t \Gamma_{1,k}[\varphi] + \hbar^2 \partial_t \Gamma_{2,k}[\varphi] + \dots = \frac{\hbar}{2} \text{Tr} \frac{\partial_t R_k}{S_\Lambda^{(2)}[\varphi] + R_k + \hbar \Gamma_{1,k}^{(2)}[\varphi] + \hbar^2 \Gamma_{2,k}^{(2)}[\varphi] + \dots}. \quad (102)$$

The original flow equation (35) is finite both in the UV and IR: to maintain these properties the bare action  $S_\Lambda$  has to contain counterterms to cancel the divergencies that may appear in the  $\Gamma_{L,k}$ . Thus we define:

$$S_\Lambda = S_0 + \sum_{L=1}^{\infty} \hbar^L \Delta S_{L,\Lambda}, \quad (103)$$

where each counterterm  $\Delta S_{L,\Lambda}$  is chosen to cancel the divergent part of  $\Gamma_{L,0}$ . Since this divergent part is the same as the divergent part of  $\Gamma_{L,k}$  (we refer to [20] for more details on this point), this choice renders the denominator of (102) finite. Here  $S_0$  is the renormalized action, i.e. the bare action with renormalized fields, masses and couplings. From (102) we can read off the flow of the  $L$ -th loop contribution:

$$\partial_t \Gamma_{L,k}[\varphi] = \frac{1}{(L-1)!} \frac{\partial^{L-1}}{\partial \hbar^{L-1}} \left. \frac{\partial_t \Gamma_k[\varphi]}{\hbar} \right|_{\hbar \rightarrow 0}. \quad (104)$$

The one-loop equation is straightforward:

$$\partial_t \Gamma_{1,k} [\varphi] = \frac{1}{2} \text{Tr} G_k [\varphi] \partial_t R_k, \quad (105)$$

where the  $k$ -dependent renormalized propagator,

$$G_k [\varphi] = \frac{1}{S_0^{(2)} [\varphi] + R_k}, \quad (106)$$

depends on  $k$  only through the cutoff  $R_k$ . Thus, within the loop expansion, the operator  $\tilde{\partial}_t$ , introduced in section 3.2, is equivalent to  $\partial_t$ .

We can integrate the one-loop flow equation (105) between the UV and IR scales. We choose the UV initial condition  $\Gamma_{L,\Lambda} = 0$  for  $L > 0$  since the UV action is just the bare action. We find:

$$\begin{aligned} \Gamma_{1,k} &= - \int_k^\Lambda \frac{dk'}{k'} \partial_{t'} \Gamma_{1,k'} = - \frac{1}{2} \int_k^\Lambda \frac{dk'}{k'} \text{Tr} G_{k'} \partial_{t'} R_{k'} \\ &= \frac{1}{2} \int_k^\Lambda dk' \text{Tr} \partial_{k'} \log G_{k'} = \frac{1}{2} \text{Tr} \log G_k \Big|_k^\Lambda. \end{aligned} \quad (107)$$

Note that in the second line we have exchanged the order of the trace and the derivative. This has been possible since we inserted an additional UV regulator  $\Lambda$  (one can also use dimensional regularization [20]). In the following all manipulations are intended with an implicit UV cutoff  $\Lambda$ .

We now choose  $\Delta S_{L,\Lambda} = -[\Gamma_{L,0}]_{div}$  and define the renormalized one-loop contribution:

$$[\Gamma_{1,0}]_{ren} \equiv \lim_{\Lambda \rightarrow \infty} (\Gamma_{1,k} + \Delta S_{1,\Lambda}) = \frac{1}{2} [\text{Tr} \log G_k]_{ren}. \quad (108)$$

Obviously, this limit is finite only if the theory is perturbatively renormalizable.

Now let us consider the two-loop contribution:

$$\partial_t \Gamma_{2,k} = \frac{\partial}{\partial \hbar} \frac{\partial_t \Gamma_k}{\hbar} \Big|_{\hbar \rightarrow 0} = - \frac{1}{2} \text{Tr} G_k [\Gamma_{1,k}^{(2)}]_{ren} G_k \partial_t R_k = \frac{1}{2} \text{Tr} [\Gamma_{1,k}^{(2)}]_{ren} \partial_t G_k. \quad (109)$$

We can plug in the one-loop result previously found. To do that we need to compute the Hessian  $\Gamma_{1,k}^{(2)}$ :

$$\Gamma_{1,k}^{(2)} = - \frac{1}{2} G_k S_0^{(3)} G_k S_0^{(3)} + \frac{1}{2} S_0^{(4)} G_k, \quad (110)$$

where we suppressed all indices. Using the above equation we get:

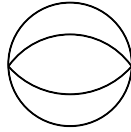
$$\begin{aligned}\partial_t \Gamma_{2,k} &= \frac{1}{2} \left[ -\frac{1}{2} G_k S_0^{(3)} G_k S_0^{(3)} + \frac{1}{2} S_0^{(4)} G_k \right]_{ren}^{ab} [\partial_t G_k]^{ba} \\ &= \frac{1}{2} \partial_t \left[ -\frac{1}{3 \cdot 2} G_k^{cd} S_0^{(3)ade} G_k^{ef} S_0^{(3)bfc} G_k^{ab} + \frac{1}{2 \cdot 2} S_0^{(4)abcd} G_k^{cd} G_k^{ab} \right]_{ren},\end{aligned}\quad (111)$$

where we used relations (40) to extract the overall scale derivative. Integrating and renormalizing (105) as before gives:

$$\Gamma_{2,k} = \left[ -\frac{1}{12} G_k^{cd} S_0^{(3)ade} G_k^{ef} S_0^{(3)bfc} G_k^{ab} + \frac{1}{8} S_0^{(4)abcd} G_k^{cd} G_k^{ab} \right]_{ren}.$$

In the limit  $k \rightarrow 0$  we recovered the usual two-loop result with the correct coefficients and in (nested) renormalized form. We can represent diagrammatically these contributions by adopting the same rules of section 3.2 with the difference that a continuous line represents a renormalized regularized propagator and vertices are constructed from the renormalized action  $S_0^{(m)}$ . To each loop we associate an integration  $\int d^2x$  in coordinate space or  $\int \frac{d^2q}{(2\pi)^2}$  in momentum space and we act overall with  $\partial_t$ . Proceeding along these lines all the standard loop expansion can be recovered at any loop order. From now on, for notational simplicity we will omit to explicitly report renormalized quantities with bracket, since these can be understood from the context.

Starting at three-loop order there are many different contributions. Here we show how to compute the following diagram,



that we will use and generalize in section 5.3. We start from the following three-loop term flow:

$$\partial_t \Gamma_{3,k} = \frac{1}{2} \left( G_k^{ab} \Gamma_{1,k}^{(2)bc} G_k^{cd} \Gamma_{1,k}^{(2)de} G_k^{eg} - G_k^{ab} \Gamma_{2,k}^{(2)bc} G_k^{cg} \right) \partial_t R_k^{ga}.$$

We need the Hessian of the two-loop renormalized contribution, considering that we are interested only in the three-loop contribution in which there are two vertices  $S_0^{(4)}$ . Therefore we us select:

$$\Gamma_{2,k}^{(2)mn} = \frac{1}{12} \left[ G_k^{cd} S_0^{(4)adem} G_k^{ef} S_0^{(4)bfcn} G_k^{ab} + G_k^{cd} S_0^{(4)aden} G_k^{ef} S_0^{(4)bfcn} G_k^{ab} \right]$$

$$-\frac{1}{8} \left[ \left( -G_k^{aa_1} S_0^{(4)a_1 a_2 mn} G_{k,a_2 b} \right) S_0^{(4)abcd} G_k^{cd} + G_k^{ab} S_0^{(4)abcd} \left( -G_k^{ca_1} S_0^{(4)a_1 a_2 mn} G_k^{a_2 d} \right) \right]. \quad (114)$$

So we find:

$$\begin{aligned} \partial_t \Gamma_{3,k} &= \frac{1}{2} \left[ G_k^{ab} \left( -\frac{1}{2} S_\Lambda^{(4)bca_1 a_2} G_k^{a_1 a_2} \right) G_k^{cd} \left( -\frac{1}{2} S_\Lambda^{(4)dea_3 a_4} G_k^{a_3 a_4} \right) G_k^{eg} \right. \\ &\quad \left. - G_k^{ab} \Gamma_{2,k}^{(2)bc} G_k^{cg} \right] \partial_t R_k^{ga}; \end{aligned}$$

recalling  $-\partial_t G_k G_k^{(-1)} = G_k \partial_t R_k$  we pick up the contribution of the diagram we are interested in:

$$\begin{aligned} \partial_t \Gamma_{3,k} &= -\frac{1}{2} G_k^{qm} \left( \frac{1}{6} G_k^{cd} S_0^{(4)adem} G_k^{ef} S_0^{(4)bfc n} G_k^{ab} \right) (-\partial_t G_k^{mr}) G_k^{(-1)r q} + \dots \\ &= -\frac{1}{2} \left( \frac{1}{6} G_k^{cd} S_0^{(4)adeq} G_k^{ef} S_0^{(4)bfc n} G_k^{ab} \right) (-\partial_t G_k^{nq}) + \dots \\ &= \partial_t \left[ \left( -\frac{1}{4 \cdot 12} \right) G_k^{qm} G_k^{cd} S_0^{(4)adem} G_k^{ef} S_0^{(4)bfc n} G_k^{ab} G_k^{nq} \right] + \dots, \quad (115) \end{aligned}$$

where we used the cyclicity of the trace. Note that the symmetry factor of the three-loop contribution to the effective action is automatically recovered. Similarly one can easily obtain all the higher loop diagrams of this form.

## References

- [1] K. G. Wilson, Rev. Mod. Phys. **47** (1975) 773. K. G. Wilson and J. B. Kogut, Phys. Rept. **12** (1974) 75.
- [2] A. A. Belavin, A. M. Polyakov and A. B. Zamolodchikov, Nucl. Phys. B **241** (1984) 333.
- [3] Mussardo, G., *Statistical Field Theory*, Oxford Univ. Press, NY (2010)
- [4] A. B. Zamolodchikov, JETP Lett. **43** (1986) 730 [Pisma Zh. Eksp. Teor. Fiz. **43** (1986) 565].
- [5] J. Berges, N. Tetradis and C. Wetterich, Phys. Rept. **363** (2002) 223 [hep-ph/0005122].
- [6] C. Wetterich, Phys. Lett. B **301** (1993) 90.
- [7] J. Generowicz, C. Harvey-Fros and T. R. Morris, Phys. Lett. B **407** (1997) 27 [hep-th/9705088].
- [8] P. E. Haagensen, Y. Kubyshev, J. I. Latorre and E. Moreno, Phys. Lett. B **323** (1994) 330 [hep-th/9310032].
- [9] H. Osborn, Nucl. Phys. B **363** (1991) 486. I. Jack and H. Osborn, Nucl. Phys. B **343** (1990) 647.
- [10] Z. Komargodski, JHEP **1207** (2012) 069 [arXiv:1112.4538 [hep-th]].
- [11] E. Mottola, J. Math. Phys. **36** (1995) 2470 [hep-th/9502109].
- [12] A. Codello, G. D’Odorico, C. Pagani and R. Percacci, Class. Quant. Grav. **30** (2013) 115015 [arXiv:1210.3284 [hep-th]].
- [13] A. Schwimmer and S. Theisen, Nucl. Phys. B **847** (2011) 590 [arXiv:1011.0696 [hep-th]].
- [14] D. Friedan and A. Konechny, J. Phys. A **43** (2010) 215401 [arXiv:0910.3109 [hep-th]].
- [15] Z. Komargodski and A. Schwimmer, JHEP **1112** (2011) 099 [arXiv:1107.3987 [hep-th]].



- [16] A. Codello, arXiv:1304.2059 [hep-th].
- [17] A. Codello, J. Phys. A **45** (2012) 465006 [arXiv:1204.3877 [hep-th]]; A. Codello and G. D’Odorico, Phys. Rev. Lett. **110** (2013) 141601 [arXiv:1210.4037 [hep-th]].
- [18] A. Codello, Annals Phys. **325** (2010) 1727 [arXiv:1004.2171 [hep-th]].  
A. Codello, New J. Phys. **14** (2012) 015009 [arXiv:1108.1908 [gr-qc]].
- [19] D. F. Litim and J. M. Pawłowski, Phys. Rev. D **65** (2002) 081701 [hep-th/0111191].
- [20] A. Codello, M. Demmel and O. Zanusso, arXiv:1310.7625 [hep-th].
- [21] A. Codello, R. Percacci and C. Rahmede, Annals Phys. **324** (2009) 414 [arXiv:0805.2909 [hep-th]].
- [22] J. -F. Fortin, B. Grinstein and A. Stergiou, JHEP **1301** (2013) 184 [arXiv:1208.3674 [hep-th]].
- [23] M. A. Luty, J. Polchinski and R. Rattazzi, JHEP **1301** (2013) 152 [arXiv:1204.5221 [hep-th]].