

Two-dimensional state sum models and spin structures

John W. Barrett, Sara O. G. Tavares
School of Mathematical Sciences
University of Nottingham

Abstract

The state sum models in two dimensions introduced by Fukuma, Hosono and Kawai are generalised by allowing algebraic data from a non-symmetric Frobenius algebra. Without any further data, this leads to a state sum model on the sphere. When the data is augmented with a crossing matrix, the partition function is defined for any oriented surface. A further refinement gives state sum models that are sensitive to the spin structure of the surface. Some examples of state sum models that distinguish inequivalent spin structures are calculated.

1 Introduction

State sum models are of interest in statistical mechanics, random matrices, solid state physics and quantum gravity, with the topologically-invariant state sum models playing an important role in these subjects. A number of features of state sum models appear in their simplest form in two dimensions and a careful examination of the structures points to important lessons for various generalisations, for example to higher dimensions.

The purpose of this paper is to develop the theory of topologically-invariant state sum models in two dimensions by generalising the algebraic framework pioneered by Fukuma, Hosono and Kawai [1] which gives a topological state sum model determined by a certain type of symmetric Frobenius algebra. We call these models topological symmetric state sum models.

The construction is generalised here to the case of Frobenius algebras that are not necessarily symmetric. This is done by using a diagrammatic calculus in the definition of the state sum model. The most general case

requires no additional data and defines a partition function for a sphere or a disk. These state sum models are called spherical. The diagrams involved for these are planar diagrams and so do not require a crossing matrix.

Diagrammatic state sum models can be generalised to all surfaces by specifying a crossing matrix in addition to the Frobenius algebra. A set of axioms for the crossing is given; these ensure the state sum model is a topological invariant of the surface. Such state sum models are therefore called topological. The construction of these topological models can be found in Lauda and Pfeiffer [2]. The state sum models of Fukuma, Hosono and Kawai can be seen as a special case of these by working with a symmetric Frobenius algebra and a trivial crossing.

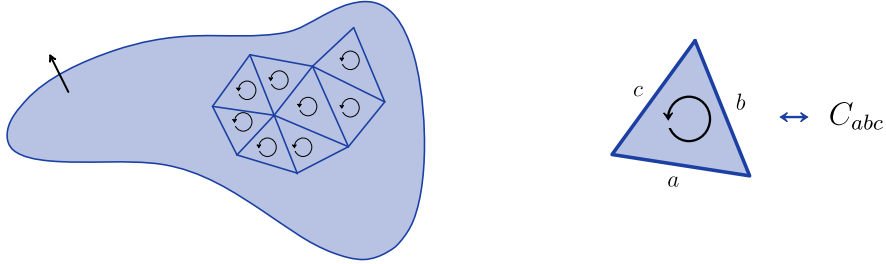
The axioms for the crossing can be weakened to allow the state sum model to depend also on the spin structure of the surface. Thus we obtain the following hierarchy of models:

$$\text{topological symmetric} \subset \text{topological} \subset \text{spin} \subset \text{spherical}.$$

The construction of state sum models is reviewed in §2 giving the equivalence of a topological symmetric state sum with a certain type of Frobenius algebra. Over \mathbb{C} or \mathbb{R} , these are direct sums of matrix algebras and the partition function for an oriented surface is calculated. The diagrammatic calculus is described in detail in §3 for the disk and sphere, and extended to all surfaces in §4. The axioms are given first for the more general spin models and then for the topological models. However, the detailed treatment of the less general topological models is given first since they are simpler and more accessible to the reader. Finally, the spin models are investigated in detail and some examples are computed showing that the inequivalent spin structures on a surface can be distinguished by the models.

2 State sum models in two dimensions

This section reviews the construction of state sum models according to Fukuma, Hosono and Kawai [1] with the calculation of examples. The idea of a state sum model is to calculate a quantum amplitude for a given triangulated manifold, possibly with a boundary. These amplitudes are numbers in a field k , for which the main examples of interest here are $k = \mathbb{R}$ or \mathbb{C} . A surface Σ is a two-dimensional compact manifold, orientable but not necessarily closed. The manifolds are triangulated, and since they are compact, the number of vertices, edges and triangles is finite. The orientation of Σ induces an orientation on each such triangle. This means each triangle has a specified cyclic



(a) A patch of a triangulated surface. Each triangle inherits the orientation induced by the overall orientation of the surface.

(b) Associating amplitudes with triangles. Each edge on a triangle is associated with one of a finite set of states S . The quantum amplitude for this oriented triangle is C_{abc} .

Figure 1

order of its vertices and these orientations are glued together coherently as to preserve the overall orientation of the surface (see figure 1a).

A state sum model on an oriented triangulated surface Σ has a set of quantum amplitudes for each vertex, edge and triangle. These are glued together using the rules of quantum mechanics (a superposition of all states) to give an overall amplitude to Σ . Each edge on a triangle is associated with one of a finite set of states S and the quantum amplitude for the oriented triangle with edge states $a, b, c \in S$ is $C_{abc} \in k$, as shown in figure 1b. These amplitudes are required to satisfy invariance under rotations,

$$C_{abc} = C_{bca} = C_{cab}, \quad (1)$$

which is to say they must respect the cyclic symmetry of an oriented triangle. If the orientation is reversed then the amplitude is C_{bac} and therefore not necessarily equal to C_{abc} .

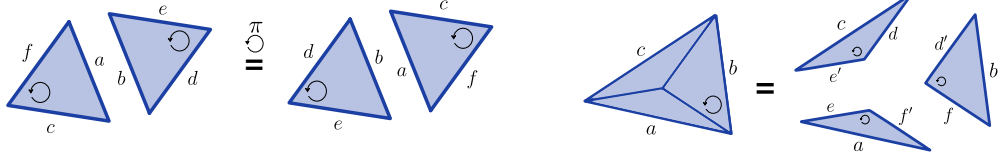
The triangles are glued together using a matrix B^{ab} associated to each edge of the triangulation not on the boundary (an interior edge). Since the formalism in this section does not distinguish the two triangles meeting at the edge (see figure 2a) then one must require symmetry,

$$B^{ab} = B^{ba}. \quad (2)$$

For this reason, we call the models defined in this section symmetric state sum models. Note that this condition is relaxed in §3, together with a modification of the cyclic symmetry (1).

Finally, each interior vertex has amplitude $R \in k$. This is a slight generalisation of the formalism presented in [1] where $R = 1$ was assumed.

All the data needed to calculate the amplitude of a surface is now defined. Each edge in each triangle has a variable $a \in S$. For a given value of each



(a) *Symmetry.* Invariance under a rotation by π tells us the model cannot distinguish between the left and right hand-sides of the equation above. As a consequence, the matrix used to glue the two triangles together must respect $B^{ab} = B^{ba}$.

(b) *A triangulation of the disk.* The partition function Z_{abc} is constructed from the constants C associated to each triangle and matrices B associated to each interior edge.

Figure 2

of these variables, called a state, the amplitude of a triangle t is $A(t) = C_{abc}$ (with a, b, c the three variables on the three edges), and likewise the amplitude of an edge e is $A(e) = B^{ab}$. The amplitude of the surface is called the partition function and is given by the formula that involves summing over the states on all interior edges,

$$Z(\text{boundary states}) = R^V \sum_{\text{states}} \left(\prod_{\text{triangles } t} A(t) \prod_{\text{interior edges } e} A(e) \right), \quad (3)$$

with V the number of interior vertices. For example, the amplitude of the triangulated disk of figure 2b is

$$Z_{abc} = R C_{e'dc} C_{af'e} C_{fbd'} B^{dd'} B^{ee'} B^{ff'}, \quad (4)$$

using the Einstein summation convention for each paired index. The resulting partition function depends on the boundary data a, b, c , which are not summed.

The formulas (1)–(3) can be interpreted in terms of linear algebra. If the states $a \in S$ correspond to basis elements e_a of a vector space A then C_{abc} is the value of a trilinear form $C: A \otimes A \otimes A \rightarrow k$, mapping $(e_a, e_b, e_c) \mapsto C(e_a, e_b, e_c) \equiv C_{abc}$. Similarly, $B = e_a \otimes e_b B^{ab} \in A \otimes A$ and B^{ab} is also the matrix of an inner product on A^* . Using the dual basis elements e^a we identify $B^{ab} \equiv B(e^a, e^b)$ with $B: A^* \otimes A^* \rightarrow k$. This linear algebra perspective means it is possible to regard state sum models as equivalent if they are related by a change of basis; this is used in our treatment below.

The inner product B can be used to raise indices; thus, using the definition $C_{ab}{}^c \equiv C_{abd} B^{dc}$ there is a multiplication map $m: A \otimes A \rightarrow A$ with components

$$m(e_a \otimes e_b) \equiv C_{ab}{}^c e_c. \quad (5)$$

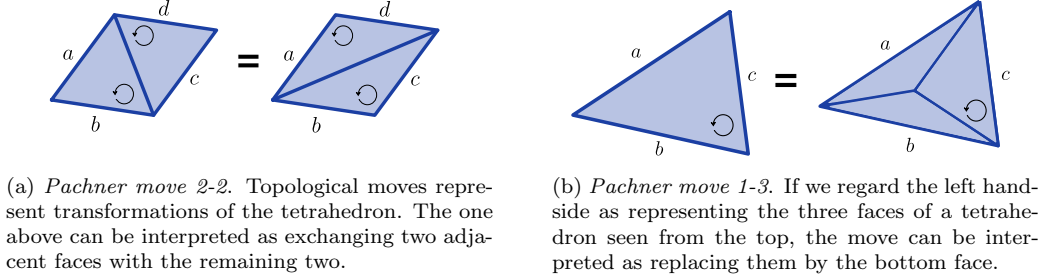


Figure 3

The notations $m(e_a \otimes e_b) = e_a \cdot e_b$ will be used interchangeably. The state sum model data can also be used to determine a distinguished element of A ,

$$\beta = m(B) = e_a \cdot e_b B^{ab}. \quad (6)$$

Throughout it is assumed the data for the state sum model are non-degenerate: $R \neq 0$, $B(\cdot, a) = 0 \Rightarrow a = 0$ and $C(\cdot, \cdot, a) = 0 \Rightarrow a = 0$. This means B has an inverse $B^{-1} \in A^* \otimes A^*$ with components B_{ab} which can be used to lower indices. This is defined via $B_{ab} B^{bc} = \delta_a^c$. This defines a bilinear form on A with components $B^{-1}(e_a, e_b) = B_{ab}$.

A topological state sum is, loosely speaking, one for which the partition function of a surface is independent of the triangulation. Any two triangulations of a closed surface are connected by a sequence of the two Pachner moves [3], shown in figures 3a and 3b, or their inverses. Thus it is sufficient to check for each Pachner move that the partition functions for the disk on the two sides of the move are equal. A symmetric state sum model is called a topological symmetric state sum model if the Pachner moves give equality of partition functions in this way.

In the case of topological state sum models there is a connection between the vector space A and a Frobenius algebra. Recall that a Frobenius algebra is a finite-dimensional associative algebra A with unit $1 \in A$ and a linear map $\varepsilon: A \rightarrow k$ that determines a non-degenerate bilinear form $\varepsilon \circ m$ on A . The linear map ε is called the Frobenius form. A Frobenius algebra is called symmetric if $\varepsilon \circ m$ is a symmetric bilinear form. The following result is a more precisely-stated version of the result in [1].

Theorem 2.1. *Non-degenerate symmetric state sum model data determine a topological symmetric state sum model if and only if the multiplication map m , the inner product B and the distinguished element β determine on A the structure of a symmetric Frobenius algebra with identity element $1 = R\beta$.*

Proof. The first Pachner move, shown in figure 3a can be written

$$C_{ab}^e C_{ecd} = C_{bc}^e C_{aed} \quad (7)$$

and is equivalent to associativity of the multiplication. To see this note that using the notation (5) of a multiplication, $(e_a \cdot e_b) \cdot e_c = C_{ab}^e C_{ec}^f e_f$ and $e_a \cdot (e_b \cdot e_c) = C_{bc}^e C_{ae}^f e_f$, hence the identity (7) is $B^{-1}(e_a \cdot (e_b \cdot e_c), e_d) = B^{-1}((e_a \cdot e_b) \cdot e_c, e_d)$. Since the inner product B^{-1} is non-degenerate this is equivalent to having an associative multiplication.

The second move in figure 3b requires the partition function of the disk (4) to simply equal C_{abc} . This is equivalent to

$$\begin{aligned} C_{ab}^c &= R C_{ed}^c C_{af'}^e C_{fb}^d B^{ff'} \\ &= R C_{f'd}^h C_{ah}^c C_{fb}^d B^{ff'} \end{aligned} \quad (8)$$

using associativity. For non-degenerate C and rewriting $C_{ab}^c = C_{ah}^c \delta_b^h$, this is equivalent to

$$\begin{aligned} \delta_b^h &= R C_{f'd}^h C_{fb}^d B^{ff'} \\ &= R C_{f'f}^d C_{db}^h B^{ff'}. \end{aligned} \quad (9)$$

Recognising that $\beta = B^{ff'} C_{f'f}^d e_d$, expression (9) tells us $R\beta$ must be the unit element for the algebra. It is worth noting that the non-degeneracy of C is necessary here, as without it the algebra need not even be unital.

Given the state sum model data, the Frobenius form is defined by $\epsilon(x) \equiv B^{-1}(x, 1)$. The cyclic symmetry (1) implies that $B^{-1}(x \cdot y, z) = B^{-1}(x, y \cdot z)$ and so $\epsilon(x \cdot y) = B^{-1}(x \cdot y, 1) = B^{-1}(x, y)$, which is non-degenerate and symmetric. Conversely, given a symmetric Frobenius algebra, this defines a non-degenerate and symmetric inner product B^{-1} with property (1). The fact that the algebra is unital implies that C is non-degenerate. \square

It is worth noting that having β proportional to the identity is a non-trivial restriction on Frobenius algebras. For the cases $k = \mathbb{R}$ or \mathbb{C} of interest in this paper the Frobenius algebras, and hence the state sum models, are easily classified. The results for the symmetric Frobenius algebras in this section are stated here, with the proof of the classification given in a more general context in theorem 3.2 of §3.

A topological symmetric state sum model over the field \mathbb{C} is isomorphic to one in which the algebra is a direct sum of matrix algebras over \mathbb{C} ,

$$A = \bigoplus_{i=1}^N \mathbb{M}_{n_i}(\mathbb{C}). \quad (10)$$

The Frobenius form on an element $a = \oplus_i a_i$ is defined using the matrix trace on each factor:

$$\varepsilon(a) = R \sum_{i=1}^N n_i \text{Tr}(a_i). \quad (11)$$

For the real case, the classification uses the division rings \mathbb{R} , \mathbb{C} and \mathbb{H} regarded as algebras over \mathbb{R} ; these are denoted \mathbb{R} , $\mathbb{C}_{\mathbb{R}}$ and $\mathbb{H}_{\mathbb{R}}$, and the dimension of the division ring D as an \mathbb{R} -algebra is denoted $|D|$; thus $|\mathbb{R}| = 1$, $|\mathbb{C}_{\mathbb{R}}| = 2$, $|\mathbb{H}_{\mathbb{R}}| = 4$. The real part of a quaternion is defined as $\text{Re}(t + xi + yj + zk) \equiv t$. A topological symmetric state sum model over the field \mathbb{R} is isomorphic to one in which

$$A = \bigoplus_{i=1}^N \mathbb{M}_{n_i}(D_i), \quad \text{with } D_i = \mathbb{R}, \mathbb{C}_{\mathbb{R}}, \text{ or } \mathbb{H}_{\mathbb{R}}. \quad (12)$$

The Frobenius form is defined by

$$\varepsilon(a) = R \sum_{i=1}^N |D_i| n_i \text{Re} \circ \text{Tr}(a_i). \quad (13)$$

The fact that these formulas do determine Frobenius algebras is proved here.

Lemma 2.1. *The equations (11) and (13) determine Frobenius forms.*

Proof. For the case of $k = \mathbb{R}$ or \mathbb{C} it follows from the fact that $\text{Tr}(xy)$ is a non-degenerate bilinear form on $\mathbb{M}_n(k)$. In the $\mathbb{C}_{\mathbb{R}}$ case, $\text{Re Tr}(xy) = 0$ and $\text{Re Tr}(x(iy)) = 0$ implies that $\text{Tr}(xy) = 0$. So $\text{Re Tr}(xy) = 0$ for all $y \in \mathbb{M}_n(\mathbb{C}_{\mathbb{R}})$ implies that $x = 0$. Thus $\text{Re Tr}(xy)$ is a non-degenerate form. A similar proof works for $\mathbb{H}_{\mathbb{R}}$. \square

The partition function for a surface can now be calculated for these examples. Gluing two triangles together gives the partition function (7) of the disk with four boundary edges labelled with states a, b, c, d which is equal to $\varepsilon(e_a \cdot e_b \cdot e_c \cdot e_d)$. Gluing these boundary edges to make the sphere Σ_0 by identifying the states a, d and b, c results in the partition function

$$Z(\Sigma_0) = R^3 \varepsilon(e_a \cdot e_b \cdot e_c \cdot e_d) B^{ad} B^{bc} = R \varepsilon(1). \quad (14)$$

Gluing opposite edges results in the torus

$$Z(\Sigma_1) = R \varepsilon(e_a \cdot e_b \cdot e_c \cdot e_d) B^{ac} B^{bd} = R \varepsilon(z) \quad (15)$$

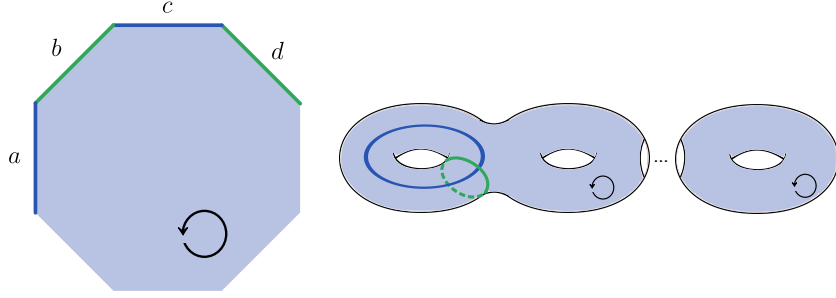


Figure 4: The surface Σ_g is constructed from a disk with $4g$ boundary edges (internal edges are omitted). Edges are identified following the pattern shown on the right: $a \leftrightarrow c$, $b \leftrightarrow d$. On the left, we can see how the glued edges give rise to curves on the surface.

with $z = e_a \cdot e_b \cdot e_c \cdot e_d B^{ac} B^{bd}$. Now let Σ_g denote an oriented surface of genus $g > 0$. This surface can be constructed from a disk with $4g$ boundary edges as presented in figure 4. This results in the partition function

$$Z(\Sigma_g) = R\varepsilon(z^g) \quad (16)$$

valid for all g . Although a specific orientation was picked when constructing expression (16) it is easy to verify the result is actually independent of orientation. Such a symmetry of the partition function is to be expected as it is easy to show orientation-reversing homeomorphisms exist for closed surfaces.

The classification of topological symmetric state sum models gives an explicit expression for $Z(\Sigma_g)$. This is based on the following calculations for the partition function in the case of simple algebras. For $A = \mathbb{M}_n(\mathbb{C})$, choose as a basis the elementary matrices $\{e_{lm}\}_{l,m=1,n}$ noting that e_{lm} has entries $(e_{lm})_{ij} = \delta_{li}\delta_{mj}$. Then for a Frobenius form (11) the element z is given by $z = R^{-2}n^{-2} \sum_{ij,kl} e_{ij}e_{kl}e_{ji}e_{lk} = R^{-2}n^{-2}1$. This gives the partition function

$$Z(\Sigma_g, \mathbb{M}_n(\mathbb{C})) = R^{2-2g}n^{2-2g}. \quad (17)$$

The same result holds for $\mathbb{M}_n(\mathbb{R})$, now with $R \in \mathbb{R}$. For the case of $\mathbb{M}_n(\mathbb{C}_{\mathbb{R}})$ using the Frobenius form (13), choose as basis $\{e_{lm}, \imath e_{lm}\}_{l,m=1,n}$ where \imath denotes the imaginary unit. The element z takes again the form $z = R^{-2}n^{-2}1$ but it produces a new invariant

$$Z(\Sigma_g, \mathbb{M}_n(\mathbb{C}_{\mathbb{R}})) = 2R^{2-2g}n^{2-2g} \quad (18)$$

due to the extra factor of $|\mathbb{C}_{\mathbb{R}}| = 2$ present in the Frobenius form (13). A similar result holds for $\mathbb{M}_n(\mathbb{H}_{\mathbb{R}})$. The basis is $\{e_{ij}, \imath e_{ij}, j e_{ij}, k e_{ij}\}_{i,j=1,n}$ and $Z(\Sigma_g) = 4R^{2-2g}n^{2-2g}$ for this algebra. Given all the information we have gathered we are ready to state what is the most general form of an invariant created using a Frobenius algebra.

Theorem 2.2. *Let A be a Frobenius algebra over the field $k = \mathbb{C}$ or \mathbb{R} with distinguished element β proportional to the identity, as in theorem 2.1. The topological invariant $Z(\Sigma_g)$ constructed from A and an orientable surface Σ_g is then*

$$Z(\Sigma_g) = R^{2-2g} \sum_{i=1}^N n_i^{2-2g} \text{ or } Z(\Sigma_g) = R^{2-2g} \sum_{i=1}^N |D_i| n_i^{2-2g}, \quad (19)$$

respectively, where $|D_i|$ is the dimension of D_i with respect to the field \mathbb{R} .

An important example of a Frobenius algebra is given by the complex group algebra. Recall we can build an algebra from any finite group G by taking formal linear combinations of the group elements. This algebra, denoted $\mathbb{C}G$, has elements $f \equiv \sum_{h \in G} f(h)h$, $f(h) \in k$ and product defined pointwise according to

$$(f \cdot f')(h) = \sum_{l \in G} f(l) f'(l^{-1}h). \quad (20)$$

A linear map that satisfies all the requirements of a Frobenius form is the ‘evaluation at the identity’. It takes any function f and returns $f(1_G)$; it will be denoted ev_{1_G} . Theorem 3.2 establishes the unique symmetric Frobenius form to be $\varepsilon(f) = R|G| \text{ev}_{1_G}(f)$ where $|G|$ is the order of the group. The Peter-Weyl decomposition [4] will allow us to regard this as a complex matrix algebra in the conditions of theorem 2.2. The general form of the invariant associated with the group algebra is therefore

$$Z(\Sigma_g) = R^{2-2g} \sum_{i \in I} (\dim i)^{2-2g} \quad (21)$$

where each i labels an irreducible group representation. As we can see the use of a matrix decomposition allows to straightforwardly recognise the invariant as topological. The use of other basis might have obscured this conclusion; to illustrate this let us compute the invariant associated to the sphere using as basis the elements of G . According to (16) the invariant is then simply $Z(\Sigma_0) = R^2|G|$. To make the connection with the previous expression we need to remember the identity $|G| = \sum_{i \in I} (\dim i)^2$, telling us simply the dimensions of $\mathbb{C}G$ and its matrix decomposition must coincide [5]. This allows us to conclude the invariants produced are indeed one and the same. Expression (21) agrees with the results of [1] when $R = 1$ as expected.

Having briefly revised the traditional state sum model formalism we are ready to introduce a generalisation that will ultimately allow us to distinguish the parity of spin structures on orientable surfaces. This will involve the introduction of a somewhat more refined calculus where some of the axioms which were previously relied on are deemed superfluous.

3 Spherical state sum models

A more general algebraic framework can be used for state sum models if a more sophisticated method to define the model is used. This new framework uses a diagrammatic calculus to determine the combinatorics of the partition function. The fundamental algebraic generalisation reduces to simply replacing the symmetry requirements (1) and (2) on C_{abc} and B^{ab} with the one equation

$$C_{abc} = C_{bce} B^{ef} B_{af}. \quad (22)$$

It is necessary to understand how to translate the building blocks, the maps C and B , into the new language. This is depicted below:

$$\begin{array}{c} \text{---} a \quad \text{---} b \quad \text{---} c \\ \diagup \quad | \quad \diagdown \\ \text{---} \end{array} \leftrightarrow C_{abc} \quad , \quad \begin{array}{c} a \quad b \\ \cup \\ \text{---} \end{array} \leftrightarrow B^{ab}.$$

It remains to describe diagrammatically the inverse matrix, B^{-1} , the last ingredient present in equation (22). The defining relations between B and its inverse, $B_{ac} B^{cb} = \delta_a^b = B^{bc} B_{ca}$, are translated into the so-called snake identities:

$$\begin{array}{c} \text{---} a \quad \text{---} b \\ \cup \\ \text{---} \end{array} \leftrightarrow B_{ab} \quad , \quad \begin{array}{c} b \quad b \quad b \\ \cup \quad \cup \quad \cup \\ a \quad \quad \quad a \end{array} = \begin{array}{c} b \\ | \\ a \end{array} = \begin{array}{c} b \\ | \\ a \end{array} \leftrightarrow B_{ac} B^{cb} = \delta_a^b = B^{bc} B_{ca}.$$

Note that if B is symmetric, condition (22) reduces to cyclicity as presented in (1). Equation (22) can now be easily described – note that keeping track of the index order is essential:

$$\begin{array}{c} \text{---} a \quad \text{---} b \quad \text{---} c \\ \diagup \quad | \quad \diagdown \\ \text{---} \end{array} = \begin{array}{c} \text{---} a \quad \text{---} b \quad \text{---} c \\ \diagup \quad | \quad \diagdown \\ \text{---} \quad \cup \quad \text{---} \end{array} \leftrightarrow C_{abc} = C_{bce} B^{ef} B_{af}.$$

The data C_{abc} , B^{ab} with the generalised symmetry requirements described here together with the vertex amplitude R are said to determine a diagrammatic state sum model. The next step is to specify how we can use this data to construct state sum models in the plane.

Given the non-degeneracy of the inner product, equation (22) can equivalently be written as

$$C_{abc} B^{cd} = B^{de} C_{eab} \quad (23)$$

and we can take either side as the definition of C_{ab}^d , the multiplication components of m , equation (5). The diagrammatic counterpart is conveyed below. Similar expressions are used to define a vertex with two or three legs pointing upwards.

$$\begin{array}{c} d \\ \diagup \quad \diagdown \\ a \quad b \end{array} = \begin{array}{c} d \\ \diagup \quad \diagdown \\ a \quad b \end{array} = \begin{array}{c} d \\ \diagup \quad \diagdown \\ a \quad b \end{array} \leftrightarrow C_{ab}^d$$

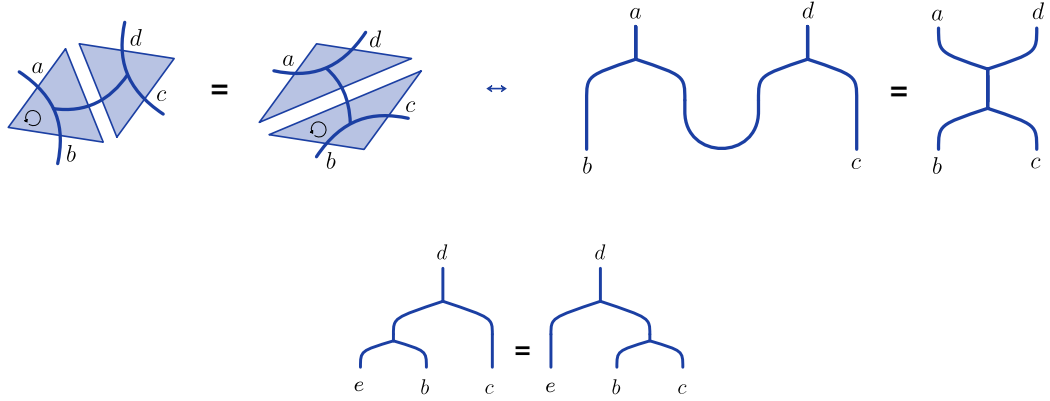
In §2 we determined a relation between state sum model data and the elements of a triangulation. In a similar fashion we now determine a correspondence between the diagrammatic calculus components and the dual triangulation. Note that by convention we choose dual edges to point upwards or downwards and translate that choice into the diagrammatic calculus. Notice that an anticlockwise (clockwise) orientation of the triangulation corresponds to reading the diagrammatic counterpart from left to right (right to left).

$$\begin{array}{c} a \\ \diagup \quad \diagdown \\ b \quad c \end{array} \leftrightarrow \begin{array}{c} a \\ \diagup \quad \diagdown \\ b \quad c \end{array} \leftrightarrow C_{abc} \quad \begin{array}{c} a \\ \diagup \quad \diagdown \\ b \quad c \end{array} \leftrightarrow \begin{array}{c} a \\ \diagup \quad \diagdown \\ b \quad c \end{array} \leftrightarrow C_{be}^a B^{ef} C_{fc}^d$$

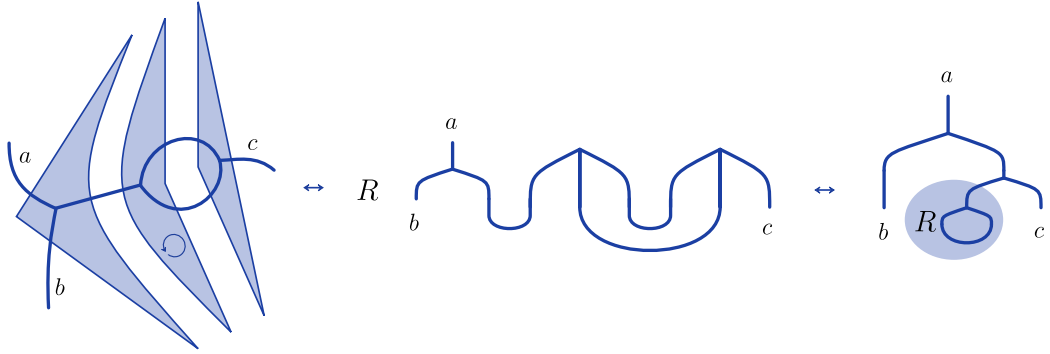
We are now ready to clarify the role of topological invariance in this new approach. A diagrammatic state sum model that satisfies the Pachner moves for topological invariance is called a spherical state sum model. The result below is a refinement of theorem 2.1 and its proof furthers the properties of the graphical calculus under development.

Theorem 3.1. *Non-degenerate diagrammatic state sum model data determine a spherical state sum if and only if the multiplication map m , the inner product B and the distinguished element $\beta \equiv m(B)$ determine on A the structure of a Frobenius algebra with identity element $1 = R\beta$.*

Proof. We will follow very closely the proof of theorem 2.1. The essential difference relies on the translation of Pachner moves into our new diagrammatic model. We begin with the 2-2 move depicted in figure 3a. Its graphical counterpart is given below. The power of the graphical calculus lies in the ability to simplify algebraic manipulations. Using first the definition of the multiplication components and second the non-degeneracy of B by contracting each side with B_{ea} we are able to simplify the identity above. As we can see the multiplication map is required to be associative, as before. In



addition, the condition $B^{-1} \equiv \varepsilon \circ m$ naturally arises as well. Since B^{-1} is not symmetric there is no reason to assume ε must be. To simplify the exposition of the 1-3 Pachner move we performed the 2-2 move to the two left most triangles of figure 3b. We therefore obtain



which was simplified using the definition of multiplication components and multiplicative associativity. Since the 1-3 Pachner move predicts the expression above to equal C_{bc}^a we conclude the highlighted new element, which we note to be $R\beta$ with $\beta = e_a \cdot e_b B^{ab}$, must satisfy $R\beta = 1$. \square

Note that in the proof one understands how to introduce the vertex amplitude without resorting to the triangulation. We simply associate a power of R to every closed region in the diagram.

Before giving a classification of these algebras and their Frobenius forms let us concentrate on an example. Consider the complex algebra $A = \mathbb{M}_n(\mathbb{C})$ with Frobenius form $\varepsilon(a) = \text{Tr}(xa)$ for some fixed invertible element $x \in A$. This determines the inner product $B^{-1}(a, b) = \text{Tr}(xab)$. Let $\{e_{ij}\}_{i,j=1,n}$ be the basis of elementary matrices such that $(e_{ij})_{kl} = \delta_{ik}\delta_{jl}$. Then B must be

given by

$$B = \sum_{ij} e_{ij} x^{-1} \otimes e_{ji} \in A \otimes A. \quad (24)$$

The defining equation $BB^{-1} = 1$ is satisfied since the cyclicity of the trace guarantees $\sum_{ij} \text{Tr}(xae_{ij}x^{-1})e_{ji} = \sum_{ij} \text{Tr}(ae_{ij})e_{ji} = a$ for all $a \in A$. Moreover, the distinguished element satisfies $\beta = \text{Tr}(x^{-1})1$. This identity follows from noticing that $p(a) \equiv \sum_{ij} e_{ij}ae_{ji} = \text{Tr}(a)1$, where we recognise the map p as a projector $A \rightarrow Z(A)$. Thus our example will define a spherical state sum on the disk if $R^{-1} = \text{Tr}(x^{-1})$.

It is worth noting that having β proportional to the identity is a non-trivial restriction on Frobenius algebras. This condition implies the algebra must be separable. Note that some presentations of these state sum models [2, 6] assume from the outset the algebra is of this type. There are a number of equivalent definitions of the separability condition but the most convenient one for the purpose of this work is as follows [7].

Definition 3.1 (Separable algebra). An algebra A is called separable if there exists $t \in A \otimes A$ such that $(x \otimes 1) \cdot t = t \cdot (1 \otimes x)$ for all $x \in A$ and $m(t) = 1 \in A$.

The relevance of this definition to the state sum models is given in the following lemma.

Lemma 3.1. *A Frobenius algebra with distinguished element β that is equal to a non-zero multiple of 1 is a separable algebra.*

Proof. Define $R \in k$ by $\beta = R^{-1}1$. Using the basis $\{e_a\}$ of the Frobenius algebra A with Frobenius form ε , define $B_{ab} = \varepsilon(e_a \cdot e_b)$, $B^{ab}B_{bc} = \delta_c^a$, and set $t = R e_a \otimes e_b B^{ab}$. Then the identity $\varepsilon(y \cdot e_a) e_b B^{ab} = y$ for all $y \in A$ follows. Using this identity twice, we find $\varepsilon(y \cdot x \cdot e_a) e_b B^{ab} = y \cdot x = \varepsilon(y \cdot e_a) e_b \cdot x B^{ab}$. Then, the non-degeneracy of ε guarantees that $(x \otimes 1) \cdot t = t \cdot (1 \otimes x)$ for all $x \in A$. Also, $m(t) = R\beta = 1$. \square

For a field k of characteristic zero, separability for an algebra is equivalent to it being both finite dimensional and semisimple [7, 8]. Therefore, if $k = \mathbb{R}$ or \mathbb{C} these Frobenius algebras are easily classified.

Theorem 3.2. *A spherical state sum model over the field $k = \mathbb{C}$ or \mathbb{R} is isomorphic to one in which the algebra is a direct sum of matrix algebras over \mathbb{C} or division rings $\mathbb{R}, \mathbb{C}_{\mathbb{R}}, \mathbb{H}_{\mathbb{R}}$ and the Frobenius form is determined by a fixed invertible element $x = \sum_i x_i \in A$. For a complex algebra*

$$A = \bigoplus_{i=1}^N \mathbb{M}_{n_i}(\mathbb{C}), \quad (25)$$

the functional takes the form

$$\varepsilon(a) = \sum_{i=1}^N \text{Tr}(x_i a_i). \quad (26)$$

The element x must satisfy the relations $R \text{Tr}(x_i^{-1}) = 1$ for all $i = 1, \dots, N$. For a real algebra

$$A = \bigoplus_{i=1}^N \mathbb{M}_{n_i}(D_i) \text{ with } D_i = \mathbb{R}, \mathbb{C}_{\mathbb{R}}, \mathbb{H}_{\mathbb{R}} \quad (27)$$

the Frobenius form is given by

$$\varepsilon(a) = \sum_{i=1}^N \text{Re} \circ \text{Tr}(x_i a_i). \quad (28)$$

The relations $R \text{Re} \circ \text{Tr}(x_i^{-1}) = 1$ must be satisfied for all $i = 1, \dots, N$.

Proof. The classification of Frobenius forms on an algebra [2] shows that any two Frobenius forms are related by an invertible element $x \in A$ as $\varepsilon(a) = \tilde{\varepsilon}(xa)$. Thus, for the complex case, one can write

$$\varepsilon(a) = \sum_i \text{Tr}(x_i a_i) \quad (29)$$

using the decomposition $x = \sum_i x_i$. The example of a simple matrix algebra that we studied tells us we must have $R\beta_i = 1_i$ with 1_i the unit element in $\mathbb{M}_{n_i}(\mathbb{C})$. Setting $R\beta = 1$ gives us the relation $R \text{Tr}(x_i^{-1}) = 1$. The result for real algebras would be established in an entirely analogous fashion. \square

The spherical state sum models determine a partition function for a disk or a sphere, by projecting the sphere to the plane. The sphere is the only closed surface that has a projection to the plane that does not have crossings of the edges in the dual diagram.

The invariants we can associate with the sphere are therefore either $Z(\Sigma_0) = R \sum_i \text{Tr}(x_i)$ or $Z(\Sigma_0) = R \sum_i \text{Re} \text{Tr}(x_i)$ depending on the choice of a complex or real semi-simple algebra.

As one might expect, the study of state sum models done in §2 for the disk can be regarded as a special case of theorem 3.2.

Corollary 3.1. *A topological symmetric state sum model on the disk over the field $k = \mathbb{C}$ or \mathbb{R} is a spherical state sum model in the conditions of theorem 3.2 where the Frobenius form is symmetric. If the algebra is of the form (25) then $x = R \sum_i n_i 1_i$; if it is of the form (27) then $x = R \sum_i |D_i| n_i 1_i$.*

Proof. This is a special case of theorem 3.2 where ε must be symmetric. This means x must be a central element and can, therefore, be written as $x = \sum_i \lambda_i 1_i$ where the $\lambda_i \in \mathbb{R}$ or \mathbb{C} . Each of these constants must then satisfy $R^{-1} = \lambda_i^{-1} n_i$ in the complex case or $R^{-1} = \lambda_i^{-1} |D_i| n_i$ in the real one. In other words $x = R \sum_i n_i 1_i$ or $x = R \sum_i |D_i| n_i 1_i$, respectively. \square

Having described the diagrammatic calculus that gives rise to spherical state sum models, a natural extension presents itself: how to use this more general approach to create new surface invariants. This problem is addressed in the coming section.

4 Models with crossings

The diagrammatic method is extended to surfaces by embedding¹ the surface in \mathbb{R}^3 – an embedding will be denoted as $\phi: \Sigma \hookrightarrow \mathbb{R}^3$. The dual of a triangulation of an oriented surface Σ is a graph on the surface, which can be considered as a ribbon graph in \mathbb{R}^3 by taking a regular neighbourhood of the graph in Σ as the ribbon. The state sum model partition function is thus defined to be a suitable invariant of this ribbon graph.

An isotopy of the surface can be extended to a homeomorphism of \mathbb{R}^3 , since there is a neighbourhood of the surface isomorphic to $\Sigma \times [0, 1]$; the homeomorphism acts trivially outside this neighbourhood. The ribbon graph invariant is described by the projection of \mathbb{R}^3 onto \mathbb{R}^2 ,

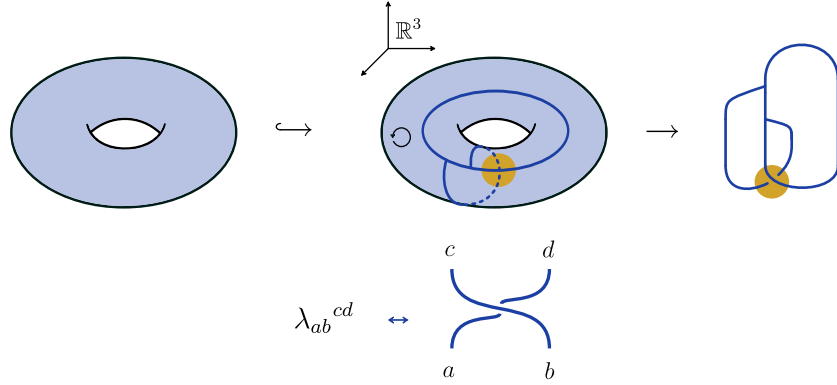
$$\Sigma \xrightarrow{\phi} \mathbb{R}^3 \xrightarrow{P} \mathbb{R}^2. \quad (30)$$

Using an isotopy of \mathbb{R}^3 if necessary, the projection from the ribbon graph to \mathbb{R}^2 can be assumed to be a regular map (i.e., having no singularities) that preserves orientation. This yields a diagram that has crossings as well as the edges and vertices of the graph. An example for the torus triangulated using two triangles is shown below. The middle diagram shows a projection of the surface that is not regular on the ribbon but the final diagram is the result of applying an isotopy so that the projection is regular.

The state sum model is evaluated using the multiplication of a Frobenius algebra at the vertices of the graph and a crossing map $\lambda: A \otimes A \rightarrow A \otimes A$ where one edge of the graph crosses another. The components of this map are inserted into the state sum model at the crossing as shown below.

Other crossings are related to this one using minima and maxima, B and B^{-1} . To obtain an invariant of the surface under isotopy, it is sufficient to

¹All manifolds and mappings are assumed to be piecewise-linear, thus ‘embedding’ means a piecewise-linear embedding.



consider an invariant of the ribbon graph under isotopy of \mathbb{R}^3 . According to Yetter [9], this is equivalent to invariance under isotopy of the projection plane plus a finite list of generalised Reidemeister moves.

The ribbon graph formalism defined so far is studied in conformal field theory [10] but is too general for our purposes since the partition function is not in general a topological invariant of the surface. Also there are many different partition functions, depending on the choice of embedding of the surface.

The simplifying assumption made here is that there is no distinction between over- and under-crossings in the ribbon graph diagrams. This means that the crossing can be represented by the right-hand diagram in the following equation which we will do from now on.

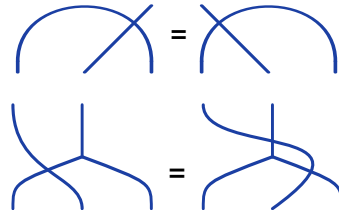
$$\begin{array}{c} c \quad d \\ \diagdown \quad \diagup \\ a \quad b \end{array} = \begin{array}{c} c \quad d \\ \diagup \quad \diagdown \\ a \quad b \end{array} = \begin{array}{c} c \quad d \\ \diagup \quad \diagup \\ a \quad b \end{array} \quad (31)$$

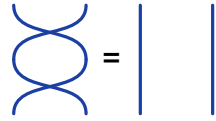
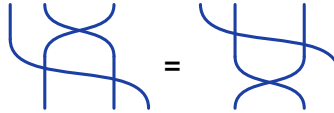
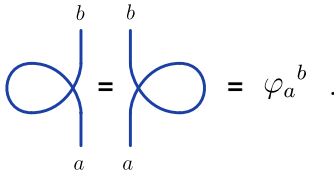
Taken together with the generalised Reidemeister moves on ribbon graphs, this simplification results in a model called a spin state sum model – the most general state sum model with crossings considered in this paper.

Definition 4.1. A spin state sum model is a spherical state sum model with data (C, B, R) together with a crossing map λ . The additional axioms the map λ obeys are

1. compatibility with B ,

2. compatibility with C ,



3. the Reidemeister II move (RII), 
4. the Reidemeister III move (RIII), 
5. the ribbon condition, 

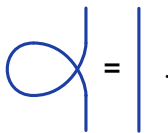
To avoid notation clutter, diagrams have been presented without explicit indices where unnecessary – a rule we will apply from now on. Note also that condition 5 is the constraint implied by equation (31); this condition also defines a map, $\varphi: A \rightarrow A$, and the axioms imply that $\varphi^2 = \text{id}$.

The spin state sum models are analysed fully in §4.2. The next section studies the somewhat simpler case of models called topological that satisfy an additional requirement.

4.1 Topological models

Within this subsection we concern ourselves with topological state sums: examples of spin models that also satisfy the first Reidemeister move.

Definition 4.2. A topological state sum model is a spin state sum model (C, B, R, λ) such that $\varphi = \text{id}$. Diagrammatically, this is

6. the Reidemeister I move (RI), 

There are two issues to settle: the possible dependence of the state sum model on the triangulation of the surface, and on the embedding ϕ . The former is the easiest to resolve: since any spherical state sum model is invariant under Pachner moves the following lemma is automatically verified.

Lemma 4.1. *The partition function of a spin state sum model for any surface is independent of the triangulation chosen.*

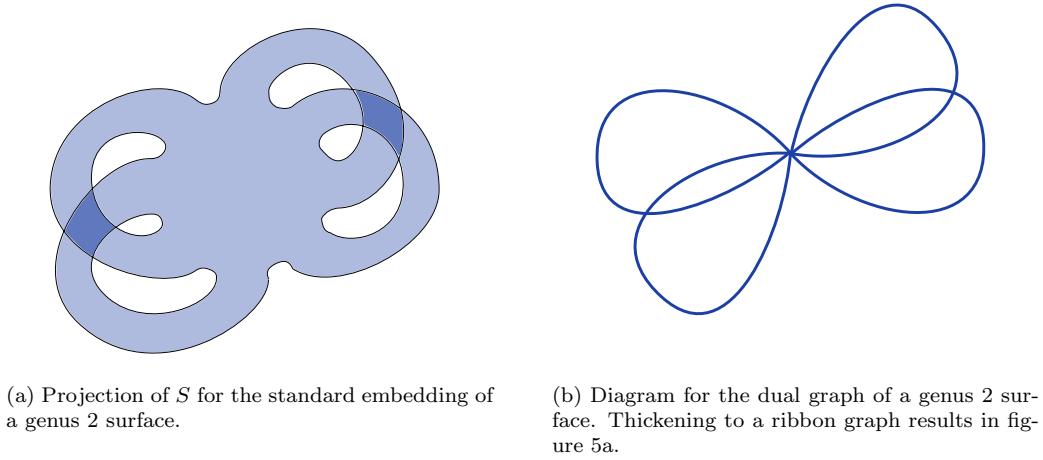


Figure 5

To tackle the remaining issue, independence of embedding, consider a standard one, ϕ_0 , of the closed oriented surface of genus g . A triangulation² of the surface Σ_g can be constructed by identifying the edges of a $4g$ -sided polygon, as in figure 4, and dividing it into triangles without introducing any new vertices. Let $S \subset \Sigma$ be the subset obtained by removing a disk neighbourhood of the vertex of the polygon from Σ_g . The embedding is such that S projects to \mathbb{R}^2 by a regular orientation-preserving map that is the immersion shown in figure 5a. The dual graph to the triangulation is shown in the figure 5b with all of the graph vertices consolidated into one. Using this construction, we can now establish how topological models for closed surfaces are independent of embedding.

Lemma 4.2. *The partition function of a topological state sum model for a closed surface is independent of the embedding ϕ .*

Proof. For a general embedding ϕ , the ribbon graph is knotted in \mathbb{R}^3 and results in a diagram of the projection of this knotted ribbon graph. Using an isotopy of \mathbb{R}^3 , a neighbourhood of the vertex in the diagram can be made to match a neighbourhood of the diagram in figure 5b. Since over- and under-crossings are equal, each loop in the planar diagram can be moved independently, using the crossing axioms 1 to 4. A standard result [11] is that any loop in the plane is equivalent to a standard circle with a number of curls (as in the diagram for condition 5), using planar isotopy and moves RII and RIII (‘regular homotopy’). The curls can be cancelled using the ribbon

²Triangulations are allowed to be degenerate, that is, two simplexes can intersect in more than one face. Any degenerate triangulation can be subdivided into a non-degenerate one.

condition and the move RI. Thus each loop in the diagram can be moved to the corresponding loop in figure 5b and the partition function is the same as for ϕ_0 . \square

These results imply the partition function of a topological model is indeed a topological invariant. Let $f: \Sigma' \rightarrow \Sigma$ be a homeomorphism. If Σ is a triangulated surface and $\phi: \Sigma \rightarrow \mathbb{R}^3$ is an embedding, then f induces a triangulation and an embedding for Σ' such that their dual graph diagrams in the plane coincide.

Some examples of topological models are studied in the rest of this section. We start by establishing how topological symmetric state sum models fit within the new formalism.

Example 4.1 (Topological symmetric models). A topological symmetric state sum model as defined in §2 is a topological state sum model where the choice of crossing is canonical. In other words, the map $\lambda: A \otimes A \rightarrow A \otimes A$ takes $a \otimes b \mapsto b \otimes a$.

A natural line of enquiry is to look for topological state sums where the crossing map is not the trivial one. An interesting class of examples arises for G -graded algebras $A = \bigoplus_{h \in G} A_h$ where G is a group. Crossing maps can then be constructed from bicharacters $\tilde{\lambda}: G \times G \rightarrow k$ satisfying [12]

$$\tilde{\lambda}(h, kl) = \tilde{\lambda}(h, k)\tilde{\lambda}(h, l), \quad (32)$$

$$1 = \tilde{\lambda}(h, k)\tilde{\lambda}(k, h), \quad (33)$$

by setting $\lambda(a_h \otimes b_k) = \tilde{\lambda}(h, k)b_k \otimes a_h$ where $a_h \in A_h$ and $b_k \in A_k$. It is straightforward to conclude the properties of $\tilde{\lambda}$ ensure the crossing satisfies axioms 2 to 4 of definition 4.1. Axiom 1 determines that if A_h and A_k are not orthogonal with respect to the inner product B^{-1} then we must have $\tilde{\lambda}(h, l) = \tilde{\lambda}(k, l)$ for all $l \in G$. Axioms 5 and 6 on the other hand determine the unique Nakayama automorphism $\sigma: A \rightarrow A$ defined by $\varepsilon(ab) = \varepsilon(\sigma(b)a)$ must obey

$$\sigma(a_h) = \tilde{\lambda}(h, h)a_h. \quad (34)$$

An automatic consequence of this relation is that σ must square to the identity as expression (34) determines $\lambda(h, h) = \pm 1$. We now present explicit examples of matrix algebras that can be equipped with this type of crossing.

Example 4.2 (Algebras $A = \mathbb{M}_n(k)$, $k = \mathbb{R}, \mathbb{C}$ for $n > 2$). Let $\varepsilon(a) = \text{Tr}(xa)$ with $x^2 = 1$. This means x is similar to a diagonal matrix with p eigenvalues

$+1$ and q eigenvalues -1 where $p + q = n$. We can without loss of generality restrict x to be of this form; the most general case, $x^2 \propto 1$, would just rescale the vertex amplitude R . In the conditions of theorem 3.2 this means $p \neq q$ and that ε is not symmetric if $q \neq 0$. Assume from now on $q \neq 0$ and $n > 2$. The algebra A comes then with a natural \mathbb{Z}_2 -grading $A_0 \oplus A_1$. Each matrix splits as

$$\begin{pmatrix} a_{p \times p} & b_{p \times q} \\ c_{q \times p} & d_{q \times q} \end{pmatrix} = \begin{pmatrix} a_{p \times p} & 0 \\ 0 & d_{q \times q} \end{pmatrix} \oplus \begin{pmatrix} 0 & b_{p \times q} \\ c_{q \times p} & 0 \end{pmatrix} \in A_0 \oplus A_1. \quad (35)$$

It is easy to verify there is a unique \mathbb{Z}_2 -bicharacter $\tilde{\lambda}$ we can construct for this algebra for which λ satisfies the conditions of definition 4.2. The components of λ are determined by the relation $\tilde{\lambda}(l, m) = (-1)^{lm}$ with $l, m = 0, 1$. The invariants we can create coincide with those determined for $\mathbb{M}_n(k)$ seen as a topological symmetric state sum model: $Z(\Sigma_g) = R^{2-2g} n^{2-2g}$.

We would like to finish our present discussion by highlighting a counterexample. We might wonder if algebras with symmetric Frobenius forms and a crossing respecting the conditions of definition 4.2 would always give rise to a topological symmetric state sum model. This is not, however, the case as we can see explicitly below.

Example 4.3 (Algebra $A = \mathbb{M}_n(\mathbb{C})$). As studied in [12] $\mathbb{M}_n(\mathbb{C})$ can be regarded as a Γ_n -graded algebra where the group is a direct product of two cyclic groups of order n : $\Gamma_n = \langle a \rangle \times \langle b \rangle$. We pick a primitive n -th root of unit $\xi \in \mathbb{C}$ and the basis of elements $X_a^i Y_b^j$, $i, j = 1, \dots, n$ described in [12]. With this basis it is easy to verify the bicharacter

$$\tilde{\lambda}(X_a^i Y_b^j, X_a^{i'} Y_b^{j'}) = \xi^{ij' - i'j} \quad (36)$$

allows for λ to satisfy all the axioms of a topological crossing if and only if the Frobenius form chosen is symmetric. Only for $n = 1$ does λ coincide with the canonical crossing. A new invariant is produced: $Z(\Sigma_g) = R^{2-2g} n^2$.

4.2 Spin models

The purpose of this section is to study spin state sum models and show that these are defined on a surface with a spin structure. Our ultimate objective is to introduce a crossing that will allow us to distinguish non-equivalent spin structures and several examples of such algebras will be studied.

The usual notion of spin structure is defined for oriented smooth manifolds using the tangent bundle. However, this concept can be reformulated to also

make sense for piecewise-linear manifolds of which a triangulated surface is an example. Observe that a spin structure s determines an integer mod 2 for each framed immersed circle c on a smooth manifold; let us define this integer as $s(c) \in \mathbb{Z}_2$. On an oriented surface an immersed circle has a unique framing (up to homotopy) and in \mathbb{R}^3 a ribbon knot that is an oriented surface has also a unique framing. These do not need to be smooth thus allowing the definition of a spin structure to be extended to piecewise-linear manifolds. The relations determined by $s(c)$ can be characterised geometrically in terms of the Kauffman bracket skein relations [13]. For a surface there is an even simpler description [14] as a quadratic form on the first homology class with \mathbb{Z}_2 coefficients, $q: H_1(\Sigma, \mathbb{Z}_2) \rightarrow \mathbb{Z}_2$. The quadratic form q is defined by taking an embedded curve c to represent a cycle and setting $q(c) = s(c) + 1 \pmod{2}$. The quadratic form is then determined by its values on a basis of $H_1(\Sigma, \mathbb{Z}_2)$.

Each embedding $\phi: \Sigma \rightarrow \mathbb{R}^3$ determines an induced spin structure on Σ by pulling-back the unique spin structure on \mathbb{R}^3 . In fact the spin structure on Σ is determined by the spin structure on $S \subset \Sigma$ and so can be read off from the projection of S to \mathbb{R}^2 in the diagram. For example, for the embedding ϕ_0 each circle c in figure 5b has no curls and so $q(c) = 0$.

Lemma 4.3. *The partition function of a spin state sum model on Σ depends on the embedding $\phi: \Sigma \rightarrow \mathbb{R}^3$ only via the spin structure induced on Σ .*

Proof. The proof is similar to the proof of lemma 4.2, except that the curls can only be cancelled in pairs. Each curve in the graph can be moved to coincide with the curve from ϕ_0 except that each curve contains a number of curls. These curls can be cancelled pairwise so that each curve has either one or zero curls. Thus the embeddings fall into exactly 2^{2g} equivalence classes depending on the number of curls in each curve modulo two. These equivalence classes are characterised by the induced spin structure on the surface. For example, one diagram for each of the four equivalence classes for the torus are shown in figure 6. The corresponding spin structures have $(q(c_1), q(c_2)) = (0, 0), (1, 0), (0, 1), (1, 1)$ for the two embedded cycles c_1, c_2 forming a basis of H_1 . \square

Lemmas 4.1 and 4.3 imply the partition function is an invariant of a surface with spin structure. Let $f: \Sigma' \rightarrow \Sigma$ be a homeomorphism and $\phi: \Sigma \rightarrow \mathbb{R}^3$ an embedding inducing a spin structure s . Then the embedding $\phi \circ f$ induces the spin structure f^*s on Σ' . The invariance of the partition function can also be checked directly without using the Pachner moves by examining the effect of Dehn twists [15, 16] on the surface.

To calculate examples of spin models, an explicit formula is needed for the partition function that is manifestly an invariant. To establish this non-

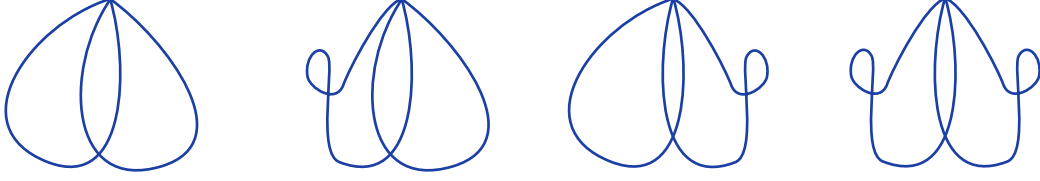


Figure 6: Dual graph diagrams for four embeddings of the torus that are inequivalent for the spin models.

trivial result (theorem 4.2), we begin by studying the algebraic consequences of the axioms for the spin models. A straightforward first consequence is that φ as defined in 4.1 is also an isomorphism of the algebra, which is to say, $\varphi(a \cdot b) = \varphi(a) \cdot \varphi(b)$ for all $a, b \in A$. The diagrammatic representation of this identity can be found below³.

The next objective is to build the diagrammatic counterpart of expression (16), assigning $Z(\Sigma_g, s)$ to an orientable surface with spin structure. To do so we must understand the analogue of the element $z = e_a \cdot e_b \cdot e_c \cdot e_d \cdot B^{ac} B^{bd}$, introduced in equation (15), in the spin model. The difference is the possible introduction of curls in the diagrams.

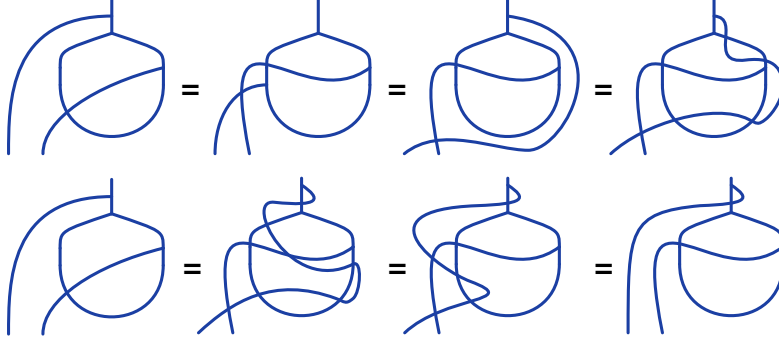
A useful preliminary is the study of all the possible maps one can associate with the cylinder topology. These are depicted below and denoted p , n_1 and n_2 respectively.

Let us define two subspaces of A : $Z_\lambda(A)$, the set of all elements $a \in A$ satisfying $m(a \otimes b) = m \circ \lambda(a \otimes b)$ and analogously $\overline{Z}_\lambda(A)$, the set of all elements $a \in A$ satisfying $m(a \otimes b) = m \circ \lambda(\varphi(a) \otimes b)$, for all $b \in A$.

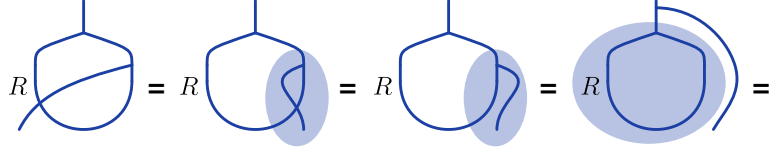
³The existence of the isomorphism φ raises the question of uniqueness in the model. One could ask if compositions of φ and B or φ and C would give rise to alternative and valid spin state sum model data. It is, however, a simple exercise to verify that the original data is the only one that manifestly satisfies all the necessary axioms.

Lemma 4.4. *The map $R.p$ is a surjective projector $A \rightarrow Z_\lambda(A)$. Similarly, $R.n_1$ is a surjective projector $A \rightarrow \overline{Z}_\lambda(A)$. Furthermore, $p \circ \varphi = p$ and $n_2 = n_1 \circ \varphi$ implying $n_2(b) \in \overline{Z}_\lambda(A)$ for all $b \in A$ and $n_2 \circ \varphi = \varphi \circ n_2$.*

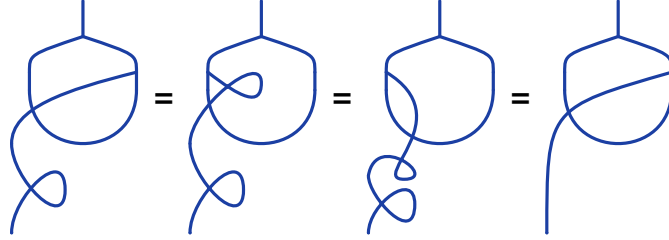
Proof. We begin by showing that for all $a \in A$, $p(a) \in Z_\lambda(A)$.



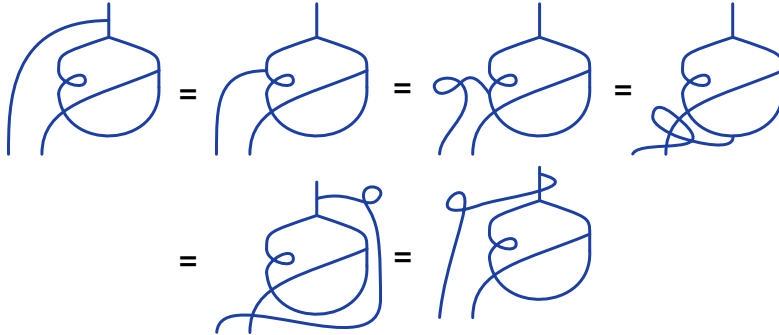
We can further conclude that if $a \in Z_\lambda(A)$ then $R.p(a) = a$.



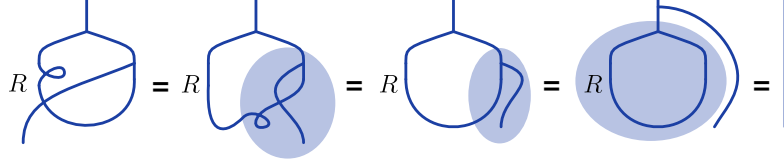
This is enough to establish $R.p$ as a surjective projector into $Z_\lambda(A)$. The proof $p \circ \varphi = p$ is accomplished by direct composition.



As with the map p we begin by proving $n_1(a)$ satisfies a generalised commutativity property for all $a \in A$.

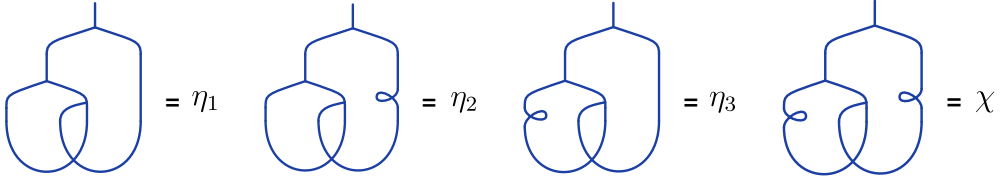


The graphical proof for n_2 would be similar in every respect. Also, the result is immediate if we set $b = \varphi(c)$ in the expression $m(a \otimes n_1(b)) = m \circ \lambda(\varphi(a) \otimes n_1(b))$. We now show $R.n_1$ squares to itself and is surjective. Note that if applied to an element of the space $\bar{Z}_\lambda(A)$ the map $R.n_1$ acts as the identity.

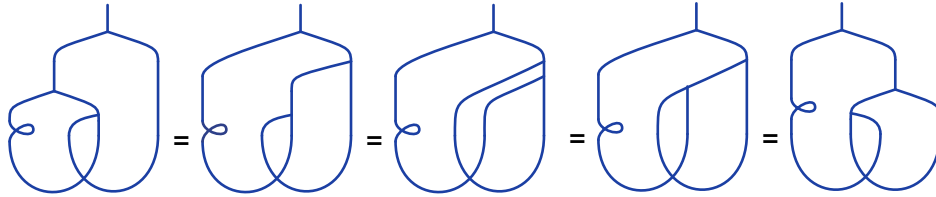


This of course implies that $R.n_2(a) = \varphi(a)$ for elements of $\bar{Z}_\lambda(A)$. Finally by noticing $n_2^3(a) = n_2^2(n_2(a)) = n_2(n_2^2(a))$ we conclude $\varphi \circ n_2 = n_2 \circ \varphi$. \square

The spin analogues of z as defined in equation (16) can be now found below. Denoted η_1, η_2, η_3 and χ they are preferred elements of the algebra – the building blocks of the spin partition functions.

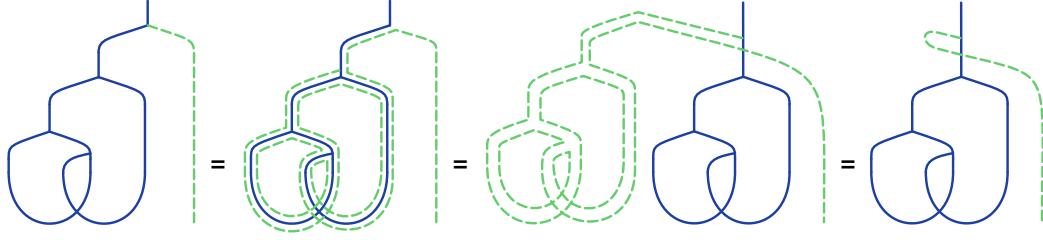


It is easy to verify the identity $\eta_1 = \eta_2 = \eta_3$ holds; we shall adopt the notation η for any of these maps. To see this we note one of the relations, $\eta_1 = \eta_2$, is trivial since we proved $p \circ \varphi = p$. The proof for the remaining equation, $\eta_2 = \eta_3$ is depicted below. The two non-equivalent generalisations



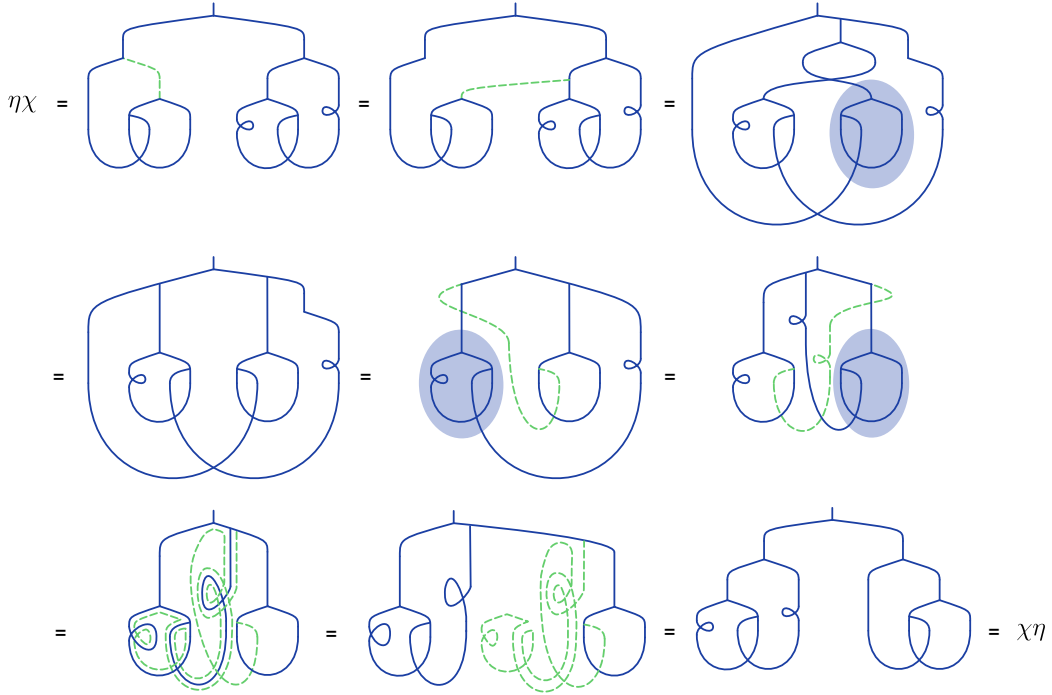
of z have the following properties.

Theorem 4.1. *The elements η and χ satisfy the following relations: (i), η and χ are elements of $Z_\lambda(A)$; (ii), η and χ commute with each other and (iii), $\eta^2 = \chi^2$.*



Proof. We are able to easily conclude η is an element of $Z_\lambda(A)$. Given the increasing complexity of the diagrams requiring simplification, lines being transformed have been dashed.

The first step uses multiplication associativity and the multiplication and crossing compatibility a number of times. The second step uses the Reidemeister II move. The last step uses the generalised Reidemeister I move (note the number of times the φ map appears is even). Establishing the same result for χ would be entirely analogous. Next, we must show that η and χ commute with each other.



This proof is more involved. The first step is simple: we merely use the multiplication associativity. We follow by permuting the position of the maps p and n_1 , which can be done resorting to a sequence of Reidemeister II moves. We then use the fact p , highlighted in blue in the first line, maps $A \rightarrow Z_\lambda(A)$ to simplify the diagram. The next operation, first of the second

line, uses the Reidemeister II move once again. Recalling the properties of the map n_1 , highlighted, we can simplify the diagram once more. Finally, we use associativity and multiplication-crossing compatibility to move the highlighted line. A series of ribbon moves brings us to the final result.

The most lengthy part of the proof comes from determining the most non-trivial identity: $\chi^2 = \eta^2$. To make the exposition more clear each line of the proof begins with the section that will undergo a transformation highlighted.

The partition function for a surface with spin structure can now be presented. Each handle contributes the element χ or η depending on the spin structure; the partition function is thus

$$Z(\Sigma_g, s) = R\varepsilon(\eta^{g-l}\chi^l). \quad (37)$$

However, the above properties mean that all that matters is $l \bmod 2$ which reflects the fact the partition function is a homeomorphism invariant. The homeomorphism invariant of a spin structure is the Arf invariant of the quadratic form, $\text{Arf}(q) = l \bmod 2 \in \mathbb{Z}_2$. It is most convenient to express this invariant of the spin structure as a sign $P(s) = (-1)^{\text{Arf}(q)}$ called the parity. The spin structure is called even if $P(s) = 1$ and odd if $P(s) = -1$.

These results are collected together to give the main result for this section.

Theorem 4.2. *Let (C, B, R, λ) be a spin state sum model. Then we have*

$$Z(\Sigma_g, s) = \begin{cases} R\varepsilon(\eta^g) & , \quad s \text{ is even} \\ R\varepsilon(\chi\eta^{g-1}) & , \quad s \text{ is odd.} \end{cases} \quad (38)$$

We now show the canonical crossing map can never give rise to a spin state sum model that distinguishes spin structures.

Corollary 4.1. *Let $\lambda: A \otimes A \rightarrow A \otimes A$ be such that $a \otimes b \mapsto b \otimes a$. Then $\chi = \eta$ thus implying the partition function does not depend on the spin structure.*

Proof. For a crossing of the form above it is easy to conclude $\varphi = \sigma$ where σ represents the Nakayama automorphism associated with the Frobenius form ε . It follows $\sigma^2 = 1$. It is then a trivial exercise to conclude

$$n_1(a) = \sigma(e_b) \cdot a \cdot e_c B^{bc} \quad (39)$$

$$n_2(a) = \sigma(e_b \cdot a) \cdot e_c B^{bc}. \quad (40)$$

$$\begin{aligned}
\chi^2 = & \text{[Diagram 1]} = \text{[Diagram 2]} = \text{[Diagram 3]} \\
= & \text{[Diagram 4]} = \text{[Diagram 5]} = \text{[Diagram 6]} \\
= & \text{[Diagram 7]} = \text{[Diagram 8]} = \text{[Diagram 9]} \\
= & \text{[Diagram 10]} = \text{[Diagram 11]} = \text{[Diagram 12]} \\
= & \text{[Diagram 13]} = \text{[Diagram 14]} = \text{[Diagram 15]} \\
= & \text{[Diagram 16]} = \text{[Diagram 17]} = \text{[Diagram 18]} = \eta^2
\end{aligned}$$

□

Let $\varepsilon(a) = \tilde{\varepsilon}(xa)$ for some symmetric Frobenius form $\tilde{\varepsilon}$. Then $\sigma(a) = x^{-1}ax$ and we can always re-write $e_b \otimes e_c B^{bc} = \tilde{e}_b x^{-1} \otimes \tilde{e}_c \tilde{B}^{bc}$ where \tilde{B} is symmetric:

$$\begin{aligned} \sigma(e_b) \cdot a \cdot e_c B^{bc} &= (x^{-1} \cdot (\tilde{e}_b \cdot x^{-1}) \cdot x) \cdot a \cdot \tilde{e}_c \tilde{B}^{bc} \\ &= (x^{-1} \cdot \tilde{e}_b \cdot a \cdot x) \cdot x^{-1} \cdot \tilde{e}_c \tilde{B}^{bc} \\ &= \sigma(e_b \cdot a) \cdot e_c B^{bc}. \end{aligned}$$

The diagrammatic form of η and χ imply that $\eta = \chi$ if the maps n_1 and n_2 coincide. Theorem 4.2 then tells us the partition function does not distinguish spin parity. \square

Our conclusions so far do not guarantee the existence of crossing maps satisfying $\eta \neq \chi$. The last efforts in this work therefore concentrate on presenting various examples of such algebras.

Example 4.4 (Algebras $A = \mathbb{M}_n(\mathbb{C}_{\mathbb{R}})$).

These algebras are naturally \mathbb{Z}_2 -graded: $\mathbb{M}_n(\mathbb{C}_{\mathbb{R}}) = A_0 \oplus A_1$ with $A_0 = \mathbb{M}_n(\mathbb{R})$ and $A_1 = i\mathbb{M}_n(\mathbb{R})$. It is easy to verify there is a unique non-trivial crossing that we can construct from a bicharacter $\tilde{\lambda}$. The components of the crossing are determined by the relation $\tilde{\lambda}(l, m) = (-1)^{lm}$. If we take the Frobenius form to be symmetric it is easy to verify that $\eta = 2(2Rn)^{-2}1$ and $\chi = -2(2Rn)^{-2}1$. Note the constant $2Rn$ arises from the definition of the Frobenius form, $\varepsilon(a) = 2Rn \operatorname{Re} \circ \operatorname{Tr}(a)$. The invariant produced distinguishes spin structures of different parity and takes the form

$$Z(\Sigma_g, s) = P(s) 2^{1-g} R^{2-2g} n^{2-2g} \quad (41)$$

This expression can be compared with the relation found for topological symmetric state sums models where $Z(\Sigma_g) = 2R^{2-2g}n^{2-2g}$. The same result as (41) will hold if we take a non-symmetric form determined by a real non-central invertible element x , in other words $\varepsilon(a) = \operatorname{Re} \circ \operatorname{Tr}(xa)$, satisfying $x^2 \in Z(A)$ and with a different number of positive and negative eigenvalues.

Example 4.5 (Algebras $A = \mathbb{M}_n(\mathbb{H}_{\mathbb{R}})$).

These algebras are naturally \mathcal{K} -graded where $\mathcal{K} = \{1, i, j, k\}$ represents the Klein group, isomorphic to $\mathbb{Z}_2 \times \mathbb{Z}_2$. In other words $\mathbb{M}_n(\mathbb{H}_{\mathbb{R}}) = \oplus_{l \in \mathcal{K}} A_l$ with $A_l = l\mathbb{M}_n(\mathbb{R})$. Also in this case we verify there is a unique non-trivial bicharacter $\tilde{\lambda}$ giving rise to a crossing obeying the conditions of definition 4.1. It takes the form $a^l \otimes b^m \mapsto \tilde{\lambda}(l, m) b^m \otimes a^l$. The components of the crossing are such that $\tilde{\lambda}(1, m) = \tilde{\lambda}(m, 1) = \tilde{\lambda}(i, j) = \tilde{\lambda}(j, i) = \tilde{\lambda}(k, k) = +1$ and all the remaining equal -1 . If we take the Frobenius form to be symmetric we

find $\eta = 8(4Rn)^{-2}1$ and $\chi = -8(4Rn)^{-2}1$. The invariant produced again distinguishes spin structures of different parity and takes the form

$$Z(\Sigma_g, s) = P(s)2^{2-g}R^{2-2g}n^{2-2g}. \quad (42)$$

The same result will hold if we take a non-symmetric form determined by a real non-central element x satisfying $x^2 \in Z(A)$ and with a different number of positive and negative eigenvalues.

The question if it is always possible to find a crossing that will enable a spin state sum model to distinguish spin structures is a natural one. However, the answer is negative. Take the algebras \mathbb{R} and \mathbb{C} (seen as real and complex respectively). They only admit the canonical crossing as we can easily conclude from noticing $\mathbb{R} \otimes \mathbb{R}$ and $\mathbb{C} \otimes \mathbb{C}$ are one-dimensional.

We would like to finish by presenting all possible crossings for some low-dimensional group algebras. It should be noted these particular models show we do not always have $\eta = \pm\chi$ as previous examples might have suggested.

Example 4.6 (Algebras $\mathbb{C}C_k$ for $k = 2, 3, 4$).

Let us use the notation $C_k = \{e, h, \dots, h^k\}$. For $k = 2$ we find two possible state sum models: either λ is canonical or it differs from it in only one component by satisfying $\lambda(a_h \otimes a_h) = -a_h \otimes a_h$. In the first case we have $\eta = \chi = R^{-2}e$; in the second $\eta = 2^{-1}R^{-2}e = -\chi$. The invariant for the former was already known: $Z(\Sigma_g) = 2R^{2-2g}$. The latter creates instead:

$$Z(\Sigma_g, s) = P(s)2^{1-g}R^{2-2g}. \quad (43)$$

Two crossings are also compatible with $\mathbb{C}C_3$: one, the canonical; the other, giving rise to $\eta = R^{-2}(\frac{2}{3}e + \frac{1}{6}(h + h^2))$ and $\chi = \frac{R^{-2}}{2}(h + h^2)$ and therefore to a new spin invariant:

$$Z(\Sigma_g, s) = (1 + P(s)2^{1-g})3^{2g-1}R^{2-2g}. \quad (44)$$

Finally, the $\mathbb{C}C_4$ case is richer in complexity. There are a total of twelve crossings allowed giving rise to the following invariants:

$$Z(\Sigma_g, s) = \begin{cases} 2^{2-2g}R^{2-2g} & , \quad \eta = \chi = (2R)^{-2}e \\ 4R^{2-2g} & , \quad \eta = \chi = R^{-2}e \\ P(s)2^{2-g}R^{2-2g} & , \quad \eta = -\chi = 2^{-1}R^{-2}e \\ (P(s) + 2^g)2^{1+g}R^{2-2g} & , \quad \begin{aligned} \eta &= \frac{R^{-2}}{4}(3e \pm h^2) \\ \chi &= \frac{R^{-2}}{4}(e \pm 3h^2) \end{aligned} \end{cases} \quad (45)$$

Finding all possible spin crossings compatible with an algebra is a complex problem even for the low-dimensional cases we have dealt with here. Reproducing the results given might therefore prove a time-consuming task. In order to circumvent this difficulty the code used by the authors for these computations has been provided.

The Peter-Weyl decomposition guarantees our conclusions for $\mathbb{C}C_2$, $\mathbb{C}C_3$ and $\mathbb{C}C_4$ extend to the commutative semi-simple algebras \mathbb{C}^{\oplus^2} , \mathbb{C}^{\oplus^3} and \mathbb{C}^{\oplus^4} respectively.

Acknowledgments

SOGT thanks Antony Lee for discussions and acknowledges financial support from Fundação para a Ciência e Tecnologia (FCT), Portugal through grant no. SFRH/BD/68757/2010. JWB was supported by STFC particle physics theory consolidated grant ST/L000393/1.

References

- [1] M. Fukuma, S. Hosono, and H. Kawai. Lattice topological field theory in two dimensions. *Communications in Mathematical Physics*, 161:157–175, 1994. 10.1007/BF02099416.
- [2] A. D. Lauda and H. Pfeiffer. State sum construction of two-dimensional open-closed Topological Quantum Field Theories. *ArXiv Mathematics e-prints*, February 2006.
- [3] Udo Pachner. P.l. homeomorphic manifolds are equivalent by elementary shellings. *Eur. J. Comb.*, 12(2):129–145, February 1991.
- [4] T. Bröcker and T. tom Dieck. *Representations of Compact Lie Groups*. Springer-Verlag, 1985.
- [5] I.M. Isaacs. *Character theory of finite groups*. Dover, 1994.
- [6] A. Davydov, L. Kong, and I. Runkel. Field theories with defects and the centre functor. *Math. Found. of Quant. Field and Perturbative String Theory - Proceedings of Symposia in Pure Mathematics*, 83, 2011.
- [7] Lars Kadison and A. A. Stolin. Separability and Hopf algebras. In *Algebra and its applications (Athens, OH, 1999)*, volume 259 of *Contemp. Math.*, pages 279–298. Amer. Math. Soc., Providence, RI, 2000.

- [8] Marcelo Aguiar. A note on strongly separable algebras. *Bol. Acad. Nac. Cienc. (Córdoba)*, 65:51–60, 2000. Colloquium on Homology and Representation Theory (Spanish) (Vaquerías, 1998).
- [9] David N Yetter. Category theoretic representations of knotted graphs in s3. *Advances in Mathematics*, 77(2):137 – 155, 1989.
- [10] J. Fuchs, I. Runkel, and C. Schweigert. Conformal correlation functions, Frobenius algebras and triangulations. *Nuclear Physics B*, 624:452–468, March 2002.
- [11] Louis H. Kauffman. An invariant of regular isotopy. *Transactions of the American Mathematical Society*, 318:417–471, 1990.
- [12] Yu A Bahturin and MM Parmenter. Generalized commutativity in group algebras. *Canadian Mathematical Bulletin*, 46(1):14–25, 2003.
- [13] John W. Barrett. Skein spaces and spin structures. *Mathematical Proceedings of the Cambridge Philosophical Society*, 126:267–275, 3 1999.
- [14] R.C. Kirby. *The Topology of 4-manifolds*. Lecture notes in mathematics: Subseries. Springer-Verlag, 1989.
- [15] W. B. R. Lickorish. A finite set of generators for the homeotopy group of a 2-manifold. *Proc. Cambridge Philos. Soc.*, 60:769–778, 1964.
- [16] W. B. R. Lickorish. Corrigendum: On the homeotopy group of a 2-manifold. *Proc. Cambridge Philos. Soc.*, 62:679–681, 1966.