

FINITE-HORIZON PARAMETERIZING MANIFOLDS, AND APPLICATIONS TO SUBOPTIMAL CONTROL OF NONLINEAR PARABOLIC PDES

MICKAËL D. CHEKROUN AND HONGHU LIU

ABSTRACT. This article proposes a new approach for the design of low-dimensional suboptimal controllers to optimal control problems of nonlinear partial differential equations (PDEs) of parabolic type. The approach fits into the long tradition of seeking for slaving relationships between the small scales and the large ones (to be controlled) but differ by the introduction of a new type of manifolds to do so, namely the *finite-horizon parameterizing manifolds* (PMs). Given a finite horizon $[0, T]$ and a low-mode truncation of the PDE, a PM provides an approximate parameterization of the uncontrolled high modes by the controlled low ones so that the unexplained high-mode energy is reduced — in an L^2 -sense — when this parameterization is applied.

Analytic formulas of such PMs are derived by application of the method of pullback approximation of the high-modes introduced in [25]. These formulas allow for an effective derivation of reduced systems of ordinary differential equations (ODEs), aimed to model the evolution of the low-mode truncation of the controlled state variable, where the high-mode part is approximated by the PM function applied to the low modes. The design of low-dimensional suboptimal controllers is then obtained by (indirect) techniques from finite-dimensional optimal control theory, applied to the PM-based reduced ODEs.

A priori error estimates between the resulting PM-based low-dimensional suboptimal controller u_R^* and the optimal controller u^* are derived under a second-order sufficient optimality condition. These estimates demonstrate that the closeness of u_R^* to u^* is mainly conditioned on two factors: (i) the parameterization defect of a given PM, associated respectively with u_R^* and u^* ; and (ii) the energy kept in the high modes of the PDE solution either driven by u_R^* or u^* itself.

The practical performances of such PM-based suboptimal controllers are numerically assessed for optimal control problems associated with a Burgers-type equation; the locally as well as globally distributed cases being both considered. The numerical results show that a PM-based reduced system allows for the design of suboptimal controllers with good performances provided that the associated parameterization defects and energy kept in the high modes are small enough, in agreement with the rigorous results.

CONTENTS

1. Introduction	2
2. Optimal Control of Nonlinear PDEs, and Functional Framework	4
3. Finite-Horizon Parameterizing Manifolds: Definition, Pullback Characterization and Analytic Formulas	5
4. Finite-Horizon Parameterizing Manifolds for Suboptimal Control of PDEs	11
5. 2D-Suboptimal Controller Synthesis Based on the Leading-Order Finite-Horizon PM: Application to a Burgers-type Equation	19
6. 2D-Suboptimal Controller Synthesis Based on Higher-Order Finite-Horizon PMs	32
7. Synthesis of m -Dimensional Locally Distributed Suboptimal Controllers	40
Acknowledgments	48
Appendix A. Suboptimal Controller Synthesis Based on Galerkin Projections and Pontryagin Maximum Principle	48

Key words and phrases. Parabolic optimal control problems, low-order models, error estimates, Burgers-type equation, Backward-forward systems.

Appendix B. Global Well-posedness for the Two-dimensional $h_\lambda^{(1)}$ -based Reduced System	52
(5.25)	
References	54

1. INTRODUCTION

In this article, we propose a new approach for the synthesis of low-dimensional suboptimal controllers for optimal control problems of nonlinear partial differential equations (PDEs) of parabolic type. Optimal control of PDEs has been extensively studied in the past few decades due largely to its broad applications in both engineering and various scientific disciplines, and fruitful results have been obtained; see *e.g.* the monographs [8, 10, 29, 41, 46, 53, 72, 89].

Due to the complexity of most applications, optimal control problems of parabolic PDEs are often solved numerically. Among the commonly used methods one finds methods that solve at once the associated optimality system using techniques such as the Newton or quasi-Newton methods [13, 53, 57], or methods that use optimization algorithms involving for instance an approximation to the gradient of the cost functional; see *e.g.* [12, 53, 57, 89]. In this case, the gradient can be approximated by using sensitivity methods or methods based on the adjoint equation; see *e.g.* [1, 14, 15, 49, 48, 59, 76, 77]. Efficient (and accurate) solutions can be designed by such methods [1, 7, 14, 28, 52, 76, 77] which may lead however to high-dimensional problems that can turn out to be computationally expensive to solve, especially for fluid flows applications. The task becomes even more challenging when a dynamic programming approach is adopted, involving typically to solve (infinite-dimensional) Hamilton-Jacobi-Bellman (HJB) equations [8, 9, 23, 33, 34, 35, 36].

As an alternative, various reduction techniques have been proposed in the literature to seek instead for low-dimensional suboptimal controllers. The main issue related to such techniques relies however on the ability to design suboptimal solutions close enough to the genuine optimal one [37, 47, 54, 58, 90], while keeping cheap enough the numerical efforts to do so. A general class of model reduction techniques used extensively in this context is the so-called reduced-order modeling (ROM) approach, based on approximating the nonlinear dynamics by a Galerkin technique relying on basis functions, possibly empirical [45, 51, 52]. Various ROM techniques differ in the choice of the basis functions. One popular method that falls into this category is the so-called proper orthogonal decomposition (POD); see among many others [6, 54, 55, 68, 69, 75, 80], and [47, 60, 61] for other methods in constructing the reduced basis. We refer also to [70] for suboptimal controllers designed from the solutions of low-dimensional HJB equations associated with POD-based Galerkin reduced-order models.

Such Galerkin/ROM-based techniques can lead to a synthesis of very efficient suboptimal controllers once, at a given truncation, the disregarded high-modes do not contribute significantly to the dynamics of the low modes. However, when this is not the case, the seeking of parameterizations of the disregarded modes in terms of the low ones becomes central for the design of surrogate low-dimensional models of good performances. The idea of seeking for slaving relationships between the unstable or least stable modes with the more stable ones has a long tradition in control theory of large-dimensional or distributed-parameter systems. For instance, by use of methods from singular perturbation theory, the authors in [66] investigated the construction of such slaving functions for slow-fast systems in terms of invariant (slow) manifolds. Such manifolds are then used to decouple the slow and fast parts of the dynamics and to feed back the slow component of the state only. This is especially important since the fast components of the state are in general difficult to measure/estimate and consequently to feedback.

Complementary to singular perturbation methods, the authors of [27] used tools of center manifold and normal form theory to design a nonlinear controller and obtained a closed-loop center manifold

for a truncated distributed-parameter system; in their case proximity to a bifurcation constitutes a guarantee to the separation of relevant time scales of the problem. In [30, 31], the authors have gone beyond the finite-dimensional singular perturbation work of [66] or center-manifold-based work of [27] to exploit approximate inertial manifolds (AIMs) [43] in the infinite-dimensional case; the latter are global manifolds in phase space that can be thought of as generalizations of slow/center manifolds. Using AIMs, the authors of [27] designed then observer-based nonlinear feedback controllers (through the corresponding closed-loop AIMs) and demonstrated their performance.

The potential usefulness of inertial manifolds (IMs) [32, 44, 87] or AIMs in control theory of nonlinear parabolic PDEs was actually quickly identified after IM theory started to be established [21, 30, 31, 84]; see *e.g.* [83, 86] for a state-of-the-art of the literature at the end of the 90s. However since these works, IMs or AIMs have been mainly employed to derive low-dimensional vector fields for the design of feedback controllers [3, 82]. To the exception of [4, 58], the use of IMs or AIMs to design suboptimal solutions to optimal control problems have been much less considered.

The main purpose of this article is to introduce a general framework — in the continuity but different from the AIM approach — for the effective derivation of *suboptimal low-dimensional* solutions to optimal control problems associated with nonlinear PDE such as (1.1) given below. To be more specific, given an ambient Hilbert space, \mathcal{H} , the control problems of PDEs we will consider hereafter take the following abstract form:

$$(1.1) \quad \frac{dy}{dt} = Ly + F(y) + \mathfrak{C}u(t), \quad t \in (0, T],$$

where L denotes a linear operator, F some nonlinearity, and \mathfrak{C} denotes a *bounded linear operator* on \mathcal{H} ; the state variable y and the controller u living both in $L^2(0, T; \mathcal{H})$ for a given horizon $T > 0$; see Section 2 for more details.

The underlying idea consists of seeking for manifolds \mathfrak{M} aimed to provide — over a finite horizon $[0, T]$ — an *approximate parameterization* of the small scales of the solutions to the *uncontrolled PDE* associated with Eq. (1.1), namely

$$(1.2) \quad \frac{dy}{dt} = Ly + F(y),$$

in terms of their *large scales*, so that \mathfrak{M} allows in turn to derive low-dimensional reduced models from which suboptimal controllers can be efficiently designed by standard methods of finite-dimensional optimal control theory such as found in *e.g.* [17, 22, 64, 65, 85]. In that respect, the notion of *finite-horizon parameterizing manifold* (PM) is introduced in Definition 3.1 below. PMs distinguish from the more classical AIMs in the sense that they provide approximate parametrization of the small scales by the large ones in an average L^2 -sense (over $[0, T]$) rather than a hard ϵ -approximation to be valid for each time $t \in [0, T]$, cf. [43].

Obviously, the difficulty relies still on the ability of such an approach to give access to suboptimal controllers of good performance. A priori the task is not easy and a key feature to ensure that a “good” performance is achieved from such a suboptimal low-dimensional controller, u_R^* , relies on the ability of the manifold \mathfrak{M} derived from the uncontrolled problem to still achieve a sufficiently “small” *parameterization defect* (over the horizon $[0, T]$) of the small scales by the large ones once a controller u_R^* is used to drive the PDE (1.1); see (3.5) in Definition 3.1. This point is rigorously formulated as Theorem 4.1 in Section 4 (see also Corollary 4.2), which provides — under a second-order sufficient optimality condition — error estimates on how “close” a low-dimensional suboptimal controller u_R^* , designed from a PM-based reduced system, is to the optimal controller u^* . The error estimates (4.5) and (4.10) show in particular that the closeness of u_R^* to u^* is mainly conditioned on two factors: (i) the parameterization defect of a given PM, associated respectively with the suboptimal controller u_R^*

and the optimal controller u^* ; and (ii) the energy kept in the high modes of the PDE solution either driven by u_R^* or u^* itself.

The article is organized as follows. The functional framework associated with optimal control problems related to (1.1) is introduced in Section 2. The definition of finite-horizon PMs and a practical procedure to get access to such PMs are introduced in Section 3. In particular analytic formulas of leading-order PMs are provided; the latter being subject to a cross *non-resonance condition* (NR) to be satisfied between the high and the low modes; see Section 3.2. Section 4 is devoted, given an arbitrary PM, to the derivation of rigorous *a priori* error estimates between a low-dimensional PM-based suboptimal controller and the optimal one; see Theorem 4.1 and Corollary 4.2. The performance of the resulting PM-based reduction approach is numerically investigated on a Burgers-type equation in the context of globally and locally distributed control laws; see Sections 5–6, and Section 7. As a main byproduct, the numerical results strongly indicate that a PM-based reduced system allows for a design of suboptimal controllers with good performances provided that the aforementioned parameterization defects and the energy contained in the high modes are small enough, in agreement with the theoretical predictions of Theorem 4.1 and Corollary 4.2. This is particularly demonstrated in Section 6, where analytic formulas derived in Theorem 6.1 give access to higher-order PMs with reduced parameterization defects compared to those of the leading-order PMs introduced in Section 3. In all the cases, the analytic formulas of the PMs used hereafter allows for an efficient design of suboptimal controllers by standard (and simple) application of the Pontryagin maximum principle [17, 18, 64, 79] to the PM-based reduced systems.

2. OPTIMAL CONTROL OF NONLINEAR PDES, AND FUNCTIONAL FRAMEWORK

The functional framework for the optimal control problem considered in this article takes place in Hilbert spaces. Let us first introduce the class of partial differential equations (PDEs) to be controlled. For a given Hilbert space \mathcal{H} , we consider \mathcal{H}_1 to be a subspace compactly and densely embedded in \mathcal{H} such that $A : \mathcal{H}_1 \rightarrow \mathcal{H}$ is a sectorial operator [50, Def. 1.3.1] satisfying

$$-A \text{ is stable in the sense that its spectrum satisfies } \operatorname{Re}(\sigma(-A)) < 0.$$

To include in our framework PDEs for which the nonlinear terms are responsible of a loss of regularity compared to the ambient space \mathcal{H} , we consider standard interpolated spaces \mathcal{H}_α between \mathcal{H}_1 and \mathcal{H} (with $\alpha \in [0, 1]$)¹ along with perturbations of the linear operator $-A$ given by a one-parameter family, $\{B_\lambda\}_{\lambda \in \mathbb{R}}$, of bounded linear operators from \mathcal{H}_α to \mathcal{H} , that depend continuously on a real parameter λ .

By defining

$$L_\lambda := -A + B_\lambda,$$

we are thus left with a one-parameter family of sectorial operators $\{-L_\lambda\}_{\lambda \in \mathbb{R}}$, each of them mapping \mathcal{H}_1 into \mathcal{H} . Finally, $F : \mathcal{H}_\alpha \rightarrow \mathcal{H}$ will denote a *continuous k -linear mapping* ($k \geq 2$) for some $\alpha \in [0, 1]$ ².

The nonlinear evolution equation to be controlled takes then the following abstract form:

$$(2.1) \quad \frac{dy}{dt} = L_\lambda y + F(y) + \mathfrak{C}u(t), \quad t \in (0, T],$$

where $y \in L^2(0, T; \mathcal{H})$ denotes the state variable, $u \in L^2(0, T; \mathcal{H})$ denotes the controller; $T > 0$ being a fixed horizon, and

$$(2.2) \quad \mathfrak{C} : \mathcal{H} \rightarrow \mathcal{H}$$

¹depending on the problem at hand; see *e.g.* [50].

²In particular, nonlinearities including a loss of regularity compared to the ambient space \mathcal{H} , are allowed; see *e.g.* Section 5 below.

denoting a *bounded (and non-zero) linear control operator*. In particular, we will be mainly concerned with distributed control problems (control inside the domain) and not with problems involving a control on the boundary which leads typically to an unbounded control operator; see *e.g.* [10, Part V, Chap. 2 and 3] and [40, 41, 42]. The parameter λ governs typically the presence of (linearly) unstable modes for (2.1). In the application considered in Sections 5–7, it will be chosen so that the linear operator, L_λ , admits large-scale unstable modes.

We introduce next the cost functional $J : L^2(0, T; \mathcal{H}) \times L^2(0, T; \mathcal{H}) \rightarrow \mathbb{R}$ given by

$$(2.3) \quad J(y, u) := \int_0^T [\mathcal{G}(y(t)) + \mathcal{E}(u(t))] dt,$$

where $\mathcal{G} : \mathcal{H} \rightarrow \mathbb{R}^+$ and $\mathcal{E} : \mathcal{H} \rightarrow \mathbb{R}^+$ are assumed to be continuous, and to satisfy the following conditions:

$$(C1) \quad \mathcal{G} \text{ is uniformly Lipschitz on bounded sets of } \mathcal{H},$$

and

$$(C2) \quad \|u\| \leq \|v\| \implies \mathcal{E}(u) \leq \mathcal{E}(v),$$

where $\|\cdot\|$ denotes the \mathcal{H} -norm.

Given such a cost functional,³ we will consider in this article the following type of optimal control problem:

$$(P) \quad \begin{array}{ll} \min J(y, u) & \text{s.t. } (y, u) \in L^2(0, T; \mathcal{H}) \times L^2(0, T; \mathcal{H}) \text{ solves Eq. (2.1)} \\ & \text{subject to } y(0) = y_0 \in \mathcal{H}. \end{array}$$

To simplify the presentation, we will make the following assumptions on L_λ and F throughout this article:

Standing Hypothesis. L_λ is self-adjoint, whose eigenvalues (arranged in descending order) are denoted by $\{\beta_i(\lambda)\}_{i \in \mathbb{N}}$; and the eigenvectors $\{e_i(\lambda)\}_{i \in \mathbb{N}}$ of L_λ form a Hilbert basis of \mathcal{H} . The nonlinearity $F : \mathcal{H}_\alpha \rightarrow \mathcal{H}$ is a continuous k -linear mapping for some $k \geq 2$, and for some $\alpha \in [0, 1)$.

We also assume that for any initial datum $y_0 \in \mathcal{H}$, any $T > 0$, and any given $u \in L^2(0, T; \mathcal{H})$, the Cauchy problem

$$(2.4) \quad \frac{dy}{dt} = L_\lambda y + F(y) + \mathfrak{C}u(t), \quad y(0) = y_0 \in \mathcal{H},$$

has a unique solution $y(\cdot, y_0; u) \in C([0, T]; \mathcal{H}) \cap L^2(0, T; \mathcal{H}_\alpha)$, which lives furthermore in the space $C^1((0, T]; \mathcal{H}) \cap C([0, T]; \mathcal{H}_\alpha) \cap L^2(0, T; \mathcal{H}_1)$ when $y_0 \in \mathcal{H}_\alpha$; see *e.g.* [50, Chap. 3] and [74, Chap. 7] for conditions under which such properties are guaranteed. Section 5.1 below deals with such an example.

3. FINITE-HORIZON PARAMETERIZING MANIFOLDS: DEFINITION, PULLBACK CHARACTERIZATION AND ANALYTIC FORMULAS

This section is devoted to the definition of finite-horizon parameterizing manifolds (PMs) for a given PDE of type (2.4) and a general method to give access to explicit formulas of such finite-horizon PMs in practice through pullback limits associated with certain backward-forward systems built from the uncontrolled Eq. (1.2).

The key idea takes its roots in the notion of (asymptotic) parameterizing manifold introduced in [25]⁴, which reduces here of approximating — over some prescribed finite time interval $[0, T]$ —

³We refer to Sections 5–7, for other type of cost functional including a terminal cost.

⁴mainly in a stochastic context; see however [25, Section 8.5] for the deterministic setting.

the modes with “high” wave numbers as a pullback limit depending on the time-history of (some approximation of) the dynamics of the modes with “low” wave numbers. The cut between what is “low” and what is “high” is organized in an abstract setting as follows; we refer to Section 7 for a more concrete specification of such a cut in the case of locally distributed controls. The subspace $\mathcal{H}^c \subset \mathcal{H}$ defined by,

$$(3.1) \quad \mathcal{H}^c := \text{span}\{e_1, \dots, e_m\},$$

spanned by the m -leading modes will be considered as our subspace associated with the low modes. Its topological complements, \mathcal{H}^s and \mathcal{H}_α^s , in respectively \mathcal{H} and \mathcal{H}_α , will be considered as associated with the high modes, leading to the following decomposition

$$(3.2) \quad \mathcal{H} = \mathcal{H}^c \oplus \mathcal{H}^s, \quad \mathcal{H}_\alpha = \mathcal{H}^c \oplus \mathcal{H}_\alpha^s.$$

We will use P_c and P_s to denote the canonical projectors associated with \mathcal{H}^c and \mathcal{H}^s , respectively. Here, the usage of the eigenbasis in the decomposition of the phase space is employed for the sake of analytic formulations derived hereafter. In practice, the methodology presented below can be (numerically) adapted when the phase space \mathcal{H} is decomposed by using other bases; see also Remark 3.1 (ii).

3.1. Finite-horizon parameterizing manifolds. Let $t^* > 0$ be fixed, \mathcal{V} be an open set in \mathcal{H}_α , and \mathcal{U} an open set in $L^2(0, t^*; \mathcal{H})$. For a given PDE of type (2.4), a *finite-horizon parameterizing manifold* \mathfrak{M} over the interval $[0, t^*]$ is defined as the graph of a function h^{pm} from \mathcal{H}^c to \mathcal{H}_α^s , which is aimed to provide, for any $y(t, y_0; u)$ solution of (2.4) with initial datum $y_0 \in \mathcal{V}$ and control $u \in \mathcal{U}$, an approximate parameterization of its “high-frequency” part, $y_s(t, y_0; u) = P_s y(t, y_0; u)$, in terms of its “low-frequency” part, $y_c(t, y_0; u) = P_c y(t, y_0; u)$, so that the mean-square error, $\int_0^{t^*} \|y_s(t, y_0; u) - h^{\text{pm}}(y_c(t, y_0; u))\|_\alpha^2 dt$, is strictly smaller than the high-mode energy of y_s , $\int_0^{t^*} \|y_s(t, y_0; u)\|_\alpha^2 dt$. Here the frequencies are understood in a spatial sense, *i.e.* in terms of wave numbers⁵. In statistical terms, a finite-horizon PM function h^{pm} can thus be thought of as a slaving relationship between the high modes and the low ones such that the fraction of energy⁶ of y_s unexplained by $h^{\text{pm}}(y_c)$ (*i.e.* via this slaving relationship) is less than unity.

In more precise terms, we are left with the following definition:

Definition 3.1. Let $t^* > 0$ be fixed, \mathcal{V} be an open set in \mathcal{H}_α , and \mathcal{U} an open set in $L^2(0, t^*; \mathcal{H})$. A manifold \mathfrak{M} of the form

$$(3.3) \quad \mathfrak{M} := \{\xi + h^{\text{pm}}(\xi) \mid \xi \in \mathcal{H}^c\}$$

is called a *finite-horizon parameterizing manifold (PM)* over the time interval $[0, t^*]$ associated with the PDE (2.4) if the following conditions are satisfied:

- (i) The function $h^{\text{pm}} : \mathcal{H}^c \rightarrow \mathcal{H}_\alpha^s$ is continuous.
- (ii) The following inequality holds for any $y_0 \in \mathcal{V}$ and any $u \in \mathcal{U}$:

$$(3.4) \quad \int_0^{t^*} \|y_s(t, y_0; u) - h^{\text{pm}}(y_c(t, y_0; u))\|_\alpha^2 dt < \int_0^{t^*} \|y_s(t, y_0; u)\|_\alpha^2 dt,$$

where $y_c(\cdot, y_0; u)$ and $y_s(\cdot, y_0; u)$ are the projections to respectively the subspaces \mathcal{H}^c and \mathcal{H}_α^s of the solution $y(\cdot, y_0; u)$ for the PDE (2.4) driven by u emanating from y_0 .

⁵In particular, the reduction techniques developed in this article should not be confused with the reduction techniques based on the *slow manifold theory* which have been used to deal with the reduction of optimal control problems arising in *slow-fast systems*, where the separation of the dynamics holds in time rather than in space; see *e.g.* [66, 71, 78]. Furthermore, unlike slow manifolds, the finite-horizon PMs considered in this article are not invariant for the dynamics. To the contrary, they correspond to manifolds for which the dynamics wanders around, within some margin whose size (in a mean square sense) is strictly smaller than the energy unexplained by the \mathcal{H}^c -modes.

⁶over the time interval $[0, t^*]$.

For a given initial datum y_0 , if $y_s(\cdot, y_0; u)$ is not identically zero, the parameterization defect of \mathfrak{M} over $[0, t^*]$, and associated with the control u , is defined as the following ratio:

$$(3.5) \quad Q(t^*, y_0; u) := \frac{\int_0^{t^*} \|y_s(t, y_0; u) - h^{\text{pm}}(y_c(t, y_0; u))\|_\alpha^2 dt}{\int_0^{t^*} \|y_s(t, y_0; u)\|_\alpha^2 dt}.$$

Note that in Sections 5, 6 and 7, we will illustrate numerically that finite-horizon PMs can actually be obtained from the uncontrolled PDE (1.2), with still possibly small parameterization defects when a controller u is applied. The procedure to build in practice such PMs from the uncontrolled PDE (1.2) is described in the next section; see also [25, Section 8.5] for the construction of PMs over arbitrarily (and sufficiently) large horizons.

3.2. Finite-horizon parameterizing manifolds as pullback limits of backward-forward systems: the leading-order case. We consider now the important problem of the practical determination of finite-horizon PMs for PDEs of type (2.4). As mentioned above, following [25], the pullback approximation of the high modes in terms of the low ones *via* appropriate auxiliary systems associated with the *uncontrolled* PDE (1.2) will constitute the key ingredient to propose a solution to this problem; see also [25, Section 8.5]. In that respect, we consider first the following *backward-forward system* associated with the uncontrolled PDE (1.2):

$$(3.6a) \quad \frac{dy_c^{(1)}}{ds} = L_\lambda^\xi y_c^{(1)}, \quad s \in [-\tau, 0], \quad y_c^{(1)}(s)|_{s=0} = \xi,$$

$$(3.6b) \quad \frac{dy_s^{(1)}}{ds} = L_\lambda^s y_s^{(1)} + P_s F(y_c^{(1)}), \quad s \in [-\tau, 0], \quad y_s^{(1)}(s)|_{s=-\tau} = 0,$$

where $L_\lambda^\xi := P_c L_\lambda$, $L_\lambda^s := P_s L_\lambda$, and $\xi \in \mathcal{H}^c$. We refer to Section 6 for other *backward-forward systems* used in the construction of higher-order finite-horizon PMs.

In the system above, the initial value of $y_c^{(1)}$ is prescribed at $s = 0$, and the initial value of $y_s^{(1)}$ at $s = -\tau$. The solution of this system is obtained by using a two-step *backward-forward integration procedure* — where Eq. (3.6a) is integrated first backward and Eq. (3.6b) is then integrated forward — made possible due to the partial coupling present in (3.6) where $y_c^{(1)}$ forces the evolution equation of $y_s^{(1)}$ but not reciprocally. Due to this forcing introduced by $y_c^{(1)}$ which emanates (backward) from ξ , the solution process $y_s^{(1)}$ depends naturally on ξ . For that reason, we will emphasize this dependence as $y_s^{(1)}[\xi]$ hereafter.

It is clear that the solution to the above system is given by:

$$(3.7) \quad \begin{aligned} y_c^{(1)}(s) &= e^{sL_\lambda^\xi} \xi, & s \in [-\tau, 0], \quad \xi \in \mathcal{H}^c, \\ y_s^{(1)}[\xi](-\tau, s) &= \int_{-\tau}^s e^{(s-\tau')L_\lambda^s} P_s F(e^{\tau'L_\lambda^\xi} \xi) d\tau', & s \in [-\tau, 0]. \end{aligned}$$

The dependence in τ and s in $y_s^{(1)}[\xi]$ is made apparent to emphasize the two-time description employed for the description of the non-autonomous dynamics inherent to (3.6b); see *e.g.* [24, 26]. Adopting the language of non-autonomous dynamical systems [24, 26], we then define $h_\lambda^{(1)}(\xi)$ as the following *pullback limit* of the $y_s^{(1)}$ -component of the solution to the above system, *i.e.*,

$$(3.8) \quad h_\lambda^{(1)}(\xi) := \lim_{\tau \rightarrow +\infty} y_s^{(1)}[\xi](-\tau, 0) = \int_{-\infty}^0 e^{-\tau'L_\lambda^s} P_s F(e^{\tau'L_\lambda^\xi} \xi) d\tau', \quad \forall \xi \in \mathcal{H}^c,$$

when the latter limit exists. We derive hereafter necessary and sufficient conditions for such a limit to exist.

In that respect first note that since L_λ is self-adjoint, we have

$$(3.9) \quad e^{\tau' L_\lambda} \xi = \sum_{i=1}^m e^{\tau' \beta_i(\lambda)} \xi_i e_i,$$

where $\xi = \langle \xi, e_i \rangle$, $i \in \mathcal{I} := \{1, \dots, m\}$ with $m = \dim(\mathcal{H}^c)$, and $\langle \cdot, \cdot \rangle$ denoting the inner-product in the ambient Hilbert space \mathcal{H} .

Now for a fixed $\tau > 0$, by projecting $y_s^{(1)}[\xi](-\tau, 0)$ against each eigenmode e_n for $n > m$, we obtain, by using (3.9) and the k -linear property of F ,

$$(3.10) \quad \begin{aligned} y_s^{(1)}[\xi](-\tau, 0) &= \sum_{n>m} \int_{-\tau}^0 e^{-\tau' \beta_n(\lambda)} \left\langle F\left(\sum_{i=1}^m e^{\tau' \beta_i(\lambda)} \xi_i e_i\right), e_n \right\rangle d\tau' e_n \\ &= \sum_{n>m} \sum_{(i_1, \dots, i_k) \in \mathcal{I}^k} \int_{-\tau}^0 e^{-\beta_n(\lambda)\tau' + (\sum_{j=1}^k \beta_{i_j}(\lambda))\tau'} d\tau' \left\langle F(e_{i_1}, \dots, e_{i_k}), e_n \right\rangle e_n. \end{aligned}$$

From this identity, we infer that $h_\lambda^{(1)}$ is well defined if and only if each integral

$$\int_{-\infty}^0 e^{-\beta_n(\lambda)\tau' + (\sum_{j=1}^k \beta_{i_j}(\lambda))\tau'} d\tau'$$

converges, whenever the corresponding nonlinear interaction $F(e_{i_1}, \dots, e_{i_k})$ as projected against e_n , is non-zero. Namely, $h_\lambda^{(1)}$ exists if and only if the following (weak) *non-resonance condition* holds:

$$(NR) \quad \begin{aligned} &\forall (i_1, \dots, i_k) \in \mathcal{I}^k, \ n > m, \text{ it holds that} \\ &\left(\langle F(e_{i_1}, \dots, e_{i_k}), e_n \rangle \neq 0 \right) \implies \left(\sum_{j=1}^k \beta_{i_j}(\lambda) - \beta_n(\lambda) > 0 \right); \end{aligned}$$

see also [25, Sect. 7].

Assuming the above (NR)-condition, it follows then from (3.8) and (3.10) that $h_\lambda^{(1)}$ takes the following form:

$$(3.11) \quad h_\lambda^{(1)}(\xi) = \sum_{n>m} \sum_{(i_1, \dots, i_k) \in \mathcal{I}^k} \frac{\xi_{i_1} \cdots \xi_{i_k}}{\sum_{j=1}^k \beta_{i_j}(\lambda) - \beta_n(\lambda)} \left\langle F(e_{i_1}, \dots, e_{i_k}), e_n \right\rangle e_n.$$

In particular under the (NR)-condition, each e_n -component of $h_\lambda^{(1)}(\xi)$ is — in the ξ -variable — an homogeneous polynomial of order k , the order of the nonlinearity F . For that reason, $h_\lambda^{(1)}$ will be referred to as the *leading-order* finite-horizon PM when appropriate, that is when the latter provides a finite-horizon PM. We clarify in the remaining of this section, some (idealistic) conditions under which such a property is met by the manifold function $h_\lambda^{(1)}$ for the PDE (2.4). In practice these conditions can be violated, while the manifold function $h_\lambda^{(1)}$ defined by (3.11) still constitutes a finite-horizon PM; see Section 5.5 for a numerical illustration.

To delineate conditions under which $h_\lambda^{(1)}$ is a finite-horizon PM is still valuable for the theory. This is the purpose of Lemma 3.1 below which relies on another key property of $h_\lambda^{(1)}$ such as defined by (3.8), that can be explained using the language of invariant manifold theory for PDEs [25]. The latter

states that the manifold function $h_\lambda^{(1)}$ constitutes — for the uncontrolled PDE (1.2) — the leading-order approximation of some local invariant manifold near the trivial steady state; see [25, Sect. 7]. Based on this result we formulate the following lemma about the existence of finite-horizon PMs.

Lemma 3.1. *Let λ be fixed and \mathcal{H}^c be the subspace spanned by the first m eigenmodes of the linear operator L_λ . Assume that the standing hypothesis of Section 2 holds, and that*

$$(3.12) \quad \beta_m(\lambda) > 2k\beta_{m+1}(\lambda).$$

Assume furthermore that the non-resonance condition (NR) holds so that the pullback limit $h_\lambda^{(1)}$ defined by (3.8) exists.

Assume that $h_\lambda^{(1)}$ is non-degenerate in the sense that there exists $C > 0$ such that

$$(3.13) \quad \|h_\lambda^{(1)}(\xi)\|_\alpha \geq C\|\xi\|_\alpha^k, \quad \xi \in \mathcal{H}^c.$$

Then, for any fixed $t^ > 0$, there exist open neighborhoods $\mathcal{V} \subset \mathcal{H}_\alpha^s$ and $\mathcal{U} \subset L^2(0, t^*; \mathcal{H})$ containing the origins of the respective spaces, such that $h_\lambda^{(1)}$ is a finite-horizon parameterizing manifold over the time interval $[0, t^*]$ for the PDE (2.4) driven by any control $u \in \mathcal{U}$ and with initial data taken from \mathcal{V} .*

Proof. Let us first recall some related elements from [25]. Note that the PDE (1.2) fits into the framework of [25, Cor. 7.1].⁷ Since the nonlinearity F is assumed to be k -linear for some $k \geq 2$, according to [25, Cor. 7.1], under the assumption (3.12), there exists of a local invariant manifold associated with the PDE (1.2) of the form,

$$(3.14) \quad \mathfrak{M}_\lambda^{\text{loc}} := \{\xi + h_\lambda^{\text{loc}}(\xi) \mid \xi \in \mathfrak{B}\},$$

where $h_\lambda^{\text{loc}} : \mathcal{H}^c \rightarrow \mathcal{H}_\alpha^s$ is the corresponding local manifold function, $\mathfrak{B} \subset \mathcal{H}^c$ is an open neighborhood of the origin in \mathcal{H}^c , and $h_\lambda^{\text{loc}}(0) = 0$. Recall that the (NR)-condition ensures the pullback limit $h_\lambda^{(1)}$ given in (3.8) to be well-defined. According to [25, Cor. 7.1], the manifold function $h_\lambda^{(1)}$ under its form (3.11) provides then the *leading order approximation* of the local invariant manifold function h_λ^{loc} , i.e.

$$(3.15) \quad \|h_\lambda^{\text{loc}}(\xi) - h_\lambda^{(1)}(\xi)\|_\alpha = o(\|\xi\|_\alpha^k).$$

It follows from (3.15) that for all $C_1 > 0$ sufficiently small, there exists a neighborhood $\mathfrak{B}_1 \subset \mathfrak{B}$ such that

$$(3.16) \quad \|h_\lambda^{\text{loc}}(\xi) - h_\lambda^{(1)}(\xi)\|_\alpha \leq C_1\|\xi\|_\alpha^{k+1}, \quad \xi \in \mathfrak{B}_1.$$

This together with the non-degeneracy condition on $h_\lambda^{(1)}$ given by (3.13) implies that

$$(3.17) \quad \|h_\lambda^{\text{loc}}(\xi)\|_\alpha \geq \|h_\lambda^{(1)}(\xi)\|_\alpha - \|h_\lambda^{\text{loc}}(\xi) - h_\lambda^{(1)}(\xi)\|_\alpha \geq C\|\xi\|_\alpha^k - C_1\|\xi\|_\alpha^{k+1}.$$

By possibly choosing C_1 smaller, and \mathfrak{B}_1 to be a smaller neighborhood of the origin, we obtain

$$(3.18) \quad \|h_\lambda^{\text{loc}}(\xi)\|_\alpha \geq \frac{C}{2}\|\xi\|_\alpha^k, \quad \xi \in \mathfrak{B}_1.$$

We show now that the condition (3.4) required in Definition 3.1 holds for solutions of the uncontrolled PDE (1.2) emanating from sufficiently small initial data on the local invariant manifold $\mathfrak{M}_\lambda^{\text{loc}}$.

For this purpose, we note that for any fixed $t^* > 0$, by continuous dependence of the solutions to (1.2) on the initial data, given any sufficiently small initial datum on the local invariant manifold $\mathfrak{M}_\lambda^{\text{loc}}$, the solution stays on $\mathfrak{M}_\lambda^{\text{loc}}$ over $[0, t^*]$. Let $\mathfrak{B}_2 \subset \mathfrak{B}_1$ be a neighborhood of the origin in \mathcal{H}^c so

⁷Eq. (1.2) corresponds to a deterministic situation dealt with in [25] by setting the noise amplitude to zero.

that each initial datum of the form $y_0 := \xi + h_\lambda^{\text{loc}}(\xi)$, $\xi \in \mathfrak{B}_2$, satisfies the aforementioned property, and the corresponding solution $y(\cdot, y_0; 0)$ satisfies furthermore that

$$(3.19) \quad y_\epsilon(t, y_0; 0) := P_\epsilon y(t, y_0; 0) \in \mathfrak{B}_1, \quad \forall t \in [0, t^*],$$

where the latter property can be guaranteed by choosing \mathfrak{B}_2 properly thanks again to the continuous dependence of the solution on the initial data.

By the local invariant property of $\mathfrak{M}_\lambda^{\text{loc}}$, we have

$$y_s(t, y_0; 0) := P_s y(t, y_0; 0) = h_\lambda^{\text{loc}}(y_\epsilon(t, y_0; 0)), \quad \forall t \in [0, t^*].$$

Now, for each such chosen initial datum, thanks to (3.16) and (3.19), we get

$$(3.20) \quad \begin{aligned} \int_0^{t^*} \|y_s(t, y_0; 0) - h_\lambda^{(1)}(y_\epsilon(t, y_0; 0))\|_\alpha^2 dt &= \int_0^{t^*} \|h_\lambda^{\text{loc}}(\xi(t)) - h_\lambda^{(1)}(y_\epsilon(t, y_0; 0))\|_\alpha^2 dt \\ &\leq \int_0^{t^*} C_1 \|y_\epsilon(t, y_0; 0)\|_\alpha^{2(k+1)} dt \\ &\leq C_1 \max_{t \in [0, t^*]} \|y_\epsilon(t, y_0; 0)\|_\alpha^2 \int_0^{t^*} \|y_\epsilon(t, y_0; 0)\|_\alpha^{2k} dt. \end{aligned}$$

Besides, by (3.18) we have

$$(3.21) \quad \int_0^{t^*} \|y_s(t, y_0; 0)\|_\alpha^2 dt = \int_0^{t^*} \|h_\lambda^{\text{loc}}(y_\epsilon(t, y_0; 0))\|_\alpha^2 dt \geq \frac{C}{2} \int_0^{t^*} \|y_\epsilon(t, y_0; 0)\|_\alpha^{2k} dt.$$

We obtain then for all $y_0 = \xi + h_\lambda^{\text{loc}}(\xi)$ with $\xi \in \mathfrak{B}_2$ that

$$(3.22) \quad \frac{\int_0^{t^*} \|y_s(t, y_0; 0) - h_\lambda^{(1)}(y_\epsilon(t, y_0; 0))\|_\alpha^2 dt}{\int_0^{t^*} \|y_s(t, y_0; 0)\|_\alpha^2 dt} \leq \frac{2C_1}{C} \max_{t \in [0, t^*]} \|y_\epsilon(t, y_0; 0)\|_\alpha^2.$$

The RHS can be made less than one by again the continuity argument and by possibly choosing \mathfrak{B}_2 to be an even smaller neighborhood.

By appealing to the continuous dependences on initial data y_0 and the control u of the solution $y(0, y_0; u)$ to the controlled PDE (2.4), there exist an open set \mathcal{V} in \mathcal{H}_α containing the set $\{y_0 = \xi + h_\lambda^{\text{loc}}(\xi) \mid \xi \in \mathfrak{B}_2\}$, and an open set \mathcal{U} of the origin in $L^2(0, t^*; \mathcal{H})$, such that the solution $y(0, y_0; u)$ satisfies (3.22) with the RHS of (3.22) staying less than one as y_0 varies in \mathcal{V} and the control u varies in \mathcal{U} . The proof is complete. \square

We conclude this section by some remarks regarding possible ways of constructing more elaborated finite-horizon PMs as well as PMs relying on decompositions of the phase space \mathcal{H} involving other bases than a standard eigenbasis.

Remark 3.1. i) *More elaborated backward-forward systems than (3.6) can be imagined in order to design finite-horizon PMs of smaller parameterization defect than offered by $h_\lambda^{(1)}$; see [25, Section 8.3]. The idea remains however the same, namely to parameterize the high-modes as pullback limits of some approximation of the time-history of the dynamics of low modes. We refer to Section 6 for such a parameterization leading in particular to finite-horizon PMs whose e_n -components are polynomials of higher order than for those constituting $h_\lambda^{(1)}$. As we will see in Section 6.2, such higher-order PMs can give rise to a better design of suboptimal solutions to a given optimal control problem (including terminal payoff terms) than those accessible from the leading order finite-horizon PM $h_\lambda^{(1)}$; see also Remark 6.1 below.*

- ii) *Note also that the usage of the eigenbasis in the decomposition of the phase space \mathcal{H} is not essential for the definition of the finite-horizon PMs as well as for the construction of PM candidates based on the backward-forward procedure presented in this section or discussed above. In practice, empirical bases such as the POD basis [55] can be adopted to decompose the phase space into resolved low-mode part and its orthogonal complement (the high-mode part). By doing so, the resulting subspaces \mathcal{H}^c and \mathcal{H}^s are not invariant subspaces of the linear operator L_λ anymore, and explicit formulas such as (3.11) should be revised accordingly; this important point for applications will be addressed elsewhere.*

4. FINITE-HORIZON PARAMETERIZING MANIFOLDS FOR SUBOPTIMAL CONTROL OF PDES

4.1. Abstract results. Given a finite-horizon PM, we present hereafter an abstract formulation of the corresponding reduced equations from which we will see how suboptimal solutions to the problem (\mathcal{P}) can be efficiently synthesized once an analytic formulation of such reduced equations is available; see Sections 5, 6 and 7.

The approach consists of reducing the PDE (2.4) governing the evolution of the state $y(t)$ to an ordinary differential equation (ODE) system which is aimed to model the evolution of the low modes $P_c y(t)$, by substituting their interactions with the high modes $P_s y(t)$, by means of the parameterizing function h associated with a given PM.

For simplicity, we assume that the nonlinearity F is bilinear, denoted by B hereafter so that

$$B : \mathcal{H}_\alpha \times \mathcal{H}_\alpha \rightarrow \mathcal{H},$$

is thus a continuous bilinear mapping.

For the sake of readability, the notations introduced in the previous sections are completed by those summarized in Table 1 below. Note also that throughout this article, $B(v)$ will be sometimes used in place of $B(v, v)$ to simplify the presentation.

TABLE 1. Glossary of principal symbols used in Sections 4 – 6

symbol	definition
y_c, y_s	the low-mode and high-mode projections of a given PDE solution y : $y_c := P_c y$ and $y_s := P_s y$
(y^*, u^*)	an optimal pair for the original optimal control problem (\mathcal{P})
z	state variable of the <i>PM-based reduced system</i> (4.2a) involved in $(\mathcal{P}_{\text{sub}})$
(z_R^*, u_R^*)	an optimal pair for the reduced problem $(\mathcal{P}_{\text{sub}})$: u_R^* is our <i>PM-based suboptimal control</i> for (\mathcal{P})
y_R^*	the <i>suboptimal trajectory</i> of the underlying PDE driven by $\mathfrak{C}u_R^*$
z^*	the trajectory of the PM-based reduced system driven by $P_c \mathfrak{C}P_c u^*$
l_R	the trajectory z_R^* “lifted” onto the given parameterizing manifold: $l_R := z_R^* + h(z_R^*)$
l^*	the trajectory z^* “lifted” onto the given parameterizing manifold: $l^* := z^* + h(z^*)$

Recall that the subspace \mathcal{H}^c is spanned by the first m dominant eigenmodes associated with the linear operator L_λ for some positive integer m . We denote as before its topological complements in \mathcal{H} and \mathcal{H}_α by \mathcal{H}^s and \mathcal{H}_α^s , respectively. Let $h : \mathcal{H}^c \rightarrow \mathcal{H}_\alpha^s$ be a finite-horizon PM function associated with (2.4); see Definition 3.1. The corresponding PM-based reduced optimal control problem $(\mathcal{P}_{\text{sub}})$

below, is then built from the following m -dimensional PM-based reduced system:

$$(4.1a) \quad \frac{dz}{dt} = L_\lambda^\epsilon z + P_\epsilon B(z + h(z)) + P_\epsilon \mathfrak{C} P_\epsilon u(t), \quad t \in (0, T],$$

supplemented by

$$(4.1b) \quad z(0) = P_\epsilon y_0 \in \mathcal{H}^\epsilon;$$

the system (4.1a) being aimed to model the dynamics of the low modes $P_\epsilon y(t)$ by $z(t)$, and the dynamics of the high modes $P_\epsilon^\perp y(t)$ by $h(z(t))$. To avoid pathological situations, we will assume throughout this article that $P_\epsilon \mathfrak{C} P_\epsilon$ is non-zero.

To simplify the presentation, we will assume furthermore that the PM function h has been chosen so that for any $z(0)$ in \mathcal{H}^ϵ , the problem (4.1) admits a well-defined global (\mathcal{H}^ϵ -valued) solution that is continuous in time. Such PM functions are identified in the case of a Burgers-type equation in Sections 5–7; see also Appendix B for more details on the corresponding well-posedness problem for the associated reduced systems.

Note that only the low-mode projection of the controller u , $P_\epsilon u$, is kept in the above reduced model. In the following we denote by $u_R := P_\epsilon u \in L^2(0, T; \mathcal{H}^\epsilon)$ this m -dimensional controller. Then, the problem (4.1) can be rewritten as:

$$(4.2a) \quad \frac{dz}{dt} = L_\lambda^\epsilon z + P_\epsilon B(z + h(z)) + P_\epsilon \mathfrak{C} u_R(t), \quad t \in (0, T],$$

$$(4.2b) \quad z(0) = P_\epsilon y_0 \in \mathcal{H}^\epsilon,$$

and the cost functional (2.3) is substituted by

$$(4.3) \quad J_R(z, u_R) := \int_0^T [\mathcal{G}(z(t) + h(z(t))) + \mathcal{E}(u_R(t))] dt.$$

The finite-horizon PM-based reduced optimal control problem is then given by:

$$(\mathcal{P}_{\text{sub}}) \quad \min J_R(z, u_R) \quad \text{s.t.} \quad (z, u_R) \in L^2(0, T; \mathcal{H}^\epsilon) \times L^2(0, T; \mathcal{H}^\epsilon) \quad \text{solves} \quad (4.2).$$

Throughout this section, we assume that the original problem (\mathcal{P}) as well as its reduced form (\mathcal{P}_{sub}) admit each an optimal control, denoted respectively by u^* and u_R^* . Theorem 4.1 below provides then an important *a priori* estimate for the theory. It gives indeed a measure on how far to the optimal control u^* a suboptimal control u_R^* built on a given PM is. More precisely, under a second-order sufficient optimality condition on the cost functional J , an *a priori* estimate of $\|u_R^* - u^*\|_{L^2(0, T; \mathcal{H})}^2$ is expressed in terms of key quantities associated with a given PM on one hand, and key quantities associated with the optimal control u^* , on the other; see (4.5) below. These quantities involve the parameterization defects associated with u^* and u_R^* ; the energy contained in the high modes of the optimal and suboptimal PDE trajectories associated with u^* and u_R^* , respectively; and the high-mode energy remainder $\|P_\epsilon^\perp u^*\|_{L^2(0, T; \mathcal{H})}$ of u^* . Our treatment is here inspired by [58] but differs however from the latter by the use of PMs instead of AIMs which in particular help clarify the interpretation of the rigorous results.

Theorem 4.1. *Assume that the optimal control problem (\mathcal{P}) admits an optimal controller u^* , where the cost functional J defined in (2.3) satisfies the assumptions of Section 2.*

Assume furthermore there exists $\sigma > 0$ such that the following (local) second order sufficient optimality condition holds:

$$(4.4) \quad J(y(\cdot; v), v) - J(y^*, u^*) \geq \sigma \|v - u^*\|_{L^2(0, T; \mathcal{H})}^2,$$

where $v \in L^2(0, T; \mathcal{H})$ is chosen from some neighborhood \mathcal{U} of u^* , and $y(\cdot; v)$ denotes the solution to (2.4) with v in place of the controller u .

Assume finally that the corresponding PM-based reduced optimal control problem $(\mathcal{P}_{\text{sub}})$ admits an optimal controller u_R^* , which is furthermore contained in \mathcal{U} , and that the underlying PM function $h : \mathcal{H}^c \rightarrow \mathcal{H}_\alpha^5$ is locally Lipschitz.

Then, the suboptimal controller u_R^* satisfies the following error estimate

$$(4.5) \quad \begin{aligned} \|u_R^* - u^*\|_{L^2(0,T;\mathcal{H})}^2 &\leq \frac{\mathcal{C}}{\sigma} \left(\sqrt{Q(T, y_0; u_R^*)} \|y_{R,s}^*\|_{L^2(0,T;\mathcal{H}_\alpha)} \right. \\ &\quad \left. + \sqrt{Q(T, y_0; u^*)} \|y_s^*\|_{L^2(0,T;\mathcal{H}_\alpha)} + \|\mathfrak{C}\| \|P_s u^*\|_{L^2(0,T;\mathcal{H})} \right), \end{aligned}$$

where $Q(T, y_0; u_R^*)$ and $Q(T, y_0; u^*)$ denote the parameterization defects of the finite-horizon PM function h associated with the controllers in Eq. (2.4) taken to be respectively u_R^* and u^* ; $y_{R,s}^* := P_s y_R^*$ and $y_s^* := P_s y^*$ denote the high-mode projections of the suboptimal trajectory y_R^* and the optimal trajectory y^* to Eq. (2.4) driven respectively by $\mathfrak{C}u_R^*$ and $\mathfrak{C}u^*$; and \mathcal{C} denotes a positive constant depending in particular on T and the local Lipschitz constant of h ; see (4.38) below.

Besides the suboptimal trajectory y_R^* , another trajectory of theoretical interest is the “lifted” trajectory by the PM function h , of the (low-dimensional) optimal trajectory $z_R^* := z(\cdot, P_c y_0; u_R^*)$ of the reduced optimal control problem $(\mathcal{P}_{\text{sub}})$. This lifted trajectory is defined as

$$l_R(t) := z_R^*(t) + h(z_R^*(t)),$$

for which if z_R^* constitutes a good approximation of the low-mode projection $P_c y^*$ and h has a small parameterization defect⁸, l_R provides a good approximation of the optimal trajectory y^* , itself.

This intuitive idea is made precise in Corollary 4.1 below that provides a general condition under which an error estimate regarding the distance $\|y^* - l_R\|_{L^2(0,T;\mathcal{H})}^2$, between the lifted trajectory l_R and the optimal trajectory y^* , can be deduced from the error estimate (4.5) about the distance between the respective controllers; see (4.8) below. This condition concerns the L^2 -response over the interval $[0, T]$ of the PM-based reduced system (4.2a) with respect to perturbation of the control term $\mathfrak{C}P_c u^*$.

Corollary 4.1. *In addition to the assumptions of Theorem 4.1, assume that the PM-based reduced system (4.2a) satisfies the following sublinear response property:*

There exist $\kappa > 0$ and a neighborhood $\mathcal{U} \subset L^2(0, T; \mathcal{H}^c)$ of $P_c u^$, such that the following inequality holds for all $u_R \in \mathcal{U}$:*

$$(4.6) \quad \|z(\cdot, P_c y_0; u_R) - z^*(\cdot, P_c y_0; P_c u^*)\|_{L^2(0,T;\mathcal{H})} \leq \kappa \|u_R - P_c u^*\|_{L^2(0,T;\mathcal{H})},$$

where $z(\cdot, P_c y_0; u_R)$ denotes the solution to (4.2) emanating from $P_c y_0$ and driven by $\mathfrak{C}u_R$.

Then, the following error estimate between the optimal trajectory $z_R^* := z(\cdot, P_c y_0; u_R^*)$ for the reduced optimal control problem $(\mathcal{P}_{\text{sub}})$ and the low-mode projection $y_c^* := P_c y^*$ of the optimal trajectory associated with (\mathcal{P}) , holds:

$$(4.7) \quad \begin{aligned} &\|y_c^* - z_R^*\|_{L^2(0,T;\mathcal{H})}^2 \\ &\leq 2T \left(\tilde{\mathcal{C}}_1 Q(T, y_0; u^*) \|y_s^*\|_{L^2(0,T;\mathcal{H}_\alpha)}^2 + \tilde{\mathcal{C}}_2 \|\mathfrak{C}\|^2 \|P_s u^*\|_{L^2(0,T;\mathcal{H})}^2 \right) \\ &\quad + \frac{2\kappa^2 \mathcal{C}}{\sigma} \left(\sqrt{Q(T, y_0; u_R^*)} \|y_{R,s}^*\|_{L^2(0,T;\mathcal{H}_\alpha)} + \sqrt{Q(T, y_0; u^*)} \|y_s^*\|_{L^2(0,T;\mathcal{H}_\alpha)} + \|\mathfrak{C}\| \|P_s u^*\|_{L^2(0,T;\mathcal{H})} \right), \end{aligned}$$

where \mathcal{C} is the same positive constant as given by (4.5) in Theorem 4.1 and $\tilde{\mathcal{C}}_1, \tilde{\mathcal{C}}_2$ are given by (4.11) in Lemma 4.1 below.

⁸so that $h(z_R^*)$ is a good approximation of the high-mode projection $P_s y^*$.

Moreover, the following error estimate regarding the distance $\|y^* - l_R\|_{L^2(0,T;\mathcal{H})}^2$, between the lifted trajectory l_R and the optimal trajectory y^* , holds

$$(4.8) \quad \begin{aligned} \|y^* - l_R\|_{L^2(0,T;\mathcal{H})}^2 &\leq 4[C_\alpha^2 + \tilde{\mathcal{C}}_1 T(1 + 2(C_1 C_\alpha \text{Lip}(h)|_{V_\epsilon})^2)] Q(T, y_0; u^*) \|y_\mathfrak{s}^*\|_{L^2(0,T;\mathcal{H}_\alpha)}^2 \\ &\quad + \frac{4\kappa^2 \mathcal{C}}{\sigma} [1 + 2(C_1 C_\alpha \text{Lip}(h)|_{V_\epsilon})^2] \left(\sqrt{Q(T, y_0; u_R^*)} \|y_{R,\mathfrak{s}}^*\|_{L^2(0,T;\mathcal{H}_\alpha)} + \sqrt{Q(T, y_0; u^*)} \|y_\mathfrak{s}^*\|_{L^2(0,T;\mathcal{H}_\alpha)} \right) \\ &\quad + 4(1 + 2(C_1 C_\alpha \text{Lip}(h)|_{V_\epsilon})^2) \left[\tilde{\mathcal{C}}_2 T \|\mathfrak{C}\|^2 \|P_\mathfrak{s} u^*\|_{L^2(0,T;\mathcal{H})}^2 + \frac{\kappa^2 \mathcal{C}}{\sigma} \|\mathfrak{C}\| \|P_\mathfrak{s} u^*\|_{L^2(0,T;\mathcal{H})} \right], \end{aligned}$$

where C_1 and C_α are some generic constants given by (4.18) and (4.34), respectively; and $\text{Lip}(h)|_{V_\epsilon}$ is the local Lipschitz constant of the PM function h over some bounded set $V_\epsilon \subset \mathcal{H}^\epsilon$; see (4.30) and (4.33).

Finally, the last corollary concerns a refinement of the error estimate (4.5) which consists of identifying conditions under which the contribution of the high-mode energy remainder $\|P_\mathfrak{s} u^*\|_{L^2(0,T;\mathcal{H})}$ of the optimal control, can be removed in the upper bound of $\|u_R^* - u^*\|_{L^2(0,T;\mathcal{H})}^2$.

Corollary 4.2. *Assume that the assumptions given in Theorem 4.1 hold. Assume furthermore that the linear operator \mathfrak{C} leaves stable the subspaces \mathcal{H}^ϵ and $\mathcal{H}^\mathfrak{s}$, i.e.*

$$(4.9) \quad \mathfrak{C}\mathcal{H}^\epsilon \subset \mathcal{H}^\epsilon \quad \text{and} \quad \mathfrak{C}\mathcal{H}^\mathfrak{s} \subset \mathcal{H}^\mathfrak{s}.$$

Then, the error estimate (4.5) reduces to:

$$(4.10) \quad \|u_R^* - u^*\|_{L^2(0,T;\mathcal{H})}^2 \leq \frac{\mathcal{C}}{\sigma} \left(\sqrt{Q(T, y_0; u_R^*)} \|y_{R,\mathfrak{s}}^*\|_{L^2(0,T;\mathcal{H}_\alpha)} + \sqrt{Q(T, y_0; u^*)} \|y_\mathfrak{s}^*\|_{L^2(0,T;\mathcal{H}_\alpha)} \right).$$

Similarly, the corresponding results of Corollary 4.1 under the additional condition (4.9) amounts to dropping the terms involving $P_\mathfrak{s} u^*$ on the RHS of the estimates (4.7) and (4.8).

4.2. Proofs of Theorem 4.1 and Corollaries 4.1 and 4.2. For the proofs of the above results, we will make use of the following preparatory lemma.

Lemma 4.1. *Given any control $u \in L^2(0,T;\mathcal{H})$, we denote by $y(t)$ the corresponding solution to (2.4). Let $h : \mathcal{H}^\epsilon \rightarrow \mathcal{H}_\alpha^\mathfrak{s}$ be a PM function assumed to be locally Lipschitz, and $z(t)$ be the solution to the corresponding PM-based reduced system (4.2a) driven by $P_\epsilon \mathfrak{C} P_\epsilon u$ and emanating from $P_\epsilon y(0)$.*

Then, there exists $\tilde{\mathcal{C}}_1, \tilde{\mathcal{C}}_2 > 0$ such that

$$(4.11) \quad \|y_\epsilon(t) - z(t)\|^2 \leq \tilde{\mathcal{C}}_1 \int_0^t \|y_\mathfrak{s}(s) - h(y_\epsilon(s))\|_\alpha^2 ds + \tilde{\mathcal{C}}_2 \|\mathfrak{C}\|^2 \int_0^t \|P_\mathfrak{s} u(s)\|^2 ds, \quad t \in [0, T],$$

where $y_\epsilon := P_\epsilon y$, $y_\mathfrak{s} := P_\mathfrak{s} y$; and $\tilde{\mathcal{C}}_1, \tilde{\mathcal{C}}_2$ depend in particular on T and the local Lipschitz constant of h ; see (4.23) below.

Proof. Let us introduce $w(t) := y_\epsilon(t) - z(t)$. By projecting (2.4) against the subspace \mathcal{H}^ϵ , we obtain

$$\frac{dw}{dt} = L_\lambda^\epsilon w + P_\epsilon B(y_\epsilon + y_\mathfrak{s}) + P_\epsilon \mathfrak{C} u(t), \quad w(0) = P_\epsilon y_0 \in \mathcal{H}^\epsilon.$$

This together with (4.1) implies that w satisfies the following problem:

$$(4.12) \quad \frac{dw}{dt} = L_\lambda^\epsilon w + P_\epsilon (B(y_\epsilon + y_\mathfrak{s}) - B(z + h(z))) + P_\epsilon \mathfrak{C} P_\mathfrak{s} u, \quad w(0) = 0,$$

recalling that $u - P_\epsilon u = P_\mathfrak{s} u$.

By taking the \mathcal{H} -inner product on both sides of (4.12) with w , we obtain:

$$(4.13) \quad \frac{1}{2} \frac{d\|w\|^2}{dt} = \langle L_\lambda^\varepsilon w, w \rangle + \langle P_\varepsilon (B(y_\varepsilon + y_s) - B(z + h(z))), w \rangle + \langle P_\varepsilon \mathfrak{C} P_s u, w \rangle.$$

Since $B : \mathcal{H}_\alpha \times \mathcal{H}_\alpha \rightarrow \mathcal{H}$ is a continuous bilinear mapping, there exists $C_B > 0$ such that for any v_1 and v_2 in \mathcal{H}_α , it holds that

$$(4.14) \quad \begin{aligned} \|B(v_1) - B(v_2)\| &= \|B(v_1, v_1) - B(v_2, v_2)\| \\ &\leq \|B(v_1, v_1) - B(v_1, v_2)\| + \|B(v_1, v_2) - B(v_2, v_2)\| \\ &\leq C_B \|v_1\|_\alpha \|v_1 - v_2\|_\alpha + C_B \|v_1 - v_2\|_\alpha \|v_2\|_\alpha \\ &\leq C_B (\|v_1\|_\alpha + \|v_2\|_\alpha) \|v_1 - v_2\|_\alpha. \end{aligned}$$

Thanks to the above bilinear estimate, we get thus

$$(4.15) \quad \langle P_\varepsilon (B(y_\varepsilon + y_s) - B(z + h(z))), w \rangle \leq C_B (\|y_\varepsilon + y_s\|_\alpha + \|z + h(z)\|_\alpha) \|y_\varepsilon + y_s - z - h(z)\|_\alpha \|w\|.$$

On the other hand, the assumptions made at the end of Section 2 and in this section regarding the well-posedness problem associated respectively with Eq. (2.4) and the reduced system (4.2a), ensure the existence of a bounded set V in \mathcal{H}_α , such that $y(t)$ and $z(t) + h(z(t))$ stay in V for all $t \in [0, T]$. As a consequence, there exists a constant $C(V) > 0$, such that

$$(4.16) \quad C_B (\|y_\varepsilon(t) + y_s(t)\|_\alpha + \|z(t) + h(z(t))\|_\alpha) \leq C(V), \quad t \in [0, T].$$

Note also that by using the local Lipschitz property of h , we get

$$(4.17) \quad \begin{aligned} \|y_\varepsilon(t) + y_s(t) - z(t) - h(z(t))\|_\alpha &\leq \|y_\varepsilon(t) - z(t)\|_\alpha + \|y_s(t) - h(y_\varepsilon(t))\|_\alpha + \|h(y_\varepsilon(t)) - h(z(t))\|_\alpha \\ &\leq (1 + \text{Lip}(h)|_{V_\varepsilon}) \|y_\varepsilon(t) - z(t)\|_\alpha + \|y_s(t) - h(y_\varepsilon(t))\|_\alpha \\ &\leq C_1 (1 + \text{Lip}(h)|_{V_\varepsilon}) \|w(t)\| + \|y_s(t) - h(y_\varepsilon(t))\|_\alpha, \quad t \in [0, T], \end{aligned}$$

where $V_\varepsilon = P_\varepsilon V$, and C_1 in the last inequality denotes the generic positive constant for which

$$(4.18) \quad \|v\|_\alpha \leq C_1 \|v\|, \quad \forall v \in \mathcal{H}^\varepsilon,$$

due to the finite-dimensional nature of \mathcal{H}^ε .

By using now the estimates (4.16) and (4.17) in (4.15), we get

$$(4.19) \quad \begin{aligned} &\langle P_\varepsilon (B(y_\varepsilon(t) + y_s(t)) - B(z(t) + h(z(t)))), w(t) \rangle \\ &\leq C_1 C(V) (1 + \text{Lip}(h)|_{V_\varepsilon}) \|w(t)\|^2 + C(V) \|y_s(t) - h(y_\varepsilon(t))\|_\alpha \|w(t)\| \\ &\leq C_1 C(V) (1 + \text{Lip}(h)|_{V_\varepsilon}) \|w(t)\|^2 + \frac{[C(V)]^2}{2} \|y_s(t) - h(y_\varepsilon(t))\|_\alpha^2 + \frac{1}{2} \|w(t)\|^2, \end{aligned}$$

where we have applied the standard Young's inequality $ab < \frac{a^2}{2} + \frac{b^2}{2}$ to derive the last inequality.

Since L_λ is assumed to be self-adjoint with dominant eigenvalue $\beta_1(\lambda)$, we obtain

$$(4.20) \quad \langle L_\lambda^\varepsilon w(t), w(t) \rangle = \sum_{i=1}^m \beta_i(\lambda) |w_i(t)|^2 \leq \beta_1(\lambda) \|w(t)\|^2.$$

Note also that

$$(4.21) \quad \langle P_\varepsilon \mathfrak{C} P_s u, w \rangle \leq \|\mathfrak{C}\| \|P_s u(t)\| \|w(t)\| \leq \frac{1}{2} \|\mathfrak{C}\|^2 \|P_s u(t)\|^2 + \frac{1}{2} \|w(t)\|^2.$$

Using (4.19)–(4.21) in (4.13), we obtain

$$(4.22) \quad \frac{1}{2} \frac{d\|w(t)\|^2}{dt} \leq \left(1 + \beta_1(\lambda) + C_1 C(V)(1 + \text{Lip}(h)|_{V_c})\right) \|w(t)\|^2 + \frac{[C(V)]^2}{2} \|y_s(t) - h(y_c(t))\|_\alpha^2 + \frac{1}{2} \|\mathfrak{C}\|^2 \|P_s u(t)\|^2.$$

Now, by a standard application of the Gronwall's inequality, we obtain for all $t \in [0, T]$,

$$(4.23) \quad \begin{aligned} \|w(t)\|^2 &= \|y_c(t) - z(t)\|^2 \\ &\leq \int_0^t e^{2[1+\beta_1(\lambda)+C_1 C(V)(1+\text{Lip}(h)|_{V_c})](t-s)} \left([C(V)]^2 \|y_s(s) - h(y_c(s))\|_\alpha^2 + \|\mathfrak{C}\|^2 \|P_s u(s)\|^2 \right) ds \\ &\leq e^{2[1+\beta_1(\lambda)+C_1 C(V)(1+\text{Lip}(h)|_{V_c})]T} \left([C(V)]^2 \int_0^t \|y_s(s) - h(y_c(s))\|_\alpha^2 ds + \|\mathfrak{C}\|^2 \int_0^t \|P_s u(s)\|^2 ds \right), \end{aligned}$$

taking into account that $w(0) = y_c(0) - z(0) = 0$, by assumption. The estimate (4.11) is thus proved. \square

We present now the proofs of Theorem 4.1 and Corollaries 4.1 and 4.2.

Proof of Theorem 4.1. Let us denote by y^* in $C^1([0, T]; \mathcal{H}) \cap C([0, T]; \mathcal{H}_\alpha)$ the optimal trajectory to the optimal control problem (\mathcal{P}) , and by y_R^* (in the same functional space) the trajectory of Eq. (2.4) corresponding to the control u taken to be the optimal (low-dimensional) controller u_R^* of the reduced optimal control problem $(\mathcal{P}_{\text{sub}})$.

Let us also introduce the lifted trajectories

$$(4.24) \quad l_R = z_R^* + h(z_R^*), \text{ and } l^* = z^* + h(z^*),$$

where z_R^* and z^* are the solutions to (4.2) driven respectively by $P_c \mathfrak{C} u_R^*(t)$ and $P_c \mathfrak{C} u^*(t)$, $t \in [0, T]$.

Thanks to the second order optimality condition (4.4), the proof boils down to the derivation of a suitable upper bound for $\Delta := J(y_R^*, u_R^*) - J(y^*, u^*)$, which is organized as follows.

In Step 1, we reduce the control of Δ to the control of $J(y_R^*, u_R^*) - J(l_R, u_R^*) + J(l^*, u^*) - J(y^*, u^*)$ by using the optimality property of the pair (z_R^*, u_R^*) for the reduced problem $(\mathcal{P}_{\text{sub}})$. The main interest in doing so relies on the fact that only $\|y_R^* - l_R\|$ and $\|y^* - l^*\|$ are then determining in the control of Δ ; see Step 2. This leads in turn to an upper bound of Δ expressed in terms of key quantities for the design of suboptimal controller in our PM-based theory.

In that respect, the upper bound of Δ derived in (4.36) involves $\|y_{R,s}^* - h(y_{R,c}^*)\|_{L^2(0,T;\mathcal{H})}$ and $\|y_s^* - h(y_c^*)\|_{L^2(0,T;\mathcal{H})}$, the energy (over the interval $[0, T]$) of the high modes unexplained by the PM function when applied respectively to $y_{R,c}^*$ and y_c^* ; and involves $\|y_{R,c}^* - z_R^*\|_{L^2(0,T;\mathcal{H})}$ and $\|y_c^* - z^*\|_{L^2(0,T;\mathcal{H})}$, the errors associated with the modeling of the $y_{R,c}^*$ - and y_c^* -dynamics by the reduced system (4.2a).

Thanks to Lemma 4.1, we can bound the two latter quantities by the former ones together with a term involving the energy contained in the high modes of u^* . This is the purpose of Step 3. The desired result follows then by rewriting the relevant unexplained energies by using the parameterization defects associated with the PM function h and the controllers u^* and u_R^* .

Step 1. Since (y^*, u^*) is an optimal pair for (\mathcal{P}) , we get

$$(4.25) \quad \begin{aligned} 0 &\leq J(y_R^*, u_R^*) - J(y^*, u^*) \\ &= J(y_R^*, u_R^*) - J(l_R, u_R^*) + J(l_R, u_R^*) - J(l^*, u^*) + J(l^*, u^*) - J(y^*, u^*). \end{aligned}$$

Since (z_R^*, u_R^*) is an optimal pair for the reduced problem $(\mathcal{P}_{\text{sub}})$, we obtain

$$(4.26) \quad J_R(z_R^*, u_R^*) - J_R(z^*, P_c u^*) \leq 0.$$

Note also that

$$J(l_R, u_R^*) = J_R(z_R^*, u_R^*),$$

and that according to (C2)

$$J(l^*, u^*) \geq J_R(z^*, P_\epsilon u^*),$$

since $\|P_\epsilon u^*\| \leq \|u^*\|$.

Consequently,

$$(4.27) \quad J(l_R, u_R^*) - J(l^*, u^*) \leq 0.$$

We obtain then from (4.25) that

$$(4.28) \quad 0 \leq J(y_R^*, u_R^*) - J(y^*, u^*) \leq J(y_R^*, u_R^*) - J(l_R, u_R^*) + J(l^*, u^*) - J(y^*, u^*).$$

Step 2. Let $V \subset \mathcal{H}_\alpha$ be a bounded set such that

$$(4.29) \quad y_R^*(t), \quad l_R(t), \quad y^*(t), \quad l^*(t) \in V \quad \forall t \in [0, T].$$

Let also

$$(4.30) \quad V_\epsilon = P_\epsilon V.$$

It is clear that $P_\epsilon y_R^*(t)$, $P_\epsilon y^*(t)$, $z_R^*(t)$ and $z^*(t)$ are contained in V_ϵ for all $t \in [0, T]$.

Recalling (C1), we denote by $\text{Lip}(\mathcal{G})|_V$ the Lipschitz constant of $\mathcal{G} : \mathcal{H} \rightarrow \mathbb{R}^+$ restricted to the bounded set V . In (4.28), by applying Lipschitz estimates to the \mathcal{G} -part of the cost functional J , we obtain

$$(4.31) \quad \begin{aligned} 0 &\leq J(y_R^*, u_R^*) - J(y^*, u^*) \\ &\leq \text{Lip}(\mathcal{G})|_V (\|y_R^* - l_R\|_{L^1(0,T;\mathcal{H})} + \|l^* - y^*\|_{L^1(0,T;\mathcal{H})}) \\ &\leq \sqrt{T} \text{Lip}(\mathcal{G})|_V (\|y_R^* - l_R\|_{L^2(0,T;\mathcal{H})} + \|l^* - y^*\|_{L^2(0,T;\mathcal{H})}), \end{aligned}$$

where the last inequality follows from Hölder's inequality.

Recall that $l_R(t) = z_R^*(t) + h(z_R^*(t))$. Let us also rewrite $y_R^*(t)$ as $y_{R,\epsilon}^*(t) + y_{R,s}^*(t)$ with $y_{R,\epsilon}^*(t) = P_\epsilon y_R^*(t)$ and $y_{R,s}^*(t) = P_s y_R^*(t)$. We obtain then

$$(4.32) \quad \begin{aligned} \|y_R^*(t) - l_R(t)\| &\leq \|y_{R,\epsilon}^*(t) - z_R^*(t)\| + \|y_{R,s}^*(t) - h(z_R^*(t))\| \\ &\leq \|y_{R,\epsilon}^*(t) - z_R^*(t)\| + \|y_{R,s}^*(t) - h(y_{R,\epsilon}^*(t))\| + \|h(y_{R,\epsilon}^*(t)) - h(z_R^*(t))\|. \end{aligned}$$

Let us denote by $\text{Lip}(h)|_{V_\epsilon}$ the Lipschitz constant of $h : \mathcal{H}^\epsilon \rightarrow \mathcal{H}_\alpha^s$ restricted to the bounded set V_ϵ . We get

$$(4.33) \quad \begin{aligned} \|h(y_{R,\epsilon}^*(t)) - h(z_R^*(t))\|_\alpha &\leq \text{Lip}(h)|_{V_\epsilon} \|y_{R,\epsilon}^*(t) - z_R^*(t)\|_\alpha \\ &\leq C_1 \text{Lip}(h)|_{V_\epsilon} \|y_{R,\epsilon}^*(t) - z_R^*(t)\|, \quad t \in [0, T], \end{aligned}$$

where we have used the equivalence between the norms on \mathcal{H}^ϵ ; see (4.18).

Since \mathcal{H}_α is continuously embedded into \mathcal{H} , there exists a generic positive constant C_α , such that

$$(4.34) \quad \|v\| \leq C_\alpha \|v\|_\alpha, \quad \forall v \in \mathcal{H}_\alpha.$$

We obtain then

$$(4.35) \quad \|h(y_{R,\epsilon}^*(t)) - h(z_R^*(t))\| \leq C_1 C_\alpha \text{Lip}(h)|_{V_\epsilon} \|y_{R,\epsilon}^*(t) - z_R^*(t)\|.$$

This together with (4.32) leads to

$$\begin{aligned} \|y_R^*(t) - l_R(t)\| &\leq (1 + C_1 C_\alpha \text{Lip}(h)|_{V_\epsilon}) \|y_{R,\epsilon}^*(t) - z_R^*(t)\| \\ &\quad + \|y_{R,s}^*(t) - h(y_{R,\epsilon}^*(t))\|, \quad t \in [0, T]. \end{aligned}$$

Similarly,

$$\begin{aligned} \|l^*(t) - y^*(t)\| &\leq (1 + C_1 C_\alpha \text{Lip}(h)|_{V_c}) \|y_c^*(t) - z^*(t)\| \\ &\quad + \|y_s^*(t) - h(y_c^*(t))\|, \quad t \in [0, T]. \end{aligned}$$

Reporting the above two estimates into (4.31), we obtain

$$\begin{aligned} (4.36) \quad 0 &\leq J(y_R^*, u_R^*) - J(y^*, u^*) \\ &\leq 2\sqrt{T} \text{Lip}(\mathcal{G})|_V \left(\|y_{R,s}^* - h(y_{R,c}^*)\|_{L^2(0,T;\mathcal{H})} + \|y_s^* - h(y_c^*)\|_{L^2(0,T;\mathcal{H})} \right. \\ &\quad \left. + (1 + C_1 C_\alpha \text{Lip}(h)|_{V_c}) (\|y_{R,c}^* - z_R^*\|_{L^2(0,T;\mathcal{H})} + \|y_c^* - z^*\|_{L^2(0,T;\mathcal{H})}) \right). \end{aligned}$$

Step 3. By using Lemma 4.1 (see (4.23) above), we obtain:

$$\|y_{R,c}^* - z_R^*\|_{L^2(0,T;\mathcal{H})} \leq \sqrt{T} C(V) e^{[1+\beta_1(\lambda)+C_1 C(V)(1+\text{Lip}(h)|_{V_c})]T} \|y_{R,s}^* - h(y_{R,c}^*)\|_{L^2(0,T;\mathcal{H}_\alpha)},$$

where we have used $P_s u_R^* = 0$ since u_R^* lives in $L^2(0, T; \mathcal{H}^c)$; and the same lemma leads to

$$\|y_c^* - z^*\|_{L^2(0,T;\mathcal{H})} \leq \sqrt{T} e^{[1+\beta_1(\lambda)+C_1 C(V)(1+\text{Lip}(h)|_{V_c})]T} \left(C(V) \|y_s^* - h(y_c^*)\|_{L^2(0,T;\mathcal{H}_\alpha)} + \|\mathfrak{C}\| \|P_s u^*\|_{L^2(0,T;\mathcal{H})} \right).$$

Now, by reporting these estimates in (4.36) and using again the property of continuous embedding (4.34), we obtain:

$$\begin{aligned} (4.37) \quad 0 &\leq J(y_R^*, u_R^*) - J(y^*, u^*) \\ &\leq \mathcal{C}(V, \text{Lip}(h)|_{V_c}, T) \left(\|y_{R,s}^* - h(y_{R,c}^*)\|_{L^2(0,T;\mathcal{H}_\alpha)} + \|y_s^* - h(y_c^*)\|_{L^2(0,T;\mathcal{H}_\alpha)} + \|\mathfrak{C}\| \|P_s u^*\|_{L^2(0,T;\mathcal{H})} \right), \end{aligned}$$

where

$$\begin{aligned} (4.38) \quad \mathcal{C}(V, \text{Lip}(h)|_{V_c}, T) &:= 2C_\alpha \sqrt{T} \text{Lip}(\mathcal{G})|_V \\ &\quad + 2\max\{C(V), 1\} T \text{Lip}(\mathcal{G})|_V (1 + C_1 C_\alpha \text{Lip}(h)|_{V_c}) e^{[1+\beta_1(\lambda)+C_1 C(V)(1+\text{Lip}(h)|_{V_c})]T}. \end{aligned}$$

In terms of parameterization defects defined in (3.5), the above estimate (4.37) can be rewritten as:

$$\begin{aligned} (4.39) \quad 0 &\leq J(y_R^*, u_R^*) - J(y^*, u^*) \\ &\leq \mathcal{C}(V, \text{Lip}(h)|_{V_c}, T) \left(\sqrt{Q(T, y_0; u_R^*)} \|y_{R,s}^*\|_{L^2(0,T;\mathcal{H}_\alpha)} \right. \\ &\quad \left. + \sqrt{Q(T, y_0; u^*)} \|y_s^*\|_{L^2(0,T;\mathcal{H}_\alpha)} + \|\mathfrak{C}\| \|P_s u^*\|_{L^2(0,T;\mathcal{H})} \right), \end{aligned}$$

where $Q(T, y_0; u_R^*)$ and $Q(T, y_0; u^*)$ are the parameterization defects of the finite-horizon PM function h when the control in (2.4) is taken to be u_R^* and u^* , respectively.

The proof is complete.

Proof of Corollary 4.1. The estimate given by (4.7) can be derived directly from Theorem 4.1 and Lemma 4.1 by noting that

$$\|y_c^* - z_R^*\|_{L^2(0,T;\mathcal{H})}^2 \leq 2\|y_c^* - z^*\|_{L^2(0,T;\mathcal{H})}^2 + 2\|z^* - z_R^*\|_{L^2(0,T;\mathcal{H})}^2.$$

Indeed, the first term on the RHS above can be controlled as follows by Lemma 4.1:

$$\begin{aligned} \|y_c^* - z^*\|_{L^2(0,T;\mathcal{H})}^2 &\leq \int_0^T \left(\tilde{\mathcal{C}}_1 \int_0^t \|y_s^*(s) - h(y_c^*(s))\|_\alpha^2 ds + \tilde{\mathcal{C}}_2 \|\mathfrak{C}\|^2 \int_0^t \|P_s u(s)\|^2 ds \right) dt \\ &\leq T(\tilde{\mathcal{C}}_1 \|y_s^* - h(y_c^*)\|_{L^2(0,T;\mathcal{H}_\alpha)}^2 + \tilde{\mathcal{C}}_2 \|\mathfrak{C}\|^2 \|P_s u\|_{L^2(0,T;\mathcal{H})}^2) \\ &\leq T(\tilde{\mathcal{C}}_1 Q(T, y_0; u^*) \|y_s^*\|_{L^2(0,T;\mathcal{H}_\alpha)}^2 + \tilde{\mathcal{C}}_2 \|\mathfrak{C}\|^2 \|P_s u\|_{L^2(0,T;\mathcal{H})}^2). \end{aligned}$$

For the term $\|z^* - z_R^*\|_{L^2(0,T;\mathcal{H})}^2$, according to the condition (4.6) on the sublinear response and Theorem 4.1, we obtain

$$\begin{aligned} \|z^* - z_R^*\|_{L^2(0,T;\mathcal{H})}^2 &\leq \kappa^2 \|u_R^* - P_{\mathfrak{C}} u^*\|_{L^2(0,T;\mathcal{H})}^2 \leq \kappa^2 \|u_R^* - u^*\|_{L^2(0,T;\mathcal{H})}^2 \\ &\leq \frac{\mathcal{C}\kappa^2}{\sigma} \left(\sqrt{Q(T, y_0; u_R^*)} \|y_{R,s}^*\|_{L^2(0,T;\mathcal{H}_\alpha)} \right. \\ &\quad \left. + \sqrt{Q(T, y_0; u^*)} \|y_s^*\|_{L^2(0,T;\mathcal{H}_\alpha)} + \|\mathfrak{C}\| \|P_s u^*\|_{L^2(0,T;\mathcal{H})} \right). \end{aligned}$$

We obtain then (4.7) by combining the above two estimates.

The estimate (4.8) follows from (4.7) by noting that

$$\begin{aligned} \|y^* - (z_R^* + h(z_R^*))\|_{L^2(0,T;\mathcal{H})}^2 &\leq 2\|y_{\mathfrak{C}}^* - z_R^*\|_{L^2(0,T;\mathcal{H})}^2 + 2\|y_s^* - h(z_R^*)\|_{L^2(0,T;\mathcal{H})}^2 \\ &\leq 2\|y_{\mathfrak{C}}^* - z_R^*\|_{L^2(0,T;\mathcal{H})}^2 + 4\|y_s^* - h(y_{\mathfrak{C}}^*)\|_{L^2(0,T;\mathcal{H})}^2 + 4\|h(y_{\mathfrak{C}}^*) - h(z_R^*)\|_{L^2(0,T;\mathcal{H})}^2 \\ &\leq 2\|y_{\mathfrak{C}}^* - z_R^*\|_{L^2(0,T;\mathcal{H})}^2 + 4C_\alpha^2 \|y_s^* - h(y_{\mathfrak{C}}^*)\|_{L^2(0,T;\mathcal{H}_\alpha)}^2 + 4\|h(y_{\mathfrak{C}}^*) - h(z_R^*)\|_{L^2(0,T;\mathcal{H})}^2; \end{aligned}$$

and that

$$\|h(y_{\mathfrak{C}}^*) - h(z_R^*)\|_{L^2(0,T;\mathcal{H})} \leq C_1 C_\alpha \text{Lip}(h) \|y_{\mathfrak{C}}^* - z_R^*\|_{L^2(0,T;\mathcal{H})};$$

see (4.35) for more details about the derivation of this last inequality (with $y_{R,\mathfrak{C}}^*$ therein replaced by $y_{\mathfrak{C}}^*$ here).

Proof of Corollary 4.2. Note that if \mathfrak{C} leaves stable the two subspaces $\mathcal{H}^{\mathfrak{C}}$ and \mathcal{H}^s , then in Lemma 4.1, the equation (4.12) satisfied by the difference $w(t) := y_{\mathfrak{C}}(t) - z(t)$ is simplified into the following:

$$\frac{dw}{dt} = L_\lambda^{\mathfrak{C}} w + P_{\mathfrak{C}} (B(y_{\mathfrak{C}} + y_s) - B(z + h(z))), \quad w(0) = 0,$$

where the term $P_{\mathfrak{C}} \mathfrak{C} P_s u$ vanishes here. Consequently, the terms involving $P_s u$ in the subsequent estimates are dropped out, leading then to the estimate given in (4.10).

5. 2D-SUBOPTIMAL CONTROLLER SYNTHESIS BASED ON THE LEADING-ORDER FINITE-HORIZON PM: APPLICATION TO A BURGERS-TYPE EQUATION

We apply in this section and the next, the PM-based reduction approach introduced above for the design of suboptimal solutions to an optimal control problem of a Burgers-type equation, in the case of globally distributed control laws. The more challenging case of locally distributed control laws, is addressed in Section 7.

5.1. Cost functional of terminal payoff type for a Burgers-type equation. The model considered here takes the following form, which is posed on the interval $(0, l)$ driven by a globally distributed control term $\mathfrak{C}u(t)$:

$$(5.1) \quad \frac{dy}{dt} = \nu y_{xx} + \lambda y - \gamma y y_x + \mathfrak{C}u(x, t), \quad (x, t) \in (0, l) \times (0, T],$$

where ν, λ and γ are positive parameters, the final time $T > 0$ is fixed, and conditions on the linear operator \mathfrak{C} are specified in Section 5.2 below.

The equation is supplemented with the Dirichlet boundary condition

$$(5.2) \quad y(0, t; u) = y(l, t; u) = 0, \quad t \in [0, T];$$

and appropriate initial condition

$$(5.3) \quad y(x, 0) = y_0(x), \quad x \in (0, l).$$

The classical Burgers equation (with $\lambda = 0$ in (5.1)) has widely served as a theoretical laboratory to test various methodologies devoted to the design of optimal/suboptimal controllers of nonlinear

distributed-parameter systems; see *e.g.* [7, 28, 67, 70, 91] and references therein. The inclusion of the term λy here allows for the presence of linearly unstable modes, which lead in turn to the existence of non-trivial (and nonlinearly) stable steady states for the uncontrolled version of (5.1) provided that λ is large enough; see [56]. The latter property will be used in the choices of initial data and targets for the associated optimal control problems analyzed hereafter. From a physical perspective, we mention that (5.1) arises in the modeling of flame front propagation [11]. This model will serve us here to demonstrate the effectiveness of the PM approach introduced above in the design of suboptimal solutions to optimal control problems.

In that respect, we consider the following cost functional associated with (5.1)–(5.3),

$$(5.4) \quad J(y, u) = \int_0^T \left(\frac{1}{2} \|y(t; y_0, u)\|^2 + \frac{\mu_1}{2} \|u(t)\|^2 \right) dt + \frac{\mu_2}{2} \|y(T; y_0, u) - Y\|^2,$$

constituted by a *running cost* along the controlled trajectory and a *terminal payoff* term defining a penalty on the final state; here μ_1 and μ_2 are some positive constants, $Y \in L^2(0, l)$ is some given target profile, and $\|\cdot\|$ denotes the $L^2(0, l)$ -norm.

Compared to the cost functional (2.3) associated with the optimal control problem (\mathcal{P}) given in Section 2, we have added here a terminal payoff term $\frac{\mu_2}{2} \|y(T; y_0, u) - Y\|^2$ to the running cost $\int_0^T \left(\frac{1}{2} \|y(t; y_0, u)\|^2 + \frac{\mu_1}{2} \|u(t)\|^2 \right) dt$. In Section 4, the optimal control problem (\mathcal{P}) involving only the latter type of running cost, has served to identify the determining quantities controlling the distance to an optimal control of a suboptimal solution to (\mathcal{P}) built from a PM-reduced system; see Theorem 4.1. For a functional cost of type (5.4), error estimates similar to (4.5) can be derived by controlling appropriately the contribution of the terminal payoff term to $J(y_R^*, u_R^*) - J(y^*, u^*)$ in the estimate (4.31). We dealt with the simpler situation of a single running cost type functional in Section 4 in order to do not overburden the presentation.

The interest of cost functionals such as (5.4) is that they arise naturally when the goal is to drive the state $y(\cdot; u)$ of (5.1) as close as possible to a target profile Y at the final time T , while keeping the cost of the control, expressed by $\frac{\mu_1}{2} \int_0^T \|u(t)\|^2 dt$, as low as possible. Here, the terminal payoff term gives a measurement of the “proximity” to the target Y at the final-time SPDE profile. If one can make $\mu_2 = +\infty$, it means the problem is exactly controllable, if not the system is approximately controllable [73].

We turn now to the precise description of the optimal control problem considered in this section and the next. Adopting the notations of Section 2, the functional spaces are

$$(5.5) \quad \mathcal{H} := \{v \in L^2(0, l)\}, \quad \mathcal{H}_1 := H^2(0, l) \cap H_0^1(0, l), \quad \mathcal{H}_{1/2} := H_0^1(0, l),$$

the linear operator $L_\lambda : \mathcal{H}_1 \rightarrow \mathcal{H}$ is given by

$$(5.6) \quad L_\lambda y := \nu \partial_{xx}^2 y + \lambda y,$$

and the nonlinearity F is expressed by the bilinear term

$$(5.7) \quad \begin{aligned} B : \mathcal{H}_{1/2} \times \mathcal{H}_{1/2} &\rightarrow \mathcal{H} \\ (y, y) &\mapsto B(y, y) := -\gamma y \partial_x y, \end{aligned}$$

with slight abuse of notations, understanding (5.6) and $y \partial_x y$ in (5.7) within the appropriate weak sense.

The optimal control problem for which we will propose suboptimal solutions takes here the following form:

$$(5.8) \quad \begin{aligned} \min J(y, u) \quad &\text{with } J \text{ defined in (5.4)} \quad \text{s.t.} \\ (y, u) &\in L^2(0, T; \mathcal{H}) \times L^2(0, T; \mathcal{H}) \text{ solves the problem (5.1)–(5.3).} \end{aligned}$$

It can be checked by standard energy estimates that for any given controller $u \in L^2(0, T; \mathcal{H})$, initial datum $y_0 \in \mathcal{H}$ and any finite $T > 0$, there exists a unique weak solution $y(\cdot; y_0, u)$ for the problem (5.1)–(5.3) such that $y(\cdot; y_0, u) \in L^2(0, T; \mathcal{H}_{1/2})$ and $y'(\cdot; y_0, u) \in L^2(0, T; (\mathcal{H}_{1/2})^{-1})$, where $(\mathcal{H}_{1/2})^{-1} = H^{-1}(0, l)$ is the dual of $\mathcal{H}_{1/2} = H_0^1(0, l)$; see *e.g.* [91].⁹ Note also that $y(\cdot; y_0, u) \in C([0, T]; \mathcal{H})$ thanks to the continuous embedding

$$\mathcal{W} := \{y \mid y \in L^2(0, T; \mathcal{H}_{1/2}) \text{ and } y' \in L^2(0, T; (\mathcal{H}_{1/2})^{-1})\} \subset C([0, T]; \mathcal{H});$$

see *e.g.* [38, Sect. 5.9 Thm. 3] for more details. This last property implies thus that the cost functional J given by (5.4) is well defined for any pair (y, u) that satisfies the problem (5.1)–(5.3).

The existence of an optimal solution to (5.8) is also standard. Indeed, since the cost functional J defined by (5.4) is coercive and is bounded below, there exists a minimizing sequence, say $\{(y^n, u^n) \mid n \in \mathbb{N}\}$, which lives in a bounded subset of the space $\mathcal{W} \times L^2(0, T; \mathcal{H})$. The Banach–Alaoglu Theorem (see *e.g.* [20, Thm. 3.16]) together with the fact that $\mathcal{W} \times L^2(0, T; \mathcal{H})$ is reflexive ensures then the existence of a subsequence $\{(y^{n_j}, u^{n_j})\}$ which converges weakly to some element (y^*, u^*) . By using again standard energy estimates, it can be checked that (y^*, u^*) is also a solution to the problem (5.1)–(5.3) in the weak sense. This together with the weakly lower semi-continuity property of J guarantees that u^* is an optimal controller for the optimal control problem (5.8); see *e.g.* [91, Prop. 4] for more details in the case of the standard Burgers equation. In [91], the author considered cost functional of tracking type; for instance $J(y, u) = \int_0^T (\frac{1}{2} \|y(t; y_0, u) - Y\|^2 + \frac{\mu_1}{2} \|u(t)\|^2) dt$. However, the results given in [91, Prop. 4] apply to cost functional of the form (5.4) here with no essential changes.

5.2. Analytic derivation of the $h^{(1)}$ -based 2D reduced system for the design of suboptimal controllers. We present in this section the analytic derivation of the $h^{(1)}$ -based reduced system on which we will rely on to design suboptimal solutions to problem (5.8). In this respect, we consider the particular case where the subspace \mathcal{H}^c of the low-modes is chosen to be the subspace spanned by the first two eigenmodes of the linear operator L_λ defined in (5.6). Recall that the eigenvalues of L_λ are given by

$$(5.9) \quad \beta_n(\lambda) := \lambda - \frac{\nu n^2 \pi^2}{l^2}, \quad n \in \mathbb{N},$$

and the corresponding eigenvectors are

$$(5.10) \quad e_n(x) := \sqrt{\frac{2}{l}} \sin\left(\frac{n\pi x}{l}\right), \quad x \in (0, l).$$

Throughout the numerical applications presented hereafter, we will choose λ to be bigger than the critical value $\lambda_c := \frac{\nu \pi^2}{l^2}$ so that L_λ admits one and only one unstable eigenmode. The subspace \mathcal{H}^c given by

$$(5.11) \quad \mathcal{H}^c := \text{span}\{e_1, e_2\},$$

is thus spanned by one unstable and one stable mode.

For the regimes considered hereafter, it can be checked that the (NR)-condition is satisfied, leading in particular to a well-defined $h_\lambda^{(1)}$. We take as a finite-horizon PM candidate, the manifold function $h_\lambda^{(1)}$ provided by the explicit formula (3.11) that we apply to the PDE (5.1). Recall that according to

⁹The equation considered in [91] is the more standard Burgers equation subject to affine control. The model (5.1) differs from the standard Burgers model by the linear term λy which may bring instabilities in the linearized dynamics resulting in the appearance of stable non-trivial steady states; see [56]. Such instabilities do not introduce however difficulty regarding the treatment of the existence and uniqueness problem such as performed in [91] for the classical Burgers equation, the relevant *a priori* estimates being typically modified for our model (5.1) by some exponential terms which remain bounded over finite-time interval.

Lemma 3.1, the manifold function $h_\lambda^{(1)}$ provides a natural theoretical PM candidate. Numerical results reported in Fig. 2 will support that this choice is in fact relevant for the regimes analyzed hereafter for the PDE (5.1) leading in particular to manifold functions with parameterization defect less than unity as required in Definition 3.1.

To analyze the performances achieved by the $h^{(1)}$ -based reduced system in the design of suboptimal solutions to (5.8), we place ourselves within the conditions of Corollary 4.2. In particular, we assume that the continuous linear operator $\mathfrak{C} : \mathcal{H} \rightarrow \mathcal{H}$ leaves stable the subspaces \mathcal{H}^c and \mathcal{H}^s :

$$(5.12) \quad \mathfrak{C}\mathcal{H}^c \subset \mathcal{H}^c, \quad \mathfrak{C}\mathcal{H}^s \subset \mathcal{H}^s.$$

Recall that under such assumptions, the high-mode energy remainder $\|P_s u^*\|_{L^2(0,T;\mathcal{H})}$ of the (unknown) optimal controller u^* , does not contribute to the estimate of $\|u_R^* - u^*\|_{L^2(0,T;\mathcal{H})}^2$; leaving the parameterization defect as a key determining parameter in the control of the latter. In particular we will see in Section 6 that other manifold functions with a smaller parameterization defect than the one associated with $h^{(1)}$, lead to a design of better suboptimal solutions to (5.8) than those based on $h^{(1)}$.

To be more specific, the operator \mathfrak{C} when restricted to \mathcal{H}^c takes the following form

$$(5.13) \quad \mathfrak{C}e_1 = a_{11}e_1 + a_{12}e_2, \quad \mathfrak{C}e_2 = a_{21}e_1 + a_{22}e_2,$$

where the coefficient matrix

$$(5.14) \quad M := \begin{pmatrix} a_{11} & a_{12} \\ a_{21} & a_{22} \end{pmatrix}$$

is chosen to be non-trivial to avoid pathological situations.

Corresponding to the cost functional (5.4), the cost associated with the $h^{(1)}$ -based reduced system takes the following form:

$$(5.15) \quad J_R(z, u_R) = \int_0^T \left(\frac{1}{2} \|z(t) + h_\lambda^{(1)}(z(t); P_c y_0, u_R)\|^2 + \frac{\mu_1}{2} \|u_R(t)\|^2 \right) dt + \frac{\mu_2}{2} \|z(T; P_c y_0, u_R) - P_c Y\|^2,$$

where $Y \in \mathcal{H}$ is some prescribed target.

Recall that following (4.2), the $h^{(1)}$ -based reduced system intended to model the dynamics of the low modes $P_c y$, takes the following abstract form:

$$(5.16) \quad \begin{aligned} \frac{dz}{dt} &= L_\lambda^c z + P_c B \left(z + h_\lambda^{(1)}(z), z + h_\lambda^{(1)}(z) \right) + P_c \mathfrak{C} u_R(t), \quad t \in (0, T], \\ z(0) &= P_c y_0 \in \mathcal{H}^c, \end{aligned}$$

where y_0 is the initial datum of the original PDE (5.1), and $u_R \in L^2(0, T; \mathcal{H}^c)$ is a given control of the reduced system.

We are thus left with the following reduced optimal control problem associated with (5.8):

$$(5.17) \quad \min J_R(z, u_R) \quad \text{s.t.} \quad (z, u_R) \in L^2(0, T; \mathcal{H}^c) \times L^2(0, T; \mathcal{H}^c) \quad \text{solves} \quad (5.16).$$

We turn now to the description of the analytic form of (5.17).

Analytic form of (5.17). We proceed with the explicit expression of $h_\lambda^{(1)}$ provided by (3.11) that we apply to the Burgers-type equation (5.1). In that respect the nonlinear interactions between the \mathcal{H}^c -modes as projected onto the \mathcal{H}^s -modes given by

$$B_{i_1 i_2}^n := \langle B(e_{i_1}, e_{i_2}), e_n \rangle,$$

constitute key quantities to determine. In the case of the Burgers-type equation (5.1), they take the following form:

$$(5.18) \quad B_{i_1 i_2}^n = -\gamma \langle e_{i_1} (e_{i_2})_x, e_n \rangle = \begin{cases} -\alpha i_2, & n = i_1 + i_2, \\ -\alpha i_2 \operatorname{sgn}(i_1 - i_2), & n = |i_1 - i_2|, \\ 0, & \text{otherwise,} \end{cases}$$

where

$$(5.19) \quad \alpha := \frac{\gamma \pi}{\sqrt{2} l^{3/2}}.$$

In particular, we have

$$\langle e_{i_1} (e_{i_2})_x, e_n \rangle = 0,$$

for any $n \geq 5$ and $i_1, i_2 \in \{1, 2\}$.

By using the above nonlinear interaction relations in (3.11), we obtain thus the following expression of $h_\lambda^{(1)}$:

$$(5.20) \quad \boxed{h_\lambda^{(1)}(z_1 e_1 + z_2 e_2) = \alpha_1(\lambda) z_1 z_2 e_3 + \alpha_2(\lambda) (z_2)^2 e_4, \quad (z_1, z_2) \in \mathbb{R}^2,}$$

where

$$(5.21) \quad \begin{aligned} \alpha_1(\lambda) &:= -\frac{3\gamma\pi}{\sqrt{2} l^{3/2} (\beta_1(\lambda) + \beta_2(\lambda) - \beta_3(\lambda))}, \\ \alpha_2(\lambda) &:= -\frac{\sqrt{2}\gamma\pi}{l^{3/2} (2\beta_2(\lambda) - \beta_4(\lambda))}, \end{aligned}$$

with the $\beta_i(\lambda)$ given such as given by (5.9). Note that this set of eigenvalues obey the (NR)-condition for any λ -value of interest here (*i.e.* $\lambda > \lambda_c$). Note also that $\alpha_1(\lambda) < 0$ and $\alpha_2(\lambda) < 0$ for any such λ .

Now, by using (5.20), we can rewrite (5.15) into the following explicit form:

$$(5.22) \quad J_R(z, u_R) = \int_0^T [\mathcal{G}(z(t)) + \mathcal{E}(u_R(t))] dt + C_T(z(T), P_c Y),$$

where

$$(5.23) \quad \begin{aligned} \mathcal{G}(z) &= \frac{1}{2} \|z + h_\lambda^{(1)}(z)\|^2 = \frac{1}{2} [(z_1)^2 + (z_2)^2 + (\alpha_1(\lambda) z_1 z_2)^2 + (\alpha_2(\lambda) z_2^2)^2], \\ \mathcal{E}(u_R) &= \frac{\mu_1}{2} \|u_R\|^2 = \frac{\mu_1}{2} [(u_{R,1})^2 + (u_{R,2})^2], \end{aligned}$$

and

$$(5.24) \quad C_T(z(T), P_c Y) := \frac{\mu_2}{2} \sum_{i=1}^m |z_i(T) - Y_i|^2,$$

with $z_i := \langle z, e_i \rangle$, $u_{R,i} := \langle u_R, e_i \rangle$, and $Y_i := \langle Y, e_i \rangle$, $i = 1, 2$.

By using furthermore the expression of $h_\lambda^{(1)}$ given in (5.20) into (5.16), we obtain finally after projection onto \mathcal{H}^c , the following analytic formulation of (5.16):

$$(5.25) \quad \boxed{\begin{aligned} \frac{dz_1}{dt} &= \beta_1(\lambda) z_1 + \alpha \left(z_1 z_2 + \alpha_1(\lambda) z_1 z_2^2 + \alpha_1(\lambda) \alpha_2(\lambda) z_1 z_2^3 \right) + a_{11} u_{R,1}(t) + a_{21} u_{R,2}(t), \\ \frac{dz_2}{dt} &= \beta_2(\lambda) z_2 + \alpha \left(-z_1^2 + 2\alpha_1(\lambda) z_1^2 z_2 + 2\alpha_2(\lambda) z_2^3 \right) + a_{12} u_{R,1}(t) + a_{22} u_{R,2}(t), \end{aligned}}$$

where $\alpha_1(\lambda)$ and $\alpha_2(\lambda)$ are defined in (5.21), and $\alpha = \frac{\gamma\pi}{\sqrt{2} l^{3/2}}$.

Note that for any given initial datum $(z_{1,0}, z_{2,0})$ and any $T > 0$, the $h^{(1)}$ -based reduced system (5.25) admits a unique solution in $C([0, T]; \mathbb{R}^2)$; this is carried out through some simple but specific energy estimates that are provided in Appendix B for the sake of clarity.

5.3. Synthesis of suboptimal controllers by a Pontryagin-maximum-principle approach.

The analytic form (5.25) of the $h^{(1)}$ -based reduced system (5.16) allows for the use of standard techniques from finite-dimensional optimal control theory to solve the related reduced optimal control problem (5.17) [17, 22, 64, 65, 85]. We follow below an indirect approach relying on the Pontryagin maximum principle (PMP); see *e.g.* [17, 19, 64, 65, 79, 85]. Usually, the use of the Pontryagin maximum principle allows to identify a set of necessary conditions to be satisfied by an optimal solution. However, as we will see, due to the particular form of the cost functionals considered here and the nature of the reduced control system (5.25), these conditions will turn out to be sufficient to ensure the existence of a (unique) optimal control for the reduced problem. Relying on a PMP approach allows also for theoretical insights that can be gained on the reduced optimal control problem (5.17) from the (costate-based) explicit formula of the (reduced) optimal controller reachable by such an approach; see (5.30) and Lemmas 5.1 and 5.2 below.

In that perspective, let us denote the $h^{(1)}$ -based reduced vector field involved in (5.25), by

$$f(z, u_R) := (f_1(z, u_R), f_2(z, u_R))^{\text{tr}}.$$

We introduce now the following Hamiltonian associated with the reduced optimal control problem (5.17):

$$(5.26) \quad H(z, p, u_R) := \mathcal{G}(z) + \mathcal{E}(u_R) + p_1 f_1(z, u_R) + p_2 f_2(z, u_R),$$

where $p := (p_1, p_2)^{\text{tr}}$ is the *costate* (or *adjoint* state) associated with the state $z = (z_1, z_2)^{\text{tr}}$.

It follows from the Pontryagin maximum principle that for a given pair

$$(z_R^*, u_R^*) \in L^2(0, T; \mathcal{H}^c) \times L^2(0, T; \mathcal{H}^c)$$

to be optimal for the reduced problem (5.17), it must satisfy the following constrained Hamiltonian system:

$$(5.27a) \quad \left. \begin{aligned} \frac{dz_R^*}{dt} &= \nabla_p H(z_R^*, p_R^*, u_R^*) = f(z_R^*, u_R^*), \\ \frac{dp_R^*}{dt} &= -\nabla_z H(z_R^*, p_R^*, u_R^*) = g(z_R^*, p_R^*), \end{aligned} \right\} \quad (\text{Hamiltonian system for } (z_R^*, p_R^*))$$

$$(5.27b) \quad \nabla_{u_R} H(z_R^*, p_R^*, u_R^*) = 0, \quad (1^{\text{st}}\text{-order optimality condition})$$

$$(5.27c) \quad p_R^*(T) = \nabla_z C_T(z_R^*(T), P_T Y), \quad (\text{terminal condition})$$

where ∇_x stands for the gradient operator along the x -direction, $p_R^* = p_{R,1}^* e_1 + p_{R,2}^* e_2$ is the costate associated with z_R^* , and the vector field $g = (g_1, g_2)^{\text{tr}}$ has the following expression

$$(5.28) \quad \begin{aligned} g_1(z, p) &:= -z_1 - \beta_1(\lambda) p_1 - \alpha p_1 z_2 + 2\alpha p_2 z_1 - \alpha \alpha_1(\lambda) p_1 (z_2)^2 \\ &\quad - 4\alpha \alpha_1(\lambda) p_2 z_1 z_2 - (\alpha_1(\lambda))^2 z_1 (z_2)^2 - \alpha \alpha_1(\lambda) \alpha_2(\lambda) p_1 (z_2)^3, \\ g_2(z, p) &:= -z_2 - \beta_2(\lambda) p_2 - \alpha p_1 z_1 - 2\alpha \alpha_1(\lambda) p_1 z_1 z_2 - 2\alpha \alpha_1(\lambda) p_2 (z_1)^2 \\ &\quad + 6\alpha \alpha_2(\lambda) p_2 (z_2)^2 - (\alpha_1(\lambda))^2 (z_1)^2 z_2 \\ &\quad - 3\alpha \alpha_1(\lambda) \alpha_2(\lambda) p_1 z_1 (z_2)^2 - 2(\alpha_2(\lambda))^2 (z_2)^3. \end{aligned}$$

Note also that

$$\nabla_{u_R} H(z_R^*, p_R^*, u_R^*) = \left(\mu_1 u_{R,1}^* + a_{11} p_{R,1}^* + a_{12} p_{R,2}^*, \mu_2 u_{R,2}^* + a_{21} p_{R,1}^* + a_{22} p_{R,2}^* \right)^{\text{tr}}.$$

The 1st-order optimality condition (5.27b) reduces then to

$$(5.29) \quad (u_{R,1}^*, u_{R,2}^*) = - \left(\frac{a_{11}p_{R,1}^* + a_{12}p_{R,2}^*}{\mu_1}, \frac{a_{21}p_{R,1}^* + a_{22}p_{R,2}^*}{\mu_1} \right),$$

which written into a compact form, gives

$$(5.30) \quad \boxed{u_R^* = -\frac{1}{\mu_1} M p_R^*},$$

where M is the matrix introduced in (5.14).

Thanks to the relation (5.29) between u_R^* and the costate p_R^* , we get

$$(5.31) \quad \begin{aligned} a_{11}u_{R,1}^* + a_{21}u_{R,2}^* &= -\frac{1}{\mu_1}((a_{11})^2 + (a_{21})^2)p_{R,1}^* - \frac{1}{\mu_1}(a_{11}a_{12} + a_{21}a_{22})p_{R,2}^* \\ &=: f_3(p_{R,1}^*, p_{R,2}^*), \\ a_{12}u_{R,1}^* + a_{22}u_{R,2}^* &= -\frac{1}{\mu_1}(a_{11}a_{12} + a_{21}a_{22})p_{R,1}^* - \frac{1}{\mu_1}((a_{12})^2 + (a_{22})^2)p_{R,2}^* \\ &=: f_4(p_{R,1}^*, p_{R,2}^*). \end{aligned}$$

Finally, the terminal condition (5.27c) leads to

$$(5.32) \quad p_{R,i}^*(T) = \mu_2(z_{R,i}^*(T) - Y_i), \quad i = 1, 2.$$

By using the above relations, we can reformulate the set of necessary conditions (5.27) as the following boundary-value problem (BVP) to be satisfied by z_R^* and p_R^* :

$$(5.33) \quad \begin{aligned} \frac{dz_1}{dt} &= \beta_1(\lambda)z_1 + \alpha z_1 z_2 + \alpha \alpha_1(\lambda)z_1(z_2)^2 + \alpha \alpha_1(\lambda)\alpha_2(\lambda)z_1(z_2)^3 + f_3(p_1, p_2), \\ \frac{dz_2}{dt} &= \beta_2(\lambda)z_2 - \alpha(z_1)^2 + 2\alpha \alpha_1(\lambda)(z_1)^2 z_2 + 2\alpha \alpha_2(\lambda)(z_2)^3 + f_4(p_1, p_2), \\ \frac{dp_1}{dt} &= g_1(z, p), \\ \frac{dp_2}{dt} &= g_2(z, p), \end{aligned}$$

subject to the boundary conditions

$$(5.34) \quad z_1(0) = \langle y_0, e_1 \rangle, \quad z_2(0) = \langle y_0, e_2 \rangle, \quad p_1(T) = \mu_2(z_1(T) - Y_1), \quad p_2(T) = \mu_2(z_2(T) - Y_2),$$

where f_3 and f_4 are given by (5.31), and $g_1(z, p)$ and $g_2(z, p)$ are given by (5.28).

Once this BVP is solved, the corresponding controller u_R^* determined by (5.30) constitutes then a natural candidate to solve the $h_\lambda^{(1)}$ -based reduced optimal control problem (5.17). For the problem at hand, since the cost functional (5.15) is quadratic in u_R and the dependence on the controller is affine for the system of equations (5.25), it is known that the controller u_R^* so obtained is actually the unique optimal controller of the reduced problem (5.17); see *e.g.* [64, Sect. 5.3] and [88]. This observation also holds for the other reduced optimal control problems derived in later sections.

It is worth mentioning that the solution of the above BVP depends on the coefficient matrix M defined in (5.14) associated with the linear operator \mathfrak{C} through the expressions of f_3 and f_4 given in (5.31). However, due to the specific form of f_3 and f_4 , different choices of M can lead to the same solution of the BVP. More precisely, the solutions of (5.33)–(5.34) remain unchanged as long as M stays in the group of 2×2 orthogonal matrices. The following lemma summarizes this result.

Lemma 5.1. *The solution of (5.33)–(5.34) is the same for any $M \in O(2)$.*

Proof. The result follows trivially by noting that given any $M \in O(2)$, it holds that $M^{\text{tr}}M = I$. In particular, the following basic identities hold:

$$(a_{11})^2 + (a_{21})^2 = (a_{12})^2 + (a_{22})^2 = 1, \quad a_{11}a_{12} + a_{21}a_{22} = 0.$$

By using the above identities in (5.31), we obtain for any $M \in O(2)$ that

$$f_3(p_{R,1}^*, p_{R,2}^*) = -\frac{1}{\mu_1} p_{R,1}^*, \quad f_4(p_{R,1}^*, p_{R,2}^*) = -\frac{1}{\mu_1} p_{R,2}^*,$$

which is independent of M . The desired result follows. \square

In connection to the above lemma, let us make finally the following basic observation, which will be of some interest in the numerical experiments.

Lemma 5.2. *For any two bounded linear operators $\mathfrak{C}_i : \mathcal{H} \rightarrow \mathcal{H}$ ($i = 1, 2$), if they leave invariant the subspaces \mathcal{H}^c and \mathcal{H}^s , and their actions on the low modes differs only by an orthogonal transformation, i.e.,*

$$\mathfrak{C}_i \mathcal{H}^c \subset \mathcal{H}^c, \quad \mathfrak{C}_i \mathcal{H}^s \subset \mathcal{H}^s, \quad P_c \mathfrak{C}_1 = M P_c \mathfrak{C}_2 \quad \text{with } M \in O(2),$$

then the optimal pairs (z_R^, u_R^*) and $(\bar{z}_R^*, \bar{u}_R^*)$, corresponding to the reduced optimal control problem (5.17) with \mathfrak{C} in (5.16) taken to be \mathfrak{C}_1 and \mathfrak{C}_2 respectively, satisfy the following relation:*

$$z_R^* = \bar{z}_R^*, \quad u_R^* = M^{-1} \bar{u}_R^*, \quad J_R(z_R^*, z_R^*) = J_R(\bar{z}_R^*, \bar{u}_R^*).$$

If we assume furthermore that $P_s \mathfrak{C}_1 = P_s \mathfrak{C}_2$, then analogous results hold for the original optimal control problem (5.8).

Remark 5.1. *The above result is not limited to the two-dimensional nature of \mathcal{H}^c given by (5.11), and can be generalized to a higher dimension m , as long as \mathcal{H}^c is spanned by the first m eigenmodes, and M lives in $O(m)$.*

5.4. Suboptimal pair (y_R^*, u_R^*) to (5.8) based on $h_\lambda^{(1)}$: Numerical aspects. The method used to solve the reduced optimal control problem (5.17) being clarified in the previous section, we turn now to the practical aspects concerning the synthesis of an $h^{(1)}$ -based suboptimal solution pair (y_R^*, u_R^*) to the optimal control problem (5.8) associated with the Burgers-type equation (5.1). This synthesis is organized in two steps. First, the BVP problem (5.33)–(5.34) is solved to get the $h^{(1)}$ -based suboptimal controller u_R^* according to the costate-based explicit expression (5.30). Second, this suboptimal controller is then used in (5.1) to get the suboptimal trajectory y_R^* driven by $\mathfrak{C}u_R^*$. We explain below how these steps are numerically carried out.

Recall that the uncontrolled Burgers-type equation admits two locally stable steady states y^\pm (emerging from a pitch-fork bifurcation) when λ is above the critical value $\lambda_c = \frac{\nu\pi^2}{l^2}$ at which the leading eigenmode e_1 loses its linear stability [56]. In the experiments below we take y^+ as initial data y_0 , the target Y being specified in Section 5.5.

Shooting and collocation methods are commonly used to solve two-point boundary value problems [5, 18, 22, 62, 81]. A convenient collocation code is the Matlab built-in solver `bvp4c.m`¹⁰, which is used to solve the aforementioned BVP (5.33)–(5.34) as well as other BVPs encountered in later sections.

The simulation of the Burgers equation (5.1) as driven by the 2D suboptimal controller u_R^* is then performed by means of a semi-implicit Euler scheme where at each time step the nonlinear term $yy_x = (y^2)_x/2$ and the controller $u_R^*(x, t)$ are treated explicitly, while the linear term is treated

¹⁰See [63] for more details about `bvp4c`. We also mention that all the numerical experiments performed in this article have been carried out by using the Matlab version 7.13.0.564 (R2011b).

implicitly. The Laplacian operator is discretized using a standard second-order central difference approximation. The resulting semi-implicit scheme now reads as follows:

$$(5.35) \quad y_j^{n+1} - y_j^n = \left(\nu \Delta_d y_j^{n+1} + \lambda y_j^{n+1} - \frac{\gamma}{2} \nabla_d((y_j^n)^2) + u_j^{R,n} \right) \delta t, \quad j \in \{1, \dots, N_x - 1\},$$

where y_j^n denotes the discrete approximation of $y(j\delta x, n\delta t)$; $u_j^{R,n}$, the discrete approximation of $u_R^*(j\delta x, n\delta t)$; δx , the mesh size of the spatial discretization; δt , the time step; while Δ_d and ∇_d denote the discrete Laplacian and discrete first-order derivative given respectively by

$$\Delta_d y_j^n = \frac{y_{j-1}^n - 2y_j^n + y_{j+1}^n}{(\delta x)^2}; \quad \nabla_d((y_j^n)^2) = \frac{(y_{j+1}^n)^2 - (y_j^n)^2}{\delta x}, \quad j \in \{1, \dots, N_x - 1\}.$$

The Dirichlet boundary condition (5.2) becomes

$$y_0^n = y_{N_x}^n = 0,$$

where $N_x + 1$ is the number of grid points used for the discretization of the spatial domain $[0, l]$.

The time-dependent $(N_x - 1)$ -dimensional vector solution to (5.35) is denoted by \mathbf{Y}^n , and is intended to be an approximation of the suboptimal trajectory y_R^* at time $t = n\delta t$. Let us also denote by \mathbf{U}^n the spatial discretization of $u_R^*(x, n\delta t)$ for $x \in [0, l - \delta x]$, given by

$$\mathbf{U}^n := (u_R^*(\delta x, n\delta t), \dots, u_R^*((N_x - 1)\delta x, n\delta t))^{\text{tr}}.$$

Then after rearranging the terms, equation (5.35) can be rewritten into the following algebraic system:

$$(5.36) \quad ((1 - \lambda\delta t)\mathbf{I} - \nu\delta t\mathbf{A})\mathbf{Y}^{n+1} = \mathbf{Y}^n - \frac{\gamma}{2}\delta t\mathbf{B}[\mathbf{S}(\mathbf{Y}^n)] + \delta t\mathbf{U}^n,$$

where \mathbf{I} is the $(N_x - 1) \times (N_x - 1)$ identity matrix, \mathbf{A} is the tridiagonal matrix associated with the discrete Laplacian Δ_d , \mathbf{B} is the matrix associated with the discrete spatial derivative ∇_d , and $\mathbf{S}(\mathbf{Y}^n)$ denotes the vector whose entries are the square of the corresponding entries of \mathbf{Y}^n .

Since the eigenvalues of \mathbf{A} are given by $\frac{2}{(\delta x)^2} \left(\cos(\frac{j\pi\delta x}{l}) - 1 \right)$ ($j = 1, \dots, N_x - 1$) and the corresponding eigenvectors are the discretized version of the first $N_x - 1$ sine modes e_1, \dots, e_{N_x-1} given in (5.10), the eigenvalues of the matrix $\mathbf{M} := (1 - \lambda\delta t)\mathbf{I} - \nu\delta t\mathbf{A}$ of the LHS of (5.36) can be obtained easily, and the corresponding eigenvectors are still the discretized sine functions. At each time step, the algebraic system (5.36) can thus be solved efficiently using the *discrete sine transform*. To do so, we first compute the discrete sine transform of the RHS and then divide the elements of the transformed vector by the eigenvalues of \mathbf{M} to which the inverse discrete sine transform is applied to find \mathbf{Y}^{n+1} ; see *e.g.* [39, Sect. 3.2] for more details. In the numerical results that follow, the discrete sine transform has been handled by using the Matlab built-in function `dst.m`.

Finally, it is worthwhile mentioning that we have used a uniform time mesh for the integration of the PDE, whereas the u_R^* is defined on a non-uniform mesh due to the adaptive mesh feature of the `bvp4c` solver. This discrepancy is resolved by using linear interpolation to obtain the value of u_R^* at the uniform mesh used in the PDE scheme.

For the sake of comparison, the synthesis of a suboptimal controller based on a two-mode Galerkin approximation has been carried out following the same steps and the same numerical treatment described above. The corresponding suboptimal controller u_G^* associated with the 2D Galerkin-based reduced optimal problem (A.5) is also obtained *via* a PMP approach which leads to solving a BVP described in Appendix A.1; see (A.7). The same procedure is applied to higher-dimensional Galerkin-based reduced optimal control problems (A.10) derived in Appendix A.2.

5.5. 2D-suboptimal controller synthesis based on $h_\lambda^{(1)}$, and control performances: Numerical results. We assess in this section the control performances achieved by the $h^{(1)}$ -based suboptimal solution pair (y_R^*, u_R^*) of the optimal control problem (5.8) such as synthesized according to the procedure described above. These performances are compared with those achieved by a suboptimal solution computed from the 2D Galerkin-based reduced optimal control problem (A.5). In that perspective, the cost (5.4) evaluated at the suboptimal pair $(y(\cdot; y_0, u_R^*), u_R^*)$ will be compared with the cost evaluated at the suboptimal pair $(y(\cdot; y_0, u_G^*), u_G^*)$, where u_G^* is the suboptimal controller synthesized from (A.5).

We also set the coefficient μ_2 weighting the terminal payoff part of the cost functional (5.4) to be sufficiently large so that the comparison of the solution profile at the final time T of (5.35) — driven by the corresponding synthesized controller — with the prescribed target profile Y , provides a way to visualize the performance of the synthesized suboptimal controller.

The simulations reported below, are performed for $\delta t = 0.001$ and $N_x = 251$ with $l = 1.3\pi$ so that $\delta x \approx 0.02$. The system parameters are taken to be $\nu = 1$, $\gamma = 2.5$, and $\lambda = 3\lambda_c \approx 1.78$. The parameters μ_1 and μ_2 in the cost functional (5.4) are taken to be $\mu_1 = 1$ and $\mu_2 = 20$. For all the simulations conducted in this article, the relative tolerance for the `bvp4c` has been set to 10^{-8} and the BVP mesh size parameter has been set to 1.6E4. The linear operator $\mathfrak{C} : \mathcal{H} \rightarrow \mathcal{H}$ is taken to be the identity mapping for the sake of simplicity. According to Lemma 5.2, any operator \mathfrak{C} such that $P_c \mathfrak{C} \in O(2)$ and $P_s \mathfrak{C} = \text{Id}_{\mathcal{H}^s}$ can be reduced to this case.

The numerical results at the final time $T = 3$ are reported in Fig. 1. The left panel of this figure presents for this final time, the solution profile to (5.35) as driven by u_R^* and u_G^* , respectively. For these simulations, the target profile has been chosen to be given by

$$(5.37) \quad Y = -0.1 \langle y^-, e_1 \rangle e_1 + 1.6 \langle y^-, e_2 \rangle e_2.$$

The right panel of Fig. 1 shows the two components of the synthesized suboptimal controllers u_R^* and u_G^* .

As can be observed, the (approximate) PDE final state $y(T; u_R^*)$ associated with the controller u_R^* captures the main qualitative feature of the target, while $y(T; u_G^*)$ associated with the controller u_G^* fails in this task. At a more quantitative level, the relative L^2 -errors between the respective driven PDE final states and the target Y are given by

$$\frac{\|y(T; y_0, u_R^*) - Y\|}{\|Y\|} = 22.81\%, \text{ and } \frac{\|y(T; y_0, u_G^*) - Y\|}{\|Y\|} = 76.28\%.$$

This discrepancy in the control performance as revealed on the above relative L^2 -errors, goes with a noticeable discrepancy between the respective numerical values of the cost, namely

$$J(y(\cdot; y_0, u_R^*), u_R^*) = 9.75, \text{ and } J(y(\cdot; y_0, u_G^*), u_G^*) = 30.77.$$

These preliminary results clearly indicate that given a decomposition $\mathcal{H}^c \oplus \mathcal{H}^s$ of \mathcal{H} , the slaving relationships between the \mathcal{H}^s -modes and the \mathcal{H}^c -modes such as parameterized by $h_\lambda^{(1)}$, participate in improving the control performance of the suboptimal solutions synthesized from a reduced system involving only the (partial) interactions between the \mathcal{H}^c -modes as modeled by a low-dimensional Galerkin approximation.

To better assess the control performance achieved by the $h^{(1)}$ -based suboptimal solution pair (y_R^*, u_R^*) , we compared with the performance achieved by a (suboptimal) solution to (5.8) based on a high-dimensional Galerkin approximation of (5.1). In that respect, we checked that the cost associated with a suboptimal pair $(y(\cdot; y_0, \tilde{u}_G^*), \tilde{u}_G^*)$, where \tilde{u}_G^* is a controller synthesized by solving the BVP (A.13) associated with an m -dimensional Galerkin-based reduced optimal problem (A.10), can serve as good estimate of the cost associated with the (genuine) optimal solution to the problem

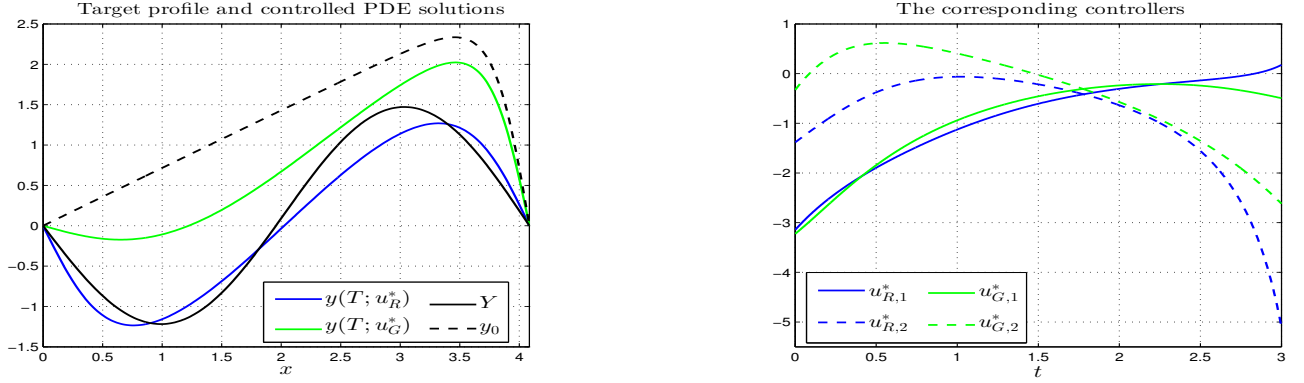


FIGURE 1. **Left panel:** PDE solution profiles at the final time $T = 3$ driven respectively by the suboptimal controllers u_R^* and u_G^* with initial profile y_0 taken to be y^+ (the locally stable positive steady state of the uncontrolled PDE); the target Y (in solid black) is taken to be $-0.1\langle y^-, e_1 \rangle e_1 + 1.6\langle y^-, e_2 \rangle e_2$. **Right panel:** The controller $u_R^* = u_{R,1}^* e_1 + u_{R,2}^* e_2$ synthesized by the finite-horizon PM-based reduced optimal control problem (5.17); and the controller $u_G^* = u_{G,1}^* e_1 + u_{G,2}^* e_2$ synthesized by the Galerkin-based reduced optimal control problem (A.5). Here, the system parameters are taken to be $l = 1.3\pi$, $\nu = 1$, $\gamma = 2.5$, $\lambda = 3\lambda_c$. The time step in the PDE solver is $\delta t = 0.001$ and spatial mesh size $\delta x \approx 0.02$. The parameters μ_1 and μ_2 in the cost functional (5.4) are taken to be $\mu_1 = 1$ and $\mu_2 = 20$. The corresponding costs are $J(y(\cdot; y_0, u_R^*), u_R^*) = 9.75$ and $J(y(\cdot; y_0, u_G^*), u_G^*) = 30.77$.

(5.8) provided that m is sufficiently large. We indeed observed that increasing the dimension beyond $m = 16$ does not result in significant change of the cost value (up to six significant digits) and we thus retained the results obtained for $m = 16$ as reference for providing a good approximation of the optimal solution to (5.8). For $m = 16$, the corresponding values of the cost (5.4), and the relative L^2 -error for the final time solution profile are given by

$$J(y(\cdot; y_0, \tilde{u}_G^*), \tilde{u}_G^*) = 8.41, \text{ and } \frac{\|y(T; y_0, \tilde{u}_G^*) - Y\|}{\|Y\|} = 13.75\%.$$

These values when compared with those obtained for the two-dimensional $h_\lambda^{(1)}$ -based reduced problem (5.17) indicates that the two-dimensional controller u_R^* already provides a fairly good control performance but at a much cheaper expense.

On the other hand, the quantitative discrepancy observed on the cost values and relative L^2 -errors between the results based on (5.17) and those for the original optimal control problem (as indicated by the results based on the high-dimensional Galerkin reduced problem) can be attributed to two main factors according to the theoretical results of Section 4; see Corollary 4.2 and in particular the error estimate (4.10). The first factor is related to the parameterization defect associated with the finite-horizon PM used here, namely $h_\lambda^{(1)}$; and the second concerns the energy kept in the high modes of the solution either driven by the suboptimal controller u_R^* or the optimal controller u^* itself.

For the remaining part of this section, we report on detailed numerical results which further emphasize the practical relevance of the aforementioned theoretic results provided by Corollary 4.2. These numerical results shown in Figs. 2 and 3 are carried out by varying the final time T in the range $[0.1, 5]$ while keeping other parameters the same as used in Fig. 1.

Panel (a) of Figure 2 shows the cost values, when T is varied, associated with the suboptimal pairs (y_R^*, u_R^*) on one hand (blue curve), and associated with the suboptimal pairs $(\tilde{y}_G^*, \tilde{u}_G^*)$, on the other hand (black curve). As one can observe up to $T = 3$, the suboptimal controllers u_R^* synthesized

from the $h_\lambda^{(1)}$ -based reduced problem (5.17) gives access to suboptimal solutions whose cost values are close to those achieved by the optimal ones¹¹. Such good performances starts however to noticeably deteriorate as T increases from $T = 3$.

The reasons of this deterioration are actually rich of teaching, as we explain now. If the error estimate (4.10) is meaningful, analyzing its main constitutive elements should help understand what causes this deterioration. In that respect, we computed (i) the corresponding parameterization defects¹² associated with $h_\lambda^{(1)}$ and a given suboptimal controller u_R^* , and (ii) the energy contained in the high modes of the PDE solution either driven by the suboptimal controller u_R^* (leading to the suboptimal trajectory y_R^*) or the (sub)optimal controller u_G^* (leading to the (sub)optimal trajectory y_G^*).

As a first result, the panels (b)–(f) of Fig. 2 show that $h_\lambda^{(1)}$ provides a finite-horizon PM for the whole range of T analyzed here. The parameterization defects of $h_\lambda^{(1)}$ is furthermore robust with respect to variations of T , reaching a (nearly) constant value of about 0.57 for $T \geq 1$. At the same time, a substantial growth of the energy contained in the high modes of the suboptimal trajectories y_R^* (*i.e.* $\|P_\sharp y_R^*(t)\|_{H^1(0,l)}$), is observed from $T = 3$ to $T = 5$ while $\|P_\sharp \tilde{y}_G^*(t)\|_{H^1(0,l)}$ does not change significantly; see Fig. 3. A closer look at the numbers reveals that

$$\left. \begin{aligned} Q(T, y_0; u_R^*) &= 0.57, & \|P_\sharp y_R^*\|_{L^2(0,T;H^1(0,l))} &= 2.26, \\ Q(T, y_0; \tilde{u}_G^*) &= 0.63, & \|P_\sharp \tilde{y}_G^*\|_{L^2(0,T;H^1(0,l))} &= 2.15, \end{aligned} \right\} \quad \text{for } T = 3,$$

$$\left. \begin{aligned} Q(T, y_0; u_R^*) &= 0.59, & \|P_\sharp y_R^*\|_{L^2(0,T;H^1(0,l))} &= 3.0, \\ Q(T, y_0; \tilde{u}_G^*) &= 0.57, & \|P_\sharp \tilde{y}_G^*\|_{L^2(0,T;H^1(0,l))} &= 2.13, \end{aligned} \right\} \quad \text{for } T = 5,$$

which clearly shows that the RHS of the error estimate (4.10) experiences a growth of about 15% when T increases from $T = 3$ to $T = 5$. This growth of the RHS of (4.10) comes with a growth related to the low-mode part of the LHS of (4.10), *i.e.* $\|P_\sharp(u_R^* - \tilde{u}_G^*)\|_{L^2(0,T;L^2(0,l))}^2$, of about 10%. This deviation from \tilde{u}_G^* , observed on its low-mode part, is consistent with the substantial growth observed on the cost value $J(y_R^*, u_R^*)$ as shown in Fig. 2 (a).

To summarize, the error estimate (4.10) given in Corollary 4.2 provides useful (and computable) insights that can be used to guide the design of PM-based suboptimal controllers with good control performance. In particular, it addresses the importance of constructing PMs with small parameterization defects on one hand, while keeping small the energy contained in the high-modes, on the other. While the latter factor can be conceivably alleviated by increasing the dimension of the reduced phase space \mathcal{H}^c , finite-horizon PMs with smaller parameterization defects than proposed by $h_\lambda^{(1)}$ can be thus expected to be even more useful for the design of low-dimensional suboptimal controllers with good performances. The next section addresses the construction of such finite-horizon PMs.

Remark 5.2. *We mention that the numerical results reported in Fig. 1 have been compared with those obtained by solving the reduced optimal control problem (5.17) with the BOCOP toolbox [16]¹³. For the parameters used, the relative error under the L^2 -norm between the controllers numerically obtained by this toolbox and by our calculations has been observed to be within a margin of 0.1%. For the sake of*

¹¹As approximated from the 16-dimensional Galerkin-based reduced optimal problem (A.10).

¹²Note that, given a suboptimal controller, the computation of the parameterization defects here and in latter sections, has been performed by integrating the discrete form (5.35) of (5.1), and by using the formula (3.5), where the H^1 -norm has been used in place of the $\|\cdot\|_\alpha$ -norm; see Definition 3.1 and Section 5.1 for the functional spaces defined in (5.5).

¹³In contrast to the indirect method adopted above, BOCOP uses a direct method combining discretization and interior-point methods to solve the reduced optimal control problem (5.17) as implemented in the solver IPOPT [92]; see the webpage <http://bocop.org> for more information.

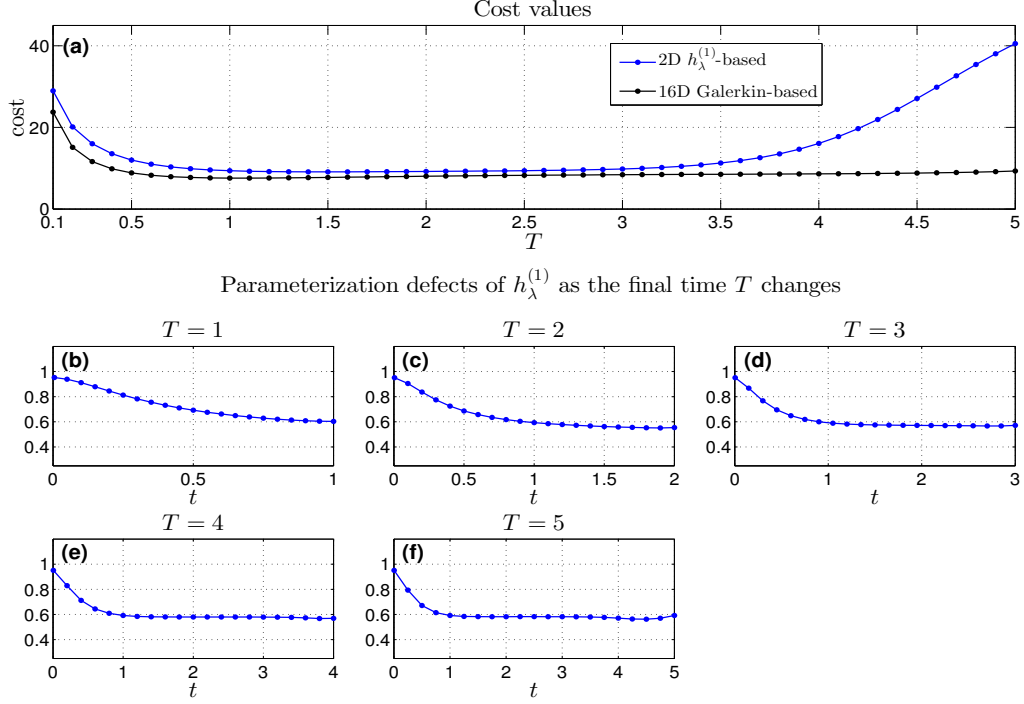


FIGURE 2. (a): The values of the corresponding cost functional J defined by (5.4) associated with the suboptimal pair (y_R^*, u_R^*) as well as the suboptimal pair $(\tilde{y}_G^*, \tilde{u}_G^*)$ as the final time T varies in $[0.1, 6]$, where u_R^* denotes the suboptimal controller synthesized by the $h_\lambda^{(1)}$ -based reduced problem and \tilde{u}_G^* the 16-dimensional Galerkin based one; (b)-(f): The parameterization defect associated with the finite-horizon PM $h_\lambda^{(1)}$ over the time interval $[0, T]$ for various values of T . The parameters are the same as given in Fig. 1.

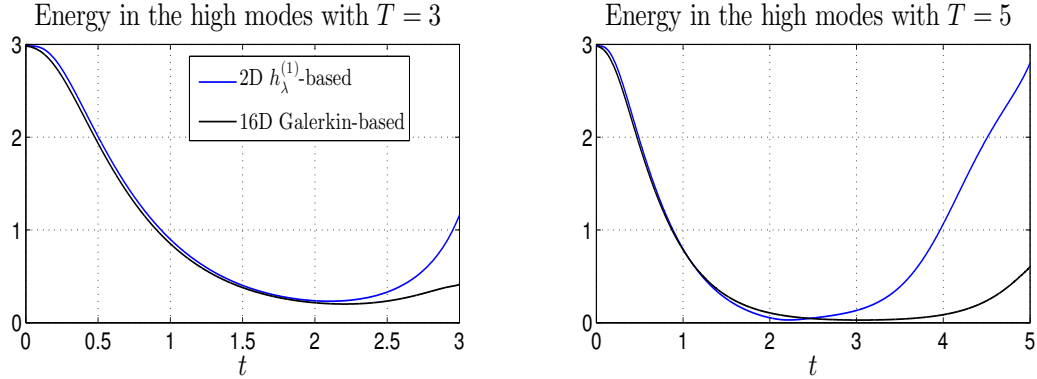


FIGURE 3. Energy contained in the high modes of the suboptimal trajectories y_R^* and \tilde{y}_G^* for $T = 3$ (left panel) and $T = 5$ (right panel). The plotted curves are $\|P_s y_R^*(t)\|_{H^1(0,l)}$ (blue) and $\|P_s \tilde{y}_G^*(t)\|_{H^1(0,l)}$ (black). The parameters are the same as given in Fig. 1.

reproducibility of the results for (5.17), we provide the following numerical values of the components of Y used in (5.37): $\langle Y, e_1 \rangle = 0.2561$ and $\langle Y, e_2 \rangle = -1.9193$.

6. 2D-SUBOPTIMAL CONTROLLER SYNTHESIS BASED ON HIGHER-ORDER FINITE-HORIZON PMs

As illustrated in the previous section in the context of a Burgers-type equation, the finite-horizon PM $h_\lambda^{(1)}$ based on the simple one-layer backward forward system (3.6), can be used efficiently to obtain low-dimensional suboptimal controllers with relatively good performances for certain cases. Figures 2 and 3 indicate that these performances can be altered when the parameterization defects associated with $h_\lambda^{(1)}$ is not specially small, while the energy contained in the high modes of the solution — either driven by the suboptimal controller u_R^* or the optimal controller u^* itself — get large, in agreement with the theoretical predictions of Corollary 4.2. The error estimate (4.10) suggests that other finite-horizon PMs with smaller parameterization defects than $h_\lambda^{(1)}$ should help in the synthesis of suboptimal controllers with better performances. The main purpose of this section is to build effectively such PMs that in particular add higher-order terms to $h_\lambda^{(1)}$ (Theorem 6.1 below) which will turn out to play a crucial role to improve the performances of the $h^{(1)}$ -based suboptimal controllers encountered so far; see Remark 6.1 below.

6.1. Higher-order finite-horizon PMs based on two-layer backward-forward system: Analytic derivation. We follow [25, Sect. 11] and consider the following *two-layer backward-forward system* associated with the uncontrolled version of (5.1):

$$\begin{aligned}
 (6.1a) \quad & \frac{dy_c^{(1)}}{ds} = L_\lambda^c y_c^{(1)}, & s \in [-\tau, 0], \quad y_c^{(1)}(s)|_{s=0} = \xi, \\
 (6.1b) \quad & \frac{dy_c^{(2)}}{ds} = L_\lambda^c y_c^{(2)} + P_c B(y_c^{(1)}, y_c^{(1)}), & s \in [-\tau, 0], \quad y_c^{(2)}(s)|_{s=0} = \xi, \\
 (6.1c) \quad & \frac{dy_s^{(2)}}{ds} = L_\lambda^s y_s^{(2)} + P_s B(y_c^{(2)}, y_c^{(2)}), & s \in [-\tau, 0], \quad y_s^{(2)}(s)|_{s=-\tau} = 0,
 \end{aligned}$$

where $L_\lambda^c := P_c L_\lambda$, $L_\lambda^s := P_s L_\lambda$, and $\xi \in \mathcal{H}^c$.

Similar to the one-layer backward-forward system (3.6), the above system is integrated using a two-step *backward-forward integration procedure* where Eqns. (6.1a)-(6.1b) are integrated first backward, and Eq. (6.1c) is then integrated forward. We will emphasize the dependence on ξ of the high-mode component $y_s^{(2)}$ of this system as $y_s^{(2)}[\xi]$.

Theorem 6.1 below identifies *non-resonance conditions* (NR2) under which the *pullback limit* of $y_s^{(2)}[\xi]$ exists as $\tau \rightarrow \infty$. In particular, it provides an analytical expression of this pullback limit. As it will be supported by the numerical results of Section 6.2, this pullback limit will turn out to give access to finite-horizon PMs for a broad class of targets.

Theorem 6.1. *Consider the two-layer backward-forward system (6.1) associated with the uncontrolled Burgers-type equation (5.1), i.e. with $\mathfrak{C} = 0$. Let \mathcal{H}^c be the subspace spanned by the first two eigenmodes e_1 and e_2 of the corresponding linear operator L_λ defined in (5.6). Assume that the eigenvalues of L_λ satisfy the following non-resonance conditions:*

$$\begin{aligned}
 (NR2) \quad & \begin{aligned}
 & \beta_1(\lambda) + \beta_2(\lambda) - \beta_3(\lambda) > 0, & \beta_1(\lambda) + 2\beta_2(\lambda) - \beta_3(\lambda) > 0, \\
 & 3\beta_1(\lambda) - \beta_3(\lambda) > 0, & 3\beta_1(\lambda) + \beta_2(\lambda) - \beta_3(\lambda) > 0, \\
 & 2\beta_1(\lambda) + \beta_2(\lambda) - \beta_4(\lambda) > 0, & 4\beta_1(\lambda) - \beta_4(\lambda) > 0, \\
 & 2\beta_2(\lambda) - \beta_4(\lambda) > 0.
 \end{aligned}
 \end{aligned}$$

Then the pullback limit of the solution $y_s^{(2)}[\xi]$ to (6.1) exists and is given by:

$$(6.2) \quad h_\lambda^{(2)}(\xi) := \lim_{\tau \rightarrow +\infty} y_s^{(2)}[\xi](-\tau, 0) = \int_{-\infty}^0 e^{-\tau' L_\lambda^s} P_s B(y_c^{(2)}(\tau'), y_c^{(2)}(\tau')) d\tau', \quad \forall \xi \in \mathcal{H}^c.$$

Under the above conditions, $h_\lambda^{(2)}$ has furthermore the following analytic expression:

$$(6.3) \quad h_\lambda^{(2)}(\xi_1 e_1 + \xi_2 e_2) = h_\lambda^{(2),3}(\xi_1, \xi_2) e_3 + h_\lambda^{(2),4}(\xi_1, \xi_2) e_4, \quad (\xi_1, \xi_2) \in \mathbb{R}^2,$$

where

$$(6.4a) \quad h_\lambda^{(2),3}(\xi_1, \xi_2) := \langle h_\lambda^{(2)}(\xi_1 e_1 + \xi_2 e_2), e_3 \rangle = \mathbf{A} \xi_1 \xi_2 + \mathbf{B}(\xi_1)^3 + \mathbf{C} \xi_1 (\xi_2)^2 + \mathbf{D}(\xi_1)^3 \xi_2,$$

$$(6.4b) \quad h_\lambda^{(2),4}(\xi_1, \xi_2) := \langle h_\lambda^{(2)}(\xi_1 e_1 + \xi_2 e_2), e_4 \rangle = \mathbf{E}(\xi_2)^2 + \mathbf{F}(\xi_1)^2 \xi_2 + \mathbf{G}(\xi_1)^4,$$

with

$$(6.5) \quad \begin{aligned} \mathbf{A} &= -\frac{3\alpha}{\beta_1(\lambda) + \beta_2(\lambda) - \beta_3(\lambda)}, \\ \mathbf{B} &= -\frac{3\alpha^2}{(3\beta_1(\lambda) - \beta_3(\lambda))(\beta_1(\lambda) + \beta_2(\lambda) - \beta_3(\lambda))}, \\ \mathbf{C} &= \frac{3\alpha}{(\beta_1(\lambda) + 2\beta_2(\lambda) - \beta_3(\lambda))(\beta_1(\lambda) + \beta_2(\lambda) - \beta_3(\lambda))}, \\ \mathbf{D} &= \frac{3\alpha^3}{(3\beta_1(\lambda) - \beta_3(\lambda))(\beta_1(\lambda) + \beta_2(\lambda) - \beta_3(\lambda))(\beta_1(\lambda) + 2\beta_2(\lambda) - \beta_3(\lambda))} \\ &\quad + \frac{3\alpha^3}{(3\beta_1(\lambda) - \beta_3(\lambda))(3\beta_1(\lambda) + \beta_2(\lambda) - \beta_3(\lambda))(\beta_1(\lambda) + 2\beta_2(\lambda) - \beta_3(\lambda))}, \\ \mathbf{E} &= -\frac{2\alpha}{\beta_2(\lambda) - \beta_4(\lambda)}, \quad \mathbf{F} = -\frac{4\alpha^2}{(2\beta_1(\lambda) + \beta_2(\lambda) - \beta_4(\lambda))(2\beta_2(\lambda) - \beta_4(\lambda))}, \\ \mathbf{G} &= -\frac{4\alpha^3}{(4\beta_1(\lambda) - \beta_4(\lambda))(2\beta_1(\lambda) + \beta_2(\lambda) - \beta_4(\lambda))(2\beta_2(\lambda) - \beta_4(\lambda))}, \end{aligned}$$

and

$$(6.6) \quad \alpha = \frac{\gamma\pi}{\sqrt{2}l^{3/2}}.$$

Remark 6.1. Note that the analytic expression of $h_\lambda^{(2)}$ given in (6.3) can be written as the sum of $h_\lambda^{(1)}$ given by (5.20)¹⁴ associated with the one-layer backward-forward system (3.6), and some other higher-order terms. It is worth noting that the extra five terms contained in the expression of $h_\lambda^{(2)}$ result from the nonlinear self-interactions between the low modes as brought by $P_c B(y_c^{(1)}, y_c^{(1)})$ in (6.1b). Numerical results of Section 6.2 below, support the fact that these extra terms can be interpreted as corrective terms to $h_\lambda^{(1)}$. Indeed, as we will illustrate for the optimal control problem (5.8), these terms can help design suboptimal low-dimensional controller of better performances than those built from $h_\lambda^{(1)}$ -based reduced system; the $h_\lambda^{(2)}$ -based reduced system bringing extra higher-order terms corresponding to “low-high” and “high-high” interactions absent from the $h_\lambda^{(1)}$ -based reduced system. This last point

¹⁴Using the symbols introduced here, $h_\lambda^{(1)}(\xi_1, \xi_2) = \mathbf{A} \xi_1 \xi_2 e_3 + \mathbf{E}(\xi_2)^2 e_4$ from (5.20).

can be observed by comparing (5.25) with (6.17) below, where both reduced systems are derived from the abstract formulation (4.2) by setting the PM function h to be $h_\lambda^{(1)}$ or $h_\lambda^{(2)}$, respectively.

Proof. A simple integration of (6.1) shows that for any $\tau > 0$ and $\xi \in \mathcal{H}^c$ the solution to the backward-forward system (6.1) is given by:

$$(6.7a) \quad y_c^{(1)}(s) = e^{sL_\lambda^\xi} \xi,$$

$$(6.7b) \quad y_c^{(2)}(s) = e^{sL_\lambda^\xi} \xi - \int_s^0 e^{(s-\tau')L_\lambda^\xi} P_c B(y_c^{(1)}(\tau'), y_c^{(1)}(\tau')) d\tau',$$

$$(6.7c) \quad y_s^{(2)}[\xi](-\tau, s) = \int_{-\tau}^s e^{(s-\tau')L_\lambda^\xi} P_s B(y_c^{(2)}(\tau'), y_c^{(2)}(\tau')) d\tau',$$

for all $s \in [-\tau, 0]$.

Due to (6.7c), the pullback limit of $y_s^{(2)}[\xi](-\tau, 0)$ takes the form given in (6.2) provided that the concerned integral exists. We show below that the (NR2)-condition is necessary and sufficient for such an integral to exist. In that respect, the fact that \mathcal{H}^c is spanned by the first two eigenmodes facilitate some of the manipulations as described below.

First, note that the projections of $y_c^{(1)}$ onto e_1 and e_2 , give respectively,

$$(6.8) \quad y_1^{(1)}(s) := \langle y_c^{(1)}(s), e_1 \rangle = e^{\beta_1(\lambda)s} \xi_1, \quad y_2^{(1)}(s) := \langle y_c^{(1)}(s), e_2 \rangle = e^{\beta_2(\lambda)s} \xi_2,$$

where $\xi_i := \langle \xi, e_i \rangle$, $i = 1, 2$.

To determine the projection of $y_c^{(2)}$ against e_1 and e_2 , we need to recall that the nonlinear interaction laws (5.18), give here

$$(6.9) \quad B_{11}^1 = 0, \quad B_{12}^1 = 2\alpha, \quad B_{21}^1 = -\alpha, \quad B_{11}^2 = -\alpha, \quad B_{12}^2 = B_{21}^2 = 0,$$

which leads to

$$\begin{aligned} \langle B(y_c^{(1)}, y_c^{(1)}), e_1 \rangle &= \langle B(y_1^{(1)} e_1 + y_2^{(1)} e_2, y_1^{(1)} e_1 + y_2^{(1)} e_2), e_1 \rangle \\ &= y_1^{(1)} y_2^{(1)} B_{12}^1 - y_1^{(1)} y_2^{(1)} B_{21}^1 = \alpha y_1^{(1)} y_2^{(1)}, \\ \langle B(y_c^{(1)}, y_c^{(1)}), e_1 \rangle &= (y_1^{(1)})^2 B_{11}^2 = -\alpha (y_1^{(1)})^2. \end{aligned}$$

The projection of $y_c^{(2)}$ against e_1 and e_2 are then given by

$$(6.10) \quad \begin{aligned} y_1^{(2)}(s) &:= \langle y_c^{(2)}(s), e_1 \rangle = e^{\beta_1(\lambda)s} \xi_1 - \alpha \int_s^0 e^{\beta_1(\lambda)(s-\tau')} y_1^{(1)}(\tau') y_2^{(1)}(\tau') d\tau', \\ y_2^{(2)}(s) &:= \langle y_c^{(2)}(s), e_2 \rangle = e^{\beta_2(\lambda)s} \xi_2 + \alpha \int_s^0 e^{\beta_2(\lambda)(s-\tau')} (y_1^{(1)}(\tau'))^2 d\tau'. \end{aligned}$$

Relying again on to the nonlinear interaction laws (5.18), we have

$$(6.11) \quad \begin{aligned} B_{11}^3 &= 0, \quad B_{12}^3 = -2\alpha, \quad B_{21}^3 = -\alpha, \quad B_{22}^3 = 0, \\ B_{11}^4 &= B_{12}^4 = B_{21}^4 = 0, \quad B_{22}^4 = -2\alpha, \\ B_{ij}^n &= 0, \quad \forall i, j \in \{1, 2\}, n \geq 5, \end{aligned}$$

which leads to

$$(6.12) \quad \begin{aligned} y_3^{(2)}[\xi](-\tau, s) &:= \langle y_s^{(2)}[\xi](-\tau, s), e_3 \rangle = -3\alpha \int_{-\tau}^s e^{\beta_3(\lambda)(s-\tau')} y_1^{(2)}(\tau') y_2^{(2)}(\tau') d\tau', \\ y_4^{(2)}[\xi](-\tau, s) &:= \langle y_s^{(2)}[\xi](-\tau, s), e_4 \rangle = -2\alpha \int_{-\tau}^s e^{\beta_4(\lambda)(s-\tau')} (y_2^{(2)}(\tau'))^2 d\tau'. \end{aligned}$$

By using the expressions of $y_1^{(2)}$ and $y_2^{(2)}$ given in (6.10) (and using also (6.8)), it can be checked that the limit $h_\lambda^{(2),3} := \lim_{\tau \rightarrow +\infty} y_3^{(2)}[\xi](-\tau, 0)$ exists if and only if the first four inequalities in the (NR2)-condition hold, while $h_\lambda^{(2),3}$ is given by (6.4a) under these conditions. Similarly, the limit $h_\lambda^{(2),4} := \lim_{\tau \rightarrow +\infty} y_4^{(2)}[\xi](-\tau, 0)$ exists if and only if the last three inequalities in the (NR2)-condition hold, and $h_\lambda^{(2),4}$ is given by (6.4b) under these conditions. The theorem is proved. \square

6.2. Controller synthesis based on $h_\lambda^{(2)}$, and control performances: Analytic derivation and numerical results. Analytic derivation of the $h_\lambda^{(2)}$ -based reduced optimal control problem. Following (4.2), the $h_\lambda^{(2)}$ -based reduced system intended to model the dynamics of the low modes $P_\epsilon y$ of (5.1), takes the following abstract form:

$$(6.13) \quad \begin{aligned} \frac{dz}{dt} &= L_\lambda^\epsilon z + P_\epsilon B \left(z + h_\lambda^{(2)}(z), z + h_\lambda^{(2)}(z) \right) + \mathfrak{C} u_R, \quad t \in (0, T], \\ z(0) &= P_\epsilon y_0 \in \mathcal{H}^\epsilon, \end{aligned}$$

where y_0 is the initial datum for the original PDE (5.1).

Analogous to (5.15), the cost functional associated with the reduced system (6.13) is given by

$$(6.14) \quad \widehat{J}_R(z, u_R) = \int_0^T \left(\frac{1}{2} \|z(t) + h_\lambda^{(2)}(z(t))\|^2 + \frac{\mu_1}{2} \|u_R(t)\|^2 \right) dt + C_T(z(T), P_\epsilon Y),$$

where $C_T(z(T), P_\epsilon Y) := \frac{\mu_2}{2} \sum_{i=1}^m |z_i(T) - Y_i|^2$ is the terminal payoff term as defined in (5.24), with Y being some prescribed target for (5.1).

By using the analytic expression of $h_\lambda^{(2)}$ given in (6.3)-(6.5), the cost functional (6.14) can be written into the following explicit form:

$$(6.15) \quad \widehat{J}_R(z, u_R) = \int_0^T \left[\frac{1}{2} \mathcal{G}(z(t)) + \frac{\mu_1}{2} \mathcal{E}(u_R(t)) \right] dt + C_T(z(T), P_\epsilon Y),$$

where

$$(6.16) \quad \begin{aligned} \mathcal{G}(z) &= \frac{1}{2} \|z + h_\lambda^{(2)}(z)\|^2 = \frac{1}{2} \left[(z_1)^2 + (z_2)^2 + (h_\lambda^{(2),3}(\xi_1, \xi_2))^2 + (h_\lambda^{(2),4}(\xi_1, \xi_2))^2 \right], \\ \mathcal{E}(u_R) &= \frac{\mu_1}{2} \|u_R\|^2 = \frac{\mu_1}{2} [(u_{R,1})^2 + (u_{R,2})^2], \end{aligned}$$

with $z_i := \langle z, e_i \rangle$ and $u_{R,i} := \langle u_R, e_i \rangle$, $i = 1, 2$.

Now, by using again the analytic expression

$$h_\lambda^{(2)}(\xi_1 e_1 + \xi_2 e_2) = h_\lambda^{(2),3}(\xi_1, \xi_2) e_3 + h_\lambda^{(2),4}(\xi_1, \xi_2) e_4$$

in (6.13) and projecting this equation against e_1 and e_2 respectively, we obtain, after simplification by using the nonlinear interaction laws (5.18), the following analytic formulation of the $h_\lambda^{(2)}$ -based reduced system (6.13):

$$(6.17) \quad \boxed{\begin{aligned} \frac{dz_1}{dt} &= \beta_1(\lambda) z_1 + \alpha \left(z_1 z_2 + z_2 h_\lambda^{(2),3}(z_1, z_2) + h_\lambda^{(2),3}(z_1, z_2) h_\lambda^{(2),4}(z_1, z_2) \right) + a_{11} u_{R,1}(t) + a_{21} u_{R,2}(t), \\ \frac{dz_2}{dt} &= \beta_2(\lambda) z_2 - \alpha z_1^2 + 2\alpha \left(z_1 h_\lambda^{(2),3}(z_1, z_2) + z_2 h_\lambda^{(2),4}(z_1, z_2) \right) + a_{12} u_{R,1}(t) + a_{22} u_{R,2}(t), \end{aligned}}$$

with $h_\lambda^{(2),3}(z_1, z_2)$ and $h_\lambda^{(2),4}(z_1, z_2)$ given by (6.4)-(6.5).¹⁵

The resulting reduced optimal control problem based on $h_\lambda^{(2)}$ is thus:

$$(6.18) \quad \min \widehat{J}_R(z, u_R) \quad \text{s.t.} \quad (z, u_R) \in L^2(0, T; \mathcal{H}^c) \times L^2(0, T; \mathcal{H}^c) \quad \text{solves (6.17)}.$$

By following similar arguments as provided in Section 5.2 and applying the Pontryagin maximum Principle, we can conclude that for a given pair

$$(\widehat{z}_R^*, \widehat{u}_R^*) \in L^2(0, T; \mathcal{H}^c) \times L^2(0, T; \mathcal{H}^c)$$

to be optimal for the $h_\lambda^{(2)}$ -reduced optimal problem (6.18), it is necessary and sufficient¹⁶ to satisfy the following set of conditions:

$$(6.19) \quad (\widehat{u}_{R,1}^*, \widehat{u}_{R,2}^*) = - \left(\frac{a_{11}\widehat{p}_{R,1}^* + a_{12}\widehat{p}_{R,2}^*}{\mu_1}, \frac{a_{21}\widehat{p}_{R,1}^* + a_{22}\widehat{p}_{R,2}^*}{\mu_1} \right),$$

where $(\widehat{p}_{R,1}^*, \widehat{p}_{R,2}^*)$ is the costate associated with $(\widehat{z}_{R,1}^*, \widehat{z}_{R,2}^*)$, both determined by solving the following BVP:

$$(6.20) \quad \begin{aligned} \frac{dz_1}{dt} &= \beta_1(\lambda)z_1 + \alpha \left(z_1z_2 + z_2h_\lambda^{(2),3}(z_1, z_2) + h_\lambda^{(2),3}(z_1, z_2)h_\lambda^{(2),4}(z_1, z_2) \right) - \frac{1}{2}p_1, \\ \frac{dz_2}{dt} &= \beta_2(\lambda)z_2 - \alpha(z_1)^2 + 2\alpha \left(z_1h_\lambda^{(2),3}(z_1, z_2) + z_2h_\lambda^{(2),4}(z_1, z_2) \right) - \frac{1}{2}p_2, \\ \frac{dp_1}{dt} &= g_1(z, p), \\ \frac{dp_2}{dt} &= g_2(z, p), \end{aligned}$$

subject to the boundary condition

$$(6.21) \quad z_1(0) = \langle y_0, e_1 \rangle, \quad z_2(0) = \langle y_0, e_2 \rangle, \quad p_1(T) = \mu_2(z_1(T) - Y_1), \quad p_2(T) = \mu_2(z_2(T) - Y_2),$$

¹⁵Using this analytic formulation, we mention that the Cauchy problem for (6.17) can be dealt with by carrying out similar (but more tedious) energy estimates as presented in Appendix B for the two-dimensional $h_\lambda^{(1)}$ -based reduced system (5.25).

¹⁶The sufficient part is again due to the fact that the cost functional (6.14) is quadratic in u_R and the dependence on the controller is affine for the system of equations (6.17); see *e.g.* [64, Sect. 5.3] and [88].

where

$$\begin{aligned}
g_1(z, p) := & -z_1 - h_\lambda^{(2),3}(z_1, z_2) \frac{\partial h_\lambda^{(2),3}(z_1, z_2)}{\partial z_1} - h_\lambda^{(2),4}(z_1, z_2) \frac{\partial h_\lambda^{(2),4}(z_1, z_2)}{\partial z_1} \\
& - p_1 \left(\beta_1(\lambda) + \alpha z_2 + \alpha z_2 \frac{\partial h_\lambda^{(2),3}(z_1, z_2)}{\partial z_1} + \alpha \frac{\partial h_\lambda^{(2),3}(z_1, z_2)}{\partial z_1} h_\lambda^{(2),4}(z_1, z_2) \right. \\
& \quad \left. + \alpha h_\lambda^{(2),3}(z_1, z_2) \frac{\partial h_\lambda^{(2),4}(z_1, z_2)}{\partial z_1} \right) \\
& - 2\alpha p_2 \left(-z_1 + h_\lambda^{(2),3}(z_1, z_2) + z_1 \frac{\partial h_\lambda^{(2),3}(z_1, z_2)}{\partial z_1} + z_2 \frac{\partial h_\lambda^{(2),4}(z_1, z_2)}{\partial z_1} \right), \\
g_2(z, p) := & -z_2 - h_\lambda^{(2),3}(z_1, z_2) \frac{\partial h_\lambda^{(2),3}(z_1, z_2)}{\partial z_2} - h_\lambda^{(2),4}(z_1, z_2) \frac{\partial h_\lambda^{(2),4}(z_1, z_2)}{\partial z_2} \\
& - \alpha p_1 \left(z_1 + h_\lambda^{(2),3}(z_1, z_2) + z_2 \frac{\partial h_\lambda^{(2),3}(z_1, z_2)}{\partial z_2} + \frac{\partial h_\lambda^{(2),3}(z_1, z_2)}{\partial z_2} h_\lambda^{(2),4}(z_1, z_2) \right. \\
& \quad \left. + h_\lambda^{(2),3}(z_1, z_2) \frac{\partial h_\lambda^{(2),4}(z_1, z_2)}{\partial z_2} \right) \\
& - p_2 \left(\beta_2(\lambda) + 2\alpha z_1 \frac{\partial h_\lambda^{(2),3}(z_1, z_2)}{\partial z_2} + 2\alpha h_\lambda^{(2),4}(z_1, z_2) + 2\alpha z_2 \frac{\partial h_\lambda^{(2),4}(z_1, z_2)}{\partial z_2} \right).
\end{aligned}$$

The vector field (g_1, g_2) given above has been determined by evaluating $-\nabla_z \hat{H}(z, p, u)$, with the following Hamiltonian \hat{H} , formed by application of the PMP to (6.18)

$$\hat{H}(z, p, u) := \mathcal{G}(z) + \mathcal{E}(u) + p_1 \hat{f}_1(z, u) + p_2 \hat{f}_2(z, u),$$

where (\hat{f}_1, \hat{f}_2) denotes the vector field constituting the RHS of the z -equations in (6.20).

Numerical results. The above BVP is solved again using `bvp4c`, and the resulting two-dimensional suboptimal controller \hat{u}_R^* is obtained according to (6.19). As before, the corresponding suboptimal trajectory \hat{y}_R^* of the PDE (5.1) is computed by driving (5.1) with \hat{u}_R^* , following the numerical procedure described in Section 5.4.

The corresponding control performance is shown in Fig. 4, where the performance of the suboptimal controllers u_R^* and u_G^* associated with respectively the two-dimensional $h_\lambda^{(1)}$ -based reduced optimal control problem (5.17) and the two-dimensional Galerkin-based one (A.5) are also reported for comparison. In panel (a) of Fig. 4, we present the PDE final time solution profile $y(T, \hat{u}_R^*)$, $y(T, u_R^*)$, and $y(T, u_G^*)$ driven respectively by \hat{u}_R^* , u_R^* and u_G^* , for $T = 3$. For these simulations, the target profile Y has been chosen to be again spanned by the first two eigenfunctions, but given this time by

$$(6.22) \quad Y = -0.3 \langle y^+, e_1 \rangle e_1 - 0.1 \langle y^+, e_2 \rangle e_2;$$

the initial profile is taken to be the positive steady state y^+ for the uncontrolled PDE as used in Section 5.5, see panel (b). The two components of the synthesized suboptimal controllers are shown in panel (c), and the parameterization defects associated with respectively $h_\lambda^{(1)}$ and $h_\lambda^{(2)}$ are shown in panel (d). The corresponding cost values and final-time relative L^2 -errors are given in Table 2 below.

The results of Fig. 4 (a) and Table 2 illustrate that for a given reduced phase space — here the two-dimensional vector space \mathcal{H}^c — the slaving relationship of the high-modes (not in \mathcal{H}^c) by the low modes (in \mathcal{H}^c) as parameterized by $h_\lambda^{(2)}$ can turn out to be superior than the one proposed by $h_\lambda^{(1)}$ for the synthesis of suboptimal solutions to (5.8), and can turn out to be clearly advantageous compared

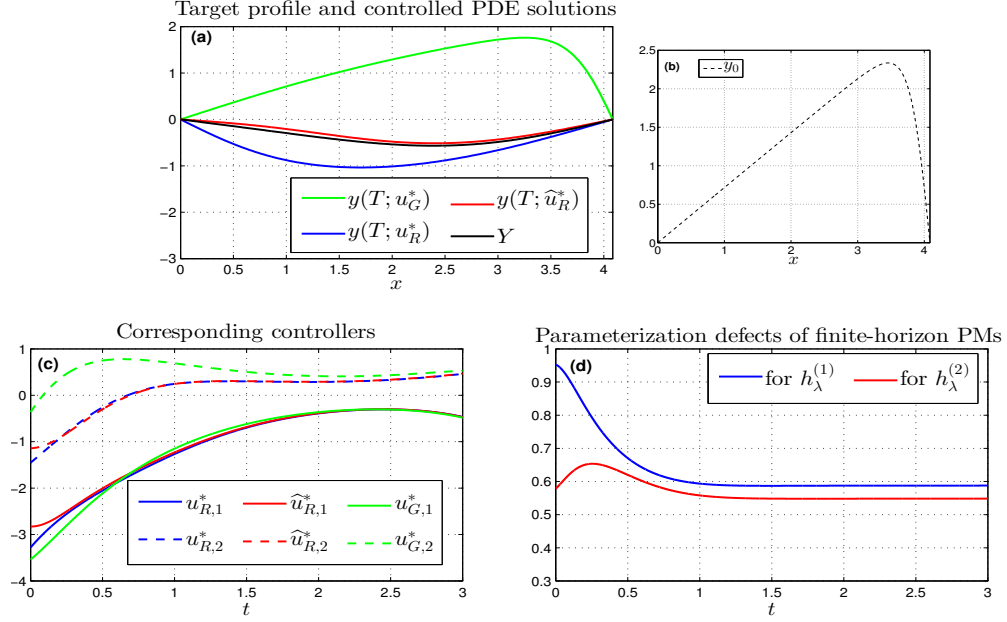


FIGURE 4. (a): Final state at $T = 3$ of the PDE solution profiles driven respectively by the suboptimal controllers u_G^* , u_R^* and \hat{u}_R^* with initial profile taken to be y^+ as shown in (b); also shown in (a) is the target state Y given by (6.22). (c): The suboptimal controllers $u_G^* = u_{G,1}^*e_1 + u_{G,2}^*e_2$ synthesized from the Galerkin-based reduced optimal control problem (A.5); $u_R^* = u_{R,1}^*e_1 + u_{R,2}^*e_2$ synthesized from the $h_\lambda^{(1)}$ -based reduced optimal control problem (5.17); and $\hat{u}_R^* = \hat{u}_{R,1}^*e_1 + \hat{u}_{R,2}^*e_2$ synthesized from the $h_\lambda^{(2)}$ -based reduced optimal control problem (6.18). (d): Finite-horizon parameterization defects of $h_\lambda^{(1)}$ and $h_\lambda^{(2)}$ associated with the PDE (5.1) driven respectively by u_R^* and \hat{u}_R^* over the time interval $[0, 3]$. The system parameters are the same as in Section 5; see caption of Fig. 1.

TABLE 2. Cost values and final-time relative L^2 -errors associated with the suboptimal controllers

	u_G^*	u_R^*	\hat{u}_R^*	\tilde{u}_G^* (with $m = 16$)
$J(y(\cdot; y^+, u), u)$	108.65	12.48	5.07	5.02
Relative L^2 -error: $\ y(T; y^+, u) - Y\ /\ Y\ $	405.60%	107.23%	15.07%	11.41%

The cost J is the one defined in (5.4) associated with the optimal control problem (5.8). This cost is assessed at the suboptimal pairs $(y(\cdot; y^+, u), u)$ with u taken to be either u_G^* , u_R^* , \hat{u}_R^* , or \tilde{u}_G^* . The target Y is given by (6.22). The suboptimal controller u_G^* is synthesized from the 2D Galerkin-based reduced optimal control problem (A.5); u_R^* from the $h_\lambda^{(1)}$ -based (5.17); \hat{u}_R^* from the $h_\lambda^{(2)}$ -based (6.18); and \tilde{u}_G^* from the m -dimensional Galerkin-based one (A.10) with $m = 16$. The latter serves as a benchmark here. The model parameters are those used for Fig. 1.

to suboptimal solutions for which no slaving relationship whatsoever is involved such as for those built from the 2D Galerkin-based reduced optimal control problem (A.5). Again, Corollary 4.2 and the error estimate (4.10) provide theoretical insights that help understand why improving the quality of such a slaving relationship participate to improve the performance of a suboptimal controller. For instance, the improvement in getting closer to the prescribed target Y (Fig. 4 (d)) — accompanied

with a noticeable reduction of the cost values (Table 2) — occurs when the PDE (5.1) is driven by the $h^{(2)}$ -based suboptimal controller \hat{u}_R^* instead of the $h^{(1)}$ -based one u_R^* , and goes with a parameterization defect (overall) smaller for $h^{(2)}$ than for $h^{(1)}$ (Fig. 4 (d)). Interestingly, this reduction of the parameterization defect comes with the higher-order terms contained in $h_\lambda^{(2)}$ (see Theorem 6.1) that can be thus reasonably interpreted as correction terms to the parameterization proposed by $h_\lambda^{(1)}$; see also Remark 6.1.

However, such a statement has to be nuanced and an $h_\lambda^{(2)}$ -based reduced system does not always lead to the significant advantages in the design of suboptimal solutions such as illustrated in Fig. 4. The caveat relies on the fact that the parameterization defect associated with $h_\lambda^{(2)}$ also depends on the target profile. For instance, with the sign-changing target (5.37) used in the experiments of Section 5.5, the suboptimal solutions designed from (6.18) achieve comparable performances than those designed from (5.17).

These remarks motivate further analysis to arbitrate whether the success achieved for the target prescribed in (6.22) are pathological or robust, to some extent. For that purpose, we considered deformations of the target (6.22) taken to be of the form

$$(6.23) \quad Y_{\sigma_1, \sigma_2} = -\sigma_1 \langle y^+, e_1 \rangle e_1 - \sigma_2 \langle y^+, e_2 \rangle e_2,$$

with $\sigma_1 \in [0.2, 0.7]$ and $\sigma_2 \in [0.01, 0.5]$, and we solved the corresponding $h_\lambda^{(2)}$ -based (resp. $h_\lambda^{(1)}$ -based) reduced optimal problem to provide the corresponding $h_\lambda^{(2)}$ -based (resp. $h_\lambda^{(1)}$ -based) suboptimal solutions. As benchmark¹⁷, these solutions are compared with those obtained from the m -dimensional Galerkin-based reduced optimal problem (A.10) with $m = 16$. The results are reported in Fig. 5 and in Fig. 6 below. Figure 5 shows for each (σ_1, σ_2) the corresponding relative L^2 -errors at the final-time solution profiles compared with the target Y_{σ_1, σ_2} ; and Figure 6 shows the cost values associated with the suboptimal controllers u_R^* and \hat{u}_R^* , on one hand, and \tilde{u}_G^* obtained from the m -dimensional Galerkin-based reduced problem, on the other.

Figures 5 and 6 show that the good performance achieved by the $h_\lambda^{(2)}$ -based suboptimal controller shown in Fig. 4 (a), is not isolated and can be even further improved to a broad region of the (σ_1, σ_2) -parameter space when Y_{σ_1, σ_2} is changed accordingly. Compared to the bad performances observed on Fig. 5 (top panel) for the $h_\lambda^{(1)}$ -based suboptimal controllers, these $h^{(2)}$ -based results provide strong evidence that the higher-order terms brought by $h_\lambda^{(2)}$ with respect to $h_\lambda^{(1)}$, act as corrective terms in the high-mode parametrization proposed by $h_\lambda^{(1)}$.

These numerical results together with the theoretic results of Corollary 4.2 suggest that in order to design reduced problems whose solutions would provide even better control performance than those reported here, one can try to construct finite-horizon PMs with smaller parameterization defects than those achieved by $h_\lambda^{(2)}$. In that respect, the discussions and results of [25, Sect. 8.3-8.5], presented in the context of asymptotic PMs, can be valuable. In connection to the discussion concerning Figs. 2 and 3 in Section 5.5, the searching for better slaving relationships between the \mathcal{H}^5 -modes and the \mathcal{H}^c -modes can be combined with the usage of higher dimensional reduced phase spaces \mathcal{H}^c so that the energy kept in the high modes gets reduced. The next section shows that a moderate increase of $\dim(\mathcal{H}^c)$ can actually already help improve the performances based on $h_\lambda^{(1)}$, in the case of locally distributed control laws.

¹⁷Here, 4 significant digits of the cost J are ensured with $m = 16$ by comparing with cost values associated with higher-dimensional suboptimal controller synthesized from (A.10).

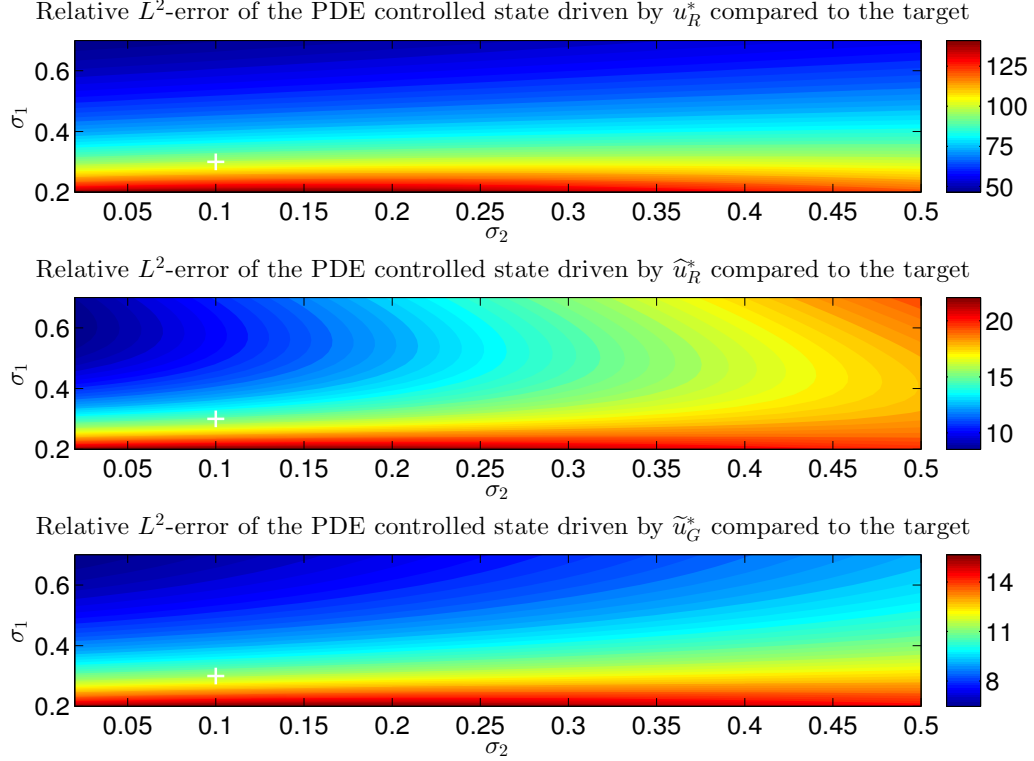


FIGURE 5. (σ_1, σ_2) -dependence of the relative L^2 -error of the PDE final state $y(T, y^+; u)$ compared to the target Y_{σ_1, σ_2} given by (6.23). Here the controller u is taken to be either u_R^* (**upper panel**), or \hat{u}_R^* (**middle panel**), or \hat{u}_G^* (**lower panel**); the parameters σ_1 and σ_2 are taken to be $\sigma_1 \in [0.2, 0.7]$ and $\sigma_2 \in [0, 0.5]$; and the final time is $T = 3$. The markers “+” in the plots correspond to the results shown in Fig. 4, for $(\sigma_1, \sigma_2) = (0.3, 0.1)$.

7. SYNTHESIS OF m -DIMENSIONAL LOCALLY DISTRIBUTED SUBOPTIMAL CONTROLLERS

In this last section, we consider the more challenging case of optimal locally distributed control problems associated with the Burgers-type equation (5.1). This situation corresponds to the case where the linear operator \mathfrak{C} is associated with the characteristic function χ_Ω of a subdomain $\Omega \subset [0, l]$, such that for any $u \in \mathcal{H} = L^2(0, l)$, the action of \mathfrak{C} on u is defined by:

$$(7.1) \quad \mathfrak{C}u(x) = \chi_\Omega(x)u(x), \quad \forall x \in [0, l].$$

As used in the fully distributed case in the previous sections, we will consider for some prescribed (time-independent) target Y , cost functionals of *terminal payoff type* such as:

$$(7.2) \quad J^{\text{TP}}(y, u) = \int_0^T \left(\frac{1}{2} \|y(t; y_0, u)\|^2 + \frac{\mu_1}{2} \|u(t)\|^2 \right) dt + \frac{\mu_2}{2} \|y(T; y_0, u) - Y\|^2,$$

but also cost functionals of *tracking type*:

$$(7.3) \quad J^{\text{track}}(y, u) = \int_0^T \left(\frac{1}{2} \|y(t; y_0, u) - Y\|^2 + \frac{\mu_1}{2} \|u(t)\|^2 \right) dt,$$

where in both cases, μ_1 and μ_2 are some positive parameters.

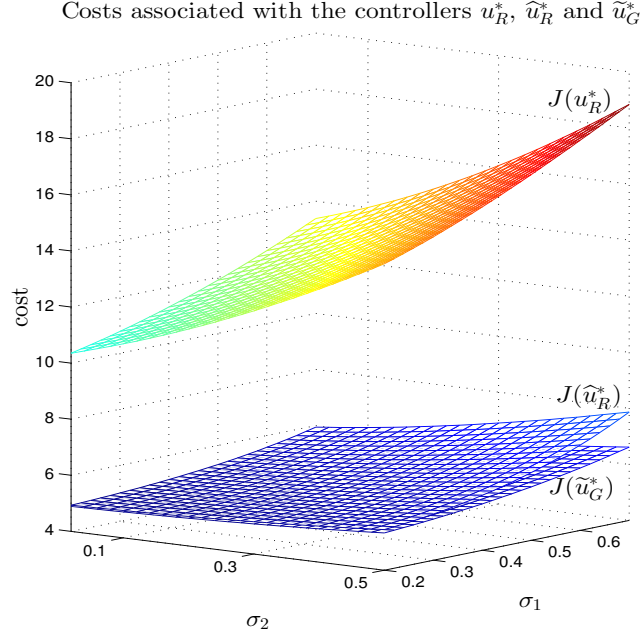


FIGURE 6. (σ_1, σ_2) -dependence of the cost values $J(y, u)$ given by (5.4) when $u = u_R^*$, $u = \hat{u}_R^*$ and $u = \tilde{u}_G^*$, respectively. The parameters σ_1 and σ_2 vary in $[0.2, 0.7]$ and in $[0, 0.5]$, respectively. The final time is still $T = 3$.

The optimal control problem takes thus one of the following forms:

$$(7.4) \quad \begin{aligned} & \min J^{\text{TP}}(y, u) \quad \text{with } J^{\text{TP}} \text{ defined in (7.2)} \quad \text{s.t.} \\ & (y, u) \in L^2(0, T; \mathcal{H}) \times L^2(0, T; \mathcal{H}) \text{ solves the problem (5.1)–(5.3).} \end{aligned}$$

or

$$(7.5) \quad \begin{aligned} & \min J^{\text{track}}(y, u) \quad \text{with } J^{\text{track}} \text{ defined in (7.3)} \quad \text{s.t.} \\ & (y, u) \in L^2(0, T; \mathcal{H}) \times L^2(0, T; \mathcal{H}) \text{ solves the problem (5.1)–(5.3).} \end{aligned}$$

The goal of this last section is to show that the PM-approach introduced above provides an efficient way to design suboptimal solutions for such optimal control problems associated with locally distributed control laws. For simplicity, we will focus on the performance achieved by the $h_\lambda^{(1)}$ -based reduced system for the design of such suboptimal solutions, that is the following m -dimensional reduced system

$$(7.6) \quad \frac{dz}{dt} = L_\lambda^\xi z + P_\epsilon B \left(z + h_\lambda^{(1)}(z), z + h_\lambda^{(1)}(z) \right) + P_\epsilon \chi_\Omega u_R(t), \quad t \in (0, T],$$

will be at the core of our synthesis of suboptimal controllers.

It is worthwhile to note that in general, the choice of the reduced dimension, m , depends typically on the system parameters such as the viscosity ν , the domain size l and the control parameter λ ; and m is chosen so that the resolved modes explain a sufficient large portion of the energy contained in the PDE solution. For the particular case of locally distributed control laws, the size and the location of the subdomain Ω plays also a determining role in sizing “a good” m . For instance, the smaller the subdomain Ω will be, the larger the dimension m will need to be in order to obtain a reduced system useful for the design of good suboptimal controllers. Intuitively, this is related to the fact that further eigenmodes are needed in order to obtain a reasonably good approximation of the

characteristic function χ_Ω when the size of the support Ω is further reduced. This intuition will be numerically confirmed in Section 7.3 below, where a reduction of 40 percent of the domain compared to the globally distributed case analyzed in Section 5.5, led to a choice of $m = 4$ for a design of suboptimal controllers with comparable performances than those achieved in Section 5.5, from two-dimensional reduced systems.

We now describe the $h_\lambda^{(1)}$ -based reduced optimal control that will serve us to design the corresponding suboptimal controllers. First, note that the cost functional associated with (7.6) takes one of the following forms

$$(7.7) \quad J_R^{\text{TP}}(z, u_R) = \int_0^T \left(\frac{1}{2} \|z + h_\lambda^{(1)}(z)\|^2 + \frac{\mu_1}{2} \|u_R\|^2 \right) dt + \frac{\mu_2}{2} \|z(T; z_0, u_R) - P_c Y\|,$$

or

$$(7.8) \quad J_R^{\text{track}}(z, u_R) = \int_0^T \left(\frac{1}{2} \|z + h_\lambda^{(1)}(z) - Y\|^2 + \frac{\mu_1}{2} \|u_R\|^2 \right) dt,$$

depending on whether (7.2) or (7.3) is considered.

The reduced optimal control problem for (7.4) reads then as follows:

$$(7.9) \quad \min J_R^{\text{TP}}(z, u_R) \quad \text{s.t.} \quad (z, u_R) \in L^2(0, T; \mathcal{H}^c) \times L^2(0, T; \mathcal{H}^c) \quad \text{solves} \quad (7.6).$$

Accordingly, the reduced optimal control problem for (7.5) reads:

$$(7.10) \quad \min J_R^{\text{track}}(z, u_R) \quad \text{s.t.} \quad (z, u_R) \in L^2(0, T; \mathcal{H}^c) \times L^2(0, T; \mathcal{H}^c) \quad \text{solves} \quad (7.6).$$

7.1. Analytic derivation of m -dimensional $h_\lambda^{(1)}$ -based reduced systems for the design of suboptimal controllers. In this subsection, we derive explicit forms of the reduced suboptimal control problems (7.9) and (7.10). Details are presented for (7.9), while the analogous derivation for (7.10) is left to the interested reader. For this purpose, let us first examine the existence of the finite-horizon PM candidate $h_\lambda^{(1)}$. We know from Section 3.2 that the pullback limit $h_\lambda^{(1)}$ associated with the backward-forward system (3.6) exists when the (NR)-condition holds. For the Burgers equation considered here, due to the nonlinear interaction relations (5.18), the (NR)-condition reads as follows:

$$(7.11) \quad \forall n > m, \quad \forall i \in \{1, \dots, m\}, \quad \left(n - i \in \{1, \dots, m\} \right) \implies \left(\beta_i(\lambda) + \beta_{n-i}(\lambda) - \beta_n(\lambda) > 0 \right).$$

By using the analytic expression of the eigenvalues as given in (5.9), we get

$$(7.12) \quad \beta_i(\lambda) + \beta_{n-i}(\lambda) - \beta_n(\lambda) = \lambda + \frac{\nu \pi^2 (n^2 - i^2 - (n - i)^2)}{l^2},$$

which is positive for all values of λ of interest here ($\lambda > \lambda_c := \frac{\nu \pi^2}{l^2}$). Consequently, the pullback limit $h_\lambda^{(1)}$ always exists for such given λ , and its analytic form provided in (3.11) reads as follows for the problem considered here:

$$(7.13) \quad h_\lambda^{(1)}(\xi) = \sum_{n>m} h_\lambda^{(1),n}(\xi) e_n,$$

where

$$(7.14) \quad h_\lambda^{(1),n}(\xi) = \sum_{\substack{i_1+i_2=n \\ 1 \leq i_1, i_2 \leq m}} \frac{\xi_{i_1} \xi_{i_2}}{\beta_{i_1}(\lambda) + \beta_{i_2}(\lambda) - \beta_n(\lambda)} \left\langle B(e_{i_1}, e_{i_2}), e_n \right\rangle.$$

From (7.14), it is clear that $h_\lambda^{(1),n} = 0$ for all $n > 2m$. Note also that it follows from the nonlinear interaction laws (5.18) that

$$\langle B(e_i, e_{n-i}), e_n \rangle + \langle B(e_{n-i}, e_i), e_n \rangle = -n\alpha,$$

where $\alpha = \frac{\gamma\pi}{\sqrt{2}l^{3/2}}$. By using this identity, we can rewrite $h_\lambda^{(1),n}$ for $n = m+1, \dots, 2m$ as follows:

$$(7.15) \quad h_\lambda^{(1),n}(\xi) = \begin{cases} -n\alpha \sum_{i=n-m}^{(n-1)/2} \frac{\xi_i \xi_{n-i}}{\beta_i(\lambda) + \beta_{n-i}(\lambda) - \beta_n(\lambda)}, & \text{if } n \text{ is odd,} \\ -\frac{n\alpha}{2} \left(\sum_{i=n-m}^{(n-2)/2} \frac{2\xi_i \xi_{n-i}}{\beta_i(\lambda) + \beta_{n-i}(\lambda) - \beta_n(\lambda)} + \frac{(\xi_{n/2})^2}{2\beta_{n/2}(\lambda) - \beta_n(\lambda)} \right), & \text{if } n \text{ is even.} \end{cases}$$

where the convention that the sum is zero when the lower bound of the summation index is greater than its upper bound, has been adopted.

Let us denote by M the matrix whose components are given by

$$(7.16) \quad M(i, j) := \langle \chi_\Omega e_i, e_j \rangle, \quad 1 \leq i, j \leq m.$$

Let us also introduce

$$(7.17) \quad v_R(t) := M^{\text{tr}} u_R(t).$$

By rewriting the reduced system (7.6) as

$$(7.18) \quad \frac{dz_i}{dt} = \beta_i(\lambda) z_i + \left\langle B\left(z + h_\lambda^{(1)}(z), z + h_\lambda^{(1)}(z)\right), e_i \right\rangle + v_{R,i}(t), \quad t \in (0, T], \quad i = 1, \dots, m,$$

and by using the expansions

$$z = \sum_{i=1}^m z_i e_i, \quad h_\lambda^{(1)}(z) = \sum_{n=m+1}^{2m} h_\lambda^{(1),n}(z) e_n,$$

along with the nonlinear interaction relations (5.18), the above system of equations becomes:

$$(7.19) \quad \boxed{\begin{aligned} \frac{dz_i}{dt} = & \beta_i(\lambda) z_i + i\alpha \overbrace{\left(- \sum_{j=1}^{\lfloor i/2 \rfloor} \omega_{i,j} z_j z_{i-j} + \sum_{j=i+1}^m z_j z_{j-i} \right)}^{(a)} + i\alpha \overbrace{\sum_{j=m-i+1}^m z_j h_\lambda^{(1),j+i}(z)}^{(b)} \\ & + i\alpha \underbrace{\sum_{n=m+1}^{2m-i} h_\lambda^{(1),n}(z) h_\lambda^{(1),n+i}(z)}_{(c)} + v_{R,i}(t), \quad t \in (0, T], \quad i = 1, \dots, m, \end{aligned}}$$

where $\lfloor x \rfloor$ denotes the largest integer less than x ; $h_\lambda^{(1),n}$ is provided by (7.15); and the coefficients $\omega_{i,j}$ are given by

$$\omega_{i,j} := \begin{cases} 1, & \text{if } i \text{ is odd, or if } i \text{ is even and } j \neq i/2, \\ 1/2, & \text{if } i \text{ is even and } j = i/2. \end{cases}$$

In the above system, the terms gathered in (a) correspond to the self-interactions between the low modes: $\langle B(z, z), e_i \rangle$, the terms gathered in (b) correspond to the cross-interactions between the low and (unresolved) high modes such as parameterized by $h_\lambda^{(1)}$: $\langle B(z, h_\lambda^{(1)}(z)), e_i \rangle + \langle B(h_\lambda^{(1)}(z), z), e_i \rangle$,

and the terms gathered in (c) correspond to the self-interactions between the high modes (still such as parameterized by $h_\lambda^{(1)}$) as projected onto \mathcal{H}^c : $\langle B(h_\lambda^{(1)}(z), h_\lambda^{(1)}(z)), e_i \rangle$.

Note that in the case $m = 2$ the system (7.19) takes the same functional form as the $h_\lambda^{(1)}$ -based reduced system (5.25) derived in Section 5.2 for the globally distributed control case, only the matrices given in (5.14) and (7.16) differ. We refer again to Appendix B for an analysis of the Cauchy problem associated with (7.19), leaving to the interested reader the generalization to the m -dimensional case.

7.2. Synthesis of m -dimensional locally distributed suboptimal controllers. We apply once more the Pontryagin maximum principle to derive boundary value problems to be satisfied by an $h_\lambda^{(1)}$ -based suboptimal controller. We focus again on the case with terminal payoff given by (7.9), and indicate necessary changes for the case of tracking type (7.10) at the end of this subsection.

Let us denote the RHS of (7.19) by $f(z, v_R)$. The Hamiltonian associated with the cost functional (7.7) reads then as follows:

$$(7.20) \quad H(z, p, u_R) := \frac{1}{2} \|z + h_\lambda^{(1)}(z)\|^2 + \frac{\mu_1}{2} \|u_R\|^2 + p^{\text{tr}} f(z, v_R)$$

where $p := (p_1, \dots, p_m)^{\text{tr}}$ is the costate, and $v_R = M^{\text{tr}} u_R$; see (7.17).

Recall also that the terminal payoff, denoted by $C_T(z(T), P_c Y)$, reads in this case:

$$(7.21) \quad C_T(z(T), P_c Y) := \frac{\mu_2}{2} \sum_{i=1}^m |z_i(T) - Y_i|^2.$$

It follows from the Pontryagin maximum principle that for a given pair

$$(z_R^*, v_R^*) \in L^2(0, T; \mathcal{H}^c) \times L^2(0, T; \mathcal{H}^c)$$

to be optimal for the reduced problem (7.9), it must satisfy the following conditions for all $i = 1, \dots, m$ (see *e.g.* [64, Chap. 5]):

$$(7.22a) \quad \frac{dz_R^*}{dt} = \nabla_p H(z_R^*, p_R^*, v_R^*) = f(z_R^*, v_R^*),$$

$$(7.22b) \quad \frac{dp_R^*}{dt} = -\nabla_z H(z_R^*, p_R^*, v_R^*) = g(z_R^*, p_R^*),$$

$$(7.22c) \quad \nabla_{u_R} H(z_R^*, p_R^*, v_R^*) = 0,$$

$$(7.22d) \quad p_R^*(T) = \nabla_z C_T(z_R^*(T), P_c Y),$$

where $v_R^* = M^{\text{tr}} u_R^*$; $p_R^* = \sum_{i=1}^m p_{R,i}^* e_i$ denotes the costate associated with z_R^* ; and the vector field $(g_1, \dots, g_m)^{\text{tr}}$ is defined by

$$(7.23) \quad g_i(z, p) := -\frac{\partial H(z, p, v_R)}{\partial z_i} = -z_i - \sum_{n=m+1}^{2m} h_\lambda^{(1),n}(z) \frac{\partial h_\lambda^{(1),n}(z)}{\partial z_i} - \sum_{j=1}^m p_j \frac{\partial f_j(z, v_R)}{\partial z_i}, \quad i = 1, \dots, m.$$

Here the partial derivatives $\frac{\partial h_\lambda^{(1),n}(z)}{\partial z_i}$ can be obtained by using the expression of $h_\lambda^{(1),n}$ given in (7.15) which leads to

$$(7.24) \quad \frac{\partial h_\lambda^{(1),n}(z)}{\partial z_i} = \begin{cases} \frac{-j\alpha z_{n-i}}{\beta_i(\lambda) + \beta_{n-i}(\lambda) - \beta_n(\lambda)}, & \text{if } n \in \{m+1, \dots, 2m\} \text{ and } i \in \{n-m, \dots, m\}, \\ 0, & \text{otherwise.} \end{cases}$$

The formula for $\frac{\partial f_j(z, v_R)}{\partial z_i}$ can be obtained by taking the corresponding partial derivative of the RHS of (7.19) form which we obtain after simplifications

$$(7.25) \quad \frac{\partial f_j(z, v_R)}{\partial z_i} = \beta_j(\lambda) \delta_{ij} + j\alpha(I_{j,i}^a + I_{j,i}^b + I_{j,i}^c),$$

where δ_{ij} denotes the Kronecker delta, and $I_{j,i}^a$, $I_{j,i}^b$ and $I_{j,i}^c$ are given by

$$(7.26) \quad I_{j,i}^a = \frac{\partial}{\partial z_i} \left(- \sum_{k=1}^{\lfloor j/2 \rfloor} \omega_{j,k} z_k z_{j-k} + \sum_{k=j+1}^m z_k z_{k-j} \right) = \begin{cases} z_{i-j}, & \text{if } i > j, \\ z_{i+j}, & \text{if } i = j \text{ and } i+j \leq m, \\ z_{i+j} - z_{j-i}, & \text{if } i < j \text{ and } i+j \leq m, \\ -z_{j-i}, & \text{if } i < j \text{ and } i+j > m, \\ 0, & \text{otherwise;} \end{cases}$$

$$(7.27) \quad I_{j,i}^b = \frac{\partial}{\partial z_i} \left(\sum_{k=m-j+1}^m z_k h_\lambda^{(1),k+j}(z) \right) = \begin{cases} h_\lambda^{(1),i+j} + \sum_{k=m-j+1}^m z_k \frac{\partial h_\lambda^{(1),k+j}(z)}{\partial z_i}, & \text{if } i+j > m, \\ \sum_{k=m-j+1}^m z_k \frac{\partial h_\lambda^{(1),k+j}(z)}{\partial z_i}, & \text{if } i+j \leq m; \end{cases}$$

and

$$(7.28) \quad I_{j,i}^c = \frac{\partial}{\partial z_i} \left(\sum_{n=m+1}^{2m-j} h_\lambda^{(1),n}(z) h_\lambda^{(1),n+j}(z) \right) = \sum_{n=m+1}^{2m-j} \left(\frac{\partial h_\lambda^{(1),n}(z)}{\partial z_i} h_\lambda^{(1),n+j}(z) + h_\lambda^{(1),n}(z) \frac{\partial h_\lambda^{(1),n+j}(z)}{\partial z_i} \right).$$

We derive next a relation between u_R^* and p_R^* , which when used in (7.22) leads to a BVP for (z_R^*, p_R^*) to be solved in order to find u_R^* . To this end, note that from the expression of the Hamiltonian H given in (7.20), we obtain the following expression of $\nabla_{u_R} H(z_R^*, p_R^*, u_R^*)$, which written component-wise, gives:

$$\frac{\partial H}{\partial u_{R,i}}(z_R^*, p_R^*, u_R^*) = \mu_1 u_{R,i}^* + \sum_{j=1}^m p_{R,j}^* \frac{\partial f_j}{\partial u_{R,i}}(z_R^*, M^{\text{tr}} u_R^*) = \mu_1 u_{R,i}^* + \sum_{j=1}^m p_{R,j}^* M(i, j), \quad i \in \{1, \dots, m\}.$$

The first-order optimality condition (7.22c) leads to

$$(7.29) \quad u_R^* = -\frac{1}{\mu_1} M p_R^*,$$

where M is given by (7.16).

It follows then that the controller v_R^* in (7.22a) takes the form:

$$(7.30) \quad v_R^* = M^{\text{tr}} u_R^* = -\frac{1}{\mu_1} M^{\text{tr}} M p_R^*.$$

To summarize, corresponding to the $h^{(1)}$ -based reduced optimal control problem (7.9), we have derived the following BVP to be satisfied by the optimal trajectory z_R^* and its costate p_R^* :

$$(7.31a) \quad \frac{dz_{R,i}^*}{dt} = f_i(z_R^*, v_R^*), \quad t \in (0, T],$$

$$(7.31b) \quad \frac{dp_{R,i}^*}{dt} = g_i(z_R^*, p_R^*), \quad t \in (0, T],$$

$$(7.31c) \quad z_{R,i}^*(0) = y_{0,i}, \quad p_{R,i}^*(T) = \mu_2(z_{R,i}^*(T) - Y_i), \quad i = 1, \dots, m,$$

where v_R^* is given by (7.30), $y_{0,i}$ is the projection of the initial data y_0 for the underlying PDE (5.1) against e_i , and the boundary condition for p_R^* is derived from the terminal condition (7.22d) by using the expression of the terminal payoff C_T given in (7.21). Once (7.31) is solved, the m -dimensional controller u_R^* given by (7.29) constitutes our $h^{(1)}$ -based suboptimal controller for the optimal control problem (7.4). Note that u_R^* synthesized this way turns out to be the unique optimal controller for the reduced problem (7.9) for the same reasons pointed out in Section 5.3.

The corresponding BVP associated with the reduced optimal control problem (7.10) can be derived in the same fashion; and we indicate below the necessary changes. In this case, the Hamiltonian associated with the cost functional (7.8) reads:

$$(7.32) \quad \tilde{H}(z, p, u_R) := \frac{1}{2} \|z + h_\lambda^{(1)}(z) - Y\|^2 + \frac{\mu_1}{2} \|u_R\|^2 + p^{\text{tr}} f(z, v_R).$$

The resulting BVP reads:

$$(7.33a) \quad \frac{dz_{R,i}^*}{dt} = f_i(z_R^*, v_R^*), \quad t \in (0, T],$$

$$(7.33b) \quad \frac{dp_{R,i}^*}{dt} = \tilde{g}_i(z_R^*, p_R^*), \quad t \in (0, T],$$

$$(7.33c) \quad z_{R,i}^*(0) = y_{0,i}, \quad p_{R,i}^*(T) = 0, \quad i = 1, \dots, m,$$

where $f(z, v_R)$ denotes the RHS of (7.19), v_R^* is still given by (7.30), but in contrast to g_i given by (5.28), the components \tilde{g}_i of the vector field involved in the RHS of the p -equations of (7.33), are now given by

$$(7.34) \quad \tilde{g}_i(z, p) := -\frac{\partial \tilde{H}}{\partial z_i} = -(z_i - Y_i) - \sum_{n=m+1}^{2m} (h_\lambda^{(1),n}(z) - Y_n) \frac{\partial h_\lambda^{(1),n}(z)}{\partial z_i} - \sum_{j=1}^m p_j \frac{\partial f_j(z, v_R)}{\partial z_i}, \quad i = 1, \dots, m.$$

Once the above BVP (7.33) is solved, we take u_R^* given by (7.29) with p_R^* obtained from (7.33) as the $h^{(1)}$ -based suboptimal controller for the optimal control problem (7.5).

7.3. Control performances: Numerical results. To assess the ability of the $h^{(1)}$ -based reduced optimal control problems (7.9) and (7.10) in synthesizing suboptimal controllers of good performance for respectively the optimal control problems (7.4) and (7.5), we consider the case where the characteristic function χ_Ω is supported on the subdomain $\Omega = [0.2l, 0.8l]$, and the target is taken to be the target Y used in (5.37) for the experiments of Section 5.5. As pointed out prior to Section 7.1, to achieve performances comparable to those achieved in Section 5.5, it turned out that four-dimensional $h^{(1)}$ -based reduced systems were required for the design of suboptimal controllers, instead of the two-dimensional reduced systems of Section 5.5. As explained above, this increase of the dimension of the resolved subspace \mathcal{H}^c results from the spatial localization of the controller dealt with here.

Figures 7 and 8 show the performances achieved by the resulting four-dimensional $h^{(1)}$ -based suboptimal controllers, corresponding to the cost functional of terminal-payoff type (7.2). The left panel of Fig. 7 shows the PDE solution field driven by the corresponding suboptimal controller field shown on the right panel of the same figure. The left panel of Fig. 8 shows the final-time solution profile, while the right panel shows the corresponding parameterization defect associated with $h_\lambda^{(1)}$. The corresponding cost value and relative L^2 -error of the final time solution profile compared with the target are given by

$$J^{\text{TP}}(y(\cdot; y_0, u_R^*), u_R^*) = 1.49, \quad \frac{\|y(T; y_0, u_R^*) - Y\|}{\|Y\|} = 9.52\%.$$

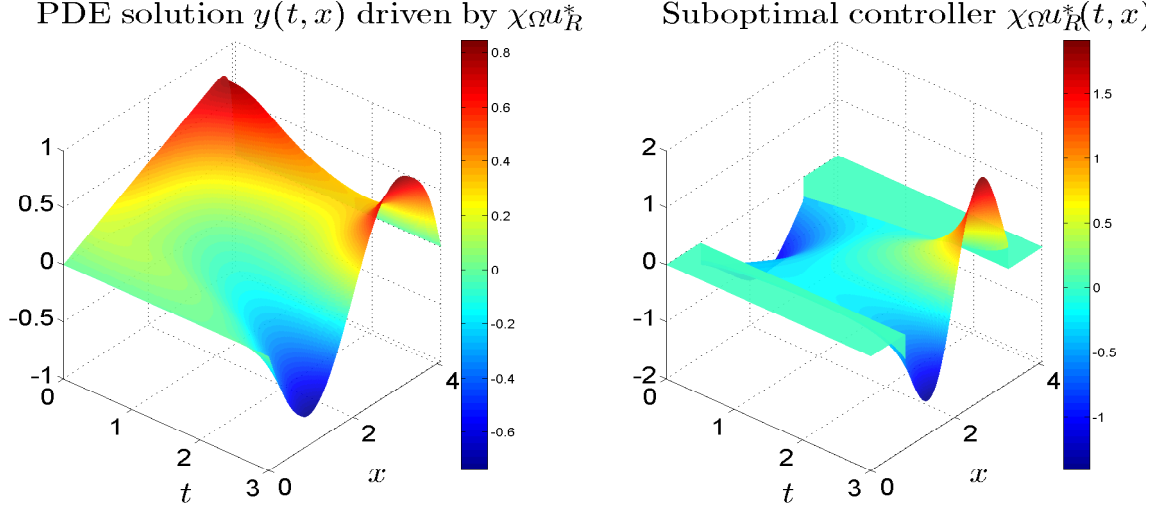


FIGURE 7. **Left panel:** The PDE solution field driven by the suboptimal controller u_R^* synthesized by solving the $h_\lambda^{(1)}$ -based reduced problem (7.9). **Right panel:** The suboptimal controller u_R^* subject to the action of χ_Ω . The support of the characteristic function χ_Ω is taken to be $\Omega = [0.2l, 0.8l]$. \mathcal{H}^c is taken to be spanned by the first four leading eigenmodes ($m = 4$); the target Y is given by (5.37); and the initial datum is $0.5y^+$. The parameters are $l = 1.3\pi$, $\lambda = 7\lambda_c$, $\nu = 0.25$, $\gamma = 2.5$, and the final time is $T = 3$. The parameters μ_1 and μ_2 in the cost functional (7.2) are taken to be $\mu_1 = 1$ and $\mu_2 = 20$.

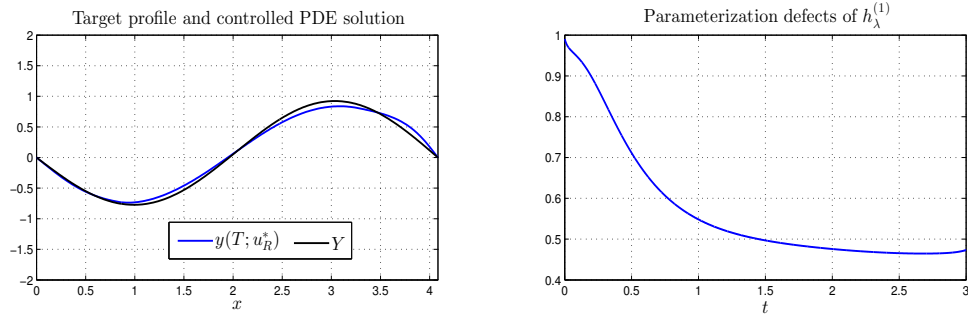


FIGURE 8. Final time solution profile of the PDE driven by $\chi_\Omega u_R^*$ compared with the target Y is given by (5.37) (**left panel**); and the parameterization defects associated with the finite-horizon PM, $h_\lambda^{(1)}$, given by (7.14) for $m = 4$ (**right panel**). Parameters are the same as in Fig. 7.

As a comparison, by using an m -dimensional Galerkin-based reduced system with $m = 16$ to design suboptimal solutions to (7.4), the corresponding cost value and relative L^2 -error are given by

$$J^{\text{TP}}(y(\cdot; y_0, \tilde{u}_G^*), \tilde{u}_G^*) = 1.37, \quad \frac{\|y(T; y_0, \tilde{u}_G^*) - Y\|}{\|Y\|} = 6.68\%.$$

The above numerical results indicate thus that the 4-dimensional $h_\lambda^{(1)}$ -based reduced problem (7.9) can be used to design a very good suboptimal controller (for the prescribed target Y given by (5.37)) for the optimal control problem (7.4) with performance comparable to the (more standard) higher-dimensional Galerkin-based reduced systems. This success goes with the relatively small parameterization defect as well as with the relatively small energy kept in the high-modes (not shown); see right panel of Fig. 8. Note that for these experiments, the system parameters are chosen to be $l = 1.3\pi$, $\lambda = 7\lambda_c$, $\nu = 0.25$, $\gamma = 2.5$, while the final time is taken to be $T = 3$. The parameters μ_1 and μ_2 in

the cost functional (7.2) are taken to be $\mu_1 = 1$ and $\mu_2 = 20$. The initial datum is a scaled version of the corresponding positive steady state y^+ of the uncontrolled PDE, namely $y_0 = 0.5y^+$.

The performances of the 4-dimensional $h^{(1)}$ -based suboptimal controller for (7.10) associated with the cost functional of tracking type (7.3) are illustrated in Figs. 9 and 10. The experimental conditions are here chosen to be: $l = 1.3\pi$, $\lambda = 3\lambda_c$, $\nu = 0.2$, $\gamma = 2.5$, while the final time is still taken to be $T = 3$. The parameter μ_1 in the cost functional (7.3) is taken to be $\mu_1 = 0.02$ and the initial datum is $y_0 = 0.8y^+$.

For these experiments, the corresponding cost value and relative L^2 -error are given by

$$J^{\text{track}}(y(\cdot; y_0, u_R^*), u_R^*) = 0.032, \quad \frac{\|y(T; y_0, u_R^*) - Y\|}{\|Y\|} = 12.32\%.$$

For a high-dimensional Galerkin-based reduced problem with $m = 16$, the corresponding cost value and relative L^2 -error are given by

$$J^{\text{track}}(y(\cdot; y_0, \tilde{u}_G^*), \tilde{u}_G^*) = 0.025, \quad \frac{\|y(T; y_0, \tilde{u}_G^*) - Y\|}{\|Y\|} = 10.86\%.$$

Here again, a fairly good performance of the suboptimal controller¹⁸ as synthesized by solving the 4-dimensional $h^{(1)}$ -based reduced problem (7.10), is achieved. Due to the deterioration of the parameterization defect of $h_\lambda^{(1)}$ that can be observed by comparing the right panel of Fig. 10 with the right panel of Fig. 8, the error estimate (4.10) suggests that such a success has to come with a noticeable reduction of the energy contained in the high modes of the PDE solution driven by the suboptimal controller synthesized for (7.10) compared to the PDE solution driven by the suboptimal controller synthesized for (7.9). Such theoretical prediction based on Corollary 4.2 can actually be empirically confirmed by looking at the numerical values of these high-mode energies (not shown).

Finally, it is worth mentioning that similar to the globally distributed case, the performances of the $h^{(1)}$ -based reduced systems and the associated parameterization defects of $h_\lambda^{(1)}$ depend on the target and the length of the time horizon; cf. Figs. 2, 5 and 6. The dependence on the PDE initial datum turned out also to be an important factor. In particular, it has been observed that for both problems (7.4) and (7.5) the parameterization defects deteriorate when the scaling factors δ used in the construction of the initial datum $y_0 = \delta y^+$ increases. Based on the results of Section 6 for the globally distributed case, it can be reasonably expected that PM functions such as $h_\lambda^{(2)}$ that bring higher-order terms compared to $h_\lambda^{(1)}$ (cf. Theorem 6.1) can allow to reach better performance for a broader range of initial data and target profiles; the parameterization defects being reasonably expected to get smaller.

ACKNOWLEDGMENTS

We are grateful to Monique Chyba and to Bernard Bonnard for their interest in our works on parameterizing manifolds, which led the authors to propose this article. MDC is also grateful to Denis Rousseau and Michael Ghil for the unique environment they provided to complete this work, at the CERES-ERTI, École Normale Supérieure, Paris. This work has been partly supported by the National Science Foundation grant DMS-1049253 and Office of Naval Research grant N00014-12-1-0911.

APPENDIX A. SUBOPTIMAL CONTROLLER SYNTHESIS BASED ON GALERKIN PROJECTIONS AND PONTRYAGIN MAXIMUM PRINCIPLE

To assess the performance of the PM-based reduced systems considered in Sections 5 and 6 in synthesizing suboptimal controllers in the context of a Burgers-type equation, we derive in this appendix suboptimal control problems associated with the globally distributed optimal control problem (5.8)

¹⁸for the optimal control (7.5).

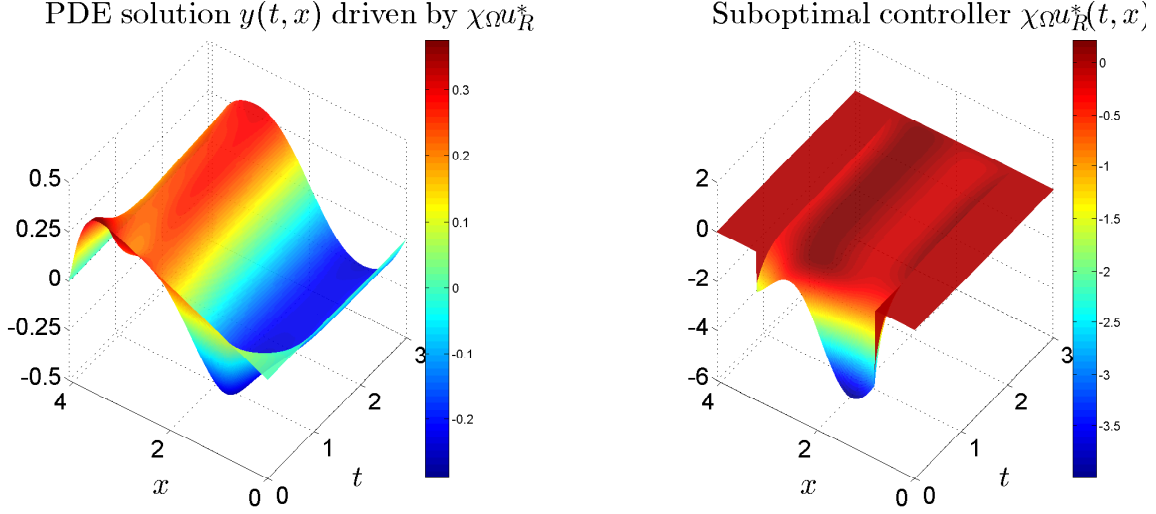


FIGURE 9. **Left panel:** The PDE solution field driven by the suboptimal controller u_R^* synthesized by solving the $h_\lambda^{(1)}$ -based reduced problem (7.10). **Right panel:** The suboptimal controller subject to the action of χ_Ω . The support of the characteristic function χ_Ω is taken to be $\Omega = [0.2l, 0.8l]$. The resolved modes are taken to be the first four leading eigenmodes ($m = 4$), the target is $Y = -0.1\langle y^-, e_1 \rangle e_1 + 1.6\langle y^-, e_2 \rangle e_2$ and the initial datum is $0.8y^+$. The parameters are $l = 1.3\pi$, $\lambda = 3\lambda_e$, $\nu = 0.2$, $\gamma = 2.5$, and the final time is $T = 3$. The parameter μ_1 in the cost functional (7.3) is taken to be $\mu_1 = 0.02$.

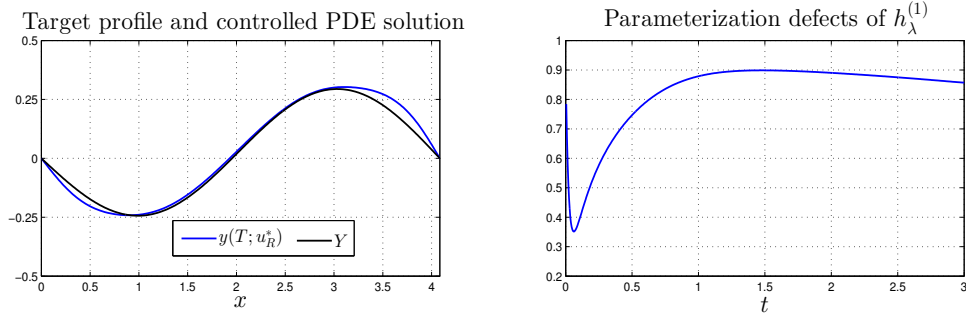


FIGURE 10. Final time solution profile of the PDE driven by $\chi_\Omega u_R^*$ compared with the target Y is given by (5.37) (**left panel**); and the parameterization defects associated with the finite-horizon PM, $h_\lambda^{(1)}$, given by (7.14) for $m = 4$ (**right panel**). Parameters are the same as in Fig. 9.

based on Galerkin approximations. Section A.1 concerns a two-mode Galerkin approximation; and Section A.2 deals with the more general m -dimensional case. The former serves as a basis of comparison to analyze the performance achieved by the PM-based approach, while the latter can in principle provide a good indication of the true optimal controller of the underlying optimal control problems by taking the dimension sufficiently large. Results for the general m -dimensional case will also be used in Section 7 to derive Galerkin-based reduced systems for the locally distributed problems (7.4) and (7.5).

A.1. Suboptimal controller based on a 2D Galerkin reduced optimal problem. We first present the reduced optimal control problem based on a two-mode Galerkin approximation of the underlying PDE (5.1), which can be derived by simply setting $h_\lambda^{(1)}$ in (5.16)–(5.15) to zero. The

corresponding operational forms for the cost functional and reduced system for the low modes can be obtained from (5.22)–(5.25) by setting $\alpha_1(\lambda)$ and $\alpha_2(\lambda)$ to be zero. The resulting cost functional reads:

$$(A.1) \quad J_G(v, u_G) = \int_0^T [\mathcal{G}^G(v(t)) + \mathcal{E}(u_G(t))] dt + C_T(v(T), P_\epsilon Y),$$

where $v = v_1 e_1 + v_2 e_2 \in L^2(0, T; \mathcal{H}^\epsilon)$ is the state variable, $u_G = u_{G,1} e_1 + u_{G,2} e_2 \in L^2(0, T; \mathcal{H}^\epsilon)$ is the control, C_T is the terminal payoff term defined by (5.24), and

$$(A.2) \quad \mathcal{G}^G(v) := \frac{1}{2} \|v\|^2 = \frac{1}{2} [(v_1)^2 + (v_2)^2], \quad \mathcal{E}(u_G) := \frac{\mu_1}{2} \|u_G\|^2 = \frac{\mu_1}{2} [(u_{G,1})^2 + (u_{G,2})^2].$$

The equations for v_1 and v_2 are given by:

$$(A.3) \quad \begin{aligned} \frac{dv_1}{dt} &= \beta_1(\lambda) v_1 + \alpha v_1 v_2 + a_{11} u_{G,1}(t) + a_{21} u_{G,2}(t), \\ \frac{dv_2}{dt} &= \beta_2(\lambda) v_2 - \alpha (v_1)^2 + a_{12} u_{G,1}(t) + a_{22} u_{G,2}(t), \end{aligned}$$

which is subjected to the initial conditions:

$$(A.4) \quad v_1(0) = \langle y_0, e_1 \rangle, \quad v_2(0) = \langle y_0, e_2 \rangle,$$

where $\alpha = \frac{\gamma\pi}{\sqrt{2}l^{3/2}}$.

The corresponding Galerkin-based reduced optimal control problem for (5.8) reads:

$$(A.5) \quad \min J_G(v, u_G) \quad \text{s.t.} \quad (v, u_G) \in L^2(0, T; \mathcal{H}^\epsilon) \times L^2(0, T; \mathcal{H}^\epsilon) \quad \text{solves} \quad (A.3) \text{--} (A.4).$$

It follows again from the Pontryagin maximum principle that for a given pair

$$(v_G^*, u_G^*) \in L^2(0, T; \mathcal{H}^\epsilon) \times L^2(0, T; \mathcal{H}^\epsilon)$$

to be optimal for the problem (A.5), it must satisfy the following conditions:

$$(A.6a) \quad \frac{dv_{G,1}^*}{dt} = \beta_1(\lambda) v_{G,1}^* + \alpha v_{G,1}^* v_{G,2}^* + a_{11} u_{G,1}^*(t) + a_{21} u_{G,2}^*(t),$$

$$(A.6b) \quad \frac{dv_{G,2}^*}{dt} = \beta_2(\lambda) v_{G,2}^* - \alpha (v_{G,1}^*)^2 + a_{12} u_{G,1}^*(t) + a_{22} u_{G,2}^*(t),$$

$$(A.6c) \quad \frac{dp_{G,1}^*}{dt} = -v_{G,1}^* - \beta_1(\lambda) p_{G,1}^* - \alpha p_{G,1}^* v_{G,2}^* + 2\alpha p_{G,2}^* v_{G,1}^*,$$

$$(A.6d) \quad \frac{dp_{G,2}^*}{dt} = -v_{G,2}^* - \beta_2(\lambda) p_{G,2}^* - \alpha p_{G,1}^* v_{G,1}^*,$$

$$(A.6e) \quad (u_{G,1}^*, u_{G,2}^*)^{\text{tr}} = - \left(\frac{a_{11} p_{G,1}^*(t) + a_{12} p_{G,2}^*(t)}{\mu_1}, \frac{a_{21} p_{G,1}^*(t) + a_{22} p_{G,2}^*(t)}{\mu_1} \right)^{\text{tr}} = - \frac{1}{\mu_1} M^{\text{tr}} p_G^*,$$

where $v_{G,1}^* = \langle v_G^*, e_1 \rangle$, $u_{G,i}^* = \langle u_G^*, e_i \rangle$, $i = 1, 2$, and $p_G^* = p_{G,1}^* e_1 + p_{G,2}^* e_2$ denotes the costate associated with v_G^* .

Thanks to (A.6e), we can express the controller $u_{G,i}^*$ in (A.6a)–(A.6b) in terms of the costate $p_{G,i}^*$, leading thus to the following BVP for v_G^* and p_G^* :

$$(A.7) \quad \begin{aligned} \frac{dv_1}{dt} &= \beta_1(\lambda)v_1 + \alpha v_1 v_2 + f_3(p_1, p_2), \\ \frac{dv_2}{dt} &= \beta_2(\lambda)v_2 - \alpha(v_1)^2 + f_4(p_1, p_2), \\ \frac{dp_1}{dt} &= -2v_1 - \beta_1(\lambda)p_1 - \alpha p_1 v_2 + 2\alpha p_2 v_1, \\ \frac{dp_2}{dt} &= -2v_2 - \beta_2(\lambda)p_2 - \alpha p_1 v_1, \end{aligned}$$

subject to the boundary condition

$$(A.8) \quad v_1(0) = \langle y_0, e_1 \rangle, \quad v_2(0) = \langle y_0, e_2 \rangle, \quad p_1(T) = \mu_2(v_1(T) - Y_1), \quad p_2(T) = \mu_2(v_2(T) - Y_2),$$

where f_3 and f_4 are defined by (5.31), and the boundary condition for the costate is derived in the same way as in (5.32) thanks to the Pontryagin maximum principle. Once this BVP is solved, the corresponding controller u_G^* is determined by (A.6e) which provides the unique optimal controller for the Galerkin-based reduced optimal control problem (A.5), due again to the fact that the cost functional (A.1) is quadratic in u_G and the dependence on the controller is affine for the system of equations (A.3); see *e.g.* [64, Sect. 5.3] and [88]. Note also that analogous results to those presented in Lemma 5.2 hold for the reduced optimal control problem (A.5) as well.

A.2. Suboptimal controller based on an m -dimensional Galerkin reduced optimal problem. We derive now a more general reduced optimal control problem based on higher-dimensional Galerkin approximation, where the subspace \mathcal{H}^c is taken to be spanned by the first m eigenmodes:

$$(A.9) \quad \mathcal{H}^c := \text{span}\{e_1, \dots, e_m\}.$$

The main interest is that by choosing m sufficiently large, such a reduced problem can serve in principle to provide a good estimate of the true optimal controllers of the globally distributed optimal control problem (5.8), which can be taken then as a benchmark for the numerical experiments reported in Sections 5 and 6. Analogous reduced problems associated with the locally distributed cases (7.4) and (7.5) considered in Section 7 can be derived in the same way (and actually the corresponding results are the same as those presented in Section 7.2 by setting $h_\lambda^{(1)}$ therein to be zero).

The Galerkin-based reduced optimal control problem (A.5) when generalized to the case with m controlled modes reads:

$$(A.10) \quad \min \tilde{J}_G(v, \tilde{u}_G) \quad \text{s.t.} \quad (v, \tilde{u}_G) \in L^2(0, T; \mathcal{H}^c) \times L^2(0, T; \mathcal{H}^c) \quad \text{solves (A.11)–(A.12) below,}$$

where \mathcal{H}^c is the m -dimensional reduced phase space defined in (A.9), and

$$\tilde{J}_G(v, \tilde{u}_G) = \int_0^T \left[\frac{1}{2} \sum_{i=1}^m (v_i)^2 + \frac{\mu_1}{2} \sum_{i=1}^m (\tilde{u}_{G,i})^2 \right] dt + \frac{\mu_2}{2} \sum_{i=1}^m |v_i(T) - Y_i|^2.$$

The system of equations that $v(\cdot; \tilde{u}_G)$ satisfies is given by:

$$(A.11) \quad \frac{dv_i}{dt} = \beta_i(\lambda)v_i + \left\langle B \left(\sum_{i=1}^m v_i e_i, \sum_{i=1}^m v_i e_i \right), e_i \right\rangle + [M^{\text{tr}} \tilde{u}_G(t)]_i, \quad i = 1, \dots, m,$$

which is subjected to the initial conditions:

$$(A.12) \quad v_i(0) = \langle y_0, e_i \rangle, \quad i = 1, \dots, m,$$

where the matrix $M_{m \times m}$ is the representation of the linear operator $P_{\mathfrak{C}}\mathfrak{C}$ under the basis e_1, \dots, e_m , *i.e.* the elements of M are given by $a_{ij} = \langle \mathfrak{C}e_i, e_j \rangle$ (see (5.14) for the case $m = 2$) and $[M^{\text{tr}}\tilde{u}_G(t)]_i$ denotes the i^{th} -component of the vector $M^{\text{tr}}\tilde{u}_G(t)$.

As before, by using the Pontryagin maximum principle, we can derive the following BVP to be satisfied by any optimal pair (v_G^*, \tilde{u}_G^*) of (A.10):

$$(A.13a) \quad \frac{dv_i}{dt} = \beta_i(\lambda)v_i + i\alpha \left(- \sum_{j=1}^{\lfloor i/2 \rfloor} \omega_{i,j} v_j v_{i-j} + \sum_{j=i+1}^m v_j v_{j-i} \right) - \frac{1}{\mu_1} [M^{\text{tr}}Mp]_i, \quad i = 1, \dots, m,$$

$$(A.13b) \quad \frac{dp_i}{dt} = -v_i - \sum_{j=1}^m p_j \frac{\partial f_j(v, p)}{\partial v_i}, \quad i = 1, \dots, m,$$

$$(A.13c) \quad v_i(0) = y_{0,i}, \quad p_i(T) = \mu_2(v_i(T) - Y_i), \quad i = 1, \dots, m,$$

where the optimal controller \tilde{u}_G^* is related to the corresponding costate p_G^* by

$$(A.14) \quad \tilde{u}_G^* = -\frac{1}{\mu_1} M p_G^*,$$

see (A.6e) for the case $m = 2$. Here, f_i , $i = 1, \dots, m$, denotes the RHS of (A.13a) and we have used the nonlinear interactions (5.18) to derive the quadratic parts of f_i . The formula for $\frac{\partial f_j(v, p)}{\partial v_i}$ is given by:

$$(A.15) \quad \frac{\partial f_j(v, p)}{\partial v_i} = \beta_j(\lambda)\delta_{ij} + j\alpha I_{j,i},$$

where δ_{ij} denotes the Kronecker delta, and

$$(A.16) \quad I_{j,i} = \frac{\partial}{\partial v_i} \left(- \sum_{k=1}^{\lfloor j/2 \rfloor} \omega_{j,k} v_k v_{j-k} + \sum_{k=j+1}^m v_k v_{k-j} \right) = \begin{cases} v_{i-j}, & \text{if } i > j, \\ v_{i+j}, & \text{if } i = j \text{ and } i+j \leq m, \\ v_{i+j} - v_{j-i}, & \text{if } i < j \text{ and } i+j \leq m, \\ -v_{j-i}, & \text{if } i < j \text{ and } i+j > m, \\ 0, & \text{otherwise;} \end{cases}$$

with $\lfloor x \rfloor$ being the largest integer less than x and the coefficients $\omega_{i,j}$ given by

$$\omega_{i,j} := \begin{cases} 1, & \text{if } i \text{ is odd, or if } i \text{ is even and } j \neq i/2, \\ 1/2, & \text{if } i \text{ is even and } j = i/2. \end{cases}$$

APPENDIX B. GLOBAL WELL-POSEDNESS FOR THE TWO-DIMENSIONAL $h_\lambda^{(1)}$ -BASED REDUCED SYSTEM (5.25)

In this appendix, we show that for any given initial datum and any fixed $T > 0$, the $h_\lambda^{(1)}$ -based reduced system (5.25) admits a unique mild solution in the space $C([0, T]; \mathbb{R}^2)$.¹⁹ The result follows from classical ODE theory [2] once we can establish *a priori* bounds for the solution $(z_1(t), z_2(t))$. Similar (but more tedious) estimates can be used to deal with the Cauchy problem associated with the $h_\lambda^{(2)}$ -based reduced system (6.17) derived in Section 6 and the more general m -dimensional $h_\lambda^{(1)}$ -based reduced system (7.19) encountered in Section 7.

¹⁹For any $T > 0$, a given continuous function $\mathbf{z} : [0, T] \rightarrow \mathbb{R}^2$ is called a mild solution to the reduced system (5.25) if it satisfies the corresponding integral form of the system: $\mathbf{z}(t) = \mathbf{z}(0) + \int_0^t \mathbf{F}(s, \mathbf{z}(s)) ds$, for all $t \in [0, T]$, where $\mathbf{z} := (z_1, z_2)^{\text{tr}}$ and \mathbf{F} denotes the RHS of (5.25).

Let us first recall that the two-dimensional $h_\lambda^{(1)}$ -based reduced system is given by:

$$(B.1a) \quad \frac{dz_1}{dt} = \beta_1(\lambda)z_1 + \alpha[z_1z_2 + \alpha_1(\lambda)z_1z_2^2 + \alpha_1(\lambda)\alpha_2(\lambda)z_1z_2^3] + a_{11}u_{R,1}(t) + a_{21}u_{R,2}(t),$$

$$(B.1b) \quad \frac{dz_2}{dt} = \beta_2(\lambda)z_2 + \alpha[-z_1^2 + 2\alpha_1(\lambda)z_1^2z_2 + 2\alpha_2(\lambda)z_2^3] + a_{12}u_{R,1}(t) + a_{22}u_{R,2}(t),$$

where $u_R(\cdot) := u_{R,1}(\cdot)e_1 + u_{R,2}(\cdot)e_2 \in L^2(0, T; \mathcal{H}^c)$ with $T > 0$ being the fixed finite horizon, $\alpha_1(\lambda)$ and $\alpha_2(\lambda)$ are defined in (5.21), $\alpha = \frac{\gamma\pi}{\sqrt{2}l^{3/2}}$, and a_{ij} , $1 \leq i, j \leq 2$, are elements of the coefficients matrix M associated with the operator \mathfrak{C} ; see (5.13)–(5.14).

We check below by energy estimates that no finite time blow-up can occur for solutions to the system (B.1) emanating from any initial datum $(z_{1,0}, z_{2,0}) \in \mathbb{R}^2$. For this purpose, let us define

$$R := \max \left\{ |z_{2,0}|, \frac{\alpha}{|2\alpha\alpha_2(\lambda)|}, \sqrt{\frac{|\beta_2(\lambda)|}{|2\alpha\alpha_2(\lambda)|}} \right\} \quad \text{and} \quad C := \int_0^T |a_{12}u_{R,1}(t) + a_{22}u_{R,2}(t)| dt.$$

We claim that

$$(B.2) \quad |z_2(t)| \leq e^{C/R} R \quad \forall t \in [0, T].$$

It is clear that we only need to deal with those values of t such that $|z_2(t)| > R$. Assume that there exists such time instances, otherwise we are done. Let us fix an arbitrary interval $[t_*, t^*] \subset [0, T]$ such that

$$(B.3) \quad |z_2(t)| \geq R \quad \forall t \in [t_*, t^*].$$

Since $R \geq |z_{2,0}|$ and z_2 depends continuously on t , we can reduce t_* such that $z_2(t_*) = R$ while the condition (B.3) remains true.

Now by multiplying $z_2(t)$ on both sides of (B.1b), we obtain

$$(B.4) \quad \frac{1}{2} \frac{d[(z_2)^2]}{dt} = c(t)(z_2)^2, \quad \forall t \in [t_*, t^*],$$

where

$$c(t) := \left(\beta_2(\lambda) - \frac{\alpha(z_1)^2}{z_2} + 2\alpha\alpha_1(\lambda)(z_1)^2 + 2\alpha\alpha_2(\lambda)(z_2)^2 + \frac{a_{12}u_{R,1}(t) + a_{22}u_{R,2}(t)}{z_2} \right).$$

It follows then that

$$(B.5) \quad [z_2(t^*)]^2 = e^{2 \int_{t_*}^{t^*} c(t) dt} [z_2(t_*)]^2.$$

Since $|z_2(t)| \geq R$ for all $t \in [t_*, t^*]$ by the choices of t_* and t^* , we get

$$\int_{t_*}^{t^*} c(t) dt \leq \beta_2(\lambda)(t^* - t_*) + \int_{t_*}^{t^*} \left[\frac{\alpha}{R} + 2\alpha\alpha_1(\lambda) \right] (z_1)^2 dt + 2\alpha\alpha_2(\lambda)R^2(t^* - t_*) + \frac{\int_{t_*}^{t^*} |a_{12}u_{R,1}(t) + a_{22}u_{R,2}(t)| dt}{R},$$

where we have used $|\frac{\alpha}{z_2}| \leq \frac{\alpha}{R}$ and $2\alpha\alpha_2(\lambda)(z_2)^2 \leq 2\alpha\alpha_2(\lambda)R^2$, which follow from the definition of R and the fact that $\alpha > 0$ and $\alpha_2(\lambda) < 0$.

According again to the definition of R and the facts that $\alpha > 0$, $\alpha_1(\lambda) < 0$ and $\alpha_2(\lambda) < 0$, we get

$$\frac{\alpha}{R} + 2\alpha\alpha_1(\lambda) \leq 0 \quad \text{and} \quad \beta_2(\lambda)(t^* - t_*) + 2\alpha\alpha_2(\lambda)R^2(t^* - t_*) \leq 0.$$

We obtain then

$$\int_{t_*}^{t^*} c(t) dt \leq \frac{\int_{t_*}^{t^*} |a_{12}u_{R,1}(t) + a_{22}u_{R,2}(t)| dt}{R} \leq \frac{C}{R}.$$

By reporting the above estimate in (B.5) and using $|z_2(t_*)| = R$, we obtain

$$|z_2(t^*)| \leq e^{C/R} |z_2(t_*)| = e^{C/R} R,$$

and (B.2) is thus proven.

Note also that by multiplying $z_1(t)$ on both sides of (B.1a), we obtain for any $t \in [0, T]$ at which $z_1(t) \neq 0$ that

$$(B.6) \quad \frac{1}{2} \frac{d[(z_1)^2]}{dt} = (z_1)^2 \left(\beta_1(\lambda) + \alpha z_2 + \alpha \alpha_1(\lambda) (z_2)^2 + \alpha \alpha_1(\lambda) \alpha_2(\lambda) (z_2)^3 + \frac{a_{11} u_{R,1}(t) + a_{21} u_{R,2}(t)}{z_1} \right).$$

It follows then from the boundedness of z_2 and (B.6) that z_1 can grow at most exponentially. Consequently, no finite time blow-up can occur for the $h_\lambda^{(1)}$ -based reduced system (B.1).

REFERENCES

- [1] Abergel, F., Temam, R.: On some control problems in fluid mechanics. *Theoret. Comput. Fluid Dynamics* **1**, 303–325 (1990)
- [2] Amann, H.: Ordinary Differential Equations: An Introduction to Nonlinear Analysis, *de Gruyter Studies in Mathematics*, vol. 13. Walter de Gruyter & Co. (1990)
- [3] Armaou, A., Christofides, P.D.: Feedback control of the Kuramoto-Sivashinsky equation. *Physica D* **137**(1-2), 49–61 (2000)
- [4] Armaou, A., Christofides, P.D.: Dynamic optimization of dissipative PDE systems using nonlinear order reduction. *Chemical Engineering Science* **57**(24), 5083–5114 (2002)
- [5] Ascher, U.M., Mattheij, R.M.M., Russell, R.D.: Numerical Solution of Boundary Value Problems for Ordinary Differential Equations, *Classics in Applied Mathematics*, vol. 13. SIAM, Philadelphia, PA (1995)
- [6] Atwell, J.A., King, B.B.: Proper orthogonal decomposition for reduced basis feedback controllers for parabolic equations. *Mathematical and Computer Modelling* **33**, 1–19 (2001)
- [7] Baker, J., Armaou, A., Christofides, P.D.: Nonlinear control of incompressible fluid flow: Application to Burgers' equation and 2D channel flow. *Journal of Mathematical Analysis and Applications* **252**, 230–255 (2000)
- [8] Bardi, M., Capuzzo-Dolcetta, I.: Optimal Control and Viscosity Solutions of Hamilton-Jacobi-Bellman Equations. Springer (2008)
- [9] Beeler, S.C., Tran, H.T., Banks, H.T.: Feedback control methodologies for nonlinear systems. *Journal of Optimization Theory and Applications* **107**(1), 1–33 (2000)
- [10] Bensoussan, A., Da Prato, G., Delfour, M.C., Mitter, S.K.: Representation and Control of Infinite Dimensional Systems. Springer (2007)
- [11] Berestycki, H., Kamin, S., Sivashinsky, G.: Metastability in a flame front evolution equation. *Interfaces and Free Boundaries* **3**(4), 361–392 (2001)
- [12] Betts, J.T.: Survey of numerical methods for trajectory optimization. *Journal of Guidance, Control, and Dynamics* **21**(2), 193–207 (1998)
- [13] Betts, J.T.: Practical Methods for Optimal Control and Estimation Using Nonlinear Programming, *Advances in Design and Control*, vol. 19, second edn. SIAM, Philadelphia, PA (2010)
- [14] Bewley, T.R., Moin, P., Temam, R.: DNS-based predictive control of turbulence: an optimal benchmark for feedback algorithms. *Journal of Fluid Mechanics* **447**, 179–225 (2001)
- [15] Bewley, T.R., Temam, R., Ziane, M.: A general framework for robust control in fluid mechanics. *Physica D* **138**(3), 360–392 (2000)
- [16] Bonnans, F.J., Martinon, P., Grélaud, V.: Bocop - A collection of examples. Tech. rep., INRIA (2012). URL <http://hal.inria.fr/hal-00726992>. RR-8053
- [17] Bonnard, B., Chyba, M.: Singular Trajectories and Their Role in Control Theory, *Mathématiques & Applications (Berlin)*, vol. 40. Springer (2003)
- [18] Bonnard, B., Faubourg, L., Trélat, E.: Mécanique Céleste et Contrôle des Véhicules Spatiaux, *Mathématiques & Applications (Berlin)*, vol. 51. Springer-Verlag (2006)
- [19] Boscain, U., Piccoli, B.: Optimal Syntheses for Control Systems on 2-D Manifolds, *Mathématiques & Applications (Berlin)*, vol. 43. Springer (2004)
- [20] Brezis, H.: Functional Analysis, Sobolev Spaces and Partial Differential Equations. Universitext. Springer, New York (2011)

- [21] Brunovský, P.: Controlling the dynamics of scalar reaction diffusion equations by finite-dimensional controllers. In: Modelling and Inverse Problems of Control for Distributed Parameter Systems (Laxenburg, 1989), *Lecture Notes in Control and Inform. Sci.*, vol. 154, pp. 22–27. Springer, Berlin (1991)
- [22] Bryson Jr., A.E., Ho, Y.C.: Applied Optimal Control. Hemisphere Publishing Corp. Washington, D. C. (1975)
- [23] Cannarsa, P., Tessitore, M.E.: Infinite-dimensional Hamilton-Jacobi equations and Dirichlet boundary control problems of parabolic type. *SIAM Journal on Control and Optimization* **34**(6), 1831–1847 (1996)
- [24] Carvalho, A.N., Langa, J.A., Robinson, J.C.: Attractors for Infinite-Dimensional Non-autonomous Dynamical Systems, *Applied Mathematical Sciences*, vol. 182. Springer, New York (2013)
- [25] Chekroun, M.D., Liu, H., Wang, S.: On stochastic parameterizing manifolds: Pullback characterization and non-Markovian reduced equations. Preprint <http://arxiv.org/pdf/1310.3896v1.pdf> (2013)
- [26] Chekroun, M.D., Simonnet, E., Ghil, M.: Stochastic climate dynamics: Random attractors and time-dependent invariant measures. *Physica D* **240**(21), 1685–1700 (2011)
- [27] Chen, C.C., Chang, H.C.: Accelerated disturbance damping of an unknown distributed system by nonlinear feedback. *AIChE Journal* **38**(9), 1461–1476 (1992)
- [28] Choi, H., Temam, R., Moin, P., Kim, J.: Feedback control for unsteady flow and its application to the stochastic Burgers equation. *J. Fluid Mech.* **253**, 509–543 (1993)
- [29] Christofides, P.D., Armaou, A., Lou, Y., Varshney, A.: Control and Optimization of Multiscale Process Systems. Springer (2008)
- [30] Christofides, P.D., Daoutidis, P.: Nonlinear control of diffusion-convection-reaction processes. *Computers & Chemical Engineering* **20**, S1071–S1076 (1996)
- [31] Christofides, P.D., Daoutidis, P.: Finite-dimensional control of parabolic PDE systems using approximate inertial manifolds. *J. Math. Anal. Appl.* **216**(2), 398–420 (1997)
- [32] Constantin, P., Foias, C., Nicolaenko, B., Temam, R.: Integral Manifolds and Inertial Manifolds for Dissipative Partial Differential Equations, *Applied Mathematical Sciences*, vol. 70. Springer-Verlag, New York (1989)
- [33] Crandall, M.G., Ishii, H., Lions, P.L.: Users guide to viscosity solutions of second order partial differential equations. *Bulletin of the American Mathematical Society* **27**(1), 1–67 (1992)
- [34] Da Prato, G., Debussche, A.: Dynamic programming for the stochastic Burgers equation. *Annali di Matematica Pura ed Applicata* **178**(1), 143–174 (2000)
- [35] Da Prato, G., Debussche, A.: Dynamic programming for the stochastic Navier-Stokes equations. *Mathematical Modelling and Numerical Analysis* **34**, 459–475 (2000)
- [36] Da Prato, G., Zabczyk, J.: Second Order Partial Differential Equations in Hilbert Spaces, vol. 293. Cambridge University Press (2002)
- [37] Dedè, L.: Reduced basis method and a posteriori error estimation for parametrized linear-quadratic optimal control problems. *SIAM Journal on Scientific Computing* **32**, 997–1019 (2010)
- [38] Evans, L.C.: Partial Differential Equations, *Graduate Studies in Mathematics*, vol. 19. American Mathematical Society, Providence, RI (2010)
- [39] Eyre, D.J.: Unconditionally gradient stable time marching the Cahn-Hilliard equation. *Mat. Res. Soc. Symp. Proceedings* **529**, 39–46 (1998)
- [40] Fattorini, H.O.: Boundary control systems. *SIAM J. Control* **6**(3), 349–385 (1968)
- [41] Fattorini, H.O.: Infinite Dimensional Optimization and Control Theory, *Encyclopedia of Mathematics and its Applications*, vol. 62. Cambridge University Press (1999)
- [42] Flandoli, F.: Riccati equation arising in a boundary control problem with distributed parameters. *SIAM J. Control and Optimization* **22**(1), 76–86 (1984)
- [43] Foias, C., Manley, O., Temam, R.: Modelling of the interaction of small and large eddies in two-dimensional turbulent flows. *RAIRO Modél. Math. Anal. Numér.* **22**(1), 93–118 (1988)
- [44] Foias, C., Sell, G.R., Temam, R.: Inertial manifolds for nonlinear evolutionary equations. *J. Differential Equations* **73**(2), 309–353 (1988)
- [45] Franke, T., Hoppe, R.H.W., Linsenmann, C., Wixforth, A.: Projection based model reduction for optimal design of the time-dependent Stokes system. In: Constrained Optimization and Optimal Control for Partial Differential Equations, pp. 75–98. Springer (2012)
- [46] Fursikov, A.V.: Optimal Control of Distributed Systems: Theory and Applications, *Translations of Mathematical Monographs*, vol. 187. American Mathematical Society (2000)
- [47] Grepl, M.A., Kärcher, M.: Reduced basis a posteriori error bounds for parametrized linear-quadratic elliptic optimal control problems. *C. R. Acad. Sci. Paris, Ser. I* **349**(15), 873–877 (2011)
- [48] Gunzburger, M.: Adjoint equation-based methods for control problems in incompressible, viscous flows. *Flow, Turbulence and Combustion* **65**(3–4), 249–272 (2000)

- [49] Gunzburger, M.D.: Sensitivities, adjoints and flow optimization. *International Journal for Numerical Methods in Fluids* **31**(1), 53–78 (1999)
- [50] Henry, D.: Geometric Theory of Semilinear Parabolic Equations, *Lecture Notes in Mathematics*, vol. 840. Springer-Verlag, Berlin (1981)
- [51] Hinze, M., Kunisch, K.: On suboptimal control strategies for the Navier-Stokes equations. In: ESAIM: Proceedings, vol. 4, pp. 181–198 (1998)
- [52] Hinze, M., Kunisch, K.: Three control methods for time-dependent fluid flow. *Flow, Turbulence and Combustion* **65**, 273–298 (2000)
- [53] Hinze, M., Pinnau, R., Ulbrich, M., Ulbrich, S.: Optimization with PDE Constraints, *Mathematical Modelling: Theory and Applications*, vol. 23. Springer (2009)
- [54] Hinze, M., Volkwein, S.: Proper orthogonal decomposition surrogate models for nonlinear dynamical systems: error estimates and suboptimal control. In: Dimension Reduction of Large-Scale Systems, *Lect. Notes Comput. Sci. Eng.*, vol. 45, pp. 261–306. Springer, Berlin (2005)
- [55] Holmes, P., Lumley, J.L., Berkooz, G., Rowley, C.W.: Turbulence, Coherent Structures, Dynamical Systems and Symmetry, second edn. Cambridge University Press, Cambridge (2012)
- [56] Hsia, C.H., Wang, X.: On a Burgers’ type equation. *Discrete Contin. Dyn. Syst., Ser. B* **6**(5), 1121–1139 (2006)
- [57] Ito, K., Kunisch, K.: Lagrange Multiplier Approach to Variational Problems and Applications, vol. 15. SIAM (2008)
- [58] Ito, K., Kunisch, K.: Reduced-order optimal control based on approximate inertial manifolds for nonlinear dynamical systems. *SIAM J. Numer. Anal.* **46**(6), 2867–2891 (2008)
- [59] Ito, K., Ravindran, S.: Optimal control of thermally convected fluid flows. *SIAM Journal on Scientific Computing* **19**(6), 1847–1869 (1998)
- [60] Ito, K., Ravindran, S.S.: Reduced basis method for optimal control of unsteady viscous flows. *International Journal of Computational Fluid Dynamics* **15**(2), 97–113 (2001)
- [61] Ito, K., Schroeter, J.D.: Reduced order feedback synthesis for viscous incompressible flows. *Mathematical and Computer Modelling* **33**, 173–192 (2001)
- [62] Keller, H.B.: Numerical Solution of Two Point Boundary Value Problems, *Regional Conference Series in Applied Mathematics*, vol. 24. SIAM (1976)
- [63] Kierzenka, J., Shampine, L.F.: A BVP solver based on residual control and the Matlab PSE. *ACM Transactions on Mathematical Software* **27**(3), 299–316 (2001)
- [64] Kirk, D.E.: Optimal Control Theory: An Introduction. Dover Publications (2012)
- [65] Knowles, G.: An Introduction to Applied Optimal Control, *Mathematics in Science and Engineering*, vol. 159. Academic Press Inc., New York (1981)
- [66] Kokotović, P., Khalil, H.K., O’Reilly, J.: Singular Perturbation Methods in Control: Analysis and Design, *Classics in Applied Mathematics*, vol. 25. SIAM (1999)
- [67] Krstic, M., Magnis, L., Vazquez, R.: Nonlinear control of the viscous burgers equation: Trajectory generation, tracking, and observer design. *Journal of Dynamic Systems, Measurement, and Control* **131**(2), 021,012 (2009)
- [68] Kunisch, K., Volkwein, S.: Control of the Burgers’ equation by a reduced-order approach using proper orthogonal decomposition. *J. Optim. Theory and Appl.* **102**, 345–371 (1999)
- [69] Kunisch, K., Volkwein, S.: Galerkin proper orthogonal decomposition methods for a general equation in fluid dynamics. *SIAM J. Numer. Anal.* **40**, 492–515 (2002)
- [70] Kunisch, K., Volkwein, S., Xie, L.: HJB-POD-based feedback design for the optimal control of evolution problems. *SIAM Journal on Applied Dynamical Systems* **3**(4), 701–722 (2004)
- [71] Lebedz, D., Rehberg, M.: A numerical slow manifold approach to model reduction for optimal control of multiple time scale ODE. arXiv preprint arXiv:1302.1759 (2013)
- [72] Lions, J.L.: Optimal Control of Systems Governed by Partial Differential Equations. Springer (1971)
- [73] Lions, J.L.: Exact controllability, stabilization and perturbations for distributed systems. *SIAM Rev.* **30**(1), 1–68 (1988)
- [74] Lunardi, A.: Analytic Semigroups and Optimal Regularity in Parabolic Problems. Birkhäuser (1995)
- [75] Ly, H.V., Tran, H.T.: Modeling and control of physical processes using proper orthogonal decomposition. *Mathematical and computer modelling* **33**, 223–236 (2001)
- [76] Medjo, T.T., Tebou, L.T.: Adjoint-based iterative method for robust control problems in fluid mechanics. *SIAM J. Numer. Anal.* **42**(1), 302–325 (2004)
- [77] Medjo, T.T., Temam, R., Ziane, M.: Optimal and robust control of fluid flows: some theoretical and computational aspects. *Applied Mechanics Reviews* **61**(1), 010,802 (2008)
- [78] Motte, I., Campion, G.: A slow manifold approach for the control of mobile robots not satisfying the kinematic constraints. *Robotics and Automation, IEEE Transactions on* **16**(6), 875–880 (2000)

- [79] Pontryagin, L.S., Boltyanskii, V.G., Gamkrelidze, R.V., Mishchenko, E.F.: The Mathematical Theory of Optimal Processes. Translated by D. E. Brown. A Pergamon Press Book. The Macmillan Co., New York (1964)
- [80] Ravindran, S.S.: Adaptive reduced-order controllers for a thermal flow system using proper orthogonal decomposition. *SIAM Journal on Scientific Computing* **23**(6), 1924–1942 (2002)
- [81] Roberts, S.M., Shipman, J.S.: Two-point boundary value problems: shooting methods. American Elsevier Publishing Co., Inc., New York (1972)
- [82] Rosa, R.: Exact finite dimensional feedback control via inertial manifold theory with application to the Chafee-Infante equation. *J. Dynam. Differential Equations* **15**(1), 61–86 (2003)
- [83] Rosa, R., Temam, R.: Finite-dimensional feedback control of a scalar reaction-diffusion equation via inertial manifold theory. In: *Foundations of Computational Mathematics* (Rio de Janeiro, 1997), pp. 382–391. Springer, Berlin (1997)
- [84] Sano, H., Kunitatsu, N.: An application of inertial manifold theory to boundary stabilization of semilinear diffusion systems. *J. Math. Anal. Appl.* **196**(1), 18–42 (1995)
- [85] Schättler, H., Ledzewicz, U.: Geometric Optimal Control: Theory, Methods and Examples, *Interdisciplinary Applied Mathematics*, vol. 38. Springer, New York (2012)
- [86] Shvartsman, S.Y., Kevrekidis, I.G.: Nonlinear model reduction for control of distributed systems: A computer-assisted study. *AIChE Journal* **44**(7), 1579–1595 (1998)
- [87] Temam, R.: Inertial manifolds. *The Mathematical Intelligencer* **12**(4), 68–74 (1990)
- [88] Trélat, E.: Optimal control and applications to aerospace: some results and challenges. *J. Optim. Theory Appl.* **154**(3), 713–758 (2012)
- [89] Tröltzsch, F.: Optimal Control of Partial Differential Equations: Theory, Methods and Applications, *Graduate Studies in Mathematics*, vol. 112. American Mathematical Society (2010)
- [90] Tröltzsch, F., Volkwein, S.: POD *a posteriori* error estimates for linear-quadratic optimal control problems. *Comput. Optim. Appl.* **44**, 83–115 (2009)
- [91] Volkwein, S.: Distributed control problems for the Burgers equation. *Computational Optimization and Applications* **18**(2), 115–140 (2001)
- [92] Wächter, A., Biegler, L.T.: On the implementation of an interior-point filter line-search algorithm for large-scale nonlinear programming. *Mathematical Programming* **106**(1), 25–57 (2006)

(MC) DEPARTMENT OF MATHEMATICS, UNIVERSITY OF HAWAII AT MĀNOA, HONOLULU, HI 96822, USA, AND DEPARTMENT OF ATMOSPHERIC & OCEANIC SCIENCES, UNIVERSITY OF CALIFORNIA, LOS ANGELES, CA 90095-1565, USA

E-mail address: mdchekroun@math.hawaii.edu

E-mail address: mchekroun@atmos.ucla.edu

(HL) DEPARTMENT OF ATMOSPHERIC & OCEANIC SCIENCES, UNIVERSITY OF CALIFORNIA, LOS ANGELES, CA 90095-1565, USA

E-mail address: hliu@atmos.ucla.edu