

The unlikely Carnot efficiency

Gatien Verley and Massimiliano Esposito

Complex Systems and Statistical Mechanics, University of Luxembourg, L-1511 Luxembourg, G.D. Luxembourg

Tim Willaert and Christian Van den Broeck

Hasselt University, B-3590 Diepenbeek, Belgium

(Dated: December 3, 2024)

The efficiency of a heat engine is traditionally defined as the ratio of its average output work over its average input heat. Its highest possible value was discovered by Carnot in 1824 and is a cornerstone concept in thermodynamics. It led to the discovery of the second law and to the definition of the Kelvin temperature scale. Small-scale engines operate in presence of highly fluctuating input and output energy fluxes. They are therefore much better characterized by fluctuating efficiencies. In this letter, using the fluctuation theorem, we identify universal features of efficiency fluctuations. First, the Carnot efficiency is always the least likely value of the efficiency. Second, the most likely value coincides with the traditional definition of efficiency. Third, the entire distribution close-to-equilibrium is solely characterized by the linear response properties of the engine. We illustrate our results analytically and numerically on two model systems.

The efficiency of a heat engine operating between a hot and cold reservoir is defined by $\eta = -W/Q_h$, where Q_h is the heat extracted from the hot reservoir, $-W$ is the work produced by the engine and $-Q_c$ is the remaining heat dumped into the cold reservoir. Throughout the letter energy fluxes such as work or heat are positive when flowing into the engine. The Carnot efficiency $\eta_C = 1 - T_c/T_h$ is easily found to be the upper bound of the engine efficiency, $\eta \leq \eta_C$, by combining the first and second law of thermodynamics

$$W + Q_h + Q_c = 0, \quad \Delta S_{tot} = -Q_h/T_h - Q_c/T_c \geq 0.$$

Early on, Maxwell raised questions concerning the validity of the second law at small scales [1]. Szilard discussed similar issues in the context of information processing [2]. The theoretical breakthroughs in fluctuation theorems and stochastic thermodynamics have fully clarified these points and enable a consistent thermodynamic description of small-scale systems operating arbitrarily far-from-equilibrium [3–11]. These developments are of crucial practical relevance nowadays, as we are able to design machines operating at the nanoscale as well as to study in great detail biological machines transducing energy and processing information at the sub-micron scale [12–24]. For such engines, fluctuations are ubiquitous and quantities such as work w , heat q and entropy production ΔS_{tot} are stochastic and contain a much richer information than their ensemble average values work $W = \langle w \rangle$,

heat $Q = \langle q \rangle$ and entropy production $\Delta S_{tot} = \langle \Delta S_{tot} \rangle$. At the stochastic level, the first law is essentially the same as at the average level, while the second law of thermodynamics is replaced by a universal symmetry in the probability distribution for the total entropy called fluctuation theorem [3–8]:

$$w + q_h + q_c = 0, \quad \Delta S_{tot} = -q_h/T_h - q_c/T_c, \\ \frac{P(\Delta S_{tot})}{P(-\Delta S_{tot})} = \exp(\Delta S_{tot}), \quad (1)$$

where the Boltzmann constant is set to unity ($k_B = 1$) [25]. In words, the probability for observing a trajectory with entropy increase ΔS_{tot} is exponentially more likely than the probability to observe the corresponding entropy decrease. The second law follows by Jensen's inequality, more precisely by taking the logarithm of the following inequality $1 = \langle e^{-\Delta S_{tot}} \rangle \geq e^{-\langle \Delta S_{tot} \rangle}$. The fluctuation theorem (1) is a probabilistic statement connecting the energy fluxes in the engine since the entropy production can be expressed with them. It is surprising that, in view of this dramatic reformulation of the second law, and despite its founding role in thermodynamics, the properties of the resulting stochastic efficiency $\eta = -w/q_h$ have not yet been explored. We will do so in this letter and identify universal features of the corresponding probability distribution $P(\eta)$. Note that at equilibrium all realizations are reversible, i.e. $\Delta S_{tot} = 0$, leading to a stochastic efficiency equal to the Carnot efficiency $\eta = \eta_C$. When operating irreversibly, it follows from the fluctuation theorem (1) that realizations with both $\Delta S_{tot} > 0$ and $\Delta S_{tot} < 0$ appear, the latter albeit with a probability which is exponentially smaller. Hence efficiencies lower but also higher than Carnot will be observed.

Our most striking result is the following: the Carnot efficiency η_C is the *least likely* efficiency for long times as a direct consequence of the fluctuation theorem (1). Since, from the first law, the heat dumped in the cold reservoir is $-q_c = w + q_h$, we can focus on the work and heat variables, w and $q = q_h$, and their corresponding output and input powers, $-\dot{w} = -w/t$ and $\dot{q} = q/t$. For systems that harbor no long-time correlations, work, heat and their ratio are expected to be self-averaging in the infinite-time limit, i.e. \dot{w} , \dot{q} and $\eta = -w/q = -\dot{w}/\dot{q}$ converge to their average values $\langle w \rangle/t$, $\langle q \rangle/t$ and $\bar{\eta} = -\langle w \rangle/\langle q \rangle$. The latter efficiency is the one predicted by standard thermodynamics, with the Carnot efficiency as upper bound: $\bar{\eta} \leq \eta_C$. When considering long trajectories, the prob-

ability distribution for w and q as well as for η are described by the theory of large deviations [26] and assume the following asymptotic form:

$$P_t(\dot{w}, \dot{q}) \sim e^{-tI(\dot{w}, \dot{q})}, \quad P_t(\eta) \sim e^{-tJ(\eta)}. \quad (2)$$

The so-called large deviation functions $I(\dot{w}, \dot{q})$ and $J(\eta)$ describe the exponentially unlikely deviations of \dot{w} , \dot{q} and η from their average values. These functions are equal to zero at the average value of their arguments which corresponds to the most likely value of the probability distribution. They are otherwise strictly positive. In particular, we have $J(\bar{\eta}) = 0$.

The large deviation function $J(\eta)$, being the ratio of $-\dot{w}$ over \dot{q} , is obtained from I by the following so-called contraction:

$$J(\eta) = \min_{\dot{q}} I(-\eta\dot{q}, \dot{q}). \quad (3)$$

Intuitively, the decay rate J for a given efficiency is the smallest among all the decays rates I for the input and output powers which reproduce this efficiency. Note that since the minimization over \dot{q} in (3) includes $\dot{q} = 0$, we find that $J(\eta) \leq I(0, 0)$.

Expressing the entropy production as $\Delta s_{tot} = q(1/T_c - 1/T_h) + w/T_c$, the fluctuation theorem (1) can be shown to assume the more detailed form [27]:

$$\frac{P(w, q)}{P(-w, -q)} = \exp(\Delta s_{tot}). \quad (4)$$

Reversible realizations are characterized by $\Delta s_{tot} = 0$ and thus by an efficiency equal to Carnot efficiency $\eta = -\dot{w}/\dot{q} = \eta_C$. In this case, $P(w, q) = P(-w, -q)$ implying $I(\dot{w}, \dot{q}) = I(-\dot{w}, -\dot{q})$. Hence $I(-\eta_C\dot{q}, \dot{q})$ is a symmetric function of the input power \dot{q} . Since I is generically a convex function (assuming no phase transitions), the minimum in equation (3) is, for $\eta = \eta_C$, reached in $\dot{q} = 0$ and thus $J(\eta_C) = I(0, 0)$. Since $J(\eta) \leq I(0, 0)$, this proves our main result, namely that the Carnot efficiency is always the least likely: $J(\eta) \leq J(\eta_C)$ or $P_t(\eta) \geq P_t(\eta_C)$.

Summarizing so far, all values of the efficiency are possible in a small scale engine running for a large but finite time, including those forbidden by the second law at the average level. The probability for an efficiency different from the standard thermodynamic value $\bar{\eta}$ decreases exponentially with time with the strongest decrease observed for the Carnot efficiency. The experimental identification of this point provides a novel way to measure the efficiency of a machine, and hence the ratio of temperatures, based on first principles. It replaces the requirement of designing a reversible machine in standard thermodynamics, by the much simpler search for the least likely efficiency in any kind of machine. For a machine designed to operate like a heat engine (“on average”), the rare events leading to stochastic efficiencies larger than the Carnot efficiency correspond to realizations along which the machine functions as a heat pump,

while those with efficiency lower than zero correspond to a dud engine dissipating heat while absorbing work. The above derivation has been illustrated on a heat engine operating in continuous time, but the results remain valid for all other types of machines, such as isothermal energy transducers, heat engines, refrigerators or heat pumps, operating in non-equilibrium steady-states or cyclically. The only difference is that the Carnot efficiency has to be replaced by the reversible efficiency. Below, we give an example of an isothermal work-to-work conversion where the reversible efficiency is equal to 1 and thus corresponds to the least likely efficiency.

Beyond these striking general conclusions about the least and most likely efficiency, we proceed to show that the efficiency fluctuations in the close-to-equilibrium regime have a universal form. Our starting point is that close-to-equilibrium, the work w and heat q fluctuations are generically Gaussian. In this limit, the large deviation function reduces to a quadratic function, i.e. the validity of the central limit theorem extends to the large deviations. A direct calculation shows that the resulting large deviation function for the efficiency, being the ratio of two correlated Gaussian variables, is given by:

$$J(\eta) = \frac{1}{2} \frac{(\eta \langle \dot{q} \rangle + \langle \dot{w} \rangle)^2}{\eta^2 C_{qq} + 2\eta C_{wq} + C_{ww}}, \quad (5)$$

where $C_{wq} = (\langle wq \rangle - \langle w \rangle \langle q \rangle)/t$, C_{ww} and C_{qq} are the elements of the symmetric covariance matrix. The crucial thermodynamic ingredient is obtained by combining the Gaussian statistics for \dot{w} and \dot{q} with the fluctuation theorem. More precisely, noting that (4) has to be valid for all values of $w = t\dot{w}$ and $q = t\dot{q}$, one finds (cf. supplementary material):

$$\langle \dot{q} \rangle = \frac{\eta_C C_{qq} + C_{wq}}{2T_c}, \quad \langle \dot{w} \rangle = \frac{\eta_C C_{wq} + C_{ww}}{2T_c}. \quad (6)$$

The large deviation function J can therefore be solely expressed in terms of the covariance matrix:

$$J(\eta) = \frac{1}{8T_c^2} \frac{[\eta\eta_C C_{qq} + (\eta + \eta_C)C_{wq} + C_{ww}]^2}{\eta^2 C_{qq} + 2\eta C_{wq} + C_{ww}}. \quad (7)$$

The above explicit expression for $J(\eta)$ is in agreement with the general properties pointed out above, namely its minimum and maximum are reached for $\eta = \bar{\eta}$ and $\eta = \eta_C$, respectively. These are also the two only extrema of the function. Remarkably, the least likely decay rate, i.e. the rate at Carnot efficiency, can be rewritten from (6,7) solely in terms of the average heat and work: $J(\eta_C) = (\eta_C \langle \dot{q} \rangle + \langle \dot{w} \rangle)/(4T_c)$. This relation, which ultimately derives from the fluctuation theorem, should be easy to test experimentally. We also note that the two asymptotic values of $J(\eta)$ at $\eta \rightarrow \pm\infty$ coincide, namely $J(\infty) = (\eta_C C_{qq} + C_{wq})^2/(8T_c^2 C_{qq}) = \langle \dot{q} \rangle^2/(2C_{qq})$. We used (6) for the second equality. Since the covariance matrix is directly related to the Onsager matrix (cf. supplementary material), this latter can be obtained from

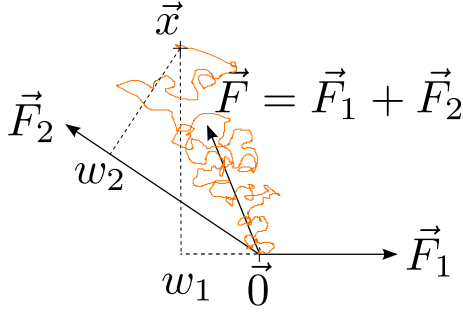


FIG. 1. An overdamped Brownian particle diffusing in a plane while driven by the two forces \vec{F}_1 and \vec{F}_2 . The orange line is a specific trajectory ending at position \vec{x} . The stochastic work w_1 and w_2 are obtained from the scalar products (dashed lines) projecting \vec{x} on \vec{F}_1 and \vec{F}_2 respectively. The ratio of the lengths obtained from these projections gives the stochastic efficiency for this specific trajectory.

measurements of efficiency fluctuations close to equilibrium. In fact the covariance matrix C_{ww} , C_{wq} and C_{qq} is uniquely specified by (i) the most probable efficiency $\bar{\eta}$, (ii) the value of LDF at the Carnot efficiency $J(\eta_C)$, and (iii) the asymptotic value of the LDF $J(\infty)$ (cf. supplementary material), so that (7) can be rewritten as:

$$J(\eta) = \frac{J(\eta_C)J(\infty)(\eta - \bar{\eta})^2}{J(\infty)(\bar{\eta} - 2\eta + \eta_C)(\bar{\eta} - \eta_C) + J(\eta_C)(\eta - \eta_C)^2}. \quad (8)$$

As a first illustration of our main results, we consider the simplest possible model for work-to-work conversion [28]. An overdamped Brownian particle subjected to two constant forces \vec{F}_1 and \vec{F}_2 diffuses on a plane, as illustrated in Fig. 1. \vec{F}_2 is the driving force, allowing the particle to move against an opposing force \vec{F}_1 . For a given displacement $\vec{x} = \vec{x}(t)$ of the particle (assuming $\vec{x}(0) = \vec{0}$), the work performed by each force is given by $w_1 = \vec{F}_1 \cdot \vec{x}$ and $w_2 = \vec{F}_2 \cdot \vec{x}$. The corresponding stochastic efficiency is $\eta = -w_1/w_2$. The displacement $\vec{x}(t)$ is a Gaussian random variable with average $\langle \vec{x}(t) \rangle = \mu \vec{F} t$, where $\vec{F} = \vec{F}_1 + \vec{F}_2$, μ is the mobility and $2Dt$ is the dispersion in any direction of motion: $\langle x_i(t)x_j(t) \rangle = 2Dt$ with D the diffusion coefficient. The aforementioned Gaussian scenario is thus exact in this model with the role of \dot{w} and \dot{q} played by $\dot{w}_1 = \vec{F}_1 \cdot \dot{\vec{x}}/t$ and $\dot{w}_2 = \vec{F}_2 \cdot \dot{\vec{x}}/t$. One obviously has $\langle \dot{w}_1 \rangle = \mu \vec{F}_1 \cdot \vec{F}$, and $\langle \dot{w}_2 \rangle = \mu \vec{F}_2 \cdot \vec{F}$. The corresponding correlation functions read $C_{11} = 2D\|\vec{F}_1\|^2$, $C_{22} = 2D\|\vec{F}_2\|^2$ and $C_{12} = 2D\vec{F}_1 \cdot \vec{F}_2$. The large deviation of efficiency is given by

$$J(\eta) = \frac{1}{2} \frac{(\eta \langle \dot{w}_2 \rangle + \langle \dot{w}_1 \rangle)^2}{\eta^2 C_{22} + 2\eta C_{12} + C_{11}} = \frac{\mu^2 [(\eta \vec{F}_2 + \vec{F}_1) \cdot \vec{F}]^2}{4D(\eta \vec{F}_2 + \vec{F}_1)^2}. \quad (9)$$

One immediately verifies that $J(\eta)$ takes its maximum value $J(1) = \mu^2 F^2 / 4D$ in $\eta = 1$ which is the predicted reversible efficiency for work-to-work conversion. Furthermore, the above mentioned averages and correlations

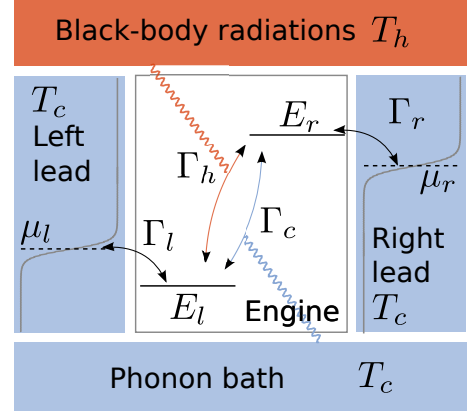


FIG. 2. Sketch of a photo-electric device consisting of two single level quantum dots (in white) connected to two leads (in blue) at temperature T_c and at different chemical potentials μ_l and μ_r . The electron transitions between left and right quantum dots are induced either by photons from the black-body radiation at temperature T_h (in red) or by phonons at temperature T_c (in blue). The arrows indicate possible electronic transitions between different energy levels and the Γ 's represent the coupling strengths with the reservoirs.

functions obey the relations (6) upon setting $\eta_C = 1$ and $D = \mu T$ from the Einstein relation. One can thus also rewrite the $J(\eta)$ as in (7) or (8) (with $\eta_C = 1$).

Our second model is a nano-sized photoelectric device powered by black-body radiation at temperature T_h [29]. The device is composed of two quantum dots, each with a single energy level E_l and E_r ($E_r > E_l$), respectively, cf. Fig. 2. Coulomb repulsion prevents simultaneous occupation by electrons of both quantum dots. Each dot can exchange electrons with its neighbouring electronic lead. Both leads are at the same temperature T_c , but at different voltages and therefore at different chemical potentials $\mu_r > \mu_l$. Electron transfers between the two quantum dots are induced either by hot black-body radiation at T_h or by cold thermal phonons at T_c . This device operates as a heat engine fuelled by the heat $q = n_p(E_r - E_l)$, where n_p is the number of photons absorbed from the hot black-body, and producing a positive work output $-w = n_e \Delta\mu$, where n_e is the number of electrons transferred from left to right lead against the chemical potential gradient $\Delta\mu = \mu_r - \mu_l > 0$. The stochastic efficiency is thus $\eta = -w/q$. The rates describing the Markovian dynamics of the device as well as the large deviation function for the work and heat statistics are discussed in the supplementary material. The resulting large deviation function for efficiency is plotted in Fig. 3. All the predicted features - the least likely value at Carnot efficiency and the universal shape of the large deviation function close-to-equilibrium - are perfectly reproduced.

The observation by Carnot that (macroscopic) thermal machines have a maximum efficiency is one of the momentous discoveries in science. In the present

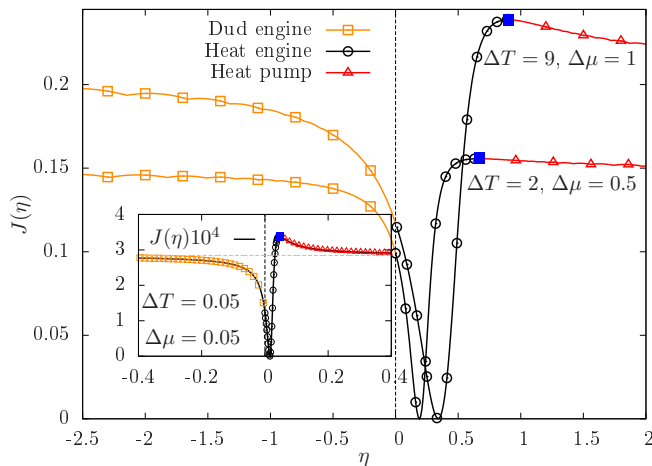


FIG. 3. Large deviation function of efficiency $J(\eta)$ (2) for the photo-electric device of Fig. 1 operating in average as a heat engine. Each curves correspond to a given temperature and chemical potential differences, black circles denote heat engine realizations, red triangles (resp. gold squares) denote heat pump (resp. a dud engine) realizations. The blue squares denotes the least likely Carnot efficiency while the zeros corresponds to the most likely one. The left and right horizontal asymptotes coincide and correspond to realizations with low heat exchange. Inset: The close-to-equilibrium approximation (symbols) fits very well with the exact result (7) (black solid line). Parameters for the curves are $E_l = 0.5$, $E_r = 2.5$, $\mu_l = 1$, $T_c = 1$, $\Gamma_h = \Gamma_l = \Gamma_r = 10$ and $\Gamma_c = 1$.

letter, we propose a similar analysis for the fluctuating efficiency of small machines. Using the fluctuation theorem, we prove that the reversible efficiency is the least likely, independently of any details of the machine or of its mode of operation. Furthermore, we show that close-to-equilibrium the large deviation function for efficiency fluctuations obeys a universal form parametrized

by the Onsager matrix of the engine. Our study provides a new direct application of the fluctuation theorem which was previously mostly applied to measure free energy differences [18, 30, 31]. Since heat and work fluctuations have been measured in a wide variety of systems [12–18, 20–24], we expect that experimental measurements of the fluctuating efficiency will become a powerful tool to characterize the performance of small engines. We finally note that experimental evidence for a minimum in the efficiency distribution at Carnot efficiency was recently observed in a colloidal heat engine (Prof. J.M.R. Parrondo, private communication).

ACKNOWLEDGEMENT

G.V. acknowledges insightful comments from Andreas Engel. This work was supported by the National Research Fund, Luxembourg under Project No. FNR/A11/02 and INTER/FWO/13/09 and also benefited from support by the ESF network “Exploring the Physics of Small Devices”.

AUTHOR CONTRIBUTIONS

G.V. explicitly derived the central results of the letter and suggested to study efficiency fluctuations using large deviation theory. T.W. was involved in preliminary studies of model systems which lead to this work. C.V.d.B. supervised the work at every stage and provided key contributions about the connection between the fluctuation theorem and efficiency fluctuations. M.E. supervised the work at every stage, proposed to study efficiency fluctuations and made key suggestions about the close-to-equilibrium limit.

-
- [1] J. C. Maxwell, *Nature* **17**, 278 (1878).
 - [2] L. Szilárd, *Z. Phys.* **53**, 840 (1929).
 - [3] C. Jarzynski, **2**, 329 (2011).
 - [4] E. M. Seveck, R. Prabhakar, S. R. Williams, and D. J. Searles, *Annu. Rev. Phys. Chem.* **59**, 603 (2008).
 - [5] M. Campisi, P. Hänggi, and P. Talkner, *Rev. Mod. Phys.* **83**, 771 (2011).
 - [6] U. Seifert, *Rep. Prog. Phys.* **75**, 126001 (2012).
 - [7] C. Van den Broeck and M. Esposito, *ArXiv e-prints* (2014), 1403.1777.
 - [8] M. Esposito, U. Harbola, and S. Mukamel, *Rev. Mod. Phys.* **81**, 1665 (2009).
 - [9] J. Liphardt, S. Dumont, S. B. Smith, I. T. Jr., and C. Bustamante, *Science* **296**, 1832 (2002).
 - [10] V. Blickle, T. Speck, L. Helden, U. Seifert, and C. Bechinger, *Phys. Rev. Lett.* **96**, 070603 (2006).
 - [11] B. Küng, C. Rössler, M. Beck, M. Marthaler, D. S. Golubev, Y. Utsumi, T. Ihn, and K. Ensslin, *J. Appl. Phys.* **113**, 136507 (2013).
 - [12] O.-P. Saira, Y. Yoon, T. Tanttu, M. Möttönen, D. V. Averin, and J. P. Pekola, *Phys. Rev. Lett.* **109**, 180601 (2012).
 - [13] V. Blickle and C. Bechinger, *Nat. Phys.* **8**, 143 (2012).
 - [14] J. R. Moffitt, Y. R. Chemla, K. Aathavan, S. Grimes, D. L. Anderson, and C. Bustamante, *Nature* **457**, 446 (2009).
 - [15] R. Yasuda, H. Noji, M. Yoshida, K. Kinosita, and H. Itoh, *Nature* **410**, 898 (2001).
 - [16] S. Toyabe, T. Sagawa, M. Ueda, E. Muneyuki, and M. Sano, *Nat. Phys.* **6**, 988 (2010).
 - [17] A. Bérut, A. Arakelyan, A. Petrosyan, S. Ciliberto, R. Dillenschneider, and E. Lutz, *Nature* **483**, 187 (2012).
 - [18] A. Alemany, A. Mossa, I. Junier, and F. Ritort, *Nat. Phys.* **8**, 688 (2012).
 - [19] D. Collin, F. Ritort, C. Jarzynski, S. B. Smith, I. J. Tinoco, and C. Bustamante, *Nature* **437**, 231 (2005).

- [20] J. V. Koski, T. Sagawa, O.-P. Saira, Y. Yoon, A. Kutvonen, P. Solinas, M. Möttönen, T. Ala-Nissila, and J. P. Pekola, *Nat. Phys.* **9**, 644 (2013).
- [21] B. Küng, C. Rössler, M. Beck, M. Marthaler, D. S. Golubev, Y. Utsumi, T. Ihn, and K. Ensslin, *Phys. Rev. X* **2**, 011001 (2012).
- [22] S. Ciliberto, A. Imparato, A. Naert, and M. Tanase, *Phys. Rev. Lett.* **110**, 180601 (2013).
- [23] C. Bustamante, J. Liphardt, and F. Ritort, *Physics Today* **58**, 43 (2005).
- [24] J. Matthews, F. Battista, D. Sanchez, P. Samuelsson, and H. Linke, *ArXiv e-prints* (2013), 1306.3694.
- [25] Note1, since we consider systems with finite state space, the system energy and entropy are bounded and can be safely disregarded when considering large deviations as hereinafter.
- [26] H. Touchette, *Phys. Rep.* **478**, 1 (2009).
- [27] R. García-García, D. Domínguez, V. Lecomte, and A. B. Kolton, *Phys. Rev. E* **82**, 030104 (2010).
- [28] R. D. Astumian and R. Brody, *J. Phys. Chem. B* **113**, 11459 (2009).
- [29] B. Rutten, M. Esposito, and B. Cleuren, *Phys. Rev. B* **80**, 235122 (2009).
- [30] C. Jarzynski, *Phys. Rev. Lett.* **78**, 2690 (1997).
- [31] G. E. Crooks, *Phys. Rev. E* **61**, 2361 (2000).

SUPPLEMENTARY MATERIAL FOR “THE UNLIKELY CARNOT EFFICIENCY”

A. Linear response and fluctuation theorem

For the photoelectric device, the average photon and electron currents, $\dot{N}_p = \langle n_p \rangle / t$ and $\dot{N}_e = \langle n_e \rangle / t$, read in the linear regime

$$\dot{N}_e = L_{ee}\Delta\mu/T_c + L_{ep}\Delta E\Delta\beta, \quad (1)$$

$$\dot{N}_p = L_{ep}\Delta\mu/T_c + L_{pp}\Delta E\Delta\beta, \quad (2)$$

where $\Delta\beta = 1/T_c - 1/T_h > 0$, $\Delta E = E_r - E_l > 0$ and L is the symmetric Onsager matrix with $L_{pp} \geq 0$, $L_{ee} \geq 0$ and $\det L \geq 0$. The average work and heat per unit time can thus be written as

$$\dot{W} = \Delta\mu\dot{N}_e = \frac{1}{T_c} (L_{ee}\Delta\mu^2 + \eta_C L_{ep}\Delta\mu\Delta E), \quad (3)$$

$$\dot{Q} = \Delta E\dot{N}_p = \frac{1}{T_c} (L_{ep}\Delta\mu\Delta E + \eta_C L_{pp}\Delta E^2). \quad (4)$$

From Green-Kubo relation, the linear response coefficients are related to equilibrium fluctuations by

$$L_{ep} = \lim_{t \rightarrow \infty} \frac{1}{2t} \langle [n_e(t) - \langle n_e \rangle_{eq}] [n_p(0) - \langle n_p \rangle_{eq}] \rangle_{eq}. \quad (5)$$

This implies that in the long time limit $\Delta\mu\Delta EL_{ep} \rightarrow C_{wq}/2$. Proceeding similarly for the other response coefficients we find $\Delta\mu^2 L_{ee} \rightarrow C_{ww}/2$ and $\Delta E^2 L_{pp} \rightarrow C_{qq}/2$. Equation (3-4) thus lead to equation (6) of the letter. These equalities may also be derived using the fluctuation theorem for work and heat in the Gaussian limit. Indeed, using

$$I(\dot{w}, \dot{q}) - I(-\dot{w}, -\dot{q}) = -(\eta_C \dot{q} + \dot{w}) \frac{1}{T_c}, \quad (6)$$

and the quadratic large deviation function

$$I(\dot{w}, \dot{q}) = \frac{1}{2 \det C} \begin{pmatrix} \dot{w} - \dot{W} & \dot{q} - \dot{Q} \end{pmatrix} \begin{bmatrix} C_{qq} & -C_{wq} \\ -C_{wq} & C_{ww} \end{bmatrix} \begin{pmatrix} \dot{w} - \dot{W} \\ \dot{q} - \dot{Q} \end{pmatrix}, \quad (7)$$

we get

$$\frac{\det C}{2T_c} (\eta_C \dot{q} + \dot{w}) = \dot{w} \dot{W} C_{qq} + \dot{q} \dot{Q} C_{ww} - C_{wq} (\dot{w} \dot{Q} + \dot{q} \dot{W}). \quad (8)$$

Since this relation must hold true for any values of \dot{w} and \dot{q} , we obtain

$$\frac{1}{\det C} \begin{bmatrix} C_{qq} & -C_{wq} \\ -C_{wq} & C_{ww} \end{bmatrix} \begin{pmatrix} \dot{W} \\ \dot{Q} \end{pmatrix} = \begin{pmatrix} 1/2T_c \\ \eta_C/(2T_c) \end{pmatrix} \quad (9)$$

which reproduces the expected result when solved for \dot{W} and \dot{Q} .

B. Details on the photo-electric device

The work w and heat q statistics in the photo-electric device is obtained by considering the generating function $g_t(j, \gamma, \lambda) = \langle e^{\gamma w + \lambda q} \rangle_j$ where the subscript j denotes that the trajectory average is conditioned on the final state j of the device at time t . The three different states of the device are denoted $j = 0, l, r$ for respectively no electrons in the device, one electron in the energy level E_l connected to the left lead, or one electron in the energy level E_r connected to the right lead. The generating function evolves according to

$$\begin{pmatrix} \dot{g}_t(0, \gamma, \lambda) \\ \dot{g}_t(l, \gamma, \lambda) \\ \dot{g}_t(r, \gamma, \lambda) \end{pmatrix} = \begin{bmatrix} -k_{l0} - k_{r0} & k_{0l} & k_{0r}e^{-\gamma\Delta\mu} \\ k_{l0} & -k_{0l} - k_{rl} & k_{lr}^c + k_{lr}^h e^{\lambda(E_r - E_l)} \\ k_{r0}e^{\gamma\Delta\mu} & k_{rl}^c + k_{rl}^h e^{-\lambda(E_r - E_l)} & -k_{0r} - k_{lr} \end{bmatrix} \begin{pmatrix} g_t(0, \gamma, \lambda) \\ g_t(l, \gamma, \lambda) \\ g_t(r, \gamma, \lambda) \end{pmatrix}. \quad (10)$$

When $\lambda = \gamma = 0$, (10) becomes a Markovian master equation for the probability $P_j = g_t(j, 0, 0)$ to find the device in state j at time t . The rates k_{ij} denote the probability per unit time to jump from state j to i . Introducing the Fermi-Dirac distribution $f(x) = 1/(e^x + 1)$ and the Bose-Einstein distribution $b(x) = 1/(e^x - 1)$, they are defined by

$$k_{l0} = \Gamma_l f\left(\frac{E_l - \mu_l}{T_c}\right), \quad k_{0l} = \Gamma_l \left[1 - f\left(\frac{E_l - \mu_l}{T_c}\right)\right], \quad (11)$$

$$k_{r0} = \Gamma_r f\left(\frac{E_r - \mu_r}{T_c}\right), \quad k_{0r} = \Gamma_r \left[1 - f\left(\frac{E_r - \mu_r}{T_c}\right)\right], \quad (12)$$

$$k_{rl}^\nu = \Gamma_\nu b\left(\frac{E_r - E_l}{T_\nu}\right), \quad k_{lr}^\nu = \Gamma_\nu \left[1 + b\left(\frac{E_r - E_l}{T_\nu}\right)\right], \quad (13)$$

and $k_{ij} = k_{ij}^c + k_{ij}^h$, where $\nu = c, h$ denotes the cold and hot reservoir and the Γ 's the coupling strength with the various reservoirs [1] as illustrated in Fig. 2 of the letter. For long times t , the work and heat generating function is dominated by the highest eigenvalue $\phi(\gamma, \lambda)$ of the rate matrix in (10)

$$\langle e^{\gamma w + \lambda q} \rangle = \sum_{j=0,l,r} g_t(j, \gamma, \lambda) \underset{t \rightarrow \infty}{\sim} e^{t\phi(\gamma, \lambda)}. \quad (14)$$

This latter can be calculated analytically. The corresponding large deviation function is obtained by the Legendre transform $I(\dot{w}, \dot{q}) = \max_{\gamma, \lambda} \{\gamma \dot{w} + \lambda \dot{q} - \phi(\gamma, \lambda)\}$. The large deviation function for efficiency fluctuations is obtained from it using equation (3) in the letter. Alternatively it can be obtained using $J(\eta) = -\min_{\gamma} \phi(\gamma, \eta\gamma)$. The proof will be provided in a forthcoming publication. This latter minimization has been performed numerically to produce Fig. 3 in the letter.

C. Alternative expression of the large deviation function of efficiency

The three equations in the letter for $J(\infty)$, $J(\eta_C)$ and $\bar{\eta}$ expressed in term of the covariance matrix close to equilibrium can be inverted to obtain

$$C_{qq} = \frac{8J(\eta_C)^2 T_c^2}{(\bar{\eta} - \eta_C)^2 J(\infty)}, \quad (15)$$

$$C_{wq} = -8J(\eta_C) T_c^2 \frac{J(\infty)\bar{\eta} - J(\infty)\eta_C + \eta_C J(\eta_C)}{J(\infty)(\bar{\eta}^2 - 2\bar{\eta}\eta_C + \eta_C^2)}, \quad (16)$$

$$C_{ww} = 8J(\eta_C) T_c^2 \frac{J(\infty)\bar{\eta}^2 + \eta_C^2 J(\eta_C) - J(\infty)\eta_C^2}{J(\infty)(\bar{\eta}^2 - 2\bar{\eta}\eta_C + \eta_C^2)}. \quad (17)$$

Using these coefficients, we recover equation (8) of the letter.

[1] B. Rutten, M. Esposito, and B. Cleuren, Phys. Rev. B **80**, 235122 (2009).