

Predictions on mass of Higgs portal scalar dark matter from Higgs inflation and flat potential

Yuta Hamada,^{*} Hikaru Kawai,[†] and Kin-ya Oda[‡]

^{*}*Department of Physics, Kyoto University, Kyoto 606-8502, Japan*

[‡]*Department of Physics, Osaka University, Osaka 560-0043, Japan*

February 21, 2022

Abstract

We consider the Higgs portal Z_2 scalar model as the minimal extension of the Standard Model (SM) to incorporate the dark matter. We analyze this model by using the two-loop renormalization group equations. We find that the dark matter mass is bounded to be lighter than 1000 GeV within the framework that we have proposed earlier, where the Higgs inflation occurs above the SM cutoff Λ , thanks to the fact that the Higgs potential becomes much smaller than its typical value in the SM: $V \ll \Lambda^4$. We can further fix the dark matter mass to be $400 \text{ GeV} < m_{\text{DM}} < 470 \text{ GeV}$ if we impose that the cutoff is at the string scale $\Lambda \sim 10^{17} \text{ GeV}$ and that the Higgs potential becomes flat around Λ , as is required by the multiple point principle or by the Higgs inflation at the critical point. This prediction is testable by the dark matter detection experiments in the near future. In this framework, the dark matter and top quark masses are strongly correlated, which is also testable.

^{*}E-mail: hamada@gauge.scphys.kyoto-u.ac.jp

[†]E-mail: hkawai@gauge.scphys.kyoto-u.ac.jp

[‡]E-mail: odakin@phys.sci.osaka-u.ac.jp

1 Introduction and summary

Recent discovery of the Higgs boson [1, 2] determines all the parameters of the Standard Model (SM) except for the neutrino sector. Since we have seen nothing beyond the SM at the Large Hadron Collider so far, it becomes more important to consider a scenario where SM is not much altered up to a very high scale such as the string (Planck) scale, around 10^{17} (10^{18}) GeV.

If we extrapolate the obtained SM parameters toward this scale assuming no new physics, we find a curious situation that both the Higgs self coupling λ and its beta function β_λ become very small [3, 4, 5, 6, 7, 8, 9, 10], as well as the bare Higgs mass m_B^2 [8, 9, 11, 12, 13, 14]; see also Ref. [15] for the earlier two-loop computation of m_B^2 .

This fact may give us a hint for a deeper understanding of the Planck scale physics, and is very interesting. So far, there are several proposals of the physics behind this fact: the multiple point principle (MPP) [16, 17, 18], the asymptotic safety [19], the scale invariance [20, 21, 22, 23], the maximum entropy principle [24, 25, 26], the hidden duality and symmetry [27, 28], etc. There are also bottom-up approaches to extend the SM to realize such a structure at high scales [29, 30, 31, 32, 33, 34, 35, 36]. The flat potential, namely the vanishing quartic coupling around the string scale, is interesting not only theoretically but also phenomenologically.

Recently, the authors have pointed out the possibility that this flat potential can be used for the cosmic inflation [37]. More concrete model can be found in Refs. [38, 39], where the inflation scale is sufficiently large to explain the recently observed B-mode polarization, i.e. the large tensor-to-scalar ratio, by the BICEP2 experiment [40]. See also Refs. [41, 42, 43, 44, 45, 46, 47, 48, 49, 50, 51, 52, 53, 54, 55, 56, 57, 58, 59].

However, it is certain that we need to extend the SM since it does not contain a dark matter (DM). It is probable that Nature chooses minimal extension among many candidate models since it has not shown us any symptom of new physics at the Large Hadron Collider so far. One of the most minimal models is the gauge singlet scalar model with the Z_2 symmetry [60, 61, 62, 63, 64, 65, 66, 34]. This model is well studied so that the relation between the mass of the DM and its coupling to the Higgs is constrained to yield the correct thermal abundance of the DM; the bounds from the collider and (in)direct detection experiments are also examined; see Ref. [67] for the latest analysis.

In this paper, we study the modification of the running of the SM parameters in this model. Particularly, we examine the running of the Higgs quartic coupling to check its consistency with the Higgs inflation above the SM cut-off [37].¹

¹ One may think of the possibility of using this singlet dark matter as the inflaton. However, its quartic coupling does not become small in the minimal model since it does not have a Yukawa coupling. Therefore

We show that the DM mass must be smaller than 1000 GeV in order for the SM Higgs potential to be smaller than the inflation energy 10^{65} GeV^4 all the way up to the string scale $\sim 10^{17} \text{ GeV}$. It is interesting that the allowed region is testable in future direct detection experiments [67].

We further get the DM mass $400 \text{ GeV} < m_{\text{DM}} < 470 \text{ GeV}$ if we impose the flatness of the Higgs potential $\lambda \simeq \beta_\lambda \simeq 0$ around the string scale 10^{17} GeV , as is expected from the MPP or is required in the Higgs inflation at the critical point [37, 39].

This paper is organized as follows: In Section 2, we review the Z_2 scalar model and its allowed region of the parameter space. In Section 3, we briefly explain the flat potential Higgs inflation, and its constraint on the parameter space. We will see that the DM mass is strongly constrained. In Section 4, we conclude this paper.

2 Z_2 scalar model

We add a gauge singlet real scalar S to the SM. We further impose the Z_2 symmetry under which the SM fields are even and S is odd. This Z_2 assignment prohibits the decay of S into the SM particles, making it stable. The Lagrangian is:

$$\mathcal{L} = \mathcal{L}_{\text{SM}} + \frac{1}{2}(\partial_\mu S)^2 - \frac{1}{2}m_S^2 S^2 - \frac{\rho}{4!}S^4 - \frac{\kappa}{2}S^2 H^\dagger H. \quad (1)$$

Let us first see the behavior of S as the DM. The mass eigenvalue is

$$m_{\text{DM}}^2 = m_S^2 + \frac{\kappa v^2}{2}, \quad (2)$$

where $v \simeq 246 \text{ GeV}$ is the Higgs vacuum expectation value (VEV). The singlet S takes part in the thermal bath of the SM sector through the coupling κ to the Higgs. After this interaction is frozen out, the abundance of S is fixed. Therefore, the abundance solely depends on the DM mass m_{DM} and the coupling κ , and is independent of the self coupling ρ .

For $m_{\text{DM}} \gtrsim m_h$ ($\simeq 126 \text{ GeV}$), the condition for the correct thermal abundance is [67]

$$\log_{10} \kappa \simeq -3.63 + 1.04 \log_{10} \frac{m_{\text{DM}}}{\text{GeV}}, \quad (3)$$

which is roughly $m_{\text{DM}} \sim 330 \text{ GeV} \times \frac{\kappa}{0.1}$. On the other hand, the light DM is constrained from the invisible decay width of the Higgs at the 95% C.L. [67]:

$$m_{\text{DM}} > 53 \text{ GeV}. \quad (4)$$

we do not consider the possibility of using the scalar dark matter as the inflaton. It may be interesting to pursue such a possibility in the model where the Higgs portal scalar has a Yukawa coupling to extra fermion; see e.g. Ref. [68] and references therein.

The direct detection bound from XENON100 (2012) leaves two allowed regions within 90% C.L. [67]:

$$m_{\text{DM}} < 65 \text{ GeV}, \quad m_{\text{DM}} > 80 \text{ GeV}. \quad (5)$$

Next we discuss how the existence of S affects the renormalization group (RG) running of the SM parameters. For simplicity, we employ the one-loop beta functions. Since S is gauge singlet and does not have a Yukawa coupling to the SM fermions at the one-loop level, it does not affect the beta function of the gauge and Yukawa couplings, whereas modifying the running of the Higgs quartic coupling λ via the coupling $\kappa S^2 H^\dagger H$. As the result, we get

$$\beta_\lambda = \beta_{\lambda, \text{SM}} + \frac{1}{16\pi^2} \frac{1}{2} \kappa^2, \quad (6)$$

where $\beta_\lambda = d\lambda/d\ln\mu$. Similarly, we obtain the modification to the bare Higgs mass:

$$m_B^2 = m_{B, \text{SM}}^2 - \frac{1}{2} \kappa I_1, \quad (7)$$

where

$$I_1 = \int^\Lambda \frac{d^4 p}{(2\pi)^4} \frac{1}{p^2} = \frac{\Lambda^2}{16\pi^2}, \quad (8)$$

with the integral being over the Euclidean four momenta.

The running of the new parameters κ and ρ are

$$\begin{aligned} \frac{d\kappa}{dt} &= \frac{\kappa}{16\pi^2} \left(12\lambda + \rho + 4\kappa + 6y_t^2 - \frac{3}{2}g_Y^2 - \frac{9}{2}g_2^2 \right), \\ \frac{d\rho}{dt} &= \frac{1}{16\pi^2} (3\rho^2 + 12\kappa^2), \end{aligned} \quad (9)$$

and the bare mass of S becomes

$$m_{S, B}^2 = -(2\kappa + \rho)I_1. \quad (10)$$

In this paper, we consider the case $\kappa > 0$ since we do not want to have a VEV for S . For a mildly small value of κ and ρ , the top Yukawa contribution y_t^2 dominates in the running of κ , and hence κ monotonically increases with the renormalization scale. Since S has only quartic couplings of the form ρS^4 and $\frac{\kappa}{2} S^2 |H|^2$, the coupling ρ also increases monotonically.

Here, we use the two-loop RGEs summarized in Appendix A. The initial condition for the SM parameters follow from Ref. [10]:²

$$g_2(M_t) = 0.64822 + 0.00004 \left(\frac{M_t}{\text{GeV}} - 173.10 \right) + 0.00011 \left(\frac{m_W - 80.384 \text{ GeV}}{0.014 \text{ GeV}} \right), \quad (11)$$

$$g_Y(M_t) = 0.35761 + 0.00011 \left(\frac{M_t}{\text{GeV}} - 173.10 \right) + 0.00021 \left(\frac{m_W - 80.384 \text{ GeV}}{0.014 \text{ GeV}} \right), \quad (12)$$

$$g_3(M_t) = 1.1666 + 0.00314 \left(\frac{\alpha_S(m_Z) - 0.1184}{0.0007} \right) - 0.00046 \left(\frac{M_t}{\text{GeV}} - 173.10 \right), \quad (13)$$

$$y_t(M_t) = 0.93558 + 0.00550 \left(\frac{M_t}{\text{GeV}} - 173.10 \right) - 0.00042 \left(\frac{\alpha_S(m_Z) - 0.1184}{0.0007} \right) - 0.00042 \left(\frac{m_W - 80.384 \text{ GeV}}{0.014 \text{ GeV}} \right) \pm 0.00050_{\text{th}}, \quad (14)$$

$$\lambda(M_t) = 0.12711 + 0.00206 \left(\frac{m_h}{\text{GeV}} - 125.66 \right) - 0.00004 \left(\frac{M_t}{\text{GeV}} - 173.10 \right) \pm 0.00030_{\text{th}}. \quad (15)$$

On the other hand, we can freely choose the parameters for S . Hereafter, we put subscript 0 on the parameters at the top mass scale $\mu = M_t$, and we treat κ_0 and ρ_0 as free input parameters. Though the DM mass is different from the top mass, we neglect this small threshold correction and use the RGEs shown in Appendix A from $\mu = M_t$.

The parameters κ_0, ρ_0 are not totally free but bounded by the perturbativity and stability of the theory:

- For perturbativity, it is required that κ and ρ cannot be too large up to the ultraviolet cutoff scale of the model. In this paper, we take this cutoff to be the typical string scale $\sim 10^{17} \text{ GeV}$. In Fig. 1, we have shown the region where both κ and ρ are smaller than unity. In this figure, the left of the two solid black lines corresponds to the weak coupling region. This leads to the constraint:

$$\kappa_0 < 0.4, \quad \rho_0 < 0.6. \quad (16)$$

² The latest combined result for the top quark mass is $173.34 \pm 0.76 \text{ GeV}$ [69]. In this paper, we use the capital letter for the top quark mass to indicate that it is the pole mass. Note that there can be a discrepancy between the pole mass M_t and the one measured at the hadron colliders [69]; see e.g. Refs. [6, 12]. The latter is obtained as an invariant mass of the color singlet final states, whereas the former is a pole of a colored quark. At the hadron colliders, the observed $t\bar{t}$ pair is dominantly color octet, and there may be discrepancy of order 1–2 GeV caused by drawing extra lines in the Feynman diagram to make the singlet final states. We thank Yukinari Sumino on this point. See also Ref. [70]. (This footnote is shared with the version 2 of Ref. [38] to appear.)

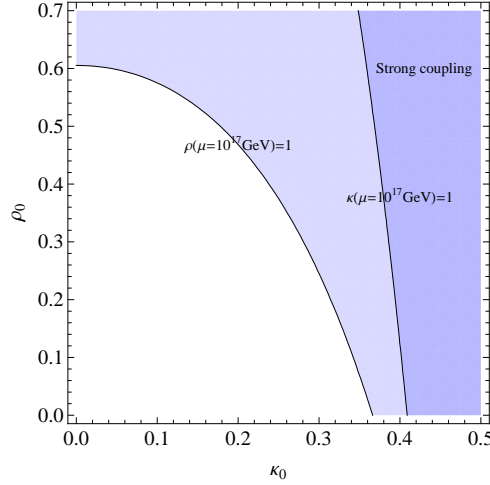


Figure 1: The black solid lines represent $\kappa = 1$ and $\rho = 1$ at $\mu = 10^{17}$ GeV, for $M_t = 173$ GeV, $\alpha_s = 0.1184$, and $m_h = 126$ GeV. Right of the upper (lower) line is the region where κ (ρ) becomes large at 10^{17} GeV. These solid lines hardly move when we vary the SM parameters within the experimental errors.

- Next let us move on to the stability bound. The parameter κ does not change its sign through the RG running; ρ monotonically increases; if $\rho_0 \geq 0$, this sector does not lead to an instability. Therefore, the instability bound is simply that λ keeps to be positive up to the cutoff scale Λ . We have plotted this bound in the M_t vs κ_0 plane in the left of Fig. 2. We see that stability is recovered by introducing κ_0 of 0 to 0.3 depending on the top quark pole mass M_t . In the right of Fig. 2, we plot $\lambda(\mu)$ for the case where λ takes its minimum value 0 around 10^{17} GeV.

Let us examine how the fact that the bare Higgs mass becomes zero at the high scale is affected by inclusion of the extra Z_2 scalar. At one-loop level, the bare Higgs mass becomes:

$$m_B^2 = - \left(6\lambda + \frac{3}{4}g_Y^2 + \frac{9}{4}g_2^2 - 6y_t^2 + \frac{1}{2}\kappa \right) I_1, \quad (17)$$

where the running couplings are evaluated at the cutoff scale Λ . The y_t^2 term is the biggest for a low cutoff scale, whereas the gauge couplings and κ dominate over y_t^2 for a larger cutoff scale; the sign is altered at an intermediate scale, where the bare mass becomes zero. In Fig. 3, we plot the contour for $m_B^2 = 0$ in the M_t vs κ_0 plane.

On the other hand, the bare mass for the newly added DM becomes

$$m_{S,B}^2 = -(2\kappa + \rho)I_1. \quad (18)$$

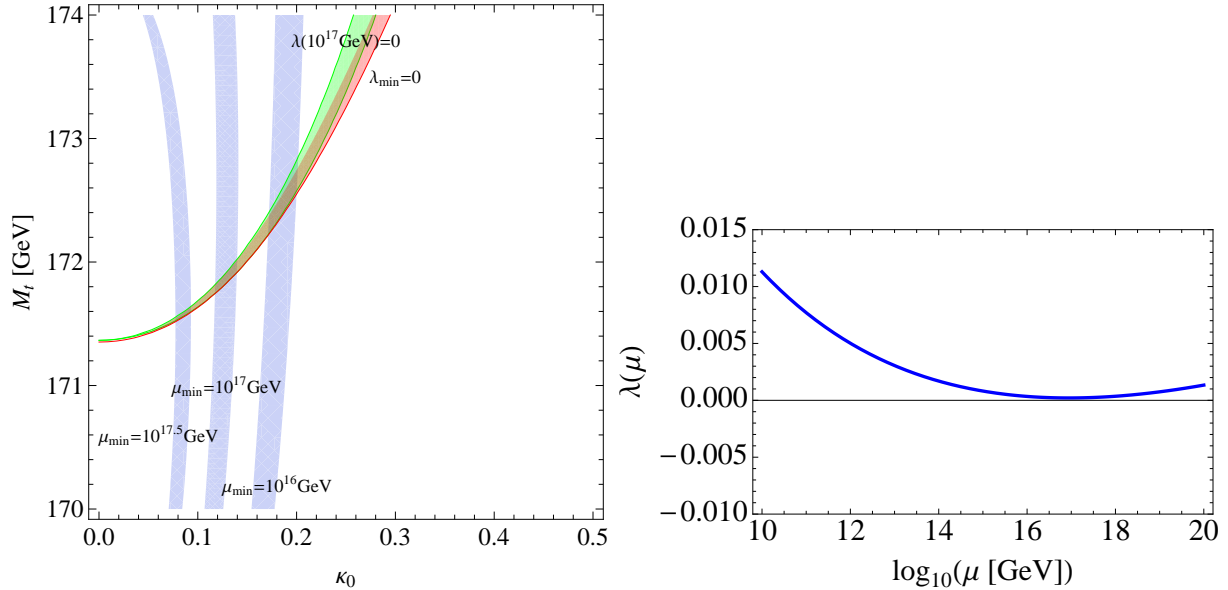


Figure 2: Left: Three vertical blue lines represent the contour on which the λ takes its minimum value at 10^{16} , 10^{17} , and 10^{18} GeV, respectively. The lower red line gives the contour where the minimal value λ_{\min} becomes zero. The upper green line gives the contour of $\lambda(10^{17} \text{ GeV}) = 0$. The width of the lines corresponds to varying ρ_0 from 0 to 0.6. When we impose the stability up to e.g. 10^{17} GeV, the allowed region is below the lower red line in the right of the $\mu_{\min} = 10^{17}$ GeV contour, and is below the upper green line in the left of the $\mu_{\min} = 10^{17}$ GeV contour. We see that varying ρ_0 does not change the stability bound much. Right: RG flow of $\lambda(\mu)$ for $M_t = 171.9 \text{ GeV}$, $\kappa_0 = 0.14$, and $\rho_0 = 0.1$. We see that λ takes its minimum $\lambda_{\min} = 0$ around 10^{17} GeV . Other parameters are set to be $m_h = 126 \text{ GeV}$, $\alpha_S = 0.1184$, and $m_W = 80.384 \text{ GeV}$.

This is always negative and does not become zero for any cutoff scale.

The bare masses become important when the temperature of the universe becomes close to Λ . The Hubble constant during the inflation gives the temperature of the de Sitter vacuum. At lower energies, the effective potential is given by the renormalized mass rather than the bare one, see e.g. Appendix B of Ref. [37]. Therefore these bare masses are irrelevant if Λ is much larger than the Hubble scale.

3 Higgs inflation constraint

We discuss the constraint on the DM mass from the Higgs inflation above cutoff that we have proposed in Ref. [37].

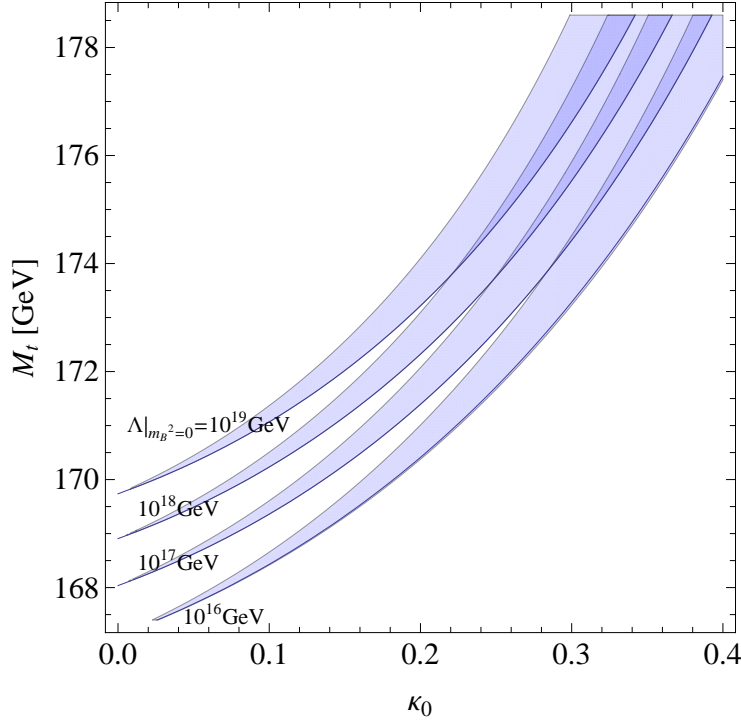


Figure 3: Contours in M_t vs κ plane on which the bare Higgs mass becomes zero at $\Lambda = 10^{16}, 10^{17}, 10^{18}$, and 10^{19} GeV from below to above, respectively. Width of each contour corresponds to varying ρ_0 from 0 to 0.6. Other parameters are taken to be $m_h = 126$ GeV, $\alpha_S = 0.1184$, and $m_W = 80.384$ GeV.

3.1 Constraint from flat potential Higgs inflation

In this scenario, we focus on the fact that the SM Higgs potential becomes flat, namely the quartic coupling λ and its beta function β_λ becomes small, at high scales. The RG improved Higgs potential is

$$V = \frac{1}{4}\lambda(h)h^4, \quad (19)$$

where we have chosen the renormalization scale $\mu = h$ for the running coupling in order to minimize the loop correction.

We can have a saddle point of this potential by tuning M_t , but this point cannot solely explain the small scalar perturbation; see e.g. Appendix A of Ref. [37]. In the Higgs inflation scenario we proposed earlier [37], we assume that the Higgs potential becomes flat above the cutoff scale of the SM, leading to the inflation. We do not know the shape of the potential above the cutoff scale, and there is a good chance that Nature realizes this scenario. Since the prediction of the inflation depends on the physics beyond the cutoff scale, one

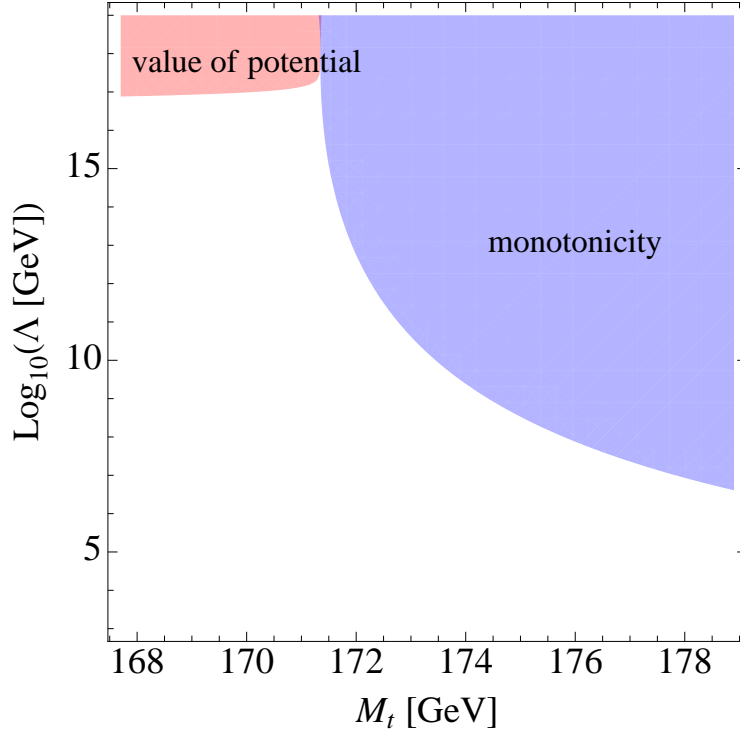


Figure 4: The region excluded by the value of the potential (left, red) and by the monotonicity (right, blue) in the Λ vs M_t plane in order to realize the flat potential Higgs inflation within the SM.

may think that this is too arbitrary. However, there are two constraints in order to achieve this scenario [37]:³

- The detection of the scalar and tensor perturbation gives the upper bound on the value of the potential:

$$V(\Lambda) < 1.9 \times 10^{65} \text{ GeV}^4 \times \left(\frac{r}{0.16} \right), \quad (20)$$

where we have used the BICEP2 bound on the tensor-to-scalar ratio, $r = 0.16^{+0.06}_{-0.05}$ [40].

- The monotonicity bound requires that the Higgs potential is monotonically increasing up to the cutoff Λ :

$$\frac{dV}{dh} \geq 0 \quad \text{for } h \leq \Lambda. \quad (21)$$

This is required in order to avoid the so-called graceful exit problem in the end of the inflation [37]. One may consider a possibility that there appears

³ See Appendix B for the possible potential above Λ .

another positive minimum below Λ , and φ goes over the barrier between this minimum and the electroweak one. As is stated in footnote 4, such a parameter region is narrow in the M_t - Λ plane, and we neglect it; see e.g. Fig. 1 in Ref. [38].

We plot these two bound in the case of the SM in Fig. 4.⁴

We note that in this scenario of the Higgs inflation above cutoff Λ , there is a lower bound on the tensor-to-scalar ratio r : In the slow roll approximation, $r = 16\epsilon_V$. The magnitude of the scalar perturbation $A_s = V_*/24\pi^2 M_P^4 \epsilon_V$ is fixed to be $A_s = 2.2 \times 10^{-9}$. The potential height during the inflation V_* should be larger than the potential height at the cutoff: $V_* > V(\Lambda)$. In particular, we get

$$r > 10^{-3} \quad (22)$$

for $\Lambda \sim 10^{17}$ GeV [37].

3.2 Dark matter mass prediction

One of the most likely cutoffs is the string scale $\sim 10^{17}$ GeV. The typical height of the potential is then $V \sim (10^{17})^4 \text{ GeV}^4 = 10^{68} \text{ GeV}^4$, which leads to too large tensor-to-scalar ratio to fit the observed cosmic microwave background spectrum. However, λ becomes small around Λ for a range of κ , and we can evade this bounds. To repeat, for the Higgs inflation above the cutoff, it is important that the discovered Higgs mass leads to very small λ at high scales in the SM and in its extensions.

Let us show that the DM mass is strongly constrained from the conditions explained in Sec. 3.1. In the left (right) of Fig. 5, we plot the excluded regions in the M_t vs κ plane for the cutoff scale $\Lambda = 10^{17}$ GeV and for $\rho_0 = 0$ (0.6). We see that the resultant constraint is $\kappa_0 < 0.32$ and $171 \text{ GeV} < M_t < 174 \text{ GeV}$. By using Eq. (3), this allowed region for κ translates to the allowed region for the DM mass shown in Fig. 6:

$$m_{\text{DM}} < 1000 \text{ GeV}. \quad (23)$$

In Fig. 6, we can see that there is a strong correlation between the top and DM masses. The relation between κ and m_{DM} is rather complicated for $\kappa < 0.04$ ($m_{\text{DM}} < 130 \text{ GeV}$) [67], and we show the region where $m_{\text{DM}} > 130 \text{ GeV}$ in Fig. 6.

The MPP [16, 17, 18] and the Higgs inflation at the critical point [38, 39] both requires the flatness of the SM potential: $\lambda \sim \beta_\lambda \sim 0$ around $\Lambda \sim$

⁴ Parametrically the monotonicity and the stability ($\lambda > 0$ for $h \leq \Lambda$) give almost identical results in the Λ vs M_t plane.

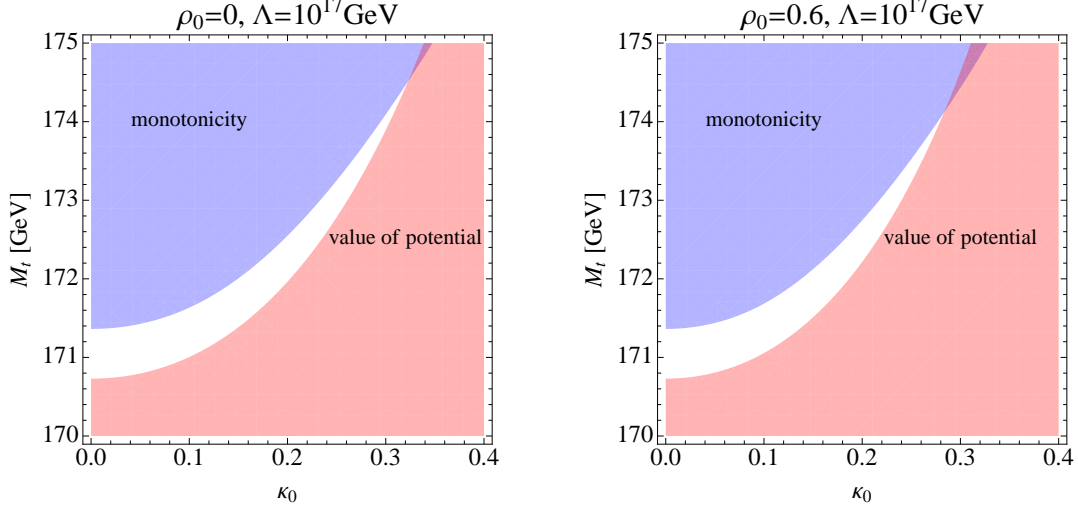


Figure 5: The excluded regions in the M_t vs κ plane from the monotonicity (upper-left, blue) and from the value of the potential (lower-right, red) in the Z_2 scalar DM model to achieve the flat potential Higgs inflation. Left and right panels are for $\rho = 0$ and 0.6 , respectively.

10^{17} GeV.⁵ When we impose this flatness condition, the coupling κ , the DM mass m_{DM} , and the top mass M_t are completely fixed as functions of ρ_0 :

$$0.12 \leq \kappa_0 \leq 0.14, \quad (24)$$

$$400 \text{ GeV} \leq m_{\text{DM}} \leq 470 \text{ GeV}, \quad (25)$$

$$171.8 \text{ GeV} \leq M_t \leq 171.9 \text{ GeV}, \quad (26)$$

where the lower and upper ends correspond to the parameter choice $\rho_0 = 0$ and 0.6 , respectively. Here we have chosen $m_h = 126$ GeV; the result is insensitive to the Higgs mass compared to the top mass. In Fig. 7, we plot κ_0 , m_{DM} , and M_t as functions of Λ ; again the lower and upper ends correspond to the parameter choice $\rho_0 = 0$ and 0.6 , respectively.

To be specific, we quote the numbers for the spin independent cross section for the DM-nucleon scattering [67]:

$$\sigma_{\text{SI}} = 9.5 \times 10^{-46} \text{ cm}^2 \left[\frac{\lambda}{0.05} \right]^2 \left[\frac{200 \text{ GeV}}{m_{\text{DM}}} \right]^2 = 8.4 \times 10^{-46} \text{ cm}^2, \quad (27)$$

where we have put Eq. (3) in the last step.

⁵ With the MPP, we impose $\lambda(\Lambda) = \beta_\lambda(\Lambda) = 0$, while for the Higgs inflation at the critical point, we need $\lambda(\Lambda) = \frac{1}{32} \frac{d\beta_\lambda}{d\ln\mu}(\Lambda)$ at the Λ where $\beta_\lambda(\Lambda) = 0$; see e.g. Ref. [38]. Parametrically both conditions give the same result.

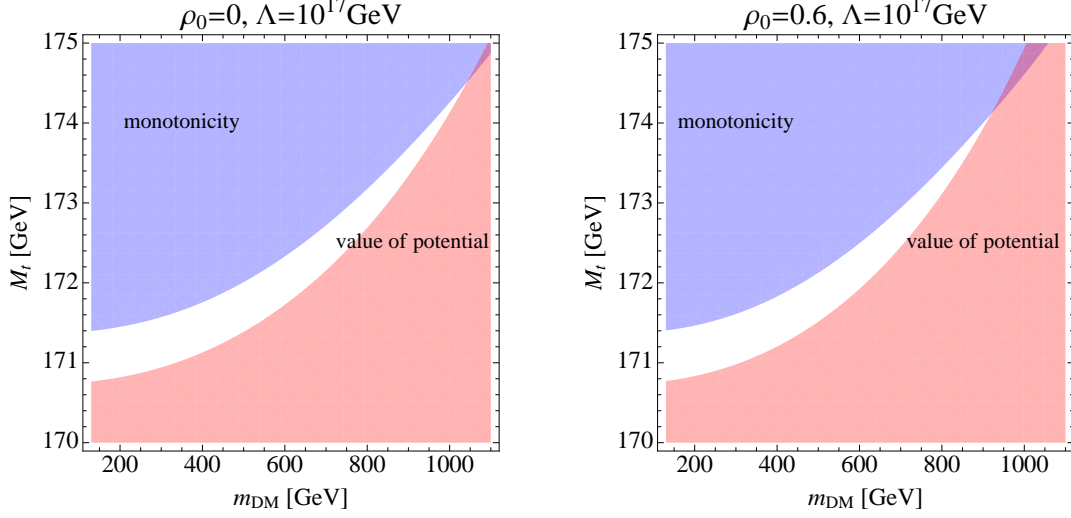


Figure 6: The excluded regions in the M_t vs m_{DM} plane from the monotonicity (upper-left, blue) and from the value of the potential (lower-right, red) in the Z_2 scalar DM model to achieve the flat potential Higgs inflation. Left and right panels are for $\rho_0 = 0$ and 0.6 , respectively.

Both of the DM mass predictions (23) and (25) with the cross section (27) are well within the reach of the future DM detection experiments such as XENON1T [71] and LUX [72]. This scenario can also be tested by the strong correlation between the DM and top masses as shown in Fig. 6 and Fig. 8.

From Fig. 7, we see that we cannot get a flat potential for $\Lambda > 10^{17.8}$ GeV. This is because the larger the Λ is, the smaller the κ_0 becomes. $\kappa_0 \rightarrow 0$ is the SM limit. In the SM, the scale of the flat potential, obtained by tuning $M_t = 171.1$ GeV, is $10^{17.8}$ GeV. When the DM decouples from the Higgs, it becomes impossible to raise the Higgs potential against the top Yukawa contribution.

If one wants, one can get the flat potential at higher $\Lambda > 10^{17.8}$ GeV by introducing the right handed neutrino. For simplicity, we consider the case where one neutrino Yukawa coupling is large. This coupling contributes to the RG running of λ above the Majorana mass similarly to the top Yukawa coupling. Therefore, balancing the contribution from the scalar DM and the right-handed neutrino, we can obtain the flat potential even above $10^{17.8}$ GeV. For example, we get $m_{\text{DM}} = 820$ GeV for $M_t = 173$ GeV, $\Lambda = 10^{18}$ GeV, $m_h = 126$ GeV, and $\rho_0 = 0.1$. See Appendix C for details.

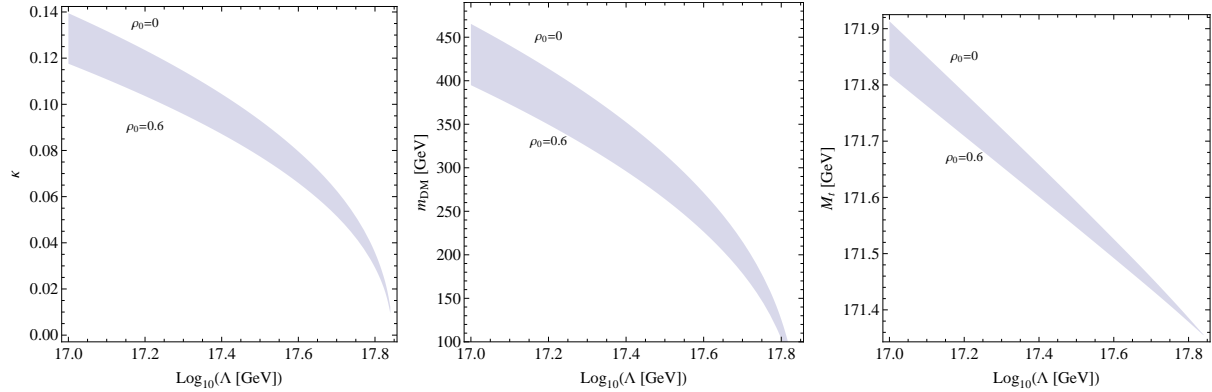


Figure 7: κ (left), m_{DM} (center), and M_t (right) as functions of Λ under the flatness assumption $\lambda(\Lambda) \sim \beta_\lambda(\Lambda) \sim 0$. The band shows the range $0 \leq \rho_0 \leq 0.6$. Higgs mass is taken to be $m_H = 126$ GeV.

4 Conclusions

We have obtained the constraints on the DM mass $m_{\text{DM}} < 1000$ GeV and on the top quark mass $171 \text{ GeV} < M_t < 174$ GeV in the Higgs portal Z_2 singlet model, imposing the condition to achieve the Higgs inflation above the cutoff [37]. We can further fix the DM mass to be $400 \text{ GeV} < m_{\text{DM}} < 470$ GeV if we impose the flatness of the potential around the string scale 10^{17} GeV, $\lambda \sim \beta_\lambda \sim 0$, as is required by the multiple point principle or by the Higgs inflation at the critical point. Both of these regions are testable in the near future by the direct and indirect DM detection experiments and by the precision measurement of the top quark pole mass.

We emphasize that the idea of the Higgs inflation above cutoff uses the fact the Higgs quartic coupling and its beta function become very close to zero around the string scale 10^{17} GeV. Therefore, if the relation between the DM and top masses is confirmed, it suggests that the cutoff of the SM is around 10^{17} GeV.⁶

This framework does not predict a particular value of the spectral index n_s , but gives the tensor-to-scalar ratio $r > 10^{-3}$. This prediction is consistent to the B-mode polarization detection by the BICEP2 experiment. It would be interesting to construct a model that makes the Higgs potential above the cutoff to be flat in field theory and in string theory [75].

⁶ See e.g. Ref. [73, 74] for an attempt along this line.

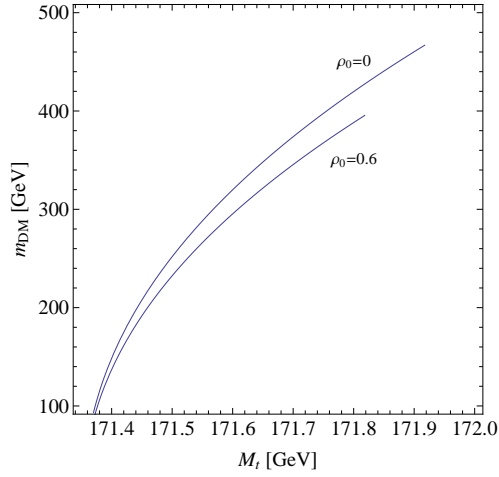


Figure 8: m_{DM} vs M_t with the same condition as in Fig. 7. The range $\Lambda > 10^{17}$ GeV is plotted.

Note added

While this paper was in preparation, there appeared Ref. [76] with similar subject. The result is in qualitative agreement with ours. Afterwards, there also appeared a related work [77].

Acknowledgement

We thank Seong Chan Park for useful discussions and Yukinari Sumino for helpful comment. This work is in part supported by the Grant-in-Aid for Scientific Research Nos. 22540277 (HK), 23104009, 20244028, and 23740192 (KO). The work of Y. H. is supported by a Grant-in-Aid for Japan Society for the Promotion of Science (JSPS) Fellows No.25·1107.

A Renormalization group equations

We summarize the two-loop RGEs:⁷

$$\begin{aligned}
\frac{dg_Y}{dt} &= \frac{1}{16\pi^2} \frac{41}{6} g_Y^3 + \frac{g_Y^3}{(16\pi^2)^2} \left(\frac{199}{18} g_Y^2 + \frac{9}{2} g_2^2 + \frac{44}{3} g_3^2 - \frac{17}{6} y_t^2 \right), \\
\frac{dg_2}{dt} &= -\frac{1}{16\pi^2} \frac{19}{6} g_2^3 + \frac{g_2^3}{(16\pi^2)^2} \left(\frac{3}{2} g_Y^2 + \frac{35}{6} g_2^2 + 12 g_3^2 - \frac{3}{2} y_t^2 \right), \\
\frac{dg_3}{dt} &= -\frac{7}{16\pi^2} g_3^3 + \frac{g_3^3}{(16\pi^2)^2} \left(\frac{11}{6} g_Y^2 + \frac{9}{2} g_2^2 - 26 g_3^2 - 2 y_t^2 \right), \\
\frac{dy_t}{dt} &= \frac{y_t}{16\pi^2} \left(\frac{9}{2} y_t^2 - \frac{17}{12} g_Y^2 - \frac{9}{4} g_2^2 - 8 g_3^2 \right) + \frac{y_t}{(16\pi^2)^2} \left(-12 y_t^2 + 6 \lambda^2 + \frac{1}{4} N \kappa^2 - 12 \lambda y_t^2 \right. \\
&\quad \left. + \frac{131}{16} g_Y^2 y_t^2 + \frac{225}{16} g_2^2 y_t^2 + 36 g_3^2 y_t^2 + \frac{1187}{216} g_Y^4 - \frac{23}{4} g_2^4 - 108 g_3^4 - \frac{3}{4} g_Y^2 g_2^2 + 9 g_2^2 g_3^2 + \frac{19}{9} g_3^2 g_Y^2 \right), \\
\frac{d\lambda}{dt} &= \frac{1}{16\pi^2} \left(\frac{1}{2} N \kappa^2 + 24 \lambda^2 - 3 g_Y^2 \lambda - 9 g_2^2 \lambda + \frac{3}{8} g_Y^4 + \frac{3}{4} g_Y^2 g_2^2 + \frac{9}{8} g_2^4 + 12 \lambda y_t^2 - 6 y_t^4 \right) \\
&\quad + \frac{1}{(16\pi^2)^2} \left\{ -2 N \kappa^3 - 5 N \kappa^2 \lambda - 312 \lambda^3 + 36 \lambda^2 (g_Y^2 + 3 g_2^2) - \lambda \left(-\frac{629}{24} g_Y^4 - \frac{39}{4} g_Y^2 g_2^2 + \frac{73}{8} g_2^4 \right) \right. \\
&\quad \left. + \frac{305}{16} g_2^6 - \frac{289}{48} g_Y^2 g_2^4 - \frac{559}{48} g_Y^4 g_2^2 - \frac{379}{48} g_Y^6 - 32 g_3^2 y_t^4 - \frac{8}{3} g_Y^2 y_t^4 - \frac{9}{4} g_2^4 y_t^2 \right. \\
&\quad \left. + \lambda y_t^2 \left(\frac{85}{6} g_Y^2 + \frac{45}{2} g_2^2 + 80 g_3^2 \right) + g_Y^2 y_t^2 \left(-\frac{19}{4} g_Y^2 + \frac{21}{2} g_2^2 \right) \right. \\
&\quad \left. - 144 \lambda^2 y_t^2 - 3 \lambda y_t^4 + 30 y_t^6 \right\}, \\
\frac{d\kappa}{dt} &= \frac{\kappa}{16\pi^2} \left(12 \lambda + \rho + \frac{N-1}{3} \rho + 4 \kappa + 6 y_t^2 - \frac{3}{2} g_Y^2 - \frac{9}{2} g_2^2 \right) \\
&\quad + \frac{\kappa}{(16\pi^2)^2} \left\{ -\left(\frac{N}{2} + 10 \right) \kappa^2 - 72 \kappa \lambda - 60 \lambda^2 - (2N+4) \kappa \rho - \left(\frac{5N+10}{18} \right) \rho^2 \right. \\
&\quad \left. - y_t^2 (12 \kappa + 72 \lambda) - \frac{27}{2} y_t^4 + g_Y^2 (\kappa + 24 \lambda) + g_2^2 (3 \kappa + 72 \lambda) + y_t^2 \left(\frac{85}{12} g_Y^2 + \frac{45}{4} g_2^2 + 40 g_3^2 \right) \right. \\
&\quad \left. + \frac{557}{48} g_Y^4 - \frac{145}{16} g_2^4 + \frac{15}{8} g_Y^2 g_2^2 \right\}, \\
\frac{d\rho}{dt} &= \frac{1}{16\pi^2} \left(3 \rho^2 + \frac{N-1}{3} \rho^2 + 12 \kappa^2 \right) + \frac{1}{(16\pi^2)^2} \left\{ -\frac{3N+14}{3} \rho^3 - 20 \kappa^2 \rho - 48 \kappa^3 \right. \\
&\quad \left. - 72 \kappa^2 y_t^2 + 24 \kappa^2 g_Y^2 + 72 \kappa^2 g_2^2 \right\}, \tag{28}
\end{aligned}$$

⁷ We calculate two-loop RGEs by using the results of Refs. [78, 79, 80]. After completion, there appeared Ref. [81] which also computes the two-loop RGEs. By putting $N = 1$ and $y_\nu = 0$ in our and their results, respectively, RGEs become the same.

where $t = \ln \mu$ and N is the number of the real singlet scalar. The model we considered in the paper is $N = 1$. The general N case corresponds to the following replacement in the Lagrangian (1),

$$S^2 \rightarrow \sum_{i=1}^N S_i^2. \quad (29)$$

When we include right handed neutrino, the one-loop RGEs are given by

$$\begin{aligned} \frac{d\lambda}{dt} &= \frac{1}{16\pi^2} \left(\frac{1}{2}\kappa^2 + 24\lambda^2 - 3g_Y^2\lambda - 9g_2^2\lambda + \frac{3}{8}g_Y^4 + \frac{3}{4}g_Y^2g_2^2 + \frac{9}{8}g_2^4 + 12\lambda y_t^2 + 4\lambda y_\nu^2 - 6y_t^4 - 2y_\nu^4 \right), \\ \frac{d\kappa}{dt} &= \frac{1}{16\pi^2} \left(12\kappa\lambda + \kappa\rho + 4\kappa^2 + 6y_t^2\kappa - \frac{3}{2}g_Y^2\kappa - \frac{9}{2}g_2^2\kappa + 2y_\nu^2\kappa \right), \\ \frac{d\rho}{dt} &= \frac{1}{16\pi^2} (3\rho^2 + 12\kappa^2), \\ \frac{dy_\nu}{dt} &= \frac{y_\nu}{16\pi^2} \left(\frac{5}{2}y_\nu^2 + 3y_t^2 - \frac{9}{4}g_2^2 - \frac{3}{4}g_Y^2 \right). \end{aligned} \quad (30)$$

The one-loop bare mass is

$$m_B^2 = - \left(6\lambda + \frac{3}{4}g_Y^2 + \frac{9}{4}g_2^2 - 6y_t^2 + \frac{1}{2}\kappa - 2y_\nu^2 \right) I_1, \quad (31)$$

$$m_{SB}^2 = - (2\kappa + \rho) I_1. \quad (32)$$

B Concrete potential above cutoff

Here we show some examples of the concrete potential above cutoff.

- In Ref. [37], we have shown the result for the log potential as a concrete example. Indeed, the Coleman-Weinberg potential in the cutoff theory leads to a log potential in the region where field value exceeds the cutoff; see Appendix B of Ref. [37]. That is, above Λ we get

$$V = V_0 + V_1 \ln \frac{h}{\Lambda}. \quad (33)$$

This potential predicts $n_s \simeq 0.98$ and $r \simeq 10^{-2}$, which requires further modification because of the recent tensor mode result from the BICEP2 experiment [40].

- In the spirit of Ref. [37], we can make use of the flat Higgs potential, and force it to be further flat above $\Lambda \sim M_P/\xi$ by introducing the non-minimal coupling ξ between the Higgs and Ricci scalar. While the original version of the Higgs inflation [82] predicts too small value of r to be consistent with the BICEP2 result, the above-stated strategy leads to sufficiently large r [38, 39]; see also [83, 84].

- If we get above the cutoff Λ

$$V = c\Lambda^2 h^2, \quad (34)$$

with c being a coefficient, then we obtain the chaotic inflation with the quadratic potential [85]. This is known to be consistent to the current observation of n_s and r [86, 40]. This kind of quadratic potential is realized if the bare mass takes a tiny non-zero value after integrating out the heavy modes, while all other terms are much suppressed. More precisely, the Coleman-Weinberg potential in the bare perturbation theory is given by

$$V(h) = \frac{m_B^2}{2}h^2 + \frac{\lambda_B}{4}h^4 + \sum_i \frac{N_i}{2} \int \frac{d^4 p}{(2\pi)^4} \ln \frac{p^2 + c_i h^2}{p^2}, \quad (35)$$

where N_i is the number of degrees of freedom, c_i is the coupling to the Higgs, and λ_B is the bare Higgs self coupling. If the top mass is 170 to 171 GeV, m_B^2 and λ_B become almost zero for the cutoff scale around 10^{17-18} GeV [8]. Further it is possible that m_B^2 is very small but non-zero and that $\lambda_B = 0$. Then Higgs quadratic term dominates the bare potential (35). The asymptotic form of the potential becomes

$$V(h) = \frac{m_B^2}{2}h^2, \quad (36)$$

and we obtain quadratic chaotic inflation.

C Right-handed neutrino

Let us examine the constraint on the Higgs portal Z_2 scalar model when we add the right handed neutrinos, in order to achieve the flat potential above $10^{17.8}$ GeV and/or with a heavier top mass $M_t > 172$ GeV. For simplicity, we add only one generation of neutrino:

$$\Delta\mathcal{L} = \bar{\nu}_R i\gamma^\mu \partial_\mu \nu_R - M_R \bar{\nu}_R^c \nu_R - (y_\nu \bar{L} H^\dagger \nu_R + \text{h.c.}). \quad (37)$$

Then the beta functions for y_t , λ and κ are modified at the one-loop level:

$$\begin{aligned} \frac{dy_t}{dt} &= \frac{y_t}{16\pi^2} \left(\frac{9}{2}y_t^2 + y_\nu^2 - \frac{17}{12}g_Y^2 - \frac{9}{4}g_2^2 - 8g_3^2 \right), \\ \frac{d\lambda}{dt} &= \frac{1}{16\pi^2} \left(\frac{1}{2}\kappa^2 + 24\lambda^2 - 3g_Y^2\lambda - 9g_2^2\lambda + \frac{3}{8}g_Y^4 + \frac{3}{4}g_Y^2g_2^2 + \frac{9}{8}g_2^4 + 12\lambda y_t^2 + 4\lambda y_\nu^2 - 6y_t^4 - 2y_\nu^4 \right), \\ \frac{d\kappa}{dt} &= \frac{1}{16\pi^2} \left(12\kappa\lambda + \kappa\rho + 4\kappa^2 + 6y_t^2\kappa - \frac{3}{2}g_Y^2\kappa - \frac{9}{2}g_2^2\kappa + 2y_\nu^2\kappa \right). \end{aligned} \quad (38)$$

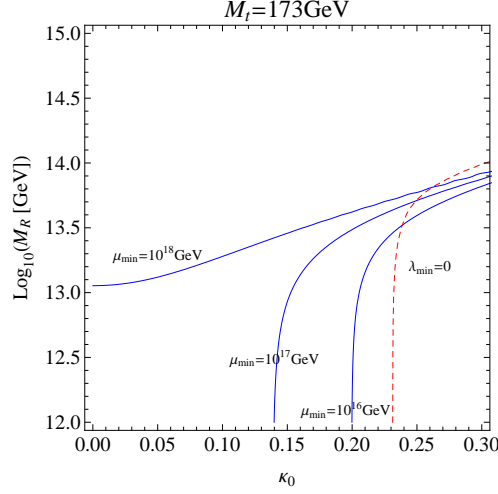


Figure 9: With the right-handed neutrino, we plot in M_R vs κ_0 plane the contours with $\mu_{\min} = 10^{16}$ GeV, 10^{17} GeV, and 10^{18} GeV by blue lines from below to above, respectively, where μ_{\min} is the scale at which $\lambda(\mu)$ takes its minimum value, $\beta_\lambda(\mu_{\min}) = 0$. We also plot a contour of $\lambda_{\min} = 0$ by the dashed (red) line, where $\lambda_{\min} = \lambda(\mu_{\min})$. Here y_ν is chosen such that the seesaw mass of the neutrino becomes 0.1 eV. Other parameters are fixed to be $m_h = 126$ GeV, $M_t = 173$ GeV, and $\rho_0 = 0.1$.

The beta function for y_ν reads

$$\frac{dy_\nu}{dt} = \frac{y_\nu}{16\pi^2} \left(\frac{5}{2}y_\nu^2 + 3y_t^2 - \frac{9}{4}g_2^2 - \frac{3}{4}g_Y^2 \right). \quad (39)$$

The modification due to the inclusion of the neutrino is in effect above the right handed Majorana mass scale, $\mu = M_R$. We see that y_ν contribute negatively to the RG running of λ , similarly to y_t . This effect is opposite to the inclusion of the scalar DM. Balancing these two, we can get the flat potential above $10^{17.8}$ GeV and/or with a heavier top mass $M_t > 172$ GeV, as is plotted in Fig. 9. Here we have chosen the Yukawa y_ν such that the neutrino mass becomes 0.1 eV. That is, we imposed

$$\frac{y_\nu^2 v^2}{2M_R} = 0.1 \text{ eV}, \quad \text{with} \quad v \simeq 246 \text{ GeV}, \quad (40)$$

at the scale $\mu = M_R$. We see from Fig. 9 that rather large $\kappa \sim 0.25$ can realize the flat potential. This value of κ corresponds to the dark matter mass 820 GeV.

References

- [1] ATLAS Collaboration, G. Aad et al., *Observation of a new particle in the search for the Standard Model Higgs boson with the ATLAS detector at the LHC*, Phys.Lett. **B716** (2012), 1–29, 1207.7214.
- [2] CMS Collaboration, S. Chatrchyan et al., *Observation of a new boson at a mass of 125 GeV with the CMS experiment at the LHC*, Phys.Lett. **B716** (2012), 30–61, 1207.7235.
- [3] M. Holthausen, K. S. Lim, and M. Lindner, *Planck scale Boundary Conditions and the Higgs Mass*, JHEP **1202** (2012), 037, 1112.2415.
- [4] F. Bezrukov, M. Y. Kalmykov, B. A. Kniehl, and M. Shaposhnikov, *Higgs Boson Mass and New Physics*, JHEP **1210** (2012), 140, 1205.2893.
- [5] G. Degrassi, S. Di Vita, J. Elias-Miro, J. R. Espinosa, G. F. Giudice, et al., *Higgs mass and vacuum stability in the Standard Model at NNLO*, JHEP **1208** (2012), 098, 1205.6497.
- [6] S. Alekhin, A. Djouadi, and S. Moch, *The top quark and Higgs boson masses and the stability of the electroweak vacuum*, Phys.Lett. **B716** (2012), 214–219, 1207.0980.
- [7] I. Masina, *The Higgs boson and Top quark masses as tests of Electroweak Vacuum Stability*, Phys.Rev. **D87** (2013), 053001, 1209.0393.
- [8] Y. Hamada, H. Kawai, and K.-y. Oda, *Bare Higgs mass at Planck scale*, Phys.Rev. **D87** (2013), no. 5, 053009, 1210.2538.
- [9] F. Jegerlehner, *The Standard model as a low-energy effective theory: what is triggering the Higgs mechanism?*, (2013), 1304.7813.
- [10] D. Buttazzo, G. Degrassi, P. P. Giardino, G. F. Giudice, F. Sala, et al., *Investigating the near-criticality of the Higgs boson*, JHEP **1312** (2013), 089, 1307.3536.
- [11] F. Jegerlehner, *The hierarchy problem of the electroweak Standard Model revisited*, (2013), 1305.6652.
- [12] Y. Hamada, H. Kawai, and K.-y. Oda, *Bare Higgs mass and potential at ultraviolet cutoff*, (2013), 1305.7055.
- [13] L. Bian, *RGE, the naturalness problem and the understanding of the Higgs mass term*, (2013), 1308.2783.
- [14] D. Jones, *The quadratic divergence in the Higgs mass revisited*, Phys.Rev. **D88** (2013), 098301, 1309.7335.
- [15] M. Al-sarhi, I. Jack, and D. Jones, *Quadratic divergences in gauge theories*, Z.Phys. **C55** (1992), 283–288.

- [16] C. Froggatt and H. B. Nielsen, *Standard model criticality prediction: Top mass 173 ± 5 -GeV and Higgs mass 135 ± 9 -GeV*, Phys.Lett. **B368** (1996), 96–102, [hep-ph/9511371](#).
- [17] C. Froggatt, H. B. Nielsen, and Y. Takanishi, *Standard model Higgs boson mass from borderline metastability of the vacuum*, Phys.Rev. **D64** (2001), 113014, [hep-ph/0104161](#).
- [18] H. B. Nielsen, *PREDicted the Higgs Mass*, (2012), 94–126, [1212.5716](#).
- [19] M. Shaposhnikov and C. Wetterich, *Asymptotic safety of gravity and the Higgs boson mass*, Phys.Lett. **B683** (2010), 196–200, [0912.0208](#).
- [20] K. A. Meissner and H. Nicolai, *Effective action, conformal anomaly and the issue of quadratic divergences*, Phys.Lett. **B660** (2008), 260–266, [0710.2840](#).
- [21] H. Aoki and S. Iso, *Revisiting the Naturalness Problem – Who is afraid of quadratic divergences? –*, Phys.Rev. **D86** (2012), 013001, [1201.0857](#).
- [22] V. V. Khoze, C. McCabe, and G. Ro, *Higgs vacuum stability from the dark matter portal*, (2014), [1403.4953](#).
- [23] A. Kobakhidze and K. L. McDonald, *Comments on the Hierarchy Problem in Effective Theories*, (2014), [1404.5823](#).
- [24] H. Kawai and T. Okada, *Solving the Naturalness Problem by Baby Universes in the Lorentzian Multiverse*, Prog.Theor.Phys. **127** (2012), 689–721, [1110.2303](#).
- [25] H. Kawai, *Low energy effective action of quantum gravity and the naturalness problem*, Int.J.Mod.Phys. **A28** (2013), 1340001.
- [26] Y. Hamada, H. Kawai, and K. Kawana, *Evidence of the Big Fix*, (2014), [1405.1310](#).
- [27] Y. Kawamura, *Naturalness, Conformal Symmetry and Duality*, PTEP **2013** (2013), no. 11, 113B04, [1308.5069](#).
- [28] Y. Kawamura, *Gauge hierarchy problem, supersymmetry and fermionic symmetry*, (2013), [1311.2365](#).
- [29] K. A. Meissner and H. Nicolai, *Conformal Symmetry and the Standard Model*, Phys.Lett. **B648** (2007), 312–317, [hep-th/0612165](#).
- [30] R. Foot, A. Kobakhidze, K. L. McDonald, and R. R. Volkas, *A Solution to the hierarchy problem from an almost decoupled hidden sector within a classically scale invariant theory*, Phys.Rev. **D77** (2008), 035006, [0709.2750](#).
- [31] S. Iso, N. Okada, and Y. Orikasa, *Classically conformal $B - L$ extended Standard Model*, Phys.Lett. **B676** (2009), 81–87, [0902.4050](#).
- [32] S. Iso, N. Okada, and Y. Orikasa, *The minimal $B - L$ model naturally realized at TeV scale*, Phys.Rev. **D80** (2009), 115007, [0909.0128](#).

- [33] S. Iso and Y. Orikasa, *TeV Scale B-L model with a flat Higgs potential at the Planck scale - in view of the hierarchy problem -*, PTEP **2013** (2013), 023B08, 1210.2848.
- [34] N. Haba, K. Kaneta, and R. Takahashi, *Planck scale boundary conditions in the standard model with singlet scalar dark matter*, (2013), 1312.2089.
- [35] M. Hashimoto, S. Iso, and Y. Orikasa, *Radiative Symmetry Breaking from Flat Potential in various $U(1)$ ' models*, (2014), 1401.5944.
- [36] P. H. Chankowski, A. Lewandowski, K. A. Meissner, and H. Nicolai, *Softly broken conformal symmetry and the stability of the electroweak scale*, (2014), 1404.0548.
- [37] Y. Hamada, H. Kawai, and K.-y. Oda, *Minimal Higgs inflation*, PTEP **2014** (2014), 023B02, 1308.6651.
- [38] Y. Hamada, H. Kawai, K.-y. Oda, and S. C. Park, *Higgs inflation still alive*, Phys.Rev.Lett. **112** (2014), 241301, 1403.5043.
- [39] F. Bezrukov and M. Shaposhnikov, *Higgs inflation at the critical point*, (2014), 1403.6078.
- [40] BICEP2 Collaboration, P. Ade et al., *BICEP2 I: Detection Of B-mode Polarization at Degree Angular Scales*, (2014), 1403.3985.
- [41] K. Kamada, T. Kobayashi, T. Kunimitsu, M. Yamaguchi, and J. Yokoyama, *Graceful exit from Higgs G-inflation*, Phys.Rev. **D88** (2013), 123518, 1309.7410.
- [42] F. Jegerlehner, *Higgs inflation and the cosmological constant*, (2014), 1402.3738.
- [43] C. Burgess, S. P. Patil, and M. Trott, *On the Predictiveness of Single-Field Inflationary Models*, (2014), 1402.1476.
- [44] H. M. Lee, *Self-complete chaotic inflation*, (2014), 1403.5602.
- [45] Y. Gong, *The challenge for single field inflation with BICEP2 result*, (2014), 1403.5716.
- [46] N. Okada, V. N. Senoguz, and Q. Shafi, *Simple Inflationary Models in Light of BICEP2: an Update*, (2014), 1403.6403.
- [47] M. Fairbairn, P. Grothaus, and R. Hogan, *The Problem with False Vacuum Higgs Inflation*, (2014), 1403.7483.
- [48] P. Di Bari, S. F. King, C. Luhn, A. Merle, and A. Schmidt-May, *Radiative Inflation and Dark Energy RIDEs Again after BICEP2*, (2014), 1404.0009.
- [49] I. Oda and T. Tomoyose, *Quadratic Chaotic Inflation from Higgs Inflation*, (2014), 1404.1538.

- [50] C. Cheng, Q.-G. Huang, and W. Zhao, *Constraints on the extensions to the base Λ CDM model from BICEP2, Planck and WMAP*, (2014), 1404.3467.
- [51] K. Enqvist, S. Nurmi, and S. Rusak, *Non-Abelian dynamics in the resonant decay of the Higgs after inflation*, (2014), 1404.3631.
- [52] K. Enqvist, T. Meriniemi, and S. Nurmi, *Higgs Dynamics during Inflation*, (2014), 1404.3699.
- [53] C.-J. Feng and X.-Z. Li, *Is Cosmological Constant Needed in Higgs Inflation?*, (2014), 1404.3817.
- [54] K. Bamba, G. Cognola, S. D. Odintsov, and S. Zerbini, *One-loop Modified Gravity in de Sitter Universe, Quantum Corrected Inflation, and its Confrontation with the Planck Result*, (2014), 1404.4311.
- [55] J. Ren, Z.-Z. Xianyu, and H.-J. He, *Higgs Gravitational Interactions, Weak Boson Scattering, and Higgs Inflation in Jordan and Einstein Frames*, (2014), 1404.4627.
- [56] S. Bartrum, M. Bastero-Gil, A. Berera, R. Cerezo, R. O. Ramos, et al., *The importance of being warm (during inflation)*, Phys.Lett. **B732** (2014), 116–121, 1307.5868.
- [57] M. Bastero-Gil, A. Berera, I. G. Moss, and R. O. Ramos, *Cosmological fluctuations of a random field and radiation fluid*, JCAP **1405** (2014), 004, 1401.1149.
- [58] M. Bastero-Gil, A. Berera, R. O. Ramos, and J. G. Rosa, *Observational implications of mattergenesis during inflation*, (2014), 1404.4976.
- [59] Y. Hosotani, *Stability of Scalar Fields in Curved Space*, Phys.Rev. **D32** (1985), 1949.
- [60] V. Silveira and A. Zee, *SCALAR PHANTOMS*, Phys.Lett. **B161** (1985), 136.
- [61] J. McDonald, *Gauge singlet scalars as cold dark matter*, Phys.Rev. **D50** (1994), 3637–3649, hep-ph/0702143.
- [62] C. Burgess, M. Pospelov, and T. ter Veldhuis, *The Minimal model of non-baryonic dark matter: A Singlet scalar*, Nucl.Phys. **B619** (2001), 709–728, hep-ph/0011335.
- [63] H. Davoudiasl, R. Kitano, T. Li, and H. Murayama, *The New minimal standard model*, Phys.Lett. **B609** (2005), 117–123, hep-ph/0405097.
- [64] B. Patt and F. Wilczek, *Higgs-field portal into hidden sectors*, (2006), hep-ph/0605188.
- [65] B. Grzadkowski and J. Wudka, *Pragmatic approach to the little hierarchy problem: the case for Dark Matter and neutrino physics*, Phys.Rev.Lett. **103** (2009), 091802, 0902.0628.

- [66] A. Drozd, B. Grzadkowski, and J. Wudka, *Multi-Scalar-Singlet Extension of the Standard Model - the Case for Dark Matter and an Invisible Higgs Boson*, JHEP **1204** (2012), 006, 1112.2582.
- [67] J. M. Cline, K. Kainulainen, P. Scott, and C. Weniger, *Update on scalar singlet dark matter*, Phys.Rev. **D88** (2013), 055025, 1306.4710.
- [68] P. Ko and W.-I. Park, *Higgs-portal assisted Higgs inflation in light of BICEP2*, (2014), 1405.1635.
- [69] D0 Collaborations, T. ATLAS, CDF, and CMS, *First combination of Tevatron and LHC measurements of the top-quark mass*, (2014), 1403.4427.
- [70] T. Horiguchi, A. Ishikawa, T. Suehara, K. Fujii, Y. Sumino, et al., *Study of top quark pair production near threshold at the ILC*, (2013), 1310.0563.
- [71] XENON1T collaboration, E. Aprile, *The XENON1T Dark Matter Search Experiment*, (2012), 1206.6288.
- [72] LUX Collaboration, D. Akerib et al., *First results from the LUX dark matter experiment at the Sanford Underground Research Facility*, (2013), 1310.8214.
- [73] S. Mizoguchi, *F-theory Family Unification*, (2014), 1403.7066.
- [74] Y. Hamada, T. Kobayashi, and S. Uemura, *Flavor structure in D-brane models: Majorana neutrino masses*, JHEP **1405** (2014), 116, 1402.2052.
- [75] Y. Hamada, H. Kawai, and K.-y. Oda, *work in progress*.
- [76] N. Haba and R. Takahashi, *Higgs inflation with singlet scalar dark matter and right-handed neutrino in the light of BICEP2*, (2014), 1404.4737.
- [77] P. Channuie and K. Karwan, *Large tensor-to-scalar ratio from Composite Inflation*, (2014), 1404.5879.
- [78] M. E. Machacek and M. T. Vaughn, *Two Loop Renormalization Group Equations in a General Quantum Field Theory. 1. Wave Function Renormalization*, Nucl.Phys. **B222** (1983), 83.
- [79] M. E. Machacek and M. T. Vaughn, *Two Loop Renormalization Group Equations in a General Quantum Field Theory. 2. Yukawa Couplings*, Nucl.Phys. **B236** (1984), 221.
- [80] M. E. Machacek and M. T. Vaughn, *Two Loop Renormalization Group Equations in a General Quantum Field Theory. 3. Scalar Quartic Couplings*, Nucl.Phys. **B249** (1985), 70.
- [81] N. Haba, H. Ishida, and R. Takahashi, *Higgs inflation and Higgs portal dark matter with right-handed neutrinos*, (2014), 1405.5738.
- [82] F. L. Bezrukov and M. Shaposhnikov, *The Standard Model Higgs boson as the inflaton*, Phys.Lett. **B659** (2008), 703–706, 0710.3755.

- [83] K. Allison, *Higgs χ -inflation for the 125-126 GeV Higgs: a two-loop analysis*, JHEP **1402** (2014), 040, 1306.6931.
- [84] J. L. Cook, L. M. Krauss, A. J. Long, and S. Sabharwal, *Is Higgs Inflation Dead?*, (2014), 1403.4971.
- [85] A. D. Linde, *Chaotic Inflation*, Phys.Lett. **B129** (1983), 177–181.
- [86] Planck Collaboration, P. Ade et al., *Planck 2013 results. XXII. Constraints on inflation*, (2013), 1303.5082.