

Multi-wavelength Emission from the Fermi Bubble I. Stochastic acceleration from Background Plasma.

K. S. Cheng¹, D. O. Chernyshov^{1,2}, V. A. Dogiel^{1,2,3}, and C. M. Ko⁴

¹Department of Physics, University of Hong Kong, Pokfulam Road, Hong Kong, China

²I.E.Tamm Theoretical Physics Division of P.N.Lebedev Institute of Physics, Leninskii pr.
53, 119991 Moscow, Russia

³Moscow Institute of Physics and Technology (State University), 9, Institutsky lane,
Dolgoprudny, 141707, Russia

⁴Institute of Astronomy, Department of Physics and Center for Complex Systems, National
Central University, Jhongli, Taiwan

November 24, 2021

Received _____; accepted _____

ABSTRACT

We analyse processes of electron acceleration in the Fermi Bubbles in order to define parameters and restrictions of the models, which are suggested for the origin of these giant radio and gamma-ray structures. In the case of leptonic origin of the nonthermal radiation from the Bubbles, these electrons should be produced somehow in-situ because of relatively short lifetime of high energy electrons, which lose their energy by synchrotron and inverse Compton processes. It has been suggested that electrons in Bubbles may be accelerated by shocks produced by tidal disruption of star accreting onto the central black hole or a process of re-acceleration of electrons ejected by supernova remnants. These processes will be investigated in subsequent papers. In this paper we focus to study in-situ stochastic (Fermi) acceleration by a hydromagnetic/supersonic turbulence, in which electrons can be directly accelerated from the background plasma. We showed that the acceleration from the background plasma is able to explain the observed fluxes of radio and gamma-ray emission from the Bubbles but the range of permitted parameters of the model is strongly restricted.

Subject headings: Galaxy: center - acceleration of particles - gamma rays: ISM

1. Introduction

Recent discovery of a mysterious, diffuse gamma-ray emission from the central portion of the Milky Way (Dobler et al. 2010; Su et al. 2010) which are seen as giant features (Fermi Bubbles) elongated perpendicular to the Galactic plane, was one of the marvelous discoveries in high energy astrophysics. The gamma-ray spectrum from the Bubbles is harder than elsewhere in the Galaxy, $dN/dE \propto E^{-2}$. This gamma-ray excess in the bubble region correlates with the earlier discovered so-called microwave haze observed by the WMAP telescope as described by Finkbeiner (2004) and Dobler & Finkbeiner (2008), and with the large scale X-ray emission region first evidenced by analysing the *ROSAT* 1.5 keV data, which clearly showed the characteristic of a bipolar flow (see Snowden et al. 1997). It was suggested that the *ROSAT* structure resulted from a fast wind that drove a shock into the halo gas with velocity $\sim 10^8$ cm/s. This phenomenon requires an energy release $\sim 10^{55}$ erg at the Galactic Center (GC), which should be periodic in a time scale of $\sim 10^7$ yrs (Bland-Hawthorn & Cohen 2003).

The WMAP haze was uncovered within the latitude range about 30° and was roughly bounded by the bipolar structure of X-rays. The existence of such haze implies a population of anomalously hard spectrum electrons toward the GC (Dobler 2012).

Recently, the Planck collaboration (Ade et al. 2013) detected a residual diffuse emission in the range above 30 GHz region surroundings of the GC whose spatial distribution correlated nicely with the Fermi Bubbles. At Galactic latitudes $|b| < 30^\circ$, the microwave haze morphology is consistent with that of the Fermi gamma-ray Bubbles (FBs). The correlation between these two features implies that the Bubbles are real and their multi-wavelength emissions have a common origin. The derived spectrum is consistent with the power-law favoring synchrotron radiation from electrons with a spectrum $dN/dE \propto E^{-2.1}$. This implies also a new mechanism for cosmic-ray acceleration in the centre of our Galaxy.

Further analysis of radio emission from the bubble region provided by Carretti et al. (2013) at 2.3 GHz detected two giant, linearly-polarized radio Lobes, emanating from the GC. The Lobes extend $\sim 60^\circ$, bear a close correspondence to the Fermi Bubbles. They concluded that the Lobes are permeated by strong magnetic field strength up to $15 \mu\text{G}$.

It is necessary to mention that the giant structures emanating from the centre of our Galaxy are not unique. Even more giant structures are clearly seen in the direction of Cen-A in GHz radio (Junkes et al. 1993; Feain et al. 2011), GeV (Yang et al. 2012) and TeV (Aharonian et al. 2009) gamma-ray ranges. Recently Stawarz et al. (2013) found X-ray features in the lobe of Cen-A which they interpreted as emission of relativistic electrons in-situ accelerated in the Cen-A lobes up to energies ~ 10 TeV. Giant X-ray and radio lobes (bubbles) were found also in the galaxies NGC 3801 (Croston et al. 2007), Mrk 6 (Mingo et. al 2011) and Circinus Galaxy (Mingo et. al 2012).

The origin of the Bubbles is actively discussed in the literature. These models include some phenomenological assumptions about processes of energy release and particle production in the Bubbles. Thus the assumed energy release in the GC needed for the bubble formation ranges from $10^{40} \text{ erg s}^{-1}$ supplied by star formation regions as assumed by Crocker & Aharonian (2011) to a hypothetical scenario of a single accretion with the released energy about 10^{56} erg (see e.g. Guo et al. 2012; Zubovas & Nayakshin 2012) when a massive molecular clouds or a star cluster was captured by the central black hole ten million years ago.

Different mechanisms of gamma-ray production in the Bubbles are suggested to explain the observed flux from the Bubbles. Thus, Crocker & Aharonian (2011) and Zubovas & Nayakshin (2012) suggested the hadronic origin of gamma-ray emission from the Bubbles, when gamma-ray photons are produced by collisions of relativistic protons with that of the background gas. Alternatively, these gamma-rays can be produced by

the inverse Compton scattering of relativistic electrons on background photons (leptonic model) and the same electrons generate radio and microwave emission from the Bubbles via synchrotron (see e.g. Su et al. 2010). There may be several sources (processes) which generate relativistic electrons in the Bubbles:

- In-situ stochastic acceleration by MHD-turbulence nearby the Bubble surface (Mertsch & Sarkar 2011).
- Acceleration by shocks originated from repeated tidal disruption of stars captured by the SMBH at the GC (Cheng et al. 2011).
- Acceleration within jets near the GC about $\sim 10^6$ yr ago, and subsequent electron transfer into the bubble by convective flows (Guo et al. 2012; Yang et al. 2013).

The goal of theoretical models is to explain a number of emission parameters which have several remarkable features in the Bubbles (see Su et al. 2010; Dobler 2012; Ade et al. 2013):

1. The structures are symmetrically elongated in the direction perpendicular to the Galactic Plane.
2. Spectra of radio emission from the Bubbles are harder than anywhere in the Galaxy, and the assumed spectrum of electrons is a power-law, $\propto E^{-2}$.
3. The spatial distribution of emission in the Bubbles shows sharp edges of the Bubbles.
4. The surface emissivity is almost uniform inside the Bubbles although findings of Hooper & Slatyer (2013) might indicate that some features of the gamma-ray spectrum at latitudes $|b| \leq 20^\circ$ could be interpreted as a contribution from the dark matter annihilation nearby the GC.

Almost all FB models on the spectra of nonthermal emission depend on free parameters that allows more or less easily to reproduce the data derived from observations. We deem that these parameters can be restricted quantitatively, if we estimate how many high energy particles can be generated by this or that mechanism of acceleration. The number of high energy particles has not been estimated previously, although this parameter gives a strong restriction on acceleration processes as we intend to show from our investigations.

Below we analyse leptonic models of gamma-rays from the FB in which gamma-rays are generated by inverse Compton. Here we do not suggest a new model of acceleration but instead our goal is to understand whether the existing models are able to provide enough emitting particles. We analyse this aspect of stochastic acceleration and shock acceleration models in this and subsequent papers.

The stochastic acceleration can be provided by interaction of charged particles with a hydromagnetic turbulence which is excited in the halo by jets (see e.g. Zubovas & Nayakshin 2012) or by a shock (as assumed by Mertsch & Sarkar 2011). Alternatively this acceleration is provided by interaction of particles with a supersonic turbulence (shocks) which arises from tidal disruptions of stars captured by the SMBH at the GC as proposed by Cheng et al. (2012). To provide seeds for stochastic acceleration in the Bubbles, there are no other evident sources of electrons except those from the background plasma or those injected from the Galactic plane by sources such as supernova remnants (SNRs), pulsars, jets, etc., or from $p - p$ collisions in the halo (secondary electrons). We aim to define model restrictions for different processes of particle acceleration in the Bubbles. In particular the goal of our analysis is to define whether the processes of stochastic or multiple shock acceleration are able to accelerate electrons up to high energies and at what conditions they provide relativistic electrons in the Bubble with the required density and spectrum.

We start from the case of stochastic acceleration from a background plasma which has

it own specificity. Particularly, in order to estimate the number of accelerated electrons we should estimate a flux of thermal electrons running-away away into the region of acceleration which is generated by Coulomb collisions of thermal particles (see for details Gurevich 1960; Dogiel 2000). Therefore, we included into the kinetic equation two additional terms describing the Coulomb scattering. The kinetic equations with terms describing particle injection from a thermal plasma have not been investigated in previous models of the FBs.

2. In-Situ Acceleration from a Background Plasma - General Remarks.

The kinetic equation for the distribution function of electrons, $f(p, t)$, in the case of in-situ acceleration has the form

$$\frac{\partial f}{\partial t} + \frac{1}{p^2} \frac{\partial}{\partial p} p^2 \left[\left(\frac{dp}{dt} \right)_C f - \{D_C(p) + D_F(p)\} \frac{\partial f}{\partial p} \right] + \frac{f}{\tau} = 0, \quad (1)$$

where the dimensionless momentum p is in units of mc . The distribution function f includes the thermal and nonthermal components of the particle distribution. Coefficient $(dp/dt)_C$ describes particle ionization/Coulomb energy losses and $D_C(p)$ describes diffusion in the momentum space due to Coulomb collisions (for equations for these term see Landau & Lifshitz 1981). The parameter τ is the lifetime of particles in the region of acceleration e.g. due to escape from there. The stochastic (Fermi) acceleration is described as diffusion in the momentum space with the coefficient $D_F(p)$, whose value is determined by the frequency of particle collisions with, e.g. magneto-hydrodynamic fluctuations or shocks. In the case of scattering by resonant MHD-waves the coefficient has the form (see e.g. Berezhinskii et al. 1990)

$$D_F(p) = 2p^2 \left(\frac{v_a}{v} \right)^2 \int_0^1 d\mu (1 - \mu^2) \frac{\nu_\mu^+ \nu_\mu^-}{(\nu_\mu^+ + \nu_\mu^-)} \quad (2)$$

where

$$\nu_\mu^\pm \simeq 2\pi^2 |\omega_H| \frac{k_{res} W^\pm(k_{res})}{H^2} \quad (3)$$

H is a strength of large scale magnetic field, and W^\pm is the power spectrum of MHD-waves propagating along a magnetic field line in the both directions. Here μ is the cosine of particle pitch-angle and

$$k_{res} = \left| \frac{eH}{pc^2 m \mu} \right|, \quad \omega_H = \frac{eH}{m_e c} \quad (4)$$

where p is in mc units.

In the case of stochastic acceleration of electrons by a supersonic turbulence the coefficient of momentum diffusion is (see Bykov & Toptygin 1993)

$$D_F(p) \sim \frac{u^2}{cl_{sh}} p^2 \quad (5)$$

where u is the shock velocity, and l_{sh} is the average separation between two shocks. The acceleration by a supersonic turbulence is possible if the mean path length of electrons determined by energy losses and spatial diffusion in the intershock medium is larger than the separation between shocks.

The acceleration is effective when the rate of acceleration exceeds that of losses, i.e. for $p > p_{inj}$

$$p_{inj} \sim D_F(p)/(dp/dt)_C. \quad (6)$$

A naive assumption could be that in the range $p < p_{inj}$ the spectrum is Maxwellian, and for $p > p_{inj}$ the spectrum is non-thermal (power-law). However, calculations of the non-thermal component is non-trivial. As Gurevich (1960) showed, the acceleration distorted the equilibrium Maxwellian spectrum of background particles because of the flux of particles running-away into the acceleration region. Even in the case when only a small part of thermal particles are accelerated and the coefficient of the kinetic equation ($(dp/dt)_C$ and D_C) are determined by the Maxwellian part of the spectrum, that makes Eq. (1) linear, a very broad transfer region between the thermal and non-thermal parts of the spectrum is generated by the acceleration. The calculation showed that the number of accelerated

particles was larger than it followed from trivial estimates. This linear approximation was used by Dogiel (2000) and Dogiel (2007) who interpreted nonthermal X-ray emission of galaxy clusters by in-situ accelerated electrons.

However, approximation of Gurevich (1960) does not take into account a backward reaction of accelerated particles on the thermal component. This effect can be analysed if the coefficients of Eq. (1), i.e. $(dp/dt)_C$ and D_C , are calculated for the total distribution function which includes both thermal and non-thermal components (see for details Landau & Lifshitz 1981). Analysis of the nonlinear version of Eq. (1) was provided by Wolfe & Melia (2006) and Petrosian & East (2008) who showed that the energy supplied by sources of stochastic acceleration was quickly absorbed by the thermal plasma because of the ionization/Coulomb energy losses of accelerated particles. As a result this acceleration is accompanied mainly by plasma overheating while a tail of nonthermal particles is not formed, i.e. the effect of stochastic acceleration is negligible.

This conclusion was later revised by Chernyshov et al. (2012) who derived from analytical and numerical calculations that the efficiency of stochastic acceleration depended strongly on parameters of acceleration. For some conditions the conclusion of Wolfe & Melia (2006) and Petrosian & East (2008) holds, i.e., plasma overheating does occur. However, there are conditions under which the acceleration forms a prominent non-thermal tail while the background plasma is not overheated.

Wolfe & Melia (2006) and Chernyshov et al. (2012) presented the coefficient $D_F(p)$ in an arbitrary form as

$$D_F(p) = \alpha p^\varsigma \theta(p - p_0), \quad (7)$$

where α , ς and p_0 are arbitrary parameters, i.e. the acceleration is effective in the momentum range $p > p_0$. We notice, however, that there are physical reasons for a cut-off at p_0 , e.g. it may occur in the MHD-spectrum of turbulence due to processes of wave

absorption by accelerated cosmic rays (CRs). In Appendix A we presented a qualitative estimations for p_0 . We showed there that for an appropriate combination of parameters the value of p_0 is about 0.2. However, this analysis is given as an illustration of potential possibility for a cut-off in a low momentum range and cannot be considered for comparison with the p_0 values derived below in Section 3 from numerical simulations.

Here we outline the analysis of in-situ particle acceleration by stochastic acceleration in the Fermi Bubbles. For details we refer the reader to Chernyshov et al. (2012).

The total power supplied by external sources to electrons is determined from Eq. (1) by the following integral

$$\dot{W} = -V_{FB} \int_{p_0}^{p_{max}} \mathcal{E} \frac{\partial}{\partial p} \left[p^2 D_F \frac{\partial f}{\partial p} \right] dp, \quad (8)$$

where \mathcal{E} is the particle kinetic energy, and $V_{FB} \sim 10^{67} \text{cm}^3$ is the volume of the Bubble.

For simplicity we present equations from Chernyshov et al. (2012) for large enough p_0 . The flux of particles, S , running-away to the acceleration region can be presented as

$$S = \alpha(\varsigma + 1)p_0^{\varsigma+1} \sqrt{\frac{2}{\pi}} \frac{N}{T} \exp\left(-\frac{\mathcal{E}_0}{T}\right) \left[1 + \frac{\alpha(\varsigma + 1)p_0^{\varsigma+1}}{A(p_0^2 + 1)} \right], \quad (9)$$

where N and T are the density and the temperature of background plasma,

$$\mathcal{E}_0 = \sqrt{p_0^2 + 1} - 1, \quad (10)$$

and

$$A = 4\pi r_e^2 c N \ln \Lambda. \quad (11)$$

Here r_e is the electron radius and $\ln \Lambda$ is the Coulomb logarithm. The spectrum of nonthermal particles can be presented as

$$f(p) = \bar{f}(\bar{p}/p)^{\varsigma+1}, \quad (12)$$

where \bar{f} is determined from the conditions by fitting between the thermal and non-thermal components of the spectrum, and \bar{p} is the momentum value at this boundary.

In the quasi-stationary approximation when variations of f is quite small the non-thermal component can be presented as

$$f(p) = -\frac{S}{\alpha(\varsigma + 1)}p^{-\varsigma-1} \quad \text{for } p > p_0. \quad (13)$$

The temperature variations due to the run-away flux S and the Coulomb losses of non-thermal particles can be presented in the simplest case as (for more accurate estimate see Chernyshov et al. 2012)

$$\frac{dT}{dt} = \frac{2S}{3N} \left[\frac{AQ(p_0, \varsigma)}{\alpha(\varsigma + 1)} - \mathcal{E}_0 \right] \quad (14)$$

where

$$Q(p_0, \varsigma) = \int_{p_0}^{\infty} x^{-\varsigma} \sqrt{x^2 + 1} dx. \quad (15)$$

3. Parameters of the Model of In-situ Stochastic Acceleration in the Fermi Bubbles

Parameters of plasma in the FB are not well-known. Below for calculations we accept them as they presented in Su et al. (2010), namely: the density $N = 10^{-2} \text{ cm}^{-3}$ and the temperature $T = 2 \text{ keV}$. Estimations of the magnetic field strength in the FB ranges from several μG up to $15 \mu\text{G}$ (see Strong et al. 2010; Jones et al. 2012; Carretti et al. 2013). The goal of these calculations is to reproduce the following characteristics of nonthermal emission from the FB:

1. The observed spectrum of gamma-rays has a cut-off at the energy about 100 GeV (Su et al. 2010) which corresponds to the maximum of electron energy about 0.3 TeV (see e.g. Cheng et al. 2011);

2. The total gamma-ray flux at energies $E > 1$ GeV is $F_\gamma \simeq 4 \times 10^{37}$ erg s⁻¹, and the spectrum can be approximated by E_γ^{-2} in the range 1 – 100 GeV (Su et al. 2010). This condition restricts the number of accelerated electrons;
3. The radio flux from the bubble in the frequency range 20-60 GHz is $(1 - 5) \times 10^{36}$ erg s⁻¹ and the spectral index of radioemission is about -0.51 (see Finkbeiner 2004; Jones et al. 2012; Ade et al. 2013);
4. The power of potential sources of energy release in the GC cannot exceed the value about 10^{40} for star formation regions (Crocker & Aharonian 2011) and 10^{41} erg s⁻¹ for tidal processes there (Cheng et al. 2011);
5. Mechanism of particle acceleration should effectively generate nonthermal particles and not to overheat the plasma (Chernyshov et al. 2012).

From these conditions a necessary set of acceleration parameters, α , ζ , τ and p_0 can be estimated using numerical simulations.

Assuming that the gamma-ray emission is produced by the accelerated relativistic electrons via inverse Compton scattering we calculated the intensity of gamma-ray emission along the line of sight \mathbf{l} from the integral

$$I_\gamma(t, E_\gamma, \mathbf{l}) = \frac{1}{4\pi} \int_{\mathbf{l}} d\mathbf{l} \int_{\epsilon} n(\epsilon, \mathbf{r}) d\epsilon \int_p p^2 f(\mathbf{r}, p, t) \left(\frac{d^2\sigma}{d\epsilon dp} \right)_{KN} dp. \quad (16)$$

Here $n(\epsilon, r)$ is the spatial distribution of background photons with the energy ϵ which was taken from Ackermann et al. (2012), $(d^2\sigma/d\epsilon dp)_{KN}$ is the Klein-Nishina cross-section taken from Blumenthal & Gould (1970).

The cut-off in the electron spectrum can be derived from the balance between the acceleration and the energy losses

$$p_c = \left(\frac{\alpha(\zeta + 1)}{\beta} \right)^{\frac{1}{3-\zeta}}, \quad (17)$$

if $\varsigma < 3$. Here the synchrotron and inverse Compton losses are presented as $dp/dt = \beta p^2$. For estimates we took $H = 5 \mu\text{G}$, density of optical photons $w_{op} = 1.6 \text{ eV/cm}^3$ and density of IR photons $w_{IR} = 0.33 \text{ eV/cm}^3$ (see Ackermann et al. 2012; Carretti et al. 2013) that gives $\beta = 1.5 \times 10^{-19} \text{ s}^{-1}$.

As follows from calculations of Cheng et al. (2011) the electrons should be accelerated in the FB up to $E_{max} \simeq 0.3 \text{ TeV}$ (condition 1). Then from Eq. (17) we can derive a function $\alpha(\varsigma)$.

In the case of stochastic acceleration the coefficients of momentum, $D_F(p)$, and spatial, $K(p)$, diffusion are proportional to each other (see e.g. Berezhinskii et al. 1990)

$$K(p)D_F(p) \approx \frac{p^2 v^2}{6} \quad (18)$$

where v is the characteristic velocity of turbulence. Then the escape time, τ in Eq. (1) is

$$\tau \approx \frac{L^2}{4K} \approx \frac{3L^2 D_F}{2p^2 v} = \frac{3\alpha L^2}{2v^2} p^{\varsigma-2}, \quad (19)$$

where $L < 3 \text{ kpc}$ is the size of acceleration region.

The effect of escape is the steepening of the spectra of acceleration particles in comparison with the approximation (12). Then for the known function $\alpha(\varsigma)$ we can derived from Eq. (1) the escape time $\tau(\alpha)$, and thus the spectrum of electrons that generates the radio flux from the FB as: $I_r \propto \nu^{-0.5}$ (condition 3).

From Eq. (16) we can find numerically the value of ς at which the spectrum of gamma-rays is power-law ($I_\gamma \propto E_\gamma^\delta$) with the spectral index of gamma-rays $\delta \simeq -2$ (condition 2). Variations of $\delta(\varsigma)$ calculated numerically are shown in Fig. 1. As one can see from this figure the required value of δ is obtained if $\varsigma \simeq 2$. For other values of ς the solution of (1) does not reproduce the observed gamma-ray spectrum from the FB. At that, the necessary value of τ is about $1.1 \times 10^{13} \text{ s}$ and $\alpha \simeq 1.6 \times 10^{-14} \text{ s}^{-1}$.

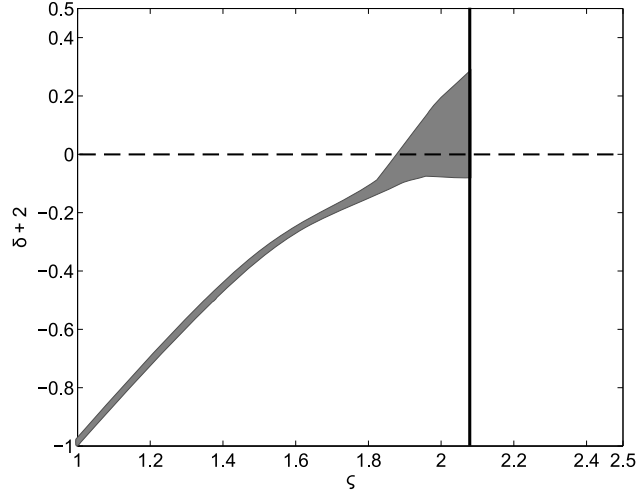


Fig. 1.— The function $\delta(\varsigma)$ derived from Conditions 2 and 3.

The next step of our calculations is to define whether the acceleration with the derived parameters α , ς and τ can provide the necessary number of relativistic electrons to reproduce the observed intensity of the radio and gamma-ray emission from the FB. As one can see from Eqs. (9) and (13) the number of accelerated electrons depends on the cut-off momentum p_0 , the larger p_0 , the smaller number of accelerated particles. However, for the value of α fixed from the cut-off position in the observed FB gamma-ray flux the maximum value of ς is determined by the density of electrons needed for the observed gamma-ray flux from the FBs and in this respect is independent of other parameters of the model. Just because of this effect the parameter ς cannot be larger than 2.1 as shown in Fig. 1 by the vertical line. We notice also that although ς is a function of α , its estimates from the electron spectrum (see Eq. (13)) or from the cut-off position (see Eq. (17)) depends logarithmically on α , and, roughly, this dependence is neglected in calculations presented in Fig. 1.

In Fig. 2 (left panel) we showed the cut-off momentum $p_0(T)$ at which the number of accelerated electrons is high enough for the observed intensity of gamma-ray emission

from the FB (condition 2). The numerical calculations were performed for the two values of the plasma density in the FB: the plasma densities $N = 10^{-2} \text{ cm}^{-3}$ (dashed line) and $N = 3 \times 10^{-3} \text{ cm}^{-3}$ (solid line). One can see that the acceleration can provide enough accelerated electrons if the temperature of background plasma is higher than $\sim 1 \text{ keV}$.

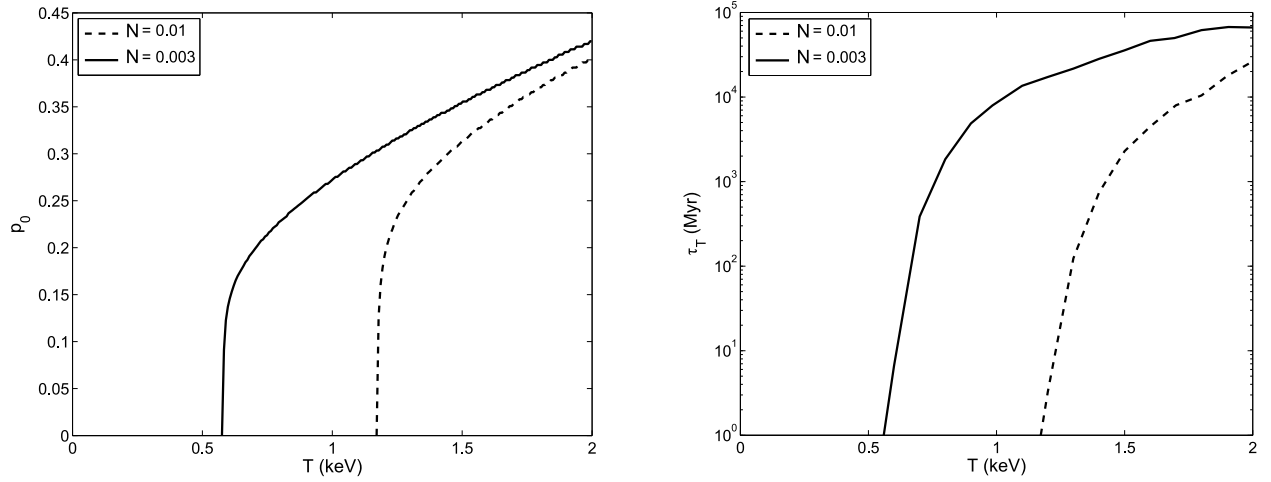


Fig. 2.— a) The function $p_0(T)$ derived from the condition that the number of accelerated electrons is enough to reproduce the observed the nonthermal emission from the FB (left panel); b) The time of plasma heating $\tau_T(T)$ derived from Eq. (21) (right panel).

On the other hand, as it was shown by Chernyshov et al. (2012) the value of p_0 should not be too small, otherwise the plasma is overheated by the acceleration particles (condition 5). This condition can be presented as an inequality

$$\tau_{acc} < \tau_T \quad (20)$$

where the acceleration time $\tau_{acc} \sim 1/\alpha$, and the characteristic time of temperature variation τ_T is

$$\tau_T = \frac{T}{dT/dt}, \quad (21)$$

where temperature variations due to heating by the accelerated electrons are described by Eq. (14).

From the derived dependence $p_0(T)$ we calculated from Eq. (21) the time of plasma heating τ_T . The results are shown in Fig. 2 (right panel). The derived acceleration time is about $\tau_{acc} \simeq 2$ Myr. Then the acceleration is possible if $\tau_{acc} < \tau_T$. As it is clear from the figure this condition is realized for temperatures higher than ~ 1 keV.

These conclusions about the plasma temperature derived from the conditions of plasma overheating and of shortage of accelerated electrons are illustrated in Fig. 3 where the plasma temperature, T , required for acceleration, is shown as a function of the plasma density, N . The functions $T(N)$ was derived for different thicknesses of the acceleration region L . The values along the curves satisfy the data $N = 10^{-2} \text{ cm}^{-3}$, $T = 2 \text{ keV}$ obtained by Su et al. (2010). We also placed in the figure the data obtained by Suzaku (see Kataoka et al. 2013) for the FB region. It seems to us that there is no serious discrepancy between results of numerical simulations and the observational data. The ROSAT data (see Snowden et al. 1997) for the FB region does not differ significantly from that of Suzaku.

These two effects of plasma overheating and of shortage of accelerated electrons are illustrated in Fig. 4 where we showed spectra of accelerated electrons for different p_0 .

From this figure one can see the reason for restricted values of p_0 . For large values of p_0 the spectrum of electrons is below the thick solid line which showed the intensity of electrons needed for the observed gamma-ray flux. Just for this reason we have a restriction that $\varsigma \lesssim 2.1$ shown by the vertical solid line in Fig. 1. For $\varsigma > 2$ the density of accelerated electrons is smaller than need for the FB gamma-ray flux. On the other hand, the stochastic acceleration forms an excess of suprathermal particles nearby the Maxwellian distribution. For $p_0 < 0.2$ this excess is so high that the electrons from this excess region heat effectively the plasma. Thus, the thermal pool absorbs the energy supplied by sources that prevents from effective acceleration.

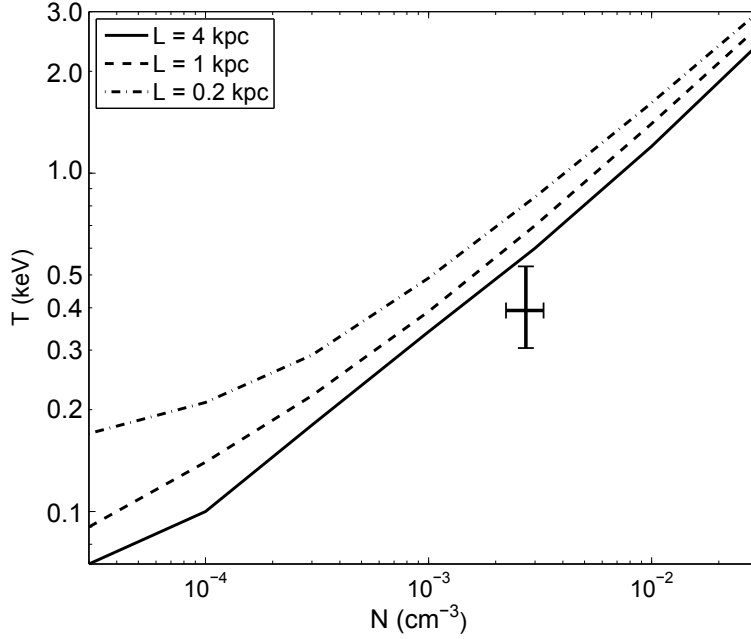


Fig. 3.— The minimum plasma temperature T required for acceleration for a given density of background plasma N . Cross marks the observations of the Fermi bubbles by Suzaku (Kataoka et al. 2013).

4. Numerical Calculations of Gamma-ray and Radio Emission from the FB

Here we present results of direct numerical calculations of the electron spectrum, gamma-ray and radio emission when the distribution function f is calculated numerically from Eq. (1) for the derived parameters of acceleration. Then the FB gamma-ray spectrum is calculated from Eq. (16). The expected radio spectrum at the frequency ν in the direction \mathbf{l} is calculated from the following equation (see for details of the equation Syrovatskii 1959; Ginzburg, & Syrovatskii 1965)

$$I_r(t, \nu, \mathbf{l}) = \frac{1}{4\pi} \int_{\mathbf{l}} d\mathbf{l} \int_E p(\nu, E) F(\mathbf{r}, E, t) dE. \quad (22)$$

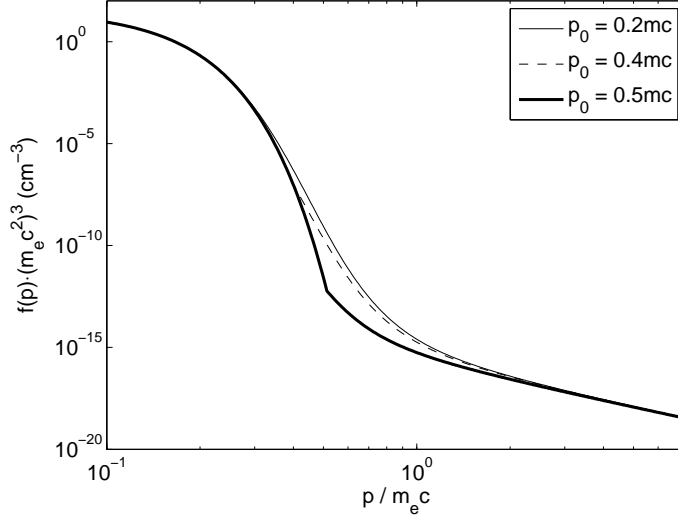


Fig. 4.— The spectrum of electrons in the Bubbles for various values of p_0 .

where $E = pc$ for relativistic electrons, $F(E) = p^2 f(p)(dp/dE)$, and the function $p(\nu, E)$ is

$$p(\nu, E) = \sqrt{3} \frac{3e^3 H_{\perp}}{mc^2} \frac{\nu}{\nu_c} \int_{\nu/\nu_c}^{\infty} K_{5/3}(x) dx \quad (23)$$

Here H_{\perp} is the average component of magnetic field perpendicular to \mathbf{l} and

$$\nu_c = \frac{3eH_{\perp}}{4\pi mc} \left(\frac{E}{mc^2} \right)^2 \quad (24)$$

For the derived values of ς , α and τ (see previous section) we calculated numerically the gamma-ray and radio intensity which are shown in Fig. 5. At that the needed value of p_0 is: $p_0 = 0.34$. The results of calculations coincide nicely with the data. Numerical calculations of the power of external sources as described by Eq. (8) are shown in Fig.6. It is accepted here that this sources of acceleration are switched on at the time $t = 0$. As one can see from the figure the power reaches its stationary state at $\dot{W} \simeq 4.5 \times 10^{39} \text{ erg s}^{-1}$ for the time $t = 4 \times 10^6 \text{ yr}$.

This value is lower than $10^{40} \text{ erg s}^{-1}$ as estimated by Crocker & Aharonian (2011)

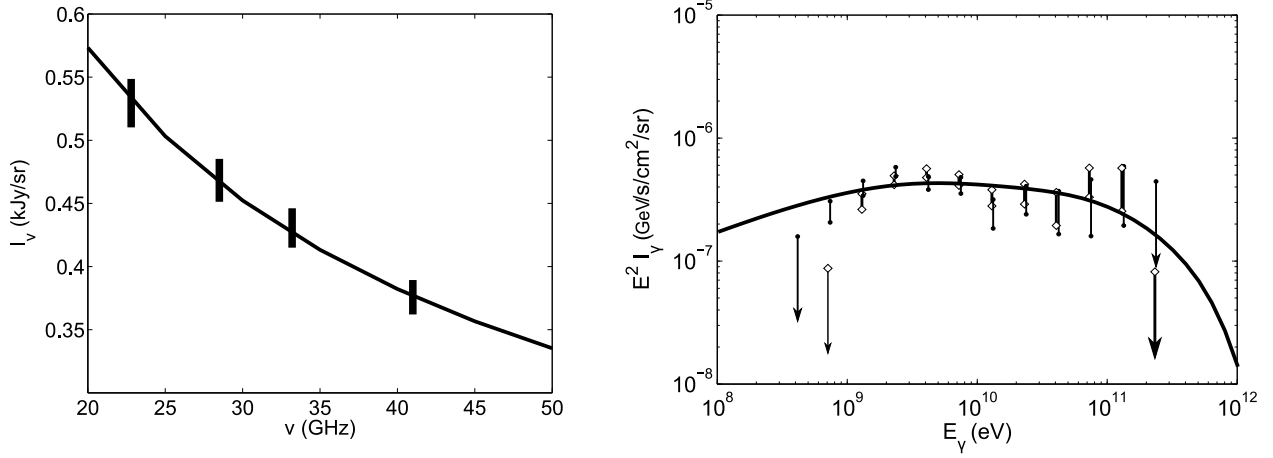


Fig. 5.— Spectrum of radio (left panel) and gamma-ray (right panel) emission from the FB. The datapoints were taken from Su et al. (2010) and Ade et al. (2013).

for the energy release provided by the star formation regions in the GC and also is below 10^{41} erg s⁻¹ as estimated by (Cheng et al. 2011) for star accretion processes onto the central black hole (condition 4). Thus, we conclude that the measured flux of radio and gamma-rays, the estimated power of sources and the upper limit of energy release in the GC are in good agreement with each other in the model.

5. Conclusion

In order to provide high energy electrons responsible for the electromagnetic radiation (gamma-ray and radio) from the Fermi Bubbles, we investigated the case of stochastic in-situ acceleration of electrons from the halo background plasma. The stochastic acceleration in the FB can be either due to charged particle interaction with resonant MHD-waves or with a supersonic turbulence in the FB as it was assumed by Cheng et al. (2012). We obtained the following conclusions:

- Two essential assumptions are used in the model: a) the FB gamma-ray emission is

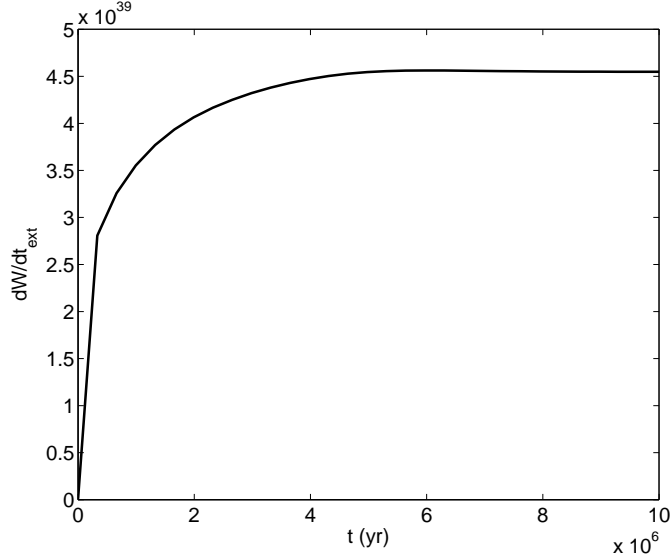


Fig. 6.— Evolution of the power supplied to the system with time.

produced by the inverse Compton scattering of relativistic electrons on the background Galactic (IR and optical) and relic photons , and b) these electrons are accelerated by stochastic (Fermi) acceleration from the background Galactic plasma whose density and temperature in the FB are accepted as $N = 10^{-2} \text{ cm}^{-3}$ and $T = 2 \text{ keV}$. The process of stochastic acceleration in the FB can be either due to particle acceleration with a supersonic turbulence as assumed by Cheng et al. (2012) or by interactions with resonant-MHD waves (see Berezhinskii et al. 1990). The goal is to define model parameters at which the gamma-ray and radio emission from the FB can be provided by this acceleration mechanism.

- As it is well-known, the process of Fermi acceleration generates very flat (hard) spectra of particles which are harder than needed for the observed gamma-ray and radio emission from the FB. Besides, accelerated particles are accumulated nearby the E_{max} (see Eq. (17)) forming there an excess of particles which also leads to a flat spectrum of the nonthermal emission generated by accelerated electrons. This

pile-up effect is similar to that from the analysis of Vannoni et al. (2009) on electron acceleration by shocks. These problems of the model are eliminated by the term of particle escape with the time τ . The escape term makes the spectrum steeper as needed for observations.

- One of the main problems of stochastic acceleration from a background plasma is (over) heating of the plasma by accelerated particles as was shown by Wolfe & Melia (2006); Petrosian & East (2008) because the energy transferred to accelerated particles is quickly dumped into the thermal plasma. This effect prevents formation of nonthermal spectra. As Chernyshov et al. (2012) showed, however, the effect of overheating depends on parameters of acceleration, and it is insignificant if the stochastic acceleration is effective for particles with high enough momenta $p > p_0$. We determined parameters of acceleration when the acceleration of electrons in the FB is possible.
- We described the stochastic (Fermi) acceleration as a momentum diffusion with the coefficient, $D_F(p) = \alpha p^\varsigma \theta(p - p_0)$, where p is the particle momentum, p_0 is a cut-off of the acceleration parameter, and α is the acceleration rate. The goal of our analysis is to define the model parameters α , ς , p_0 and τ at which the gamma-ray and radio emission from the FB can be provided by this acceleration mechanism.
- The value of p_0 is determined from the conditions that the acceleration time $\tau_{acc} \sim 1/\alpha$ is smaller than the time of the plasma heating by the acceleration particles τ_T . We showed that for the case of Bubble plasma the effect of overheating is insignificant if the stochastic acceleration is effective for particles with a high cut-off momentum $p_0 \simeq 0.34$ where p_0 is given in units of mc .
- The required spectral index of the coefficient of momentum diffusion, $D_F(p)$, is $\varsigma = 2$. The effect of particle escape from the acceleration region with the characteristic time

τ is the steepening of the spectrum of acceleration particles. The spectrum required for the observed radio emission from the FB can be obtained if the escape time $\tau = 1.1 \times 10^{13}\text{s}$ and the acceleration rate $\alpha \simeq 1.6 \times 10^{-14}\text{s}^{-1}$. As it is clear from Eq.(1), for $\varsigma = 2$ the same effect of steepening can be obtained if particles lose their energy by adiabatic energy losses inside the FBs instead of escape from there. For the rate of adiabatic losses $dp/dt = -p/3\nabla \cdot \mathbf{u}$ the necessary spectral index of accelerated particles can be obtained if $1/3\nabla \cdot \mathbf{u} = 3/\tau$.

- As follows from our numerical calculations the power supplied by external sources of acceleration in the FB should be about $\sim 4 \times 10^{39} \text{ erg s}^{-1}$. This is lower than $10^{40} \text{ erg s}^{-1}$ as estimated by Crocker & Aharonian (2011) for the energy release provided by the star formation regions in the GC and also is below $10^{41} \text{ erg s}^{-1}$ as estimated by (Cheng et al. 2011) for star acceleration processes onto the central black hole.
- In this model the power excess between supplied by external sources and that emitted by electrons in the form of gamma-ray and radio fluxes can be removed from the FBs either in the form particle escape from the bubbles or by particle interaction with the plasma outflow from the GC region (adiabatic losses).
- In principle, a physical mechanism for a cut-off p_0 in the spectrum of MHD-waves could be wave absorption by cosmic rays.
- Our investigations showed that for chosen parameters of the background plasma in the FB, the stochastic acceleration is able to provide needed number of high energy electrons in the FB if a set of the acceleration parameters is fixed. In Table 1 we summarized the required parameters of stochastic acceleration needed to reproduce the observed radio and gamma-ray emission from the FB.

Table 1: Parameters of the model of stochastic acceleration of electrons in the FB.

T (keV)	N (cm ⁻³)	H (μG)	ς	α (s ⁻¹)	p ₀	τ (s)
2	0.01	5	2	1.6 × 10 ⁻¹⁴	0.34	1.1 × 10 ¹³

Acknowledgements

The authors would like to thank the unknown referee for his careful reading of the text and many critical comments which helped to improve the text of the paper. KSC is supported by the GRF Grants of the Government of the Hong Kong SAR under HKU 701013. DOC is supported in parts by the LPI Educational-Scientific Complex, RFFI grant 12-02-31648 and Dynasty Foundation. DOC and VAD acknowledge support from the RFFI grant 12-02-00005. CMK is supported, in part, by the Taiwan National Science Council Grant NSC 102-2112-M-008-019-MY3.

A. Analytical Estimates of the Cut-off Momentum p₀

We present here a qualitative analysis as an illustration that MHD wave absorption by CRs may generate a cut-off in the spectrum of MHD waves. (Ptuskin et al. 2006, for the details of calculations and references see). In the stationary case the equation for spectral energy density of waves, $W(k, t)$ can be written as (see Norman & Ferrara 1996)

$$\frac{d\Pi(W, k, t)}{dk} = -2\Gamma_{cr}W + \Phi\delta(k - k_0), \quad (\text{A1})$$

where k is the wave-number, Φ is energy supplied by the external source at the scale $1/k_0$. Γ_{cr} is the term of wave absorption by CRs, see Berezhinskii et al. (1990)

$$\Gamma_{cr}(k) = \frac{\pi Z^2 e^2 V_A^2}{2kc^2} \int_{p_{res}(k)}^{\infty} \frac{dp}{p} F(p), \quad (\text{A2})$$

where p is the particle momentum, $p_{res}(k) = ZeB/ck$, $F(p)$ is the CR distribution. The number density of CRs is $N_{cr} = \int F(p)dp$ and $F(p) = p^2 f(p)$ where $f(p)$ is the distribution function from Eq. (1).

The term $d\Pi(W, k, t)dk$ describes the wave cascade. Spectrum of MHD turbulence in the interstellar medium is questionable and usually Kraichnan or Kolmogoroff spectra are supposed for this medium. Below we assume for simplicity that there is the Kraichnan spectrum in the FB, then equation for MHD-waves can be presented in a compact form. For the Kraichnan spectrum the wave cascade term is (see Ptuskin et al. 2006, and references therein)

$$\left(\frac{d\Pi(W, k, t)}{dk} \right)_{Kr} = \frac{d}{dk} \left[\frac{C (k^{3/2} W(k))^{3/2}}{\rho V_A} \right], \quad (\text{A3})$$

Here the constant $C \sim 1$, V_A is the Alfvén velocity and ρ is the plasma mass density.

The solution of equation (A1) is given by

$$W(k) = k^{-3/2} \left[k_0^{3/2} W(k_0) - \frac{Z^2 e^2 B^2 V_A}{8 C c^2} \int_{k_0}^k dk_1 k_1^{-5/2} \int_{p_{res}(k_1)}^{\infty} \frac{F(p) dp}{p} \right], \quad (\text{A4})$$

where $W(k_0) = \sqrt{\rho V_A S / C} k_0^{-3/2}$.

The coefficient of momentum diffusion D_p is (see Berezhinskii et al. (1990))

$$D_p(p) = p^2 \kappa(p) \quad (\text{A5})$$

where

$$\kappa(p) = \frac{12\pi V_A^2 k_{res} W(k_{res})}{v r_L B^2}. \quad (\text{A6})$$

Here B is the magnetic field strength and r_L is the particle Larmor radius $r_L = 1/k_{res}$.

From Eqs. (A4) and (A6) we have

$$\kappa(p) = \kappa_0(p) \left(1 - g \int_p^{p_L} x^{1/2} dx \int_x^{\infty} dy \frac{F(y)}{y} \right) \quad (\text{A7})$$

where

$$\kappa_0(p) = \frac{3\pi}{4} \frac{V_A^2 k_L^{3/2} W(k_L)}{v r_L B^2}, \quad (\text{A8})$$

is the diffusion coefficient determined by the Kraichnan spectrum, the coefficient g is

$$g = \sqrt{\frac{Ze}{\pi c \rho}} \frac{B^{3/2}}{16 C k_0^{3/2} W(k_0)}. \quad (\text{A9})$$

From observations the function $F(p)$ is supposed to be a power-law with the spectral index between 1.8 to 2.4 (Su et al. 2010). To simplify the calculations we take $F(p)$ in the form

$$F(p) = \frac{8 \times 10^{-12}}{mc} p^{-2.25} \text{ cm}^{-3} \text{ mc}^{-1} = \frac{\alpha_p}{mc} p^{-2.25}. \quad (\text{A10})$$

The solution for $\kappa(p)$ can be obtained in the way similar to Ptuskin et al. (2006). For the variable $x = p^{3/2}$ and the function $\phi = \frac{\kappa(p)}{\kappa_0(p)}$ we obtain from Eq. (A7)

$$\frac{d^2 \phi}{dx^2} = -\frac{4g\sqrt{mc}\alpha_p}{9} \frac{\phi(x)}{x^{2.5}}. \quad (\text{A11})$$

Solving Eq. (A11) gives

$$\kappa(p) = B \kappa_0(p) p^{3/2} J_2(\xi) \quad (\text{A12})$$

where B is a constant which can be defined from the boundary condition that $\kappa(p) = \kappa_0(p)$ at $p \rightarrow \infty$

$$\xi(p) = \sqrt{\frac{64}{9}} g \alpha_p (mc)^{1/4} p^{-3/8} \quad (\text{A13})$$

At $\xi = 5.14$ the Bessel function $J_2(\xi) = 0$. This condition just determines the cut-off momentum in Eq. (7).

If we take reasonable parameters for the FB: the average energy release there $\Phi = 10^{39}$ erg s⁻¹, the plasma density $n = 10^{-3}$ cm⁻³, we get $p_0 \simeq 0.2$.

The momentum diffusion coefficient D_p for the Bubble parameters is shown in Fig. 7 (solid line). For comparison the dash-dotted line is the diffusion coefficient for the Kraichnan spectrum of turbulence without CR absorption.

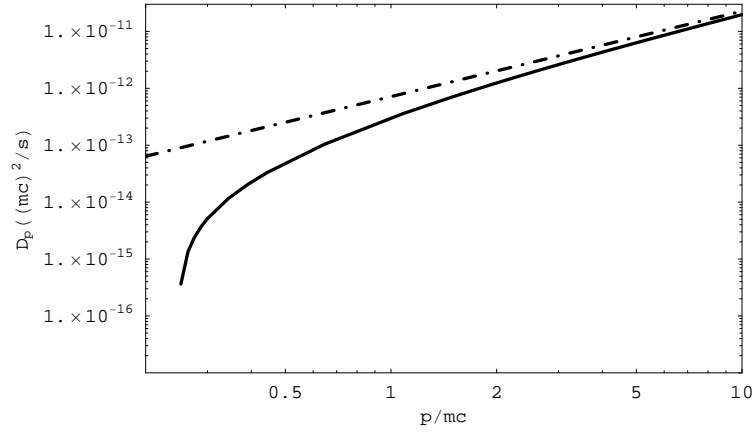


Fig. 7.— The solid line shows the momentum diffusion coefficient derived for the Bubble parameters when the CR absorption is taken into account. The dash-dotted line is the results ignoring the CR absorption.

REFERENCES

- Aharonian, F., Akhperjanian, A. G., Anton G. et al. 2009, ApJL, 695, 40
- Ackermann, M., et al., 2012, ApJ, 750, 3
- Ade, P. et al.(Planck Collaboration) 2013, A&A, 554, 139
- Berezinskii, V. S., Bulanov, S. V., Dogiel, V. A., Ginzburg, V. L., & Ptuskin, V. S. 1990, *Astrophysics of Cosmic Rays*, ed. V.L.Ginzburg, (Norht-Holland, Amsterdam)
- Bland-Hawthorn, J. & Cohen, M. 2003, ApJ, 582, 246
- Blumenthal, G. R., & Gould, R. J. 1970, Rev. Mod. Phys., 42, 237
- Bykov, A. M. & Toptygin, I. N. 1993, Physics Uspekhi, 36, 1020
- Carretti, E., Crocker, R. M., Staveley-Smith, L. 2013, Nature, 493, 66
- Cheng, K.-S., Chernyshov, D. O., Dogiel, V. A., Ko, C.-M., & Ip, W.-H. 2011, ApJ, 731, L17
- Cheng, K.-S., Chernyshov, D. O., Dogiel, V. A., et al. 2012, ApJ, 746, 116
- Chernyshov, D. O., Dogiel, V. A. & Ko, C.-M. 2012, ApJ, 759, 113
- Crocker, R. M. & Aharonian, F. 2011, PRL, 106, 101102
- Croston, J. H., Kraft, R. P. & Hardcastle, M. J. 2007, ApJ, 660, 191
- Dobler, G., & Finkbeiner, D. P. 2008, ApJ, 680, 1222
- Dobler, G., Finkbeiner, D. P., Cholis, I., et al. 2010, ApJ, 717, 825
- Dobler, G. 2012, ApJ, 760, L8

- Dogiel, V. A. 2000, A&A, 357, 66
- Dogiel, V. A., Colafrancesco, S., Ko, C. M., et al. 2007, A&A, 461, 433
- Feain, I. J., Cornwell, T. J., Ekers, R. D. et al. 2011 ApJ, 740, 17
- Finkbeiner, D. P. 2004, ApJ, 614, 186
- Ginzburg, V. L., & Syrovatskii, S. I. 1965, ARA&A, 3, 297
- Guo, F., Metheus, W. G., Dobler, G. & Oh, S. P. 2012, ApJ, 756, 182
- Gurevich, A. V. 1960, Sov. Phys. JETP, 38, 1150
- Hooper, D. & Slatyer, T.R., 2013, Physics of the Dark Universe, 2, 118
- Jones, D. I., Crocker, R. M., Reich, W., Ott, J., & Aharonian, F. A. 2012, ApJ, 747, L12
- Junkes, N., Haynes, R.F., Harnett, J. L., & Jauncey, D.L. 1993, A&A, 269, 29
- Kataoka, J., Tahara, M., Totani, T. et al. 2013, ApJ, 779, 57
- Landau, L., & Lifshitz, E. 1981, Physical Kinetics (Oxford: Pergamon Press)
- Mertsch P. & Sarkar, S. 2011, PhRvL, 107, 1101
- Mingo, B., Hardcastle, M. J., Croston, J. H. et al. 2011, ApJ, 731, 21
- Mingo, B., Hardcastle, M. J., Croston, J. H. et al. 2012, ApJ, 758, 95
- Norman, C. A. & Ferrara, A. 1996, ApJ, 467, 280
- Petrosian, V. & East, W.E. 2008, ApJ, 682, 175
- Ptuskin, V. S., Moskalenko, I. V., Jones, F. C., Strong, A. W., & Zirakashvili, V. N. 2006, ApJ, 642, 902

- Snowden, S. L., et al. 1997, *ApJ*, 485, 125
- Stawarz, Ł., Tanaka, Y. T., Madejski, G., et al. 2013, *ApJ*, 766, 48
- Strong, A. W., Porter, T. A., Digel, S. W. et al. 2010, *ApJ*, 722, L58
- Su, M., Slatyer, T. R., & Finkbeiner, D. P. 2010, *ApJ*, 724, 1044
- Syrovatskii, S. I. 1959, *SvA*, 3, 22
- Vannoni, G., Gabici, S., & Aharonian, F. A. 2009, *A&A*, 497, 17
- Wolfe, B., & Melia, F. 2006, *ApJ*, 638, 125
- Yang, R.-Z., Sahakyan, N., de Ona Wilhelmi, E., et al. 2012, *A&A*, 542, 19
- Yang, H.-Y. Karen, Ruszkowski, M., & Zweibel, E. 2013, *MNRAS*, 2432
- Zubovas, K., & Nayakshin, S. 2012, *MNRAS*, 424, 666