

Squeezing: old and new designs

B. Mielnik and J. Fuentes-Aguilar

May 26, 2022

Abstract

Some decades ago, the optical phenomena seemed to indicate the existence of the *standard quantum limit* (SQL) for the position measurements of massive particles. In his 1983 paper Yuen applies the evolution of canonical variables showing that SQL can be defeated. Below, we show that the argument can be still extended by looking for the time dependent external fields which produce the exact q, p squeezing of charged particles. The results indicate also that the squeezing operations, if real, may turn of interest for some fundamental quantum problems such as the 'delayed choice experiment' of J.A. Wheeler.

1 Introduction

In some basic control problems it is useful to apply two parallel pictures of quantum theory: that of Schrödinger (state evolution) and of Heisenberg (the evolution of observables). The superiority of Heisenberg's representation was underlined in a highly polemic article of Dirac [1]. Even if one does not share his criticism, some of its practical aspects revive in the quantum control problems. It concerns specially the mechanisms of squeezing described originally in terms of operator identities [2]. An example was also the discussion about the possibility of the exact and fast measurement of the free particle position. For some time it was believed that the measurement should obey the *standard quantum limit* (SQL), i.e., $m\langle\Delta x^2(t)\rangle_{SQL} \simeq \hbar t$. In his 1983 paper Yuen shows that (SQL) can be defeated by elementary arguments using the dynamics of *twisted* canonical observables [3]. By looking carefully, his ideas were indeed the first glimpse into the future *quantum tomography* [4, 5, 6] describing the quantum states in terms of "tomographic images" defined (*via* the Radon transforms [7, 8]) by the rotated canonical operators. Some consequences of this view for the fundamental QM problems, though not immediate, are also immanent.

In the formalism of quantum mechanics every self-adjoint operator in the Hilbert space is an *observable* representing a measuring device which performs an instantaneous check, "reducing" the wave packet to one of the eigenstates. Yet, the laboratory practice suggests less abstract images in which the act of measurement is prepared by a previous linear (unitary) evolution and the fundamental (undeterministic?) choice occurs at the very end. A part of the literature

is dedicated to fundamental controversies, i.e., whether the *decoherence* is sufficient to explain the effect (c.f. an old but still valid objection of Bohm and Bub [9], then the highly unstable ion behaviour, described by S. Haroche [10]). Note also the doubts whether the observation "reduces" only the quantum state of the system in the very instant of the measurement, or reduces the whole previous evolution trajectory (Wheeler [11]). The ideas of the dynamical squeezing are not independent of these unsolved questions.

Below, we present a review of squeezing phenomena for charged particles in a class of time dependent Hamiltonians. We consider the variable external fields as the only credible source of the phenomenon. So, we skip all formal results on time dependent masses, material constants, etc. In order to avoid complications of radiative effects, we focus attention on slow evolution processes. Our mathematical results are translated into the physical units.

Our report is organized as follows. Sec.2 presents the 'trajectory doctrine' which permits to deduce the quantum evolution in the quadratic Hamiltonians from the classical motion trajectories. In Sec's 3 and 4 we present the analogues of optical operations for massive particles. Sec.5 describes the squeezing effects in the traditional Paul's traps. Sec.6 discusses the squeezing due to rectangular steps of potentials or magnetic fields. Secs.7-9 discuss the exact solutions which permit to design their 'soft' equivalents and Sec.10 analyses their imperfections. Sec.11 discusses some fundamental paradoxes.

2 The classical-quantum duality

The phenomenon of *squeezing* might seem a lateral subject. Yet, it is an important part of the dynamical operations generated in ion traps, represented by the symplectic transformations of canonical variables q, p . The simplest facts arise already for non-relativistic time dependent, quadratic Hamiltonians with variable frequency:

$$H(\tau) = \frac{p^2}{2} + \beta(\tau) \frac{q^2}{2} \quad (1)$$

where q, p are the canonical position and momentum with $m = \hbar = 1, [q, p] = i$ and τ is a certain dimensionless time coordinate.

For nonsingular, bounded $\beta(\tau)$, the evolution equations in both classical and quantum theories, lead to the identical linear transformations of the canonical variables, represented by the same family of 2×2 symplectic *evolution matrices* $u(\tau, \tau_0)$:

$$\begin{pmatrix} q(\tau) \\ p(\tau) \end{pmatrix} = u(\tau, \tau_0) \begin{pmatrix} q(\tau_0) \\ p(\tau_0) \end{pmatrix}; \quad u(\tau_0, \tau_0) = 1 \quad (2)$$

given by the matrix equations:

$$\frac{d}{d\tau} u(\tau, \tau_0) = \Lambda(\tau) u(\tau, \tau_0); \quad \Lambda(\tau) = \begin{pmatrix} 0 & 1 \\ -\beta(\tau) & 0 \end{pmatrix} \quad (3)$$

However, the reciprocity between the classical and quantum theories does not end up here.

It turns out that, in absence of spin, each unitary evolution operator $U(\tau, \tau_0)$ in $L^2(\mathbb{R})$ generated by the time dependent, quadratic Hamiltonian (1) is determined up to a phase factor by the classical motion trajectories. Indeed, if two unitary operators U_1 and U_2 produce the same transformation of the canonical variables i.e., $U_1^\dagger q U_1 = U_2^\dagger q U_2$ and $U_1^\dagger p U_1 = U_2^\dagger p U_2$, then $U_1 U_2^\dagger$ commutes with both q and p . Hence, it commutes also with any function of q and p . Since in $L^2(\mathbb{R})$ the functions of q and p generate an irreducible algebra, then $U_1 U_2^\dagger$ must be a c -number and since it is unitary, it can be only a phase factor, $U_1 U_2^\dagger = e^{i\varphi} \Rightarrow U_1 = e^{i\varphi} U_2$ where $\varphi \in \mathbb{R}$ [12, 13, 14, 15].

Any two unitary operators which differ only by a c -number phase, even if acting differently on the *state vectors*, generate the same transformation of *quantum states*, so we shall call them *equivalent*, $U_1 \equiv U_2$. It follows immediately that the trajectories of the classical motion problem with the quadratic $H(\tau)$ determine completely the evolution of quantum pure or mixed states $\rho = \rho^\dagger \geq 0, \text{Tr} \rho = 1$ and, modulo equivalence, the entire unitary history $U(\tau)$. As the result, for the quadratic $H(\tau)$, the quantum evolution is defined exactly by the classical motion trajectories (this concerns not only the centers of the packets, but also all higher statistical moments). For the quadratic Hamiltonians, therefore, this can reduce the problem of evaluating the quantum evolution to the simpler task of integrating the classical trajectories and using the results to determine the quantum uncertainties.

3 Elementary models

Some traditional models illustrate well the above 'trajectory doctrine'. Two of them seem of special importance.

(i) The evolution of charged particles in the hyperbolically shaped ion traps [16]. The Paul's potentials $U(\mathbf{x}, t)$ in the trap interior generated by the voltage $\Phi(t)$ on the surfaces are either $U = \frac{e\Phi(t)}{r_0^2}(\frac{x^2}{2} + \frac{y^2}{2} - z^2)$ or $U = \frac{e\Phi(t)}{r_0^2}(\frac{x^2}{2} - \frac{y^2}{2})$. The problem then separates into the partial Hamiltonians of the type: $H(t) = \frac{p^2}{2m} + \frac{e\Phi(t)}{r_0^2} \frac{q^2}{2}$, where q, p represent just one of three independent pairs of the canonical observables. Now, by introducing the new dimensionless time variable $\tau = \frac{t}{T}$, where T represents an arbitrarily chosen 'time scale' one reduces each 1D Hamiltonian to a simplified form:

$$\tilde{H}(\tau) = H(t)T = \frac{\tilde{p}^2}{2} + \beta(\tau)\frac{\tilde{q}^2}{2}, \quad \beta(\tau) = \frac{e\Phi(t)T^2}{r_0^2 m} \quad (4)$$

where $\beta(\tau)$ is adimensional, the new canonical variables $\tilde{q} = \sqrt{\frac{m}{T}}q$ and $\tilde{p} = \sqrt{\frac{T}{m}}p$ are now expressed in the same units (square roots of the action), leading to the dimensionless evolution matrices $u(\tau, \tau_0)$ identical for the classical and quantum dynamics. So, without even know-

ing about the existence of quantum mechanics, the dimensionless quantities can be now constructed as

$$q_a = \frac{\tilde{q}}{\sqrt{\hbar}} = q\sqrt{\frac{m}{\hbar T}}, \quad p_a = \frac{\tilde{p}}{\sqrt{\hbar}} = p\sqrt{\frac{T}{\hbar m}} \quad (5)$$

and $H_a(t) = \frac{H(t)T}{\hbar}$, where \hbar is an arbitrarily choosen action unit. By knowing already about the quantum background of the theory, an obvious (though not obligatory) option is to choose \hbar as the Planck constant (though the other units proportional to \hbar of Planck are neither excluded).¹ By dropping the unnecessary indices, one ends up with the evolution problem (1), with an arbitrary time dependent $\beta(\tau)$ (not necessarily restricted to that of Paul [16]²).

(ii) The similar dynamical law applies to charged particles moving in a time dependent magnetic field, given (in the first step of EIH) by $\mathbf{B}(t) = \mathbf{n}B(t)$, where \mathbf{n} is a constant unit vector (defining the central z -axis of the cilindrical solenoid). Since $\mathbf{B}(\mathbf{t})$ has the vector potential $\mathbf{A}(\mathbf{x}, t) = \frac{1}{2}\mathbf{B}(\mathbf{x}, t) \times \mathbf{x}$, the Hamiltonian describing the non-relativistic motion of the charge e in the field $\mathbf{B}(\mathbf{t})$ (in Gaussian units) is expressed by

$$H(t) = \frac{1}{2m}(\mathbf{p} - \frac{e}{c}\mathbf{A})^2 = \frac{1}{2m}[\mathbf{p}^2 + \left(\frac{eB(t)}{2c}\right)^2(x^2 + y^2)] - \frac{eB(t)}{2mc}M_z \quad (6)$$

After separating the free motion along the z -axis and the easily integrable rotations caused by $M_z = xp_y - yp_x$ (both commuting with $H(t)$), the motion of the non-relativistic charged, spinless particle on 2D plane perpendicular to \mathbf{n} , obeys the simplified Hamiltonian

$$H(t) = \frac{1}{2m}[\mathbf{p}^2 + \left(\frac{eB(t)}{2c}\right)^2\mathbf{x}^2] \quad (7)$$

where \mathbf{p} and \mathbf{x} are the pairs of canonical momenta and positions on 2D plane orthogonal to \mathbf{n} . This, after using the dimensionless variables $\tau = \frac{t}{T}$, with x, p_x and y, p_y replacing q, p in (5), leads again to a pair of motions of type (1), with the dimensionless τ, q, p and

$$\beta(\tau) = \kappa^2(\tau) = \left(\frac{eTB(T\tau)}{2mc}\right)^2 \quad (8)$$

In case if $B(t)$ oscillates periodically with frequency ω the natural dimensionless time $\tau = \omega t$ leads again to an dimensionless $H_a = \frac{H(t)}{\hbar\omega}$, although the stability thresholds no longer obey the Strutt diagram (see [17, 18]).

¹For the quadratic Hamiltonians all results of "Mr. Tompkins in wonderland " of George Gamov can be deduced just by rescaling time, canonical variables and electric fields.

²In his known paper [16] W. Paul assumes the voltage on the trap walls $\Phi(t) = \Phi_0 + \Phi_1 \cos \omega t$, choosing $\tau = \frac{\omega t}{2}$. Here, we assumed simply $\tau = \omega t$ and use the Mathieu eq. together with the stability/instability (Strutt) diagramme in Bender-Orshag form to compare easily with [17]. More general τ -dependencies will be also considered.

4 The 'optics' of massive particles: classification

In quantum optics of the *coherent photon states*, an important role belongs to the *parametric amplification* of Mollow and Glauber [19]. Yet, in the description of massive particles the Heisenberg's evolution of the canonical observables (i.e., the 'trajectory doctrine') receives less attention, even though it allows to extend the optical transformations. This can be of special interest for charged particles in the ion traps, driven by the time dependent fields, coinciding or not with the formula of Paul [16]. What most interesting here is the case of quite arbitrary periodic time dependence.

For all periodic fields, $\beta(t + T) = \beta(t)$, the most important matrices (2) are $u(t_0 + T, t_0)$ describing the repeated evolution incidents. Since they are symplectic, their algebraic structure is fully defined just by one number $\Gamma = \text{Tr} u(t_0 + T, t_0)$, (unrelated to the Ermakov-Lewis invariants [?]). Though the matrices $u(t_0 + T, t_0)$ depend on t_0 , Γ does not, permitting to classify the evolution processes generating by periodic β 's. Independently on the number of physical variables contained in β , the distinction between the three parameter domains is elementary:

(I) If $|\Gamma| < 2$ then the repeated β -periods, no matter the details of the β -dependence, produce a stable evolution process. It permits to construct the global "creation" and "annihilation" operators a^+, a^- defined by the row eigenvectors of $u(t_0 + T, t_0)$, characterizing the evolution in the whole periodicity interval (compare [14, 18]).

(II) If $|\Gamma| = 2$ the process generated by β belongs to the stability threshold permitting to approximate a family of important dynamical operations including the free evolution acceleration, slowing, or inversion (cf. our discussions in [14, 15, 18]).

(III) If $|\Gamma| > 2$, then the one-period matrix $u(t_0 + T, t_0)$ produces the *squeezing* of a distinguished pair of canonical observables a^\pm defined again by the eigenvectors of $u(t_0 + T, t_0)$, though now associated with a pair of real eigenvalues, $\lambda^+ = \frac{1}{\lambda^-}$, (a^+ expands at the cost of contracting a^- or vice versa).

The above global data seem more relevant than the description in terms of the "instantaneous" creation and annihilation operators $a(t)^\dagger, a(t)$ which do not make obvious the existence of stability/squeezing thresholds. To illustrate all this, it is interesting to integrate (3) for particular case of $\beta(t) = \beta_0 + 2\beta_1 \cos t$ representing the Paul's potential though for (β_0, β_1) in the squeezing sectors.

5 The 'Mathieu squeezing'

Since the squeezing cannot occur if $\beta(\tau)$ is symmetric in the operation interval (see [15, 20, 21]), we choosed to integrate (3) for Paul's $\beta = \beta_0 + 2\beta_1 \cos \tau$ in $[\frac{\pi}{2}, \frac{5\pi}{2}]$ and β_0, β_1 varying in the second squeezing area of the Strutt diagramme (compare [17, 18]).

The continuous (red) line on Fig.1 represents the (β_0, β_1) values for which the evolution matrix $u = u(\frac{5\pi}{2}, \frac{\pi}{2})$ has $u_{1,2} = 0$, while the interrupted (blue) line contains the (β_0, β_1) for which $u_{2,1} = 0$. The intersection of both yields (β_0, β_1) granting the genuine position-momentum squeezing $q \rightarrow \lambda q$, $p \rightarrow \frac{1}{\lambda} p$, (compare [18]) while the additional numbers above the red line show a more general effect when q is squeezed (or amplified) at the cost of distinct canonical variable $a^- = u_{2,1} q + \frac{1}{\lambda} p$. Our computer programme identified (among others) the four evolution matrices representing various types of squeezing granted by 4 pairs of (β_0, β_1) reported on Fig.1, among them the u_s reports the classical coordinate squeezing at the cost of the corresponding momentum.

$$\begin{aligned} u_1 &= \begin{pmatrix} 0.3625 & 0.0023 \\ -1.1147 & 2.7518 \end{pmatrix}, & u_s &= \begin{pmatrix} 0.227570 & 0.007556 \\ 0.000447 & 4.394266 \end{pmatrix}, \\ u_2 &= \begin{pmatrix} 0.1757 & 0.0053 \\ 3.5018 & 5.7980 \end{pmatrix}, & u_3 &= \begin{pmatrix} 0.2161 & 0.0082 \\ 5.4446 & 4.8334 \end{pmatrix} \end{aligned} \quad (9)$$

The 'boring' problem of physical units brings, however, some essential data. The choice of the dimensionless $\tau = \omega t$ means that $T = \frac{1}{\omega}$ in (4). Hence, to generate the evolution matrix u_s of (9) in the single oscillation period $[\frac{\pi}{2}, \frac{5\pi}{2}]$, the oscillating Paul's voltage on the trap wall $\Phi(t) = \Phi_0 + \Phi_1 \cos \omega t \Rightarrow \beta(\tau) = \beta_0 + 2\beta_1 \cos \omega t$ must fulfill:

$$\frac{e\Phi_0}{\omega^2 r_0^2 m} = \beta_0, \quad \frac{e\Phi_1}{\omega^2 r_0^2 m} = 2\beta_1, \quad (10)$$

The effect does not even dictates any fixed potentials or frequencies. The interrelation between the dimensionless q_a, p_a transformed by (9) and the physical quantities q, p have some natural scaling freedoms. The Hamiltonians (1) and the evolution matrices (3) with the same β_0 and β_1 can describe the events in a wide class of Paul's trap with consistently rescaled e, m, r_0, ω and the $\Phi_{0,1}$ on the trap walls. In case of particles with the same mass and charge, what can vary are still the potentials and the physical time T of the operations performed in the same dimensionless interval $[\frac{\pi}{2}, \frac{5\pi}{2}]$. Curiously, the longer the physical operation time T (and smaller the frequency) the smaller voltages $\Phi_{0,1}$ are sufficient to assure the same result (though under the condition that too weak fields don't permit the particle to escape or to collide with the trap walls).

For a proton ($m = m_p \simeq 1.67 \times 10^{-24} \text{ g}$) in an unusually ample ion trap of $r_0 = 10 \text{ cm}$ and in a moderately oscillating Paul's field with ω corresponding to a 3 km long radio wave, one would have $\omega^2 r_0^2 m_p \simeq 1.67 \times 10^{-12} \text{ g} \frac{\text{cm}^2}{\text{s}^2} \simeq 1.04 \text{ eV}$, leading to the voltage estimations: $\Phi_0 \simeq 1.04 \beta_0 \text{ Volt} \simeq 1.266 \text{ Volt}$ and $\Phi_1 \simeq 2.08 \beta_1 \text{ Volt} \simeq 3.51 \text{ Volt}$. In a still wider ion trap (of an S/F size?) $r_0 = 100 \text{ cm}$, or alternatively, for $r_0 = 10 \text{ cm}$ but the frequency 10 times lower, the voltages needed on the walls would be 100 times higher. In spite of the difficulty to read some non-perturbative results from the analytic expressions [22], the above computer experiment shows that the phenomena of the coordinate squeezing indeed can happen in the Paul's traps.

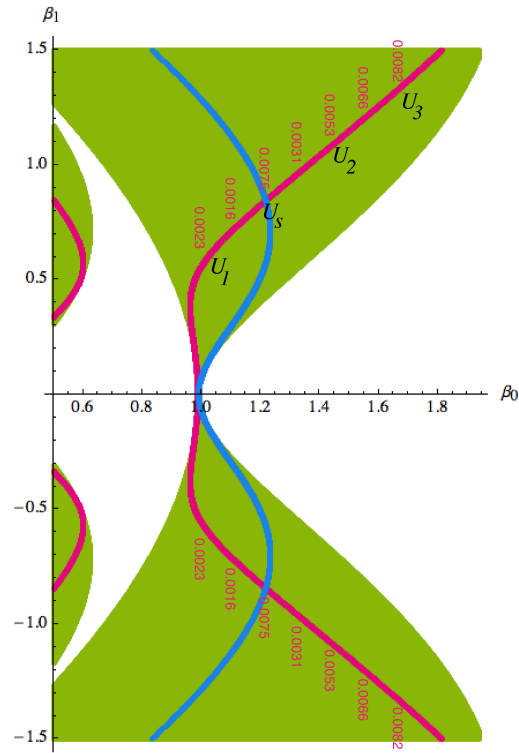


Figure 1: The squeezing in Paul's trap. The red line collects the evolution matrices (2) with $u_{1,2} = 0$ in the 2-nd squeezing area on the Strutt map. The numbers $\lambda = u_{1,1}$ above define the *squeezing* of q . The particular matrices u_1, u_s, u_2, u_3 obtained for $(\beta_0, \beta_1) = (1.054000, 0.646000), (1.217000, 0.844000), (1.577000, 1.231000), (1.774000, 1.454000)$, are reported in formula (9) .

However, one has to remember that the squeezing effects described by matrices (9) are volatile, materialising itself only in sharply defined time moments, which makes difficult the observation of the phenomenon in the oscillating trap fields.

6 The option of squeezed Fourier

Mathematically, the simplest alternative to describe the quantum operations is to consider a sequence of δ -pulses interrupting some continuous evolution process (e.g. the free evolution, the harmonic oscillation, etc. [15, 23, 24]), though the physical applications are limited by the difficulty of applying the sharp potential pulses. A less singular method would be to superpose

some incidents of unitary evolution which belong to the equilibrium zone (I) but their products don't. The most obvious candidates offer the time independent oscillator Hamiltonians (1) with the elastic force $\beta(\tau) = \kappa^2 = \text{const}$, generating the symplectic rotations $u = \begin{pmatrix} \cos \kappa \tau & \frac{\sin \kappa \tau}{\kappa} \\ -\kappa \sin \kappa \tau & \cos \kappa \tau \end{pmatrix}$. Their simplest fragments obtained for $\cos \kappa \tau = 0$ are the *squeezed Fourier transformations* $u = \begin{pmatrix} 0 & \pm \frac{1}{\kappa} \\ \mp \kappa & 0 \end{pmatrix}$. Following the proposal of Fan+Zaidi [25] and Grübl [26] it is enough to apply two such steps with different κ -values to generate the evolution matrix:

$$u_\lambda = \begin{pmatrix} 0 & \frac{1}{\kappa_1} \\ -\kappa_1 & 0 \end{pmatrix} \begin{pmatrix} 0 & \frac{1}{\kappa_2} \\ -\kappa_2 & 0 \end{pmatrix} = \begin{pmatrix} \lambda & 0 \\ 0 & \frac{1}{\lambda} \end{pmatrix}; \quad \lambda = -\frac{\kappa_2}{\kappa_1} \quad (11)$$

which produces the squeezing of the canonical pair: $q \rightarrow \lambda q, p \rightarrow \frac{1}{\lambda} p$, with the effective evolution operator: $U_\lambda = e^{i\sigma \frac{pq+qp}{2}}$; $\lambda = \ln \sigma$. It requires, of course, two different constants $\kappa_1 \neq \kappa_2$ in two different time intervals divided by a sudden potential jump. (In fact, the times τ_1 and τ_2 must fulfill $\kappa_1 \tau_1 = \kappa_2 \tau_2 = \frac{\pi}{2}$ to assure that both κ 's grant two distinct squeezed Fourier operations in their time intervals). If one wants to apply two potential steps in a neutral background, it must mean at least three jumps ($0 \rightarrow \kappa_1 \rightarrow \kappa_2 \rightarrow 0$). How can one exactly approximate a jump of the elastic potential? Moreover, as proved by analysing the behaviour of the Gaussian states, each κ -jump implies a positive or negative energy transfer to the quantum state [26]. However, could the pair of generalized Fourier operations in (11) be superposed in a soft way with an identical end result? In fact, the recent progress in the inverse evolution problem shows the possibility of such an exact, soft algorithm.

7 The soft operations

The algorithm is a consequence of some simple facts concerning the 2x2 *equidiagonal matrices* with $u_{11} = u_{22} = \frac{1}{2} \text{Tr} u$. It turns out that if two matrices u, v are equidiagonal, then the symmetric products uvu and vuv have the same property (we skip the formal algebraic descriptions)³. This does not yet help to avoid jumps in (11) but gives more flexibility in constructing the squeezed Fourier operations which now can be achieved as the symmetric products of many little oscillatory steps with different β 's acting in different time intervals. Thus, e.g., by using the fragments of the symplectic rotations v_k caused by the Hamiltonians (1) with some constant $\beta = \beta_k$ in little time intervals δ_k ($k=0,1,2,\dots$) one can define the symmetric product:

$$u = v_n \dots v_2 v_1 v_0 v_1 v_2 \dots v_n \quad (12)$$

which is again equidiagonal, with $u_{11} = u_{22} = \frac{1}{2} \text{Tr} u$. So, whenever (12) achieves $\text{Tr} u = 0$, the matrix u becomes of the *squeezed Fourier* type. The continuous equivalent can be readily ob-

³The $n \times n$ matrices with all diagonal elements the same were extensively studied by mathematicians under the name of Toeplitz matrices [27], though apparently, without noticing the physical applications.

tained. Indeed, it is enough to assume that the elastic amplitude $\beta(\tau)$ is continuous and symmetric around some point $\tau = 0$, i.e., $\beta(\tau) = \beta(-\tau)$. By considering then the limits of little jumps $\delta_n u = \delta\tau(\Lambda_n u_n + u_n \Lambda_n)$, one obtains the differential equation for $u = u(\tau, -\tau)$ representing the evolution operations of u in the expanding family of intervals $[-\tau, \tau]$:

$$\frac{du}{d\tau} = \Lambda(\tau)u + u\Lambda(\tau) \quad (13)$$

Now, since $\Lambda(t)$ is given by (3), this becomes:

$$\begin{aligned} \frac{du}{d\tau} &= \begin{pmatrix} u_{21} - \beta u_{12} & \text{Tr}u \\ -\beta \text{Tr}u & u_{21} - \beta u_{12} \end{pmatrix} \\ &= (u_{21} - \beta u_{12})\mathbb{1} + \text{Tr}u \begin{pmatrix} 0 & 1 \\ -\beta & 0 \end{pmatrix} \end{aligned} \quad (14)$$

(c.f. [15, 18]). For the symmetric $\beta(\tau)$, this permits one to determine explicitly the matrices $u = u(\tau, -\tau)$ for symmetrically growing $[-\tau, \tau]$ in terms of just one function $\theta(\tau) = u_{12}(\tau, -\tau)$. Indeed, since (14) gives the same differential equation for u_{11} and u_{22} , i.e. $\frac{du_{11}}{d\tau} = \frac{du_{22}}{d\tau} = u_{21} - \beta u_{12}$, and moreover, $u_{11} = u_{22} = 1$ at $\tau = 0$, then $u_{11} = u_{22} = \frac{1}{2}\text{Tr}u = \frac{1}{2}\theta'(\tau)$ for u of any symmetric $[-\tau, \tau]$. Now, since $u = u(\tau, -\tau)$ are symplectic, i.e., $\text{Det}u = [\frac{1}{2}\theta'(\tau)]^2 - \theta u_{21} = 1$, one immediately obtains $u_{21} = \frac{[\frac{1}{2}\theta'(\tau)]^2 - 1}{\theta}$, and the matrix eq. (14) defines the amplitude $\beta(\tau)$ which had to be applied to create the matrices $u = u(\tau, -\tau)$:

$$\beta = -\frac{\theta''}{2\theta} + \frac{(\frac{1}{2}\theta')^2 - 1}{\theta^2} \quad (15)$$

This provides the solution of the "inverse evolution problem" for u and β of any symmetric interval $[-\tau, \tau]$ in terms of $\theta(\tau)$, with relatively relaxed condition on θ .

Lemma. Suppose, $\beta(\tau)$ is continuous and symmetric in a certain interval $[T_1, T_2] \subset \mathbb{R}$, $T_1 < T_2$, given by (15) where $\theta(\tau)$ is continuous and 3 times differentiable. The conditions which assure the continuity and differentiability of β are then:

- (i) In any point t_0 where $\theta(t_0) = 0$ it should be $\theta'(t_0) = \pm 2$.
- (ii) In any point τ where $\theta(\tau) \neq 0$ but $\theta'(\tau) = 0$ the matrix u in (14) represents the squeezed Fourier transformation. If then $\theta''(\tau)\theta(\tau) = -2$, then $\beta(\tau) = 0$. If moreover $\theta'''(\tau) = 0$, then also $\beta'(\tau) = 0$.

Proof: follows straightforwardly by applying (15). In particular, since (14) together with the initial condition imply $u_{11} = u_{22} = \frac{1}{2}\theta'(\tau)$, then whenever $\theta' = 0$ both $u_{11} = u_{22} = 0$ leading to $u_{12} = b \neq 0$, $b_{21} = -\frac{1}{b}$, i.e. the general form of the *squeezed Fourier* transformation.

8 The simplest cases

As already found, there are polynomial models of $\theta(\tau)$ [15] making possible the soft generation of the squeezed Fourier transformations in arbitrarily short or arbitrarily long time interval by continuous, differentiable $\beta(\tau)$ (no sudden jumps!). The polynomials, however, are just a mathematic example. In fact, the techniques of producing an arbitrarily time dependent fields in Paul's traps still wait to be elaborated. As it seems, empirically easier would be the manipulation by harmonically oscillating θ 's. As the most elementary case, let us consider the evolution guided by the θ function with 3 frequencies only. In dimensionless variables:

$$\theta(\tau) = a_1 \sin \tau + a_3 \sin 3\tau + a_5 \sin 5\tau \quad (16)$$

Note that for $\theta(\tau)$ given by (16) the corresponding $\beta(\tau)$ defined by (15) is symmetric around $\tau = 0$. The conditions of our lemma for the "soft Fourier" with $u_{12} = b$ in the symmetric interval $[-\frac{\pi}{2}, \frac{\pi}{2}]$ then tell:

$$\theta'(0) = a_1 + 3a_3 + 5a_5 = 2, \theta(\frac{\pi}{2}) = a_1 - a_3 + a_5 = b, \theta''(\frac{\pi}{2}) = -a_1 + 9a_3 - 25a_5 = -\frac{2}{b} \quad (17)$$

(where the first identity grants the nonsingularity of β in 0 the second one defines the magnitude of the F-squeezing and the last one grants the vanishing of β at $\tau = \pm\frac{\pi}{2}$) and are fulfilled by:

$$a_1 = \frac{1}{16}(4 - \frac{2}{b} + 15b), \quad a_3 = \frac{1}{32}(12 - \frac{2}{b} - 5b), \quad a_5 = \frac{1}{32}(4 + \frac{2}{b} - 3b) \quad (18)$$

where b is an arbitrary real constant. The three symmetric amplitudes with $b = 2, b = 2 - \frac{1}{12}$ and $b = 2 - \frac{1}{5}$ in the operation interval $[-\frac{\pi}{2}, \frac{\pi}{2}]$ are represented on Fig.2 below.

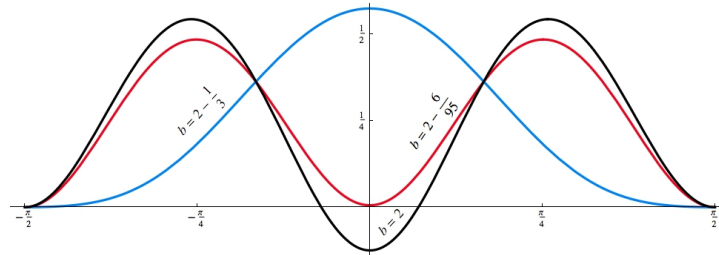


Figure 2: The form of three symmetric β -amplitudes vanishing softly on the borders of the interval $[-\frac{\pi}{2}, \frac{\pi}{2}]$, all of them assuring the generation of the squeezed Fourier operations generated by the Hamiltonian (1). Two of them for $2 - \frac{6}{95}$ and $2 - \frac{1}{3}$ which do not cross to the negative values are adequate to achieve the 'squeezed Fourier' operations by time dependent magnetic field. If used in the Paul's traps, they are dimensionless representants of the time dependent potentials $\Phi(t)$, but if describing the operations of magnetic fields $B(t)$, they correspond to $[B(t)]^2$.

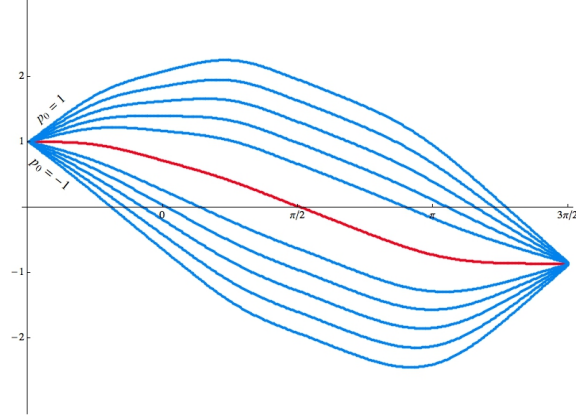


Figure 3: The congruence of the charged trajectories in dimensionless variables generated by the pair of the squeezed Fourier operations induced by two 'soft' β -amplitudes of Fig.2 for $b = 2 - \frac{6}{95}$ and $b = 2 - \frac{1}{3}$ in two subsequent intervals $[-\frac{\pi}{2}, \frac{\pi}{2}]$ and $[\frac{\pi}{2}, \frac{3\pi}{2}]$. The final result is the q -squeezing with $\lambda = -1.16211$. If generated by a magnetic field in a cillindric solenoid, it would mean the λ -expansion of both coordinates $q = x, y$.

Of course, the θ and β -pulses determined by (16) and (17), shown on Figs.2,3 are only the simplest options of generating exactly the 'squeezed Fourier' and - by superposing - the multiple squeeze (or amplification) of q and p . In the axially symmetric Paul's traps it gives the simultaneous squeeze (expansion) of both cartesian coordinates on the 2D plane orthogonal to the symmetry axis. The situation is similar for operations using the time dependent magetic fields. In fact, the results Sec.7 and Figs.2-3 can be easily simulated just by replacing the pair of positive ampltudes $\beta(\tau)$ on Fig.2 by the dimensionless quantity defined by formula (8). In both cases, the graphics on Fig.3 presents the congruences of classical trajectories showong the effects of squeezing/amplification free of any violent shocks. The question remains about the quantum equivalents, i.e., whether the *soft* potential or magnetic pulses are able to keep the charged particle in the operation domain?

9 Quantum control operations

However, everything indicates that the effect holds also for the slowly varying magnetic fields.

Here, one can use the *soft* pulse amplitudes of Fig.2 to obtain the

To verify the effect on purely classical level, we have performed the integration of two consecutive (but different) squeezed Fourier operations, obtaining the squeezing matrix with $\lambda \simeq -1.16$ or, after n repetitions $\lambda \simeq (-1.16)^n$ (see Fig.3).

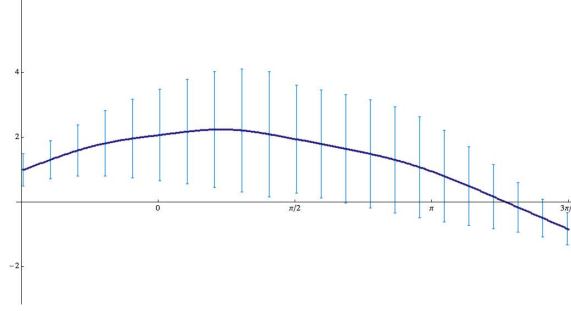


Figure 4: The evolution of position uncertainty determined by the 'trajectory rule' [3] for the charged particle with the center localized initially at the distance $r_0 \leq 1$ from the z -axis, with the initial velocity average $p_0 \leq 1$, and with the initial position uncertainty $\Delta q \leq 1$, under the pair of soft pulses given by the square roots of the positive amplitudes of Fig.2, generating the squeezed canonical trajectories at the operation end. (The calculation in dimensionless variables).

To check what can happen in *quantum case*, we have evaluated the position uncertainty for the upper trajectory on Fig.3. Instead of calculating the evolution of the entire wave packet (which would be quite troublesome for the time dependent β), we just applied the trajectory method [1, 3] to read $\Delta q^2 = \langle [q - \langle q \rangle]^2 \rangle$ and $\Delta p^2 = \langle [p - \langle p \rangle]^2 \rangle$ given by matrix elements of $u(\tau)$ known already from integrating (3). The results for the external trajectory of Fig.3 suggests that the entire classical trajectory, together with its '*uncertainty shadows*' $\Delta q(\tau)$ are safely contained within the wider dimensionless belt $-4 < q(\tau) < 4$ (see Fig.4 above). Since q here means any cartesian coordinate on the plane orthogonal to \mathbf{B} , our computer experiment shows that the wave packet will preserve its main part inside of the solenoid. Moreover, since the real operation time τT can be arbitrarily large, hence - borrowing the terminology of Malkin and Man'ko [28, 29] - we can call it the '*adiabatic squeezing*'. This is, of course, just an approximate result which does not yet assure that the particle will not be reflected from or will not tunnel out of the solenoid, due to its tiny square integrable cue (Gaussian or not). In fact, all what we do here are just the preliminary steps of the theory, leaving open a lot of problems which deserve a separate discussion.

T [s]	1/100	1/10	1	10	100
q [cm]	0.0025	0.008	0.025	0.08	0.25
p [gr cm/s]	4.2×10^{-25}	1.3×10^{-25}	4.2×10^{-26}	1.32×10^{-26}	4.2×10^{-27}
v [cm/s]	0.25	0.008	0.025	0.008	0.0025
Φ_{\max} [volt]	6.5×10^{-11}	6.5×10^{-12}	6.5×10^{-13}	6.5×10^{-14}	6.5×10^{-15}
B_{\max} [gauss]	14×10^{-3}	14×10^{-4}	14×10^{-5}	14×10^{-6}	14×10^{-7}

Table 1: Above we have evaluated the physical parameters for the hypothetical axially symmetric Paul's trap with $r_0 = 20\text{cm}$ used for the squeezing operation generated by the soft pulses represented on Fig.2 in dimensionless time $\tau \in [-\frac{\pi}{2}, \frac{5\pi}{2}]$, traduced into various physical times T . One can notice that all operations require extremely tiny potentials or magnetic fields of Paul's or magnetic traps; however, their amplitudes grow as the time becomes shorter. The amplifying/squeezing operations can be many times repeated, though they are applicable to the subclass of wave packets strongly localized at the operation beginning. Thus, for the operation carried within $T = 100\text{sec}$ the physical equivalent of $q_a = 1$ is $q = 0.25\text{cm}$, the family of the squeezed trajectories represented on Fig.4, together with the uncertainties Δq were contained within the radius $r < 4\text{cm}$ with the extremely low potentials needed $\Phi \leq 10^{-12}\text{V}$ or $|B| \leq 10^{-7}\text{G}$.

10 Imperfections and open problems

(1) *The relativistic corrections.* In the first place, the time dependent $B(t)$ in the solenoid does not fulfill the Maxwell equations. Yet, it coincides with the first step of the Einstein Infeld Hoffman (EIH) slow motion approximation applied in GR [30]. To evaluate the errors, let us look for the exact vector potentials of the time dependent solenoid field in the form:

$$\mathbf{A}(\mathbf{x}, t) = \frac{1}{2}B(r, t)\mathbf{n} \times \mathbf{x} = \frac{1}{2}B(r, t) \begin{pmatrix} -y \\ x \end{pmatrix} \quad (19)$$

where the magnetic field B instead of depending only on t , could also depend on radius r on the perpendicular solenoid section. To assure the relativistic sense of (19) we must assume $\square \mathbf{A} = \frac{4\pi}{c} \mathbf{j} = 0$ where $\square = \frac{1}{c^2} \frac{\partial^2}{\partial t^2} - \Delta$. As easily seen, the application of the Laplacian to the right hand side of (19) reduces to apply the operator $D = \frac{\partial^2}{\partial r^2} + \frac{3}{r} \frac{\partial}{\partial r}$ to the $B(r, t)$ alone. Hence, the vanishing of the d'Alambertian $\square \mathbf{A}$ means:

$$\left[\frac{1}{c^2} \frac{\partial^2}{\partial t^2} - D \right] B(r, t) = 0 \quad (20)$$

To assure the soft, analytic dependence of $B(r, t)$ in vicinity of the z -axis we look for the solution in form:

$$B(r, t) = B_0(t) + B_2(t)r^2 + B_4(t)r^4 + \dots \quad (21)$$

where $B_0(t) = B(t)$ is the homogeneous field of our quasistatic approximation. Since $Dr^{2n} = 4n(n+1)r^{2(n-1)}$, (20) and (21) after short calculation yield:

$$B_{2n}(t) = \frac{1}{4^n n!(n+1)!} \frac{1}{c^{2n}} \frac{\partial^{2n}}{\partial t^{2n}} B(t) \quad (22)$$

By introducing now a dimensionless time $\tau = \frac{t}{T}$, where T is some conventional time unit corresponding to the laboratory observation, and by writing (22) in terms of the time derivatives $\frac{\partial}{\partial \tau}$ one can reduce it to:

$$B(r, t) = B(t) + \frac{1}{8} \left(\frac{r}{cT} \right)^2 \frac{\partial^2 B(t)}{\partial \tau^2} + \frac{1}{24} \left(\frac{r}{cT} \right)^4 \frac{\partial^4 B(t)}{\partial \tau^4} + \dots \quad (23)$$

We kept here the $B(t)$ depending on the real time t , in order to assure that all derivatives $\frac{\partial^n}{\partial \tau^n} B(t)$ will be expressed in magnetic field units. The curious property of this formula is the absence of terms $\sim \frac{1}{c}$; the field propagation law (20) is solved exclusively in terms of extremely small contributions $\sim \frac{1}{c^2}$. Could it mean that the superpositions of delicate wave fronts running towards the solenoid center can create so good approximation of quasistatic theory?

(2) *The control of the currents.* The unsolved problem is also how to create (or at least approximate) the homogeneous magnetic field $B(t)$ which does not depend on z , but depends on time in an arbitrary way. In the static case, the magnetic field B in the solenoid can be achieved with a good accuracy by the stationary current \mathbf{j} circulating around the solenoid surface. The well known result obtained by integrating the magnetic field along the closed contour intersecting the idealized solenoid tells that B is defined by total current circulating per unit length the z -axis, i.e., $B = \frac{4\pi}{c} \frac{\Delta I}{\Delta z}$. These fields are not strong but tentatively, of interest for the control problems. Thus, e.g., for a current of 1A/cm of the axis, taking into account that $1A = 1Cs^{-1} = 3 \times 10^9 [\text{esu}]s^{-1}$, one obtains $B \simeq 12.5 \times 10^{-2} [\text{esu}]cm^{-1} \simeq 1.25G$. However, how to produce the circulating currents depending on time, but homogeneous on all surface sections (i.e., independent of z), to create the quasistatic environment, is still an unsolved laboratory challenge. Quite obviously, if the solenoid was constructed as a single spiral wire around the cylindrical surface, connected at the both extremes to the voltage difference $\Phi(t)$, then even soft changes of Φ will propagate along the solenoid as a current pulses, creating inside of the slowly propagating but z -dependent fields, instead of the quasistatic $B(t)$. Perhaps, a good approximation could be, instead of using a single wire, to cover the cylindrical surface by some number of shorter wires connected with a common source of variable voltage? (We have no laboratory experience to judge!) Yet, this is not the unique technical solution.

The model of rotating cylinder. The idea is inspired by a slightly peculiar example described by Griffiths [31]. The cylindrical surface of non-conducting material (e.g. glass), and radius R is charged uniformly by surface density σ , so that each circular belt of 1cm height contains the charge of $R\sigma$. If the cylinder has the radius $R = 20\text{cm}$ and rotates with frequency $\omega = 50/\text{s}$

around its axis z and has the charge 10^6 statC on each 1cm horizontal belt then it will produce inside the homogeneous magnetic field \mathbf{nB} of intensity:

$$B = \frac{4\pi}{c} \omega R \sigma \simeq 2G \quad (24)$$

Hence, by employing the softly changing angular velocity $\omega = \omega(t)$ one can generate the practically homogeneous magnetic field $\mathbf{nB}(t)$ creating the quasistatic environment described by (23). Will this approximation work?

(3) *The time control.* In order to perform an operation induced by variable fields on the state of a microobject, the microobject must be submitted to the action of these fields in the exact time interval between the operation beginning and the operation end. In case of an operations induced by the time dependent magnetic fields, it means that the charged particle must be injected in the known initial state to the solenoid at the exact beginning of the "squeezed Fourier" operations represented on Fig.2 and the result of the operation must be checked again in the well defined moment, after several applications of the 'soft' pattern. (The need of this double sincronization is almost never considered in papers on quantum control). What one can imagine is a long but finite solenoid; then the particle injected at a precisely controled moment, at a point $z = z_0$ in one solenoid end, with a certain velocity v_z . Then the partile wave packet propagates, changing its shape on the subsequent perpendicular solenoid sections, until arriving to the other end, during the time corresponding exactly to one or more squeezing operations. Once arriving there, it is received by a measuring device (like a photographic plate) registering its position on the new orthogonal plane. Certain errors of this scheme are inevitable. in fact, if the registering screen has a granular structure, then the final particle position will be known only with accuracy to the distance between the mesoscopic detectors. Moreover, since for a particle injected at a given z_0 (solenoid beginning), the velocity of flight along the z -axis must obey the uncertainty relation $[z, p_z] = i\hbar$, so the time of flight might fail to reproduce exactly the time of the squeezing operation. An interesting aspect is, however, that if the squeezing between the initial and final particle state on two orthogonal planes consists in coordinate amplification, i.e., $\tilde{x} = \lambda x_0$ and $\tilde{y} = \lambda y_0$ and the final momenta shrinking, $\tilde{p}_x = \frac{1}{\lambda} p_x$, $\tilde{p}_y = \frac{1}{\lambda} p_y$ (with $|\lambda| > 1$), then the situation is almost equivalent to the non-demolishing measurement [?], but with an important numerical difference, that even from an imprecise measurement of the final coordinates \tilde{x}, \tilde{y} , the data about the initial ones x_0, y_0 will be recovered with much smaller errors $(\Delta x_0, \Delta y_0) = \frac{1}{|\lambda|} (\Delta \tilde{x}, \Delta \tilde{y})$.

11 The fundamental aspects in little

The problem arises, whether the still existing difficulties to achieve the squeezing in the laboratories are purely technical or they mean some fundamental barrier? What we shall say below is

a kind of "what if" story. If no barrier exists, and the operations can be indeed performed (or at least approximated), the consequences would be quite interesting.

One might notice that the field values in our Table ! of the squeezing operations are extremely tiny. Yet, if the squeezing of the wave packets in $L^2(\mathbb{R}^n)$ defined by $\psi(\mathbf{x}) = (\sqrt{\lambda})^{-n} \psi(\frac{\mathbf{x}}{\lambda})$ (in low dimensions $n = 1, 2, 3$) with $|\lambda| < 1$ could be achieved as a unitary evolution operation, it would imply that no fundamental limits exist to the possibility of shrinking the particle in an arbitrarily small interval (surface, or volume). Some authors believe that such localization must fail at extremely small scale "below Planck distance". However, one has to remember that in the orthodox QM even the most "concentrated" wave packets are just the linear combinations of the very extended ones. So if quantum mechanics is indeed linear, the impossibility of arbitrary exact localization of microparticles (beyond or below some magic limits) can hardly be defended.

Even more essential consequences would follow from the possible operation of state amplifying in 2D, i.e., on the plane orthogonal to the cylindrical solenoid or ion trap, even if executed for very concentrated initial packets with very small average momenta. In fact, the unavoidable uncertainties of controlling the time interval separating the initial and amplified forms of the particle states propagating along the symmetry axis z (of the solenoid or of an ion trap) is independent on the state evolution on plane orthogonal to the symmetry axis and does not affect the efficiency of the squeezing operation and neither the magnitude of the amplification constant $|\lambda|$. Henceforth, it cannot spoil the arbitrary exact information about the coordinates x_0, y_0 of the initial state obtained by the measurement performed on the amplified state. This leads to the reduction problem, similar to "the interaction free experiment" of Elitzur and Waidman [32]. In fact, it would mean that the observer performing an (imperfect) position measurement on amplified wave packet could obtain *a posteriori* (in a cheap way) an extremely precise information about its initial position, at the solenoid entrance. However, the localization costs some energy (c.f Wigner, Yanase et al. [33, 34, 35]). One might suppose that the energy needed to localize the amplified packet (at the operation exit) was provided by the grain of the screen (or by whatever sensitive medium in which the particle was finally absorbed). However, the finally measured position $\tilde{\mathbf{x}} = \lambda \mathbf{x}_0$ was an observable commuting with the initial one. The problem arises whether it means that the initial particle position was localized too, in agreement with the "delayed choice experiment" of Wheeler [11]? This seems impossible, specially that the more exact localization in the past (entrance) state was most precise (and henceforth costly) then the imperfect localization in the future (exit) state. The hypothesis about the "delayed choice measurement" in this case would mean that the energy of the future measurement was pumped into the past state, though it seems impossible - not only due to causality, but also due to the energy deficit! Some fundamental axioms of quantum mechanics are in danger, either the Wheeler's "delayed choice", or wave packet reduction in general. Bad news for a part of the QM foundations, but if the dynamical squeezing indeed exists, then good news for the "quantum tomography" (because it would mean the possibility of arbitrarily precise scanning of the probability density of the transformed wave packets without affecting their past). Whatever the answer, it may indicate that the low energy, slow evolution physics might be as close to

the fundamental puzzles of quantum theory (or even closer?) as the high energy physics.

References

- [1] P.A.M. Dirac, *Phys.Rev.***139**, B 684 (1965)
- [2] H.P. Yuen, *Phys.Lett. A* **91**, 101 (1982)
- [3] H.P. Yuen, *Phys.Rev.Lett.***51**, 719 (1983)
- [4] S. Mancini, V.I. Man'ko, P. Tombesi, *Phys.Lett. A* **213**, 1 (1996); *Found.Phys.* **27**, 801 (1997);
- [5] S. Mancini, V.I. Man'ko, P. Tombesi, arXiv:quant-ph/9709012v1 (5 Sep 1997)
- [6] M. Asorey, P. Facchi, G. Florio, V.I. Man'ko, G. Marmo, S. Pascuazio, E.C.G. Sudarshan, *Phys.Lett. A* **375**, 861 (2011)
- [7] J. Radon, *Sächs.Akad.Wiss.Leipzig.Math.Nat.Kl.* **69** 362 (1917)
- [8] M. Dunajski, arXiv:0902.0274v2 [hep-th]
- [9] D. Bohm, and J. Bub, *Rev.Mod.Phys.* **38**, 453 (1966)
- [10] S. Haroche, *Phys.Today* **51** (7) 36 (1998)
- [11] J.A. Wheeler in *Quantum Theory and Measurement* Eds. J.A. Wheeler and W.H. Zurek, Princeton Univ. Press (1984), pp.182-213
- [12] G. Reed, B. Simon, *Methods of Modern mathematical Physics I: Functional Analysis*, New York, Acad. Press. (1975)
- [13] B. Mielnik, *Rep. Math. Phys.* **12**, 331 (1977)
- [14] B. Mielnik and A. Ramirez, *Phys.Scr.* **84** 045008 (2011)
- [15] B. Mielnik, *J.Phys. A* **46**, 385301 (2013) ; arXiv:1305.3664 [quant-ph]
- [16] W. Paul, *Rev.Mod.Phys.* **62**, 531 (1990)
- [17] C. Bender and S. Orszag, *Advanced Mathematical Methods for Scientists and Engineers* Mc.GraW-Hill, N.Y. (1978)
- [18] B. Mielnik and A. Ramirez, *Phys.Scr.* **82** 055002 (2010)
- [19] B.R. Mollow and R.J. Glauber, *Phys.Rev.* **160**, 1076 (1967)
- [20] K.B. Wolf *Geometric optics on phase space*, Springer-Verlag, Berlin (2004)

- [21] K.B. Wolf, *SIGMA*, **8** 033 (2012)
- [22] D. Frenkel and R. Portugal, *J.Phys. A* **34**, 3541 (2001)
- [23] H. Ammann and N. Christensen, *Phys.Rev. Lett.* **78**, 2088 (1997)
- [24] D.J. Fernandez C., *Nouv.Cim.* **107**, 885 (1992)
- [25] H.Y. Fan and H.R. Zaidi, *Phys.Rev. A* **37**, 2985 (1988)
- [26] G. Grübl, *J.Phys. A* **22**, 3243 (1989)
- [27] N.L. Trefethen and M. Embree, *Spectra and Pseudospectra* Princeton Univ. Press, Princeton, USA (2005), Ch. 2.
- [28] I.A. Malkin, V.I. Man'ko and D.A. Trifonov, *Phys.Lett. A* **30**, 414 (1969)
- [29] I.A. Malkin, V.I. Man'ko and D.A. Trifonov, *J.Math.Phys.* **14**, 576 (1973)
- [30] L. Infeld and J. Plebanski, *Motion and Relativity*, Pergamon Press and PWN (1960)
- [31] D.J. Griffiths, *Introduction to Electrodynamics*, Addison Wesley, Third Ed. (1999)
- [32] A.C. Elitzur and L. Vadman, *Found.Phys.* **23** 987 (1993)
- [33] M.M. Yanase, *Am.J.Phys.* **32**, 208 (1964)
- [34] J.M. Jauch, E.P. Wigner, M.M. Yanase, *Il Nuovo Cim. B* **XLVIII**, 144 (1967)
- [35] M.M. Yanase, *Proc.Int.School "Enrico Fermi". Course 49: Foundations of Q.M.* ed. B. d'Espagnat, Acad.Press. N.Y., (1971) pp77-83.