

The Regularity Method for Graphs and Digraphs

Amelia Taylor

March 26, 2013

Contents

1	Introduction	2
2	Notation	3
2.1	Notation for Graphs	3
2.2	Notation for Digraphs	4
3	Regularity	5
3.1	Density and Regularity	5
3.2	The Regularity Lemma	10
3.3	The Degree Form of the Regularity Lemma	15
4	Applications of the Regularity Lemma	20
4.1	How to Apply the Regularity Lemma	20
4.2	The Erdős-Stone Theorem	23
4.3	Ramsey Theory	27
4.4	Finding a Perfect C_6 -Packing	29
5	Hamilton Cycles	32
5.1	Degree Sequence Conditions	32
5.2	Hamilton Cycles in Oriented Graphs	34
6	Digraphs	36
6.1	Robust Outexpansion	36
6.2	Regularity and the Diregularity Lemma	39
6.3	Hamilton Cycles in Robust Outexpanders	44
7	Arbitrary Orientations of Hamilton Cycles	51
7.1	Some Useful Results and Techniques	52
7.2	The Two Cases	63
7.3	Case 1: C Contains Many Neutral Pairs	67
7.4	Case 2: C Contains Few Neutral Pairs	72
8	Conclusion	75

Chapter 1

Introduction

Extremal graph theory concerns whether we can embed a given graph into a graph G . In this project the subgraph of interest will often be a Hamilton cycle, that is a cycle containing all of the vertices of the graph. The problem of finding a Hamilton cycle in a graph is NP-complete and so it is unlikely that we can find a complete classification of those graphs that do contain a Hamilton cycle. Therefore, we instead try to find sufficient conditions that will ensure a Hamilton cycle.

Initially in this project we will focus on undirected graphs but in later chapters we introduce analogues of many of the definitions and results for directed graphs. We say that a bipartite graph is ε -regular if its edges are fairly evenly distributed and we begin Chapter 3 by giving formal definitions of ε -regularity and (ε, d) -superregularity.

Central to this project will be Szemerédi's Regularity Lemma, Lemma 9. Informally, it says that we can partition the vertices of any sufficiently large graph into a bounded number of clusters so that the edges are fairly evenly distributed between these clusters. This lemma will be a powerful tool when combined with the Key Lemma, Lemma 19, and Blow-up Lemma, Lemma 20, allowing us to embed structures into a graph. In Chapter 4 we give some applications of the Regularity Lemma, including a proof of the well-known Erdős-Stone theorem.

In Chapter 6, we investigate the robust outexpansion property for digraphs. By showing that a sufficiently large digraph satisfying certain degree conditions is a robust outexpander, we are able to prove an approximate version of a conjecture of Nash-Williams.

We conclude the project by considering what conditions are sufficient to ensure any orientation of a Hamilton cycle in a digraph. That is, we no longer require that the edges are oriented consistently as a directed cycle, the edges may change direction along the cycle.

It should be noted that throughout this project we have omitted floors and ceilings where this does not affect the argument given.

Chapter 2

Notation

2.1 Notation for Graphs

Let $G = (V, E)$ be a graph. We will write $|G|$ for the order of G , that is, the number of vertices G has, and $e(G)$ for the number of edges. For a vertex $v \in V(G)$, the neighbourhood of v is the set of all vertices adjacent to v in G and is indicated by $N_G(v)$. The degree of v is defined to be $d_G(v) = |N_G(v)|$. Where it is clear which graph we are considering, we may omit the subscript, writing just $N(v)$ and $d(v)$. We write $\delta(G)$ for the minimum degree of any vertex in G and $\Delta(G)$ for the maximum degree.

For a set of vertices A , we will write $N_G(A)$ for the neighbourhood of A which we understand to be $\bigcup_{a \in A} N_G(a)$. We write $G[A]$ to indicate that subgraph of G with vertex set A and all edges of G which have both end vertices in A and we call this graph an induced subgraph. We will write $G \setminus A$ to indicate the graph obtained from the graph G by deleting A and any edges incident to A .

For disjoint sets of vertices $A, B \subseteq V(G)$, we write $(A, B)_G$ to denote the bipartite graph induced by G , that is, the bipartite graph with vertex classes A and B and all edges in G from a vertex in A to a vertex in B . We write $e_G(A, B)$ for the number of edges between A and B .

The complete graph on n vertices has all possible edges and will be denoted K_n . We say that the graph $P = u_0 u_1 \dots u_k$ is a path if $u_i \neq u_j$ for all $i \neq j$ and if $u_i u_{i+1} \in E(G)$ for all $0 \leq i < k$. The length of the path P , denoted $\ell(P)$, is equal to $|P| - 1$. If $u_i, u_j \in V(P)$ then we denote by $u_i P u_j$ the subgraph of P which is a path from u_i to u_j . If $|P| \geq 3$ and $u_0 u_k \in E(G)$ then $C = u_0 u_1 \dots u_k u_0$ is a cycle. We will write C_n for a cycle on n vertices.

We will write \overline{G} for the graph which has the same vertex set as G and e is an edge in \overline{G} if and only if it is not an edge in G , we call this graph the complement of G .

For any $k \in \mathbb{N}$, we write $[k]$ for the set $\{1, 2, \dots, k\}$.

2.2 Notation for Digraphs

Suppose that G is a digraph and let $x \in V(G)$. We write $N_G^+(x)$ for the out-neighbourhood of x , that is, the set $\{y \in V(G) : xy \in E(G)\}$, where xy denotes the edge directed from x to y in G . The outdegree of x is $d^+(x) = |N_G^+(x)|$ and the minimum outdegree is the $\min_{x \in V(G)} d_G^+(x) =: \delta^+(G)$. Similarly, we define the inneighbourhood of x , $N_G^-(x)$, the indegree of x , $d_G^-(x)$, and the minimum indegree, $\delta^-(G)$. Again, we will often omit the subscript G when it is clear to which graph we refer. We define the minimum semidegree, $\delta^0(G)$, to be the minimum of $\delta^+(G)$ and $\delta^-(G)$.

For sets of vertices $A, B \subseteq V(G)$, we write $(A, B)_G$ to denote the oriented bipartite graph with vertex classes A and B and all edges in G from a vertex in A to a vertex in B . We write $e_G(A, B)$ for the number of edges directed from a vertex in A to a vertex in B .

In Chapter 6, we assume that all paths and cycles are directed paths and cycles. As in the undirected case, we will write uPv to indicate the section of the path P starting at the vertex u and ending at v . If C is a cycle then uCv indicates the path along the cycle C from the vertex u to the vertex v . For a vertex v on a path (or cycle) P we will often write v^- and v^+ to indicate its predecessor and successor on the path (or cycle).

An *oriented graph* is a graph G which can be obtained by orienting a simple undirected graph. That is, for all vertices x and y , if $xy \in E(G)$ then $yx \notin E(G)$. A *tournament* is an oriented complete graph.

Chapter 3

Regularity

Throughout these first sections we will restrict ourselves to undirected graphs, although later we will introduce analogues of many of the definitions and results covered which can be applied to directed graphs.

3.1 Density and Regularity

We will require some definitions before introducing the Regularity Lemma; the first of these is that of density. Density is a measure of the proportion of the maximum possible number of edges which are present in a bipartite graph and it takes a value between 0 and 1. A graph with density 0 would have no edges whilst a graph with density 1 has all possible edges, that is, it is a complete bipartite graph.

Definition. The *density* of a bipartite graph $G = (A, B)$ with vertex classes A and B is defined to be

$$d_G(A, B) := \frac{e_G(A, B)}{|A||B|}.$$

We will sometimes omit the subscript G , writing instead $d(A, B)$, when it is clear to which graph we refer.

Another important definition is that of ε -regularity. If a bipartite graph $G = (A, B)$ is ε -regular, this indicates that the edges between the vertex classes are fairly evenly distributed. The smaller the value of ε the more uniform the distribution. We also define what it means for G to be (ε, d) -superregular. Superregularity introduces minimum bounds on the degree of every vertex in G and also on the density of the bipartite subgraphs induced by (sufficiently large) subsets of the vertex classes A and B .

Definition. Given $\varepsilon > 0$, we say that the bipartite graph $G = (A, B)$ is ε -regular if for all sets $X \subseteq A$ and $Y \subseteq B$ with $|X| \geq \varepsilon|A|$ and $|Y| \geq \varepsilon|B|$ we have

$$|d_G(A, B) - d_G(X, Y)| < \varepsilon.$$

Given $d \in [0, 1]$, we say that G is (ε, d) -superregular if all sets $X \subseteq A$ and $Y \subseteq B$ with $|X| \geq \varepsilon|A|$ and $|Y| \geq \varepsilon|B|$ satisfy $d(X, Y) > d$ and, furthermore, if $d_G(a) > d|B|$ for all $a \in A$ and $d_G(b) > d|A|$ for all $b \in B$.

We will now use these definitions to prove some simple results which will be used in various applications of the Regularity Lemma in Chapter 4. The first of these propositions concerns the degrees of the vertices in A . We will obtain a bound on the number of vertices in A which have few neighbours in a sufficiently large subset of B . This result will be useful when we come to embed structures in graphs, for example, in the proofs of Lemma 19 and Theorem 28.

Proposition 1. *Let (A, B) be an ε -regular pair of density d . Suppose that $Y \subseteq B$ with $|Y| \geq \varepsilon|B|$. Let $X \subseteq A$ be a set of vertices each having at most $(d - \varepsilon)|Y|$ neighbours in Y . Then $|X| < \varepsilon|A|$.*

Proof. Suppose that $X \subseteq A$ is a set of vertices each having at most $(d - \varepsilon)|Y|$ neighbours in Y . Then $e(X, Y) \leq (d - \varepsilon)|Y||X|$ which means that

$$d(X, Y) = \frac{e(X, Y)}{|X||Y|} \leq d - \varepsilon.$$

Then, since (A, B) is ε -regular, we must have that $|X| < \varepsilon|A|$. \square

If a bipartite graph is ε -regular, then we can easily see that its complement must also be ε -regular and we verify this in the following proposition.

Proposition 2. *Let G be a graph, $A, B \subseteq V(G)$ be disjoint sets and suppose that $(A, B)_G$ is ε -regular. Then $(A, B)_{\overline{G}}$ is also ε -regular.*

Proof. Suppose that $(A, B)_G$ is ε -regular. Consider sets $X \subseteq A$ and $Y \subseteq B$ with $|X| \geq \varepsilon|A|$ and $|Y| \geq \varepsilon|B|$. We observe that

$$d_{\overline{G}}(X, Y) = \frac{|X||Y| - d_G(X, Y)|X||Y|}{|X||Y|} = 1 - d_G(X, Y).$$

So we see that

$$\begin{aligned} |d_{\overline{G}}(A, B) - d_{\overline{G}}(X, Y)| &= |(1 - d_G(A, B)) - (1 - d_G(X, Y))| \\ &= |d_G(X, Y) - d_G(A, B)| \\ &< \varepsilon. \end{aligned}$$

Hence, $(A, B)_{\overline{G}}$ is also ε -regular. \square

Another result, again following directly from the definitions, states that if we choose sufficiently large subsets of A and B then the subgraph induced by these sets will be ε' -regular for some $\varepsilon' \geq 2\varepsilon$ and gives a minimum bound for the density. So this tells us that we can preserve regularity when removing a small number of vertices from an ε -regular bipartite graph.

Proposition 3. *Suppose that $0 < \varepsilon \leq \alpha \leq 1/2$. Let (A, B) be a ε -regular pair of density d . If $A' \subseteq A, B' \subseteq B$ with $|A'| \geq \alpha|A|$ and $|B'| \geq \alpha|B|$ then (A', B') is ε/α -regular and has density greater than $d - \varepsilon$.*

Proof. Since (A, B) is ε -regular we have that $|d - d(A', B')| < \varepsilon$ and so

$$d(A', B') > d - \varepsilon.$$

Now suppose that $X \subseteq A'$ and $Y \subseteq B'$ with $|X| \geq \varepsilon|A'|/\alpha \geq \varepsilon|A|$ and $|Y| \geq \varepsilon|B'|/\alpha \geq \varepsilon|B|$. We have that

$$\begin{aligned} |d(A', B') - d(X, Y)| &= |d(A', B') - d + d - d(X, Y)| \\ &\leq |d(A', B') - d| + |d - d(X, Y)| \\ &< 2\varepsilon \leq \varepsilon/\alpha \end{aligned}$$

since (A, B) is ε -regular. Hence (A', B') is ε/α -regular. \square

We can also add a small number of vertices to a regular bipartite graph and maintain regularity, as demonstrated in the following proposition.

Proposition 4. *Suppose that $0 < \varepsilon < d \leq 1$ with $2\sqrt{\varepsilon} < d$. Let (A, B) be a ε -regular pair of density d . Suppose that at most $\sqrt{\varepsilon}|A|$ vertices are added to A to obtain A' and at most $\sqrt{\varepsilon}|B|$ vertices are added to B to obtain B' . Then the graph (A', B') is $5\sqrt[4]{\varepsilon}$ -regular with density at least $d - 2\sqrt[4]{\varepsilon}$.*

Proof. Consider subsets $X \subseteq A'$ and $Y \subseteq B'$ with sizes $|X| \geq 5\sqrt[4]{\varepsilon}|A'| \geq \sqrt[4]{\varepsilon}|A|$ and $|Y| \geq 5\sqrt[4]{\varepsilon}|B'| \geq \sqrt[4]{\varepsilon}|B|$. Let $X_0 = X \cap A$, $Y_0 = Y \cap B$ and $X_1 = X \setminus X_0$, $Y_1 = Y \setminus Y_0$, so X_1 and Y_1 are the new vertices contained in X and Y . We will obtain lower and upper bounds on the density of (X, Y) .

First we consider a lower bound. The lowest density is obtained if we have no edges between the new vertices and the original graph. We find that

$$\begin{aligned} d(X, Y) &\geq \frac{e(X_0, Y_0)}{|X||Y|} = \frac{d(X_0, Y_0)|X_0||Y_0|}{|X||Y|} \\ &> \frac{(d - \varepsilon)(|X| - \sqrt{\varepsilon}|A|)(|Y| - \sqrt{\varepsilon}|B|)}{|X||Y|} \\ &= (d - \varepsilon) \left(1 - \sqrt{\varepsilon} \frac{|A|}{|X|}\right) \left(1 - \sqrt{\varepsilon} \frac{|B|}{|Y|}\right) \\ &\geq (d - \varepsilon)(1 - \sqrt[4]{\varepsilon})(1 - \sqrt[4]{\varepsilon}) \\ &= d - \varepsilon - 2\sqrt[4]{\varepsilon}(d - \varepsilon) + \sqrt{\varepsilon}(d - \varepsilon) \\ &\geq d - \varepsilon - 2\sqrt[4]{\varepsilon} + \sqrt{\varepsilon}(2\sqrt{\varepsilon} - \varepsilon) \\ &\geq d - 2\sqrt[4]{\varepsilon}. \end{aligned}$$

We obtain an upper bound on the density by considering the case where the vertices X_1, Y_1 are joined to all vertices in X, Y respectively. We see that

$$\begin{aligned}
d(X, Y) &\leq \frac{e(X_0, Y_0) + |X||Y_1| + |X_1||Y|}{|X||Y|} \\
&< d + \varepsilon + \frac{|X|\sqrt{\varepsilon}|B| + \sqrt{\varepsilon}|A|}{|X||Y|} \\
&\leq d + \varepsilon + \frac{\sqrt{\varepsilon}|B|}{|Y|} + \frac{\sqrt{\varepsilon}|A|}{|X|} \\
&\leq d + \varepsilon + \frac{\sqrt{\varepsilon}|B|}{\sqrt[4]{\varepsilon}|B|} + \frac{\sqrt{\varepsilon}|A|}{\sqrt[4]{\varepsilon}|A|} \\
&= d + \varepsilon + 2\sqrt[4]{\varepsilon} \\
&\leq d + 3\sqrt[4]{\varepsilon}.
\end{aligned}$$

As $(d + 3\sqrt[4]{\varepsilon}) - (d - 2\sqrt[4]{\varepsilon}) = 5\sqrt[4]{\varepsilon}$, we can conclude that (A', B') is $5\sqrt[4]{\varepsilon}$ -regular and has density at least $d - 2\sqrt[4]{\varepsilon}$. \square

We obtain similar results when we consider the superregularity of a graph instead. When we are embedding a structure in a graph, we may wish to alter the clusters by removing some vertices or adding some vertices which satisfy certain degree properties. The following two propositions show that we can maintain the superregularity of a pair when removing vertices and when adding new vertices, provided that the new vertices have sufficiently many neighbours in the pair.

Proposition 5. *Suppose that $0 < \varepsilon \leq 1/9$ and $\varepsilon^2 < d \leq 1$. Let $G = (A, B)$ be an (ε, d) -superregular pair. If $A' \subseteq A, B' \subseteq B$ with $|A'| \geq (1 - \sqrt{\varepsilon})|A|$ and $|B'| \geq (1 - \sqrt{\varepsilon})|B|$ then $H = (A', B')$ is $(\sqrt{\varepsilon}, d - \sqrt{\varepsilon})$ -superregular.*

Proof. For any two sets $X \subseteq A', Y \subseteq B'$ with $|X| \geq \sqrt{\varepsilon}|A'|$ and $|Y| \geq \sqrt{\varepsilon}|B'|$ we have that $d_G(X, Y) > d$, since (A, B) was (ε, d) -superregular.

We also have that for all $a \in A'$,

$$d_H(a) \geq (d - \sqrt{\varepsilon})|A| \geq (d - \sqrt{\varepsilon})|A'|$$

and for all $b \in B'$,

$$d_H(b) \geq (d - \sqrt{\varepsilon})|B| \geq (d - \sqrt{\varepsilon})|B'|.$$

Therefore, H is $(\sqrt{\varepsilon}, d - \sqrt{\varepsilon})$ -superregular. \square

Proposition 6. *Let (A, B) be an (ε, d) -superregular pair with $|A| = |B| = m$. Suppose that A' and B' are disjoint sets of vertices of size $|A'|, |B'| \leq \sqrt{\varepsilon}m$ satisfying $|N(a) \cap B| \geq dm/3$ for every vertex $a \in A'$ and $|N(b) \cap A| \geq dm/3$ for every vertex $b \in B'$. Then the graph $H = (A \cup A', B \cup B')$ is $(2\sqrt{\varepsilon}, d/6)$ -superregular.*

Proof. Let $A^* = A \cup A'$ and $B^* = B \cup B'$. For any vertex $a \in A^*$ we have that

$$d_H(a) \geq dm/3 \geq d|B^*|/6$$

and for any $b \in B^*$ we have

$$d_H(b) \geq dm/3 \geq d|A^*|/6.$$

So H satisfies the minimum degree conditions for superregularity.

Now consider any sets $X \subseteq A^*$ and $Y \subseteq B^*$ with $|X| \geq 2\sqrt{\varepsilon}|A^*| \geq 2\sqrt{\varepsilon}m$ and $|Y| \geq 2\sqrt{\varepsilon}|B^*| \geq 2\sqrt{\varepsilon}m$. Then we can find sets $X_0 \subseteq A \cap X, Y_0 \subseteq B \cap Y$ with $|X_0| \geq |X|/2 \geq \varepsilon m, |Y_0| \geq |Y|/2 \geq \varepsilon m$. Then we have

$$d(X, Y) = \frac{e(X, Y)}{|X||Y|} \geq \frac{e(X_0, Y_0)}{2|X_0|2|Y_0|} = \frac{d(X_0, Y_0)}{4} \geq \frac{d}{4} > \frac{d}{6}.$$

Hence, H is $(2\sqrt{\varepsilon}, d/6)$ -superregular. \square

Let us now consider what structures we can find in an ε -regular graph. We might be interested in finding a matching, defined below, in G .

Definition. A *matching* in a graph G is an independent set of edges of G , that is, a set of edges such that no two edges in the set share an endvertex. We say that a matching is *perfect* if all vertices of G are covered.

The following proposition shows that we can use ε -regularity to prove that a graph contains a perfect matching. It will be useful to recall Hall's theorem.

Theorem 7 (Hall). *Let G be a bipartite graph with vertex classes A and B . G has a matching that covers all the vertices of A if and only if for all subsets $S \subseteq A, |N(S)| \geq |S|$.*

In particular, if $|A| = |B|$ and G is a bipartite graph satisfying Hall's condition then G must have a perfect matching.

Proposition 8. *Let $0 < d \leq 1$ and $0 < 3\varepsilon \leq d^2$. Suppose that $G = (A, B)$ is an ε -regular bipartite graph with $|A| = |B| = n$, density d and $\delta(G) \geq (d - \varepsilon)n$. Then G contains a perfect matching.*

Proof. Let $S \subseteq A$. First we suppose $0 < |S| \leq (d - \varepsilon)n$. Let $v \in S$. We know that $d(v) \geq (d - \varepsilon)n$ so

$$|N(S)| \geq |N(v)| \geq (d - \varepsilon)n \geq |S|.$$

Let us now suppose that $|S| > (1 - (d - \varepsilon))n$. Then, since $|A \setminus S| < (d - \varepsilon)n$, we have that for every $v \in B, N(v) \cap S \neq \emptyset$ as $d(v) \geq (d - \varepsilon)n$. So $N(S) = B$ and therefore $|N(S)| \geq |S|$.

It remains to check that Hall's condition is satisfied for S where

$$\varepsilon n \leq (d - \varepsilon)n \leq |S| \leq (1 - (d - \varepsilon))n.$$

Note that $|N(S)| \geq (d - \varepsilon)n \geq \varepsilon n$. We will assume, for the sake of contradiction, that $|N(S)| < |S| \leq (1 - (d - \varepsilon))n$. Since for every $v \in S$ we have that $d(v) \geq (d - \varepsilon)n$ we get that

$$e(S, N(S)) \geq (d - \varepsilon)n|S|.$$

Hence

$$\begin{aligned}
d(S, N(S)) &= \frac{e(S, N(S))}{|S||N(S)|} \geq \frac{(d - \varepsilon)n}{|N(S)|} \\
&> \frac{(d - \varepsilon)n}{(1 - (d - \varepsilon))n} = d + \frac{d^2 - \varepsilon d - \varepsilon}{1 - (d - \varepsilon)} \\
&\geq d + (d^2 - 2\varepsilon) \geq d + \varepsilon.
\end{aligned}$$

But this contradicts the ε -regularity of G . Hence $|N(S)| \geq |S|$.

Therefore, G satisfies the condition of Hall's theorem and, since $|A| = |B|$, has a perfect matching. \square

3.2 The Regularity Lemma

Now that we have all of the necessary definitions, we will introduce the Regularity Lemma. Informally, this lemma states that if we have a sufficiently large graph then we can partition its vertices into a bounded number of sets, or clusters, in such a way that most of the pairs of clusters induce ε -regular bipartite graphs. Importantly, the maximum number of clusters needed does not depend on the number of vertices, only on the values ε and k_0 .

Lemma 9 (Regularity Lemma, Szemerédi [25]). *For all $\varepsilon > 0$ and all integers k_0 there is an $N = N(\varepsilon, k_0)$ such that for every G on $n \geq N$ vertices there exists a partition of $V(G)$ into V_0, V_1, \dots, V_k such that the following hold:*

- (i) $k_0 \leq k \leq N$ and $|V_0| \leq \varepsilon n$,
- (ii) $|V_1| = \dots = |V_k| =: m$,
- (iii) for all but εk^2 pairs $1 \leq i < j \leq k$ the graph $(V_i, V_j)_G$ is ε -regular.

The sets V_i , for $1 \leq i \leq k$, are called *clusters* and the set V_0 is called the *exceptional set*. Formally, a partition consists of disjoint, non-empty sets but in this case we will allow the set V_0 to be empty. We call a partition of the vertices of G satisfying (i)–(iii) an ε -regular partition. We will give a proof of the Regularity Lemma based on that given by Alexander Schrijver in [24]. This proof uses ideas from Euclidean geometry and we will require some preliminary results, definitions and notation.

We first state some definitions concerning partitions of the vertices of a graph G on n vertices. Given a partition $\mathcal{P} = \{P_1, \dots, P_k\}$ of $V(G)$, we say that a partition $\mathcal{Q} = \{Q_1, \dots, Q_{k'}\}$ of $V(G)$ is a *refinement* of \mathcal{P} if, for every Q_i in \mathcal{Q} , there is a P_j in \mathcal{P} containing Q_i . For each $\varepsilon > 0$, we say that a partition \mathcal{P} of $V(G)$ is ε -balanced if it has a subset $\mathcal{C} \subseteq \mathcal{P}$ such that all classes in \mathcal{C} are the same size and $n - |\bigcup \mathcal{C}| \leq \varepsilon n$. We will call such a subset \mathcal{C} a *balancing subset*. We say the partition \mathcal{P} is *good* if it has a balancing subset \mathcal{C} in which all but at most $\varepsilon|\mathcal{C}|^2$ pairs are ε -regular.

Lemma 10. *Let $0 < \varepsilon < 1/4$ and $k > 0$. Let G be a graph on $n \geq \varepsilon^{-1}k$ vertices. Suppose that \mathcal{P} is a partition of $V(G)$ with $|\mathcal{P}| \leq k$. Then there exists an ε -balanced refinement \mathcal{Q} of \mathcal{P} such that $|\mathcal{Q}| \leq (1 + \varepsilon^{-1})|\mathcal{P}|$ and if \mathcal{C} is any balancing subset of \mathcal{Q} then $|\mathcal{C}| \geq |\mathcal{P}|$.*

Proof. Let

$$t := \left\lceil \frac{\varepsilon n}{|\mathcal{P}|} \right\rceil.$$

Divide each class in \mathcal{P} into classes of size t and at most one class of size less than t to get a refinement \mathcal{Q} . We have that $|\mathcal{Q}| \leq |\mathcal{P}| + n/t \leq (1 + \varepsilon^{-1})|\mathcal{P}|$ and the number of vertices contained in classes of size less than t is at most $|\mathcal{P}|(\varepsilon n/|\mathcal{P}|) = \varepsilon n$, so \mathcal{Q} is ε -balanced.

Suppose that $\mathcal{C} \subseteq \mathcal{Q}$ is a balancing subset. Then

$$|\mathcal{C}| \geq \frac{(1 - \varepsilon)n}{t} \geq \frac{(1 - \varepsilon)n}{\varepsilon n/|\mathcal{P}| + 1} \geq \frac{(1 - \varepsilon)n}{2\varepsilon n/|\mathcal{P}|} = \frac{1 - \varepsilon}{2\varepsilon}|\mathcal{P}| \geq |\mathcal{P}|.$$

□

Let G be a graph on n vertices. We will work in the matrix space $\mathbb{R}^{V(G) \times V(G)}$ with the inner product defined by

$$\langle M, N \rangle = \text{Tr}(M^T N) = \sum_{i,j \in V(G)} a_{i,j} b_{i,j}$$

and Frobenius norm given by

$$\|M\| = \text{Tr}(M^T M)^{1/2} = \left(\sum_{i,j \in V(G)} a_{i,j}^2 \right)^{1/2}$$

for all $M = (a_{i,j}), N = (b_{i,j}) \in \mathbb{R}^{V(G) \times V(G)}$.

If $I, J \subseteq V(G)$ are non-empty sets of vertices, let $L_{I,J}$ be the one dimensional subspace of $\mathbb{R}^{V(G) \times V(G)}$ consisting of all matrices which are constant on $I \times J$ and 0 elsewhere. For each $M \in \mathbb{R}^{V(G) \times V(G)}$, define $M_{I,J}$ to be the orthogonal projection of M onto $L_{I,J}$. Let e be the unit vector generating $L_{I,J}$ which is equal to $1/|I||J|$ on $I \times J$ and 0 elsewhere. We have that $M_{I,J} = \langle M, e \rangle e$ and so on $I \times J$ the entries of $M_{I,J}$ are equal to the average value of M on $I \times J$ and outside $I \times J$ the entries are 0.

For any partition \mathcal{P} of $V(G)$, let $L_{\mathcal{P}}$ be the sum of the spaces $L_{I,J}$ with $I, J \in \mathcal{P}$. We define $M_{\mathcal{P}}$ to be the orthogonal projection of M onto $L_{\mathcal{P}}$. Then

$$M_{\mathcal{P}} = \sum_{I,J \in \mathcal{P}} M_{I,J}.$$

Observe that if \mathcal{Q} is a refinement of \mathcal{P} then $L_{\mathcal{P}} \subseteq L_{\mathcal{Q}}$ and so

$$\|M_{\mathcal{P}}\| \leq \|M_{\mathcal{Q}}\|. \quad (3.1)$$

We will require Pythagoras' theorem and a consequence of the Cauchy-Schwartz inequality.

Theorem 11 (Pythagoras). *Let X be an inner product space. Suppose that $x, y \in X$ are orthogonal vectors. Then*

$$\|x + y\|^2 = \|x\|^2 + \|y\|^2.$$

Lemma 12 (Cauchy-Schwartz Inequality). *Let a_i, b_i be real numbers for $i = 1, \dots, n$. Then*

$$\left(\sum_{i=1}^n a_i b_i \right)^2 \leq \sum_{i=1}^n a_i^2 \sum_{i=1}^n b_i^2.$$

Proposition 13. *Suppose that $A \in \mathbb{R}^{V(G) \times V(G)}$ and \mathcal{P} is a partition of $V(G)$. Let $(I_1, J_1), \dots, (I_r, J_r)$ be distinct pairs of classes in \mathcal{P} . Suppose that $X_k \subseteq I_k$, $Y_k \subseteq J_k$ for all $1 \leq k \leq r$. Then*

$$\|A\|^2 \geq \sum_{k=1}^r \|A_{X_k, Y_k}\|^2.$$

Proof. Let $A = (a_{i,j})$ and $A_{X_k, Y_k} = (a_{i,j}^{(k)})$ for each $1 \leq k \leq r$. Recall that

$$a_{i,j}^{(k)} = \frac{1}{|X_k||Y_k|} \sum_{i \in X_k} \sum_{j \in Y_k} a_{i,j}$$

if $i \in X_k$ and $j \in Y_k$ and 0 otherwise. So we can apply the Cauchy-Schwartz inequality to see that, for each $1 \leq k \leq r$,

$$\|A_{X_k, Y_k}\|^2 = |X_k||Y_k| \left(\sum_{i \in X_k} \sum_{j \in Y_k} a_{i,j} \cdot \frac{1}{|X_k||Y_k|} \right)^2 \leq \sum_{i \in X_k} \sum_{j \in Y_k} a_{i,j}^2.$$

So we obtain that

$$\|A\|^2 = \sum_{i,j \in V(G)} a_{i,j}^2 \geq \sum_{k=1}^r \sum_{i \in X_k} \sum_{j \in Y_k} a_{i,j}^2 \geq \sum_{k=1}^r \|A_{X_k, Y_k}\|^2.$$

□

Given a graph G on n vertices, we define the adjacency matrix of G to be the matrix $A = (a_{i,j}) \in \mathbb{R}^{V(G) \times V(G)}$ with $a_{i,j} = 1$ if $ij \in E(G)$ and 0 otherwise. We will consider the adjacency matrix of G and its orthogonal projection onto subspaces of $\mathbb{R}^{V(G) \times V(G)}$ defined by partitions of $V(G)$. We will show that, by refining a partition which is not good, we can increase the value of $\|A_{\mathcal{P}}\|^2$ by some fixed amount. Note that if \mathcal{Q} is any partition, the partition consisting of entirely of singletons is a refinement of \mathcal{Q} and so we have that

$$\|A_{\mathcal{Q}}\|^2 \leq \|A\|^2 \leq n^2.$$

So, after a finite number of steps we will show that we can obtain a good partition.

Lemma 14. *Let $0 < \varepsilon < 1/2$ and let G be a graph on n vertices with adjacency matrix A . Suppose that \mathcal{P} is an ε -balanced partition of $V(G)$ which is not good. Then \mathcal{P} has a refinement \mathcal{Q} with*

$$|\mathcal{Q}| \leq |\mathcal{P}|2^{|\mathcal{P}|} \text{ and } \|A_{\mathcal{Q}}\|^2 > \|A_{\mathcal{P}}\|^2 + \varepsilon^5 n^2 / 4.$$

Proof. Let $(I_1, J_1), (I_2, J_2), \dots, (I_r, J_r)$ be the pairs of classes in \mathcal{P} which are not ε -regular. By the definition of ε -regularity, for each $i = 1, \dots, r$ we can choose sets $X_i \subseteq I_i$ and $Y_i \subseteq J_i$ with $|X_i| \geq \varepsilon|I_i|$ and $|Y_i| \geq \varepsilon|J_i|$ such that

$$|d(X_i, Y_i) - d(I_i, J_i)| \geq \varepsilon.$$

For each $K \in \mathcal{P}$, we will define a partition \mathcal{Q}_K of K . Consider the set $K' := \{X_i : I_i = K\} \cup \{Y_i : J_i = K\}$. We put two vertices of K in the same class in \mathcal{Q}_K if and only if they lie in exactly the same elements of K' . So $1 \leq |\mathcal{Q}_K| \leq 2^{|\mathcal{P}|}$. Define $\mathcal{Q} := \bigcup_{K \in \mathcal{P}} \mathcal{Q}_K$. Then \mathcal{Q} is a refinement of \mathcal{P} and

$$|\mathcal{Q}| \leq |\mathcal{P}|2^{|\mathcal{P}|}.$$

Now, for each $i = 1, \dots, r$, the sets X_i and Y_i are the union of classes of \mathcal{Q} , so $L_{X_i, Y_i} \subseteq L_{\mathcal{Q}}$ giving that $(A_{\mathcal{Q}})_{X_i, Y_i} = (\sum_{I, J \in \mathcal{Q}} A_{I, J})_{X_i, Y_i} = A_{X_i, Y_i}$. Also, A_{X_i, Y_i} and $A_{\mathcal{P}}$ are constant on $X_i \times Y_i$ with values $d(X_i, Y_i)$ and $d(I_i, J_i)$ respectively. So we get that

$$\begin{aligned} \|(A_{\mathcal{Q}} - A_{\mathcal{P}})_{X_i, Y_i}\|^2 &= \|A_{X_i, Y_i} - (A_{\mathcal{P}})_{X_i, Y_i}\|^2 \\ &= |X_i||Y_i|(d(X_i, Y_i) - d(I_i, J_i))^2 \\ &\geq (\varepsilon|I_i|)(\varepsilon|J_i|)\varepsilon^2 = \varepsilon^4|I_i||J_i|. \end{aligned} \tag{3.2}$$

Recall that \mathcal{Q} is a refinement of \mathcal{P} , so $L_{\mathcal{P}} \subseteq L_{\mathcal{Q}}$ and hence $A_{\mathcal{P}}$ is orthogonal to $(A_{\mathcal{Q}} - A_{\mathcal{P}})$. We also know that the vectors $(A_{\mathcal{Q}} - A_{\mathcal{P}})_{X_i, Y_i}$ are pairwise orthogonal. So we see that

$$\begin{aligned} \|A_{\mathcal{Q}}\|^2 - \|A_{\mathcal{P}}\|^2 &= \|A_{\mathcal{Q}} - A_{\mathcal{P}}\|^2 && \text{(by Theorem 11)} \\ &\geq \left\| \sum_{i=1}^r (A_{\mathcal{Q}} - A_{\mathcal{P}})_{X_i, Y_i} \right\|^2 && \text{(by Proposition 13)} \\ &= \sum_{i=1}^r \|(A_{\mathcal{Q}} - A_{\mathcal{P}})_{X_i, Y_i}\|^2 && \text{(by Theorem 11)} \\ &\geq \sum_{i=1}^r \varepsilon^4|I_i||J_i| && \text{(by (3.2))} \\ &\geq \varepsilon^5(1 - \varepsilon)^2 n^2 > \varepsilon^5 n^2 / 4. \end{aligned}$$

Therefore, $\|A_{\mathcal{Q}}\|^2 > \|A_{\mathcal{P}}\|^2 + \varepsilon^5 n^2 / 4$, as required. \square

We now combine the previous two results to show that we can obtain an ε -balanced partition of bounded size resulting in a significant increase in $\|A_{\mathcal{P}}\|^2$.

Lemma 15. *Let $0 < \varepsilon < 1/4$ and $k > 0$. Let G be a graph on $n \geq k2^k$ vertices with adjacency matrix A . Suppose that \mathcal{P} is an ε -balanced partition of $V(G)$ which is not good and $|\mathcal{P}| \leq k$. Then \mathcal{P} has an ε -balanced refinement \mathcal{Q} such that*

$$|\mathcal{Q}| \leq (1 + \varepsilon^{-1})|\mathcal{P}|2^{|\mathcal{P}|} \text{ and } \|A_{\mathcal{Q}}\|^2 > \|A_{\mathcal{P}}\|^2 + \varepsilon^5 n^2/4$$

and if \mathcal{C} is any balancing subset of \mathcal{Q} then $|\mathcal{C}| \geq |\mathcal{P}|$.

Proof. First apply Lemma 14 to the partition \mathcal{P} to obtain a refinement \mathcal{Q}' of \mathcal{P} with

$$|\mathcal{Q}'| \leq |\mathcal{P}|2^{|\mathcal{P}|} \text{ and } \|A_{\mathcal{Q}'}\|^2 > \|A_{\mathcal{P}}\|^2 + \varepsilon^5 n^2/4.$$

We now apply Lemma 10 to the partition \mathcal{Q}' to obtain an ε -balanced partition \mathcal{Q} with

$$|\mathcal{Q}| \leq (1 + \varepsilon^{-1})|\mathcal{Q}'| \leq (1 + \varepsilon^{-1})|\mathcal{P}|2^{|\mathcal{P}|}$$

such that if \mathcal{C} is any balancing subset of \mathcal{Q} then

$$|\mathcal{C}| \geq |\mathcal{Q}'| \geq |\mathcal{P}|.$$

Since \mathcal{Q} is a refinement of \mathcal{Q}' , we have, by (3.1), that

$$\|A_{\mathcal{Q}}\|^2 \geq \|A_{\mathcal{Q}'}\|^2 > \|A_{\mathcal{P}}\|^2 + \varepsilon^5 n^2/4.$$

□

We are now in a position to use this result to prove the Regularity Lemma.

Proof (of Lemma 9). Suppose $\varepsilon > 0$ and $k_0 \geq 1$ are given. We may assume, without loss of generality, that $\varepsilon < 1/4$. Define

$$s := \lfloor 4/\varepsilon^5 \rfloor.$$

We see that we will need to apply Lemma 15 to an ε -balanced partition which is not good at most s times before obtaining a good partition.

Define $f(x) = (1 + \varepsilon^{-1})x2^x$ and let

$$N := f^s(k_0 + 1).$$

Now, let G be any graph of order $n \geq N$. We choose an initial partition by letting $C_0 \subseteq V(G)$ be a set of vertices of minimum size such that $n - |C_0|$ is divisible by k_0 and then partition the remaining vertices into k_0 clusters of equal size. Let \mathcal{P}_0 denote the initial partition. We have that $|C_0| < k_0 \leq \varepsilon n$ so this partition is ε -balanced. If this partition is ε -regular then we are done. Otherwise, apply Lemma 15 to the partition \mathcal{P}_0 to obtain a new ε -balanced partition \mathcal{P}_1 satisfying the properties given in Lemma 15.

If the resulting partition is good then we are done. Otherwise, repeat this process. Let us denote the partition obtained after $i \geq 1$ applications of Lemma 15 by \mathcal{P}_i . We note that we always have that $|\mathcal{P}_i| \leq (1 + \varepsilon^{-1})|\mathcal{P}_{i-1}|2^{|\mathcal{P}_{i-1}|} \leq N$, $\|A_{\mathcal{P}_i}\|^2 > \|A_{\mathcal{P}_{i-1}}\|^2 + \varepsilon^5 n^2/4 > \|A_{\mathcal{P}_0}\|^2 + i\varepsilon^5 n^2/4$ and if \mathcal{C}_i is any balancing subset of \mathcal{P}_i then $|\mathcal{C}_i| \geq |\mathcal{P}_{i-1}| \geq k_0$.

We continue in this way until we obtain a good partition, \mathcal{P} , this will take at most s steps and we note that the size of the partition will be at most N . \mathcal{P} is a good partition so we can find a balancing subset $\mathcal{C} \subseteq \mathcal{P}$ containing at most $\varepsilon|\mathcal{C}|^2$ pairs which are not ε -regular. All classes in \mathcal{C} are the same size and $k_0 \leq |\mathcal{C}| \leq N$. If we set $V_0 = V(G) \setminus \bigcup \mathcal{C}$, we have that $|V_0| \leq \varepsilon n$. Let \mathcal{P}' be the partition whose sets are V_0 together with the sets in \mathcal{C} , then this partition satisfies properties (i)–(iii). \square

3.3 The Degree Form of the Regularity Lemma

We will often find it more convenient to work with the following Degree form of the Regularity Lemma. This alternative form follows from Lemma 9 and we derive it below.

Lemma 16 (Degree form of the Regularity Lemma). *For all $\varepsilon > 0$ and all integers k_0 there is an $N = N(\varepsilon, k_0)$ such that for every number $d \in [0, 1)$ and for every graph G on $n \geq N$ vertices there exist a partition of $V(G)$ into V_0, V_1, \dots, V_k and a spanning subgraph G' of G such that the following hold:*

- (i) $k_0 \leq k \leq N$ and $|V_0| \leq \varepsilon n$,
- (ii) $|V_1| = \dots = |V_k| =: m$,
- (iii) $d_{G'}(x) > d_G(x) - (d + \varepsilon)n$ for all vertices $x \in V(G)$,
- (iv) for all $i \geq 1$ the graph $G'[V_i]$ is empty,
- (v) for all $1 \leq i < j \leq k$ the graph $(V_i, V_j)_{G'}$ is ε -regular and has density either 0 or $> d$.

In the proof of this lemma we will make use of the following notation:

$$a \ll b.$$

This means that we can find an increasing function f for which all of the conditions in the proof are satisfied whenever $a \leq f(b)$. It is equivalent to setting $a = \min\{f_1(b), f_2(b), \dots, f_k(b)\}$ where each $f_i(b)$ corresponds to the maximum value of a allowed in order that the corresponding argument in the proof holds. However, in order to simplify the presentation, we will not determine these functions explicitly.

Proof. Let $\varepsilon > 0$, $k_0 \in \mathbb{N}$ and $d \in [0, 1)$. We may assume that $\varepsilon \leq 1$. We choose further positive constants ε' and $k'_0 \in \mathbb{N}$ satisfying

$$\frac{1}{k'_0}, \varepsilon' \ll \varepsilon, d, \frac{1}{k_0}.$$

By Lemma 9, there exists $N' = N'(\varepsilon', k'_0)$ such that, if we let $N := \lceil 4N'/\varepsilon \rceil \geq N'$ and G is a graph on $n \geq N$ vertices, G has a partition of its vertices into clusters

$$V'_0, V'_1, \dots, V'_{k'}$$

such that:

- (a) $k'_0 \leq k' \leq N'$ and $|V'_0| \leq \varepsilon' n$;
- (b) $|V'_1| = \dots = |V'_{k'}| =: m'$ and
- (c) for all but $\varepsilon' k'^2$ pairs $1 \leq i < j \leq k'$ the graph $(V'_i, V'_j)_G$ is ε' -regular.

We will remove some edges from the graph G to obtain a graph G' and a partition of its vertices, V_0, V_1, \dots, V_k , which satisfies properties (i)–(v) of Lemma 16 by carrying out the following steps:

1. For each pair of clusters V'_i, V'_j where $1 \leq i < j \leq k'$, if $(V'_i, V'_j)_G$ is not ε' -regular, then colour all edges between V'_i and V'_j red. For any $v \in V(G)$, if v is incident to at least $\varepsilon n/10$ red edges then move v to the exceptional set, V'_0 . Then delete all red edges that do not have an endvertex in V'_0 .

After deleting these edges, we observe that the degree of any vertex $v \in V(G)$ is greater than $d_G(v) - \varepsilon n/10$.

We have at most

$$\varepsilon' k'^2 m'^2 \leq \varepsilon' n^2$$

red edges, by (c), and so we have moved at most

$$\frac{2\varepsilon' n^2}{\varepsilon n/10} = \frac{20\varepsilon' n}{\varepsilon} \leq \frac{\varepsilon n}{4}$$

vertices to the exceptional set V'_0 .

2. Next, consider each pair of clusters V'_i, V'_j where $1 \leq i < j \leq k'$, and $d_G(V'_i, V'_j) \leq d + \varepsilon'$. Colour all remaining edges between these clusters blue. For each $v \in V'_i$ such that v sends more than $(d + 2\varepsilon')m'$ edges to V'_j , mark all but $(d + 2\varepsilon')m'$ of these edges. Similarly, for each $v \in V'_j$, if v sends more than $(d + 2\varepsilon')m'$ edges to V'_i , then mark all but $(d + 2\varepsilon')m'$ of these edges.

Since $(V'_i, V'_j)_G$ is ε' -regular, we observe that, if X is the set of vertices in V'_i having more than $(d + 2\varepsilon')m'$ neighbours in V'_j then, as

$$d_G(X, V'_j) > \frac{(d + 2\varepsilon')m'|X|}{m'|X|} = d + 2\varepsilon',$$

we have that $|X| < \varepsilon' m'$. Similarly, V'_j contains at most $\varepsilon' m'$ vertices having more than $(d + 2\varepsilon')m'$ neighbours in V'_i . So we mark at most $2\varepsilon' m'^2$ edges between the clusters V'_i and V'_j .

We carry out this process for all ε' -regular pairs of clusters with density at most $d + \varepsilon'$. There are at most $\binom{k'}{2}$ such pairs, so in total we mark at most

$$\binom{k'}{2} \varepsilon' m'^2 \leq \varepsilon' n^2$$

edges.

3. Move any vertex that was adjacent to at least $\varepsilon n/10$ marked edges to the exceptional set V'_0 and delete all blue edges that do not have an endvertex in V'_0 .

Every vertex loses fewer than $(d + 2\varepsilon')m'k' + \varepsilon n/10$ incident edges in this step. We marked at most $\varepsilon' n^2$ edges, so, in total, we move at most

$$\frac{2\varepsilon' n^2}{\varepsilon n/10} = \frac{20\varepsilon' n}{\varepsilon} \leq \frac{\varepsilon n}{4}$$

vertices to V'_0 .

4. Delete any edges inside clusters $V'_i, 1 \leq i \leq k'$.

So each vertex may lose a further, at most, $m' \leq n/k' \leq n/k'_0 \leq \varepsilon n/5$ incident edges.

5. Finally, we ensure that all clusters have same size by splitting each cluster into smaller subclusters of size $\lceil \varepsilon n/(4k') \rceil$. Move the vertices that are leftover in each cluster after this process into the set V'_0 . Call the new exceptional set V_0 and the new clusters V_1, V_2, \dots, V_k .

We have at most $\varepsilon n/(4k')$ vertices left in each of the clusters $V'_i, 1 \leq i \leq k'$, after splitting them and so add at most

$$\frac{\varepsilon n}{4k'} k' = \frac{\varepsilon n}{4}$$

further vertices to the exceptional set in this step.

We now check that the graph, G' obtained, together with the vertex partition, satisfies the properties of the lemma; (ii) and (iv) are clear. Let us consider property (i). We have that

$$k_0 \leq k'_0 \leq k' \leq k$$

and also

$$k \leq \frac{m'}{\varepsilon n/(4k')} k' \leq \frac{4k'}{\varepsilon} \leq \frac{4}{\varepsilon} N' \leq N.$$

So we see that $k_0 \leq k \leq N$. Using (c) and that we have added at most $\varepsilon n/4$ vertices to the exceptional set in each of steps 1, 3 and 5, we have that

$$|V_0| \leq \varepsilon' n + 3\varepsilon n/4 \leq \varepsilon n.$$

So property (i) is satisfied.

For property (iii) we combine our previous observations to see that we have removed fewer than

$$\varepsilon n/10 + ((d + 2\varepsilon')m'k' + \varepsilon n/10) + \varepsilon n/5 \leq (d + 2\varepsilon' + 2\varepsilon/5)n \leq (d + \varepsilon)n$$

edges incident at any vertex (in steps 1, 3 and 4). Hence, for every $v \in V(G)$ we have that

$$d_{G'}(v) > d_G(v) - (d + \varepsilon)n.$$

Finally we check that property (v) is satisfied. If V_r, V_s are clusters of G' , then either $(V_r, V_s)_{G'}$ has density 0, or it is the subgraph of an ε' -regular pair of clusters $(V'_i, V'_j)_G$ of density at least $d + \varepsilon'$. Let us assume that $d(V_r, V_s)_{G'} \neq 0$. Then, we can apply Proposition 3, since $|V_r| = |V_s| \geq \varepsilon m'/4$, to see that $(V_i, V_j)_{G'}$ is $\varepsilon' / (\varepsilon/4)$ -regular with density $> (d + \varepsilon') - \varepsilon' = d$. Hence, we see that, since ε' is sufficiently small, $(V_r, V_s)_{G'}$ is ε -regular and has density greater than d , as required. \square

The graph G' is referred to as the *pure graph*. We define another graph, the *reduced graph* R , as follows. R has vertices $V(R) = \{V_1, \dots, V_k\}$ and, for each $V_i, V_j \in V(R)$, $V_i V_j$ is an edge of R if the subgraph $(V_i, V_j)_{G'}$ is ε -regular and has density greater than d . The following proposition shows that there is a close relationship between the minimum degree of G and the minimum degree of R .

Proposition 17. *Suppose that $0 < 2\varepsilon \leq d \leq c/2$ and let G be a graph with $\delta(G) \geq cn$. Let R be the reduced graph of G with parameters ε, d . Then*

$$\delta(R) \geq (c - 2d)|R|.$$

Proof. Consider any $V_i \in V(R)$ and let $x \in V_i$ in G . We observe that x has neighbours in at least $(d_{G'}(x) - |V_0|)/m$ different clusters V_j in G' . By part (v) of Lemma 16 and the definition of R , V_i is a neighbour of each of these clusters V_j in R so we have

$$d_R(V_i) \geq (d_{G'}(x) - |V_0|)/m \geq (d_{G'}(x) - \varepsilon n)/m.$$

From part (iii) of Lemma 16, we also have that

$$d_{G'}(x) > d_G(x) - (d + \varepsilon)n \geq (c - (d + \varepsilon))n.$$

Combining these inequalities, we obtain that

$$d_R(V_i) \geq (c - (d + 2\varepsilon))n/m \geq (c - 2d)|R|$$

and hence $\delta(R) \geq (c - 2d)|R|$. \square

The next result shows that if we have a Hamilton path in the reduced graph R then we are able to find large subclusters of each of the V_i so that the graphs induced by the pairs of subclusters corresponding to edges in the path are superregular. In fact, we could obtain a similar result for any subgraph of R with bounded maximum degree.

Proposition 18. *Suppose that $4\varepsilon < d \leq 1$ and that P is a Hamilton path in R . Then every cluster V_i contains a subcluster $V'_i \subseteq V_i$ of size $m - 2\varepsilon m$ such that $(V'_i, V'_j)_{G'}$ is $(2\varepsilon, d - 3\varepsilon)$ -superregular for every edge $V_i V_j \in E(P)$.*

Proof. By relabelling if necessary, we may assume that

$$P = V_1 V_2 \dots V_k.$$

Consider any $i < k$. Then, since $(V_i, V_{i+1})_{G'}$ is ε -regular, we may apply Proposition 1 to see that V_i contains at most εm vertices x such that $|N_{G'}(x) \cap V_{i+1}| \leq (d - \varepsilon)m$. Similarly, for all $i > 1$, since $(V_{i-1}, V_i)_{G'}$ is ε -regular, we have that there are at most εm vertices $x \in V_i$ with $|N_{G'}(x) \cap V_{i-1}| \leq (d - \varepsilon)m$. So, for each $i = 1, \dots, k$, we may choose a set of vertices $V'_i \subseteq V_i$ of size $m - 2\varepsilon m =: m'$ which does not contain any of these vertices.

Now we need to check the conditions for $(2\varepsilon, d - 3\varepsilon)$ -superregularity. Let $i < k$ and consider $X \subseteq V'_i, Y \subseteq V'_{i+1}$ with $|X|, |Y| \geq 2\varepsilon m'$. By Proposition 3, we have that $H_i := (V'_i, V'_{i+1})_{G'}$ is 2ε -regular and has density greater than $d - \varepsilon$, and so

$$d(X, Y) > d(V'_i, V'_{i+1}) - 2\varepsilon > d - 3\varepsilon.$$

Also,

$$d_{H_i}(a) > (d - \varepsilon)m - 2\varepsilon m \geq (d - 3\varepsilon)m', \quad \forall a \in V'_i$$

and

$$d_{H_i}(b) > (d - \varepsilon)m - 2\varepsilon m \geq (d - 3\varepsilon)m', \quad \forall b \in V'_{i+1}.$$

So we have that $H_i = (V'_i, V'_{i+1})_{G'}$ is $(2\varepsilon, d - 3\varepsilon)$ -superregular, as required. \square

Chapter 4

Applications of the Regularity Lemma

4.1 How to Apply the Regularity Lemma

In this section we will show how we can use the Regularity Lemma to embed a structure into a graph G . Our procedure will often take the following form. First we obtain an ε -regular partition of the graph G using the Regularity Lemma and from this we obtain the reduced graph. We then look to embed a simpler structure into the reduced graph. If we are able to do this, we can then apply a result such as the Key Lemma (Lemma 19) or the Blow-up Lemma (Lemma 20) to embed the desired structure in the graph G . This process is made more complicated when the structure we wish to find is spanning in G , for example a Hamilton cycle, as we must then ensure that all of the exceptional vertices are also incorporated.

Given a graph G which admits an ε -regular partition, we define the *regularity graph*, R , with parameters ε and d to be the graph with vertex set $\{V_1, \dots, V_k\}$ and an edge from V_i to V_j if $(V_i, V_j)_G$ is ε -regular with density at least d . The regularity graph is almost identical to the reduced graph we defined previously, the only difference being that the regularity graph also has an edge between V_i and V_j if $d_G(V_i, V_j) = d$.

Given any graph R , we define the graph R^s to be the graph formed by replacing each vertex of R by a set of s vertices and replacing the edges of R by complete bipartite graphs. We illustrate this in Figure 4.1. The Key Lemma will be an important tool as it allows us to conclude that if R is the regularity graph of G and we can find a structure in the graph R^s then we are also able to embed it in the graph G .

Lemma 19 (Key Lemma). *Let $d \in (0, 1]$, $\Delta \geq 1$. Then there exists an $\varepsilon_0 > 0$ such that, given graphs G and H , with $\Delta(H) \leq \Delta$, and $s \in \mathbb{N}$, if R is a regularity graph of G with parameters $\varepsilon \leq \varepsilon_0$ and d and each vertex of R is a cluster of size $m \geq 2s/d^\Delta$ in G , then*

$$H \subseteq R^s \Rightarrow H \subseteq G.$$

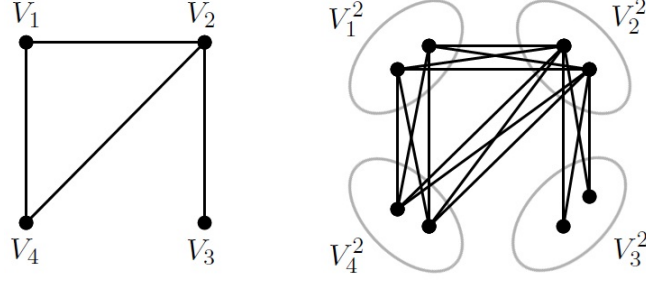


Figure 4.1: The graph R (left) and R^s (right).

Proof. Choose $0 < \varepsilon_0 < d$ satisfying

$$(d - \varepsilon_0)^\Delta - \Delta \varepsilon_0 \geq d^\Delta / 2. \quad (4.1)$$

We are able to do this since $(d - \varepsilon)^\Delta - \Delta \varepsilon \rightarrow d^\Delta$ as $\varepsilon \rightarrow 0$.

Suppose that we have a graph G which admits an ε -regular partition, with parameters $\varepsilon \leq \varepsilon_0$, $m > 2s/d^\Delta$ and d , into an exceptional set V_0 and clusters $\{V_1, \dots, V_k\}$ satisfying those properties in Lemma 16. Let R be its regularity graph. Suppose that $H \subseteq R^s$, with

$$V(H) = \{u_1, u_2, \dots, u_h\}.$$

Each of the vertices u_i of H is contained in one of the sets V_j^s of R^s . This defines a mapping σ , where $\sigma(u_i) = j$ if $u_i \in V_j^s$. Our aim is to embed H in G by defining a mapping which takes each u_i to a distinct v_i in $V_{\sigma(u_i)}$ such that the edge $v_i v_j \in E(G)$ if $u_i u_j \in E(H)$. We will select these vertices v_i one at a time, starting with v_1 .

For each $1 \leq i \leq h$ let

- $Y^0(u_i) = V_{\sigma(u_i)}$
- $Y^\ell(u_i)$ be the set of candidates for v_i at the ℓ^{th} step, where $1 \leq \ell \leq i$.

At the j^{th} step, we select the vertex v_j , so we have that $Y^j(u_j) = \{v_j\}$. For each $i > j$, if $u_i u_j \in E(H)$, then we remove any vertices from $Y^{j-1}(u_i)$ that are not adjacent to v_j , that is,

$$Y^j(u_i) = Y^{j-1}(u_i) \cap N_G(v_j).$$

We want to select each vertex v_j so that, for all $i > j$ with $u_i u_j \in E(H)$, the sets $Y^j(u_i)$ are not too small so as to ensure that we can find a copy of H in G . For each such u_i we recall that the graph $(V_{\sigma(u_j)}, V_{\sigma(u_i)})$ is ε -regular and so, by Proposition 1, all but at most εm vertices in $Y^{j-1}(u_j) \subseteq V_{\sigma(u_j)}$ have at least $(d - \varepsilon)|Y^{j-1}(u_i)|$ neighbours in $Y^{j-1}(u_i)$, provided that $|Y^{j-1}(u_i)| \geq \varepsilon m$. We must consider at most Δ neighbours of u_j and so we find that, by avoiding at most $\Delta \varepsilon m$ vertices in $Y^{j-1}(u_j)$, we can ensure that

$$|Y^j(u_i)| \geq (d - \varepsilon)|Y^{j-1}(u_i)|, \quad \forall i > j. \quad (4.2)$$

Since at most s vertices of H can lie in each set $V_{\sigma(u_j)}^s$ of R^s , as long as we have that

$$|Y^j(u_i)| \geq s + \Delta \varepsilon m$$

we will be able to find a vertex v_j which satisfies (4.2).

Now, for each $i > j$ we know that

$$|Y^j(u_i)| \geq (d - \varepsilon)^\Delta m \geq (d - \varepsilon_0)^\Delta m$$

by repeatedly applying (4.2), since we delete vertices from the set $Y^\ell(u_i)$ only when $u_i u_\ell \in E(H)$ and this is the case for at most Δ vertices u_ℓ with $\ell \leq j$. By our choice of ε_0 in (4.1) we have that $(d - \varepsilon_0)^\Delta \geq d^\Delta/2 + \Delta \varepsilon$. Then, recalling that $m \geq 2s/d^\Delta$, we obtain that

$$|Y^j(u_i)| \geq (d - \varepsilon)^\Delta m \geq (d^\Delta/2 + \Delta \varepsilon)m \geq s + \Delta \varepsilon m.$$

So we can choose suitable, distinct vertices for each u_i . Therefore, we are able to embed H in G . \square

It is worth noting that if the reduced graph of G with parameters ε, d satisfies the conditions of the lemma, then so does the regularity graph with the same parameters. In particular, we may also apply the lemma if we know that H is a subgraph of the graph R^s , where R denotes the reduced graph, to conclude that H is a subgraph of G .

Sometimes we might require a stronger result when we wish to embed a structure in a graph, in this case we will apply Komlós, Sárközy and Szemerédi's Blow-up Lemma, [14]. If we compare this lemma to the Key Lemma (Lemma 19), we find that the Blow-up lemma is actually much more powerful than the Key Lemma. Whilst the Key Lemma allows us to embed a graph H whose order is small relative to G , the Blow-up Lemma will let us embed any spanning subgraph H of G with bounded maximum degree. Informally, the Blow-up Lemma tells us that superregular graphs behave like complete bipartite graphs if we want to embed a bipartite subgraph of bounded maximum degree. The proof of Theorem 28 will use a special case of the Blow-up Lemma for bipartite graphs.

Lemma 20 (Blow-up Lemma (bipartite form), Komlós, Sárközy and Szemerédi, [14]). *Given $d > 0$ and $\Delta \in \mathbb{N}$, there is a positive constant $\varepsilon_0 = \varepsilon_0(d, \Delta)$ such that the following holds for every $\varepsilon < \varepsilon_0$. Given $m \in \mathbb{N}$, let G^* be an (ε, d) -superregular bipartite graph with vertex classes of size m . Then G^* contains a copy of every subgraph H of $K_{m,m}$ with $\Delta(H) \leq \Delta$.*

In Chapter 7, we will require the following, more general, r -partite version of the lemma.

Lemma 21 (Blow-up Lemma (r -partite form), Komlós, Sárközy and Szemerédi, [14]). *Suppose that F is a graph on $[k]$, let $d > 0$ and let Δ be a positive integer. Then there exists a positive constant $\varepsilon_0 = \varepsilon_0(d, \Delta, k)$ such that the following holds for all positive integers ℓ_1, \dots, ℓ_k and all $0 < \varepsilon \leq \varepsilon_0$.*

Let F' be the graph obtained from F by replacing each vertex $i \in V(F)$ by a set V_i of ℓ_i vertices and adding all V_i - V_j edges whenever $ij \in E(F)$. Let G' be a spanning subgraph of F' such that for every edge $ij \in E(F)$, the graph $(V_i, V_j)_{G'}$ is (ε, d) -superregular. Then G' contains a copy of H for every $H \subseteq F'$ with $\Delta(H) \leq \Delta$ such that, for each vertex $v \in V(H)$, if $v \in V_i$ in F' then v is also mapped to V_i by the copy of H in G' .

The three applications of the Regularity Lemma which we will consider in this section are: a proof of the Erdős-Stone theorem, a result in Ramsey theory and a very specific use of the lemma to find a perfect C_6 -packing in a graph. In the final application, we will have to confront the problem, mentioned earlier, of incorporating the exceptional vertices since a perfect C_6 -packing is a spanning subgraph of G .

4.2 The Erdős-Stone Theorem

Given a graph H , a natural question to ask is how many edges can a graph G on n vertices have without containing H as a subgraph. An important corollary of the Erdős-Stone Theorem, Corollary 25 stated later in this section, will help us to go some way towards answering this question.

Definition. Let H be a graph and $n \in \mathbb{N}$. Then

$$ex(n, H) = \max\{e(G) : G \text{ is a graph on } n \text{ vertices and } H \not\subseteq G\}.$$

Another way to think about this is that if G is any graph on n vertices with more than $ex(n, H)$ edges then we know that H must be a subgraph of G . If G is a graph on n vertices, $H \not\subseteq G$ and $e(G) = ex(n, H)$ then we say that G is *extremal*.

An important graph is the Turán graph, $T_{r-1}(n)$, where r, n are positive integers and $r \geq 2$. This graph is formed by partitioning n vertices into $r - 1$ sets, or vertex classes, which have size as equal as possible, differing by at most 1. So we have that the sets have size either $\lfloor \frac{n}{r-1} \rfloor$ or $\lceil \frac{n}{r-1} \rceil$. We add all possible edges between these sets. We illustrate this for the graph $T_5(9)$ in Figure 4.2. Some of the sets may be empty and if $n \leq r - 1$ then we simply have that $T_{r-1}(n) = K_n$. We see that this graph cannot possibly contain a copy of K_r as a subgraph. Suppose that it did. Then two vertices of the K_r subgraph would have to lie in the same vertex class but these sets are independent.

We write $t_{r-1}(n)$ for the number of edges of $T_{r-1}(n)$. If we write a for the number of vertex classes of size $\lceil \frac{n}{r-1} \rceil$ then we find that

$$t_{r-1}(n) = \frac{1}{2} \left(\frac{r-2}{r-1} n^2 - \frac{(r-1)-a}{r-1} a \right)$$

which is maximised when $a = r - 1$, that is, when $r - 1$ divides n . So we see that

$$t_{r-1}(n) \leq \left(\frac{r-2}{r-1} \right) \frac{n^2}{2}. \quad (4.3)$$

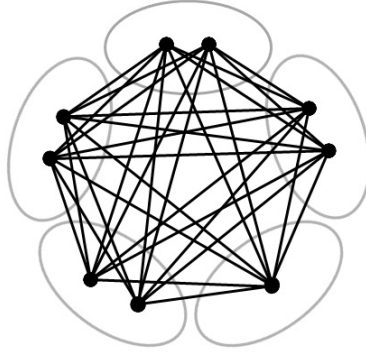


Figure 4.2: The graph $T_5(9)$.

The following theorem states that the Turán graph, $T_{r-1}(n)$, contains the maximum number of edges without having a K_r subgraph, that is, $t_{r-1}(n) = ex(n, K_r)$. Further, if G is any graph on n vertices with $ex(n, K_r)$ edges and $K_r \not\subseteq G$ we have that $G = T_{r-1}(n)$, so the Turán graph is the unique extremal graph.

Theorem 22 (Turán, 1941). *Let r, n be integers, $r > 1$. Suppose G is a graph on n vertices which does not contain K_r as a subgraph. If $e(G) = ex(n, K_r)$, then $G = T_{r-1}(n)$.*

The following proposition gives us that the value $t_{r-1}(n) \binom{n}{2}^{-1}$ converges to

Proposition 23.

$$\lim_{n \rightarrow \infty} t_{r-1}(n) \binom{n}{2}^{-1} = \frac{r-2}{r-1}.$$

The graph K_r^s is the complete r -partite graph where every vertex class has s vertices. By requesting that G has only γn^2 more edges than the Turán graph $T_{r-1}(n)$, for given γ, r and s and sufficiently large n , the Erdős-Stone Theorem states that we can guarantee, not only that K_r is contained in G as a subgraph, but something even stronger: G contains a copy of the graph K_r^s . We will use the Regularity Lemma together with the Key Lemma to prove this theorem.

Theorem 24 (Erdős and Stone, 1946). *Suppose that $r \geq 2$ and $s \geq 1$ are integers and let $\gamma > 0$, then there exists an integer n_0 such that every graph with $n \geq n_0$ vertices and at least $t_{r-1}(n) + \gamma n^2$ edges contains K_r^s as a subgraph.*

Proof. Suppose that $r \geq 2, s \geq 1$ and $\gamma > 0$ are given and let G be a graph on n vertices with

$$e(G) \geq t_{r-1}(n) + \gamma n^2.$$

We see that we must have $\gamma < 1$ for such a graph to exist.

We apply Lemma 19 with $d = \gamma$ and $\Delta = \Delta(K_r^s)$ to obtain an $\varepsilon_0 > 0$ and (since the result holds for all $\varepsilon \leq \varepsilon_0$) we may assume that $\varepsilon_0 < \gamma/4$. Choose a positive constant $\varepsilon \leq \varepsilon_0$ and let n_0 be a positive integer satisfying

$$1/n_0 \ll \varepsilon, 1/r, 1/s.$$

Suppose that G is a graph on $n \geq n_0$ vertices and apply the degree form of the Regularity Lemma, Lemma 16, with the parameters ε , $d = \gamma$ and $k_0 := \lceil 1/\gamma \rceil$. We obtain clusters V_1, \dots, V_k with $|V_1| = \dots = |V_k| =: m$, an exceptional set V_0 , a pure graph G' and a reduced graph R . We check that

$$m = \frac{n - |V_0|}{k} \geq \frac{n_0(1 - \varepsilon)}{k} \geq \frac{2s}{\gamma\Delta}.$$

We will proceed to show that $K_r \subseteq R$ implying that $K_r^s \subseteq R^s$. Then we will be able to apply Lemma 19 to show that $K_r^s \subseteq G$. In order to do this, we will estimate the number of edges in R . Recall that we have an edge in G' between a pair of clusters only if they are ε -regular with density greater than γ . These edges in G' all contribute to $e(R)$. We must remember to subtract from the edges in G' any edges which have an endvertex in V_0 since these do not contribute to $e(R)$. Also, each of the edges in R can correspond to at most m^2 such edges in G' . We recall that $d_{G'}(v) > d_G(v) - (\gamma + \varepsilon)n$ for all vertices $v \in V(G)$ and so we see that

$$\begin{aligned} e(R) &\geq \frac{1}{m^2} \left(\frac{1}{2} \sum_{v \in V(G)} (d_{G'}(v) - |V_0|) - |V_0|n \right) \\ &> \frac{1}{2m^2} \left(\sum_{v \in V(G)} (d_G(v) - (\gamma + \varepsilon)n - \varepsilon n) - 2\varepsilon n^2 \right) \\ &= \frac{1}{2m^2} (2e(G) - \gamma n^2 - 4\varepsilon n^2) \\ &\geq \frac{k^2}{2} \left(\frac{2t_{r-1}(n)}{n^2} + 2\gamma - \gamma - 4\varepsilon \right) \\ &= \frac{k^2}{2} \left(t_{r-1}(n) \binom{n}{2}^{-1} \frac{n-1}{n} + \gamma - 4\varepsilon \right). \end{aligned}$$

Now we know, by our choice of ε , that $\gamma - 4\varepsilon > 0$. So we can apply Proposition 23 and (4.3) to see that, for sufficiently large n , we have

$$e(R) > \frac{k^2}{2} \binom{r-2}{r-1} \geq t_{r-1}(k).$$

We conclude that $K_r \subseteq R$ by Theorem 22 and hence $K_r^s \subseteq R^s$. Therefore, we can apply Lemma 19 to see that $K_r^s \subseteq G$. \square

We can now return to our original question of finding a copy of any graph H in our graph G . We must first introduce the concept of a vertex colouring as well as the chromatic number of a graph.

Definition. A *vertex colouring* of a graph G assigns a colour to each vertex in such a way that no pair of adjacent vertices receive the same colour. We call a vertex colouring which uses k colours a *k-colouring*. The *chromatic number*, $\chi(G)$, is the smallest k such that G has a *k-colouring*.

It is easy to find an upper bound for the chromatic number of a graph G by colouring the vertices of G greedily. Order the vertices of G arbitrarily as v_1, v_2, \dots, v_n . Assign to each vertex in turn a colour that has not already been used amongst its neighbours of lower index. Since each vertex has at most $\Delta(G)$ neighbours, it will always be able to do this using at most $\Delta(G) + 1$ colours. Therefore,

$$\chi(G) \leq \Delta(G) + 1.$$

The chromatic number is central to an interesting corollary of the Erdős-Stone theorem. This corollary determines, asymptotically, for any non-bipartite graph H , the number of edges required to force a copy of H in G .

Corollary 25. *Let H be a graph with $\chi(H) \geq 2$. Then*

$$\lim_{n \rightarrow \infty} ex(n, H) \binom{n}{2}^{-1} = \frac{\chi(H) - 2}{\chi(H) - 1}.$$

Proof. Let $\varepsilon > 0$ and define $r := \chi(H)$, $s := |H|$.

We have that $H \not\subseteq T_{r-1}(n)$ since $\chi(H) = r > \chi(T_{r-1}(n))$. This gives that

$$ex(n, H) \geq t_{r-1}(n),$$

and thus

$$\liminf_n ex(n, H) \binom{n}{2}^{-1} \geq \lim_{n \rightarrow \infty} t_{r-1}(n) \binom{n}{2}^{-1} = \frac{r-2}{r-1} \quad (4.4)$$

by Proposition 23.

By Theorem 24, there exists an n_0 such that every graph on $n \geq n_0$ vertices with

$$e(G) \geq t_{r-1}(n) + \varepsilon n^2$$

has K_r^s as a subgraph. By the definitions of r and s , we observe that

$$H \subseteq K_r^s \subseteq G.$$

Hence, we see that whenever $n \geq n_0$,

$$ex(n, H) < t_{r-1}(n) + \varepsilon n^2.$$

We again apply Proposition 23 to see that

$$\limsup_n ex(n, H) \binom{n}{2}^{-1} \leq \lim_{n \rightarrow \infty} (t_{r-1}(n) + \varepsilon n^2) \binom{n}{2}^{-1} = \frac{r-2}{r-1} + \varepsilon. \quad (4.5)$$

Now, this equation holds for all $\varepsilon > 0$ and so, together, (4.4) and (4.5) give that

$$\lim_{n \rightarrow \infty} ex(n, H) \binom{n}{2}^{-1} = \frac{\chi(H) - 2}{\chi(H) - 1}.$$

□

This corollary means that for any non-bipartite graph H and any $\varepsilon > 0$ there exists an integer n_0 such that if G is a graph on $n \geq n_0$ vertices and

$$e(G) \geq \left(\frac{\chi(H) - 2}{\chi(H) - 1} + \varepsilon \right) \binom{n}{2}$$

then $H \subseteq G$.

4.3 Ramsey Theory

Ramsey Theory focusses on finding structure in large graphs. A well known result, which is easily verified, is that in any group of six people there will be three acquaintances or three strangers. More generally, the theory roughly states that whenever we partition a large graph into a small number of subsets, in one of those subsets there will be a large substructure, for example a large complete graph or a large independent set. Ramsey's theorem tells us that, given any sufficiently large graph, we are guaranteed to find a large complete graph or a large independent set.

Theorem 26 (Ramsey, 1930). *For every $k \in \mathbb{N}$, there exists an $n \in \mathbb{N}$ such that every graph on at least n vertices contains K_k or $\overline{K_k}$ as an induced subgraph.*

We might also think of this to mean that if we colour the edges of a K_n with two colours: red and blue, then any such colouring yields a monochromatic K_k . We define the Ramsey number as follows.

Definition. For any $k \in \mathbb{N}$, we define the *Ramsey number*, $R(k)$, to be the smallest positive integer n such that any colouring of the edges of K_n using two colours yields a monochromatic K_k .

Given any graph H , we define $R(H)$ to be the smallest positive integer such that any colouring of the edges of K_n using two colours yields a monochromatic copy of H .

Proof of Theorem 26. The result is clear for $k = 1$ so let us assume that $k \geq 2$. Let $n := 2^{2k-3}$ and suppose that G is a graph of order at least n . Choose $V_1 \subseteq V(G)$ be any set of n vertices and let $v_1 \in V_1$ be any vertex. We will define a sequence of sets of vertices $V_1 \supset V_2 \supset \dots \supset V_{2k-2}$, and vertices $v_i \in V_i$, such that for all $2 \leq i \leq 2k-2$:

- (i) $|V_i| = |V_{i-1}|/2^{i-1}$;
- (ii) $V_i \not\ni v_{i-1}$;
- (iii) $V_i \cap N(v_{i-1}) = V_i$ or \emptyset .

Let $1 < j \leq 2k-2$ and suppose that we have already chosen sets V_i and vertices v_i for $1 \leq i \leq j-1$ satisfying (i)–(iii). We note that $|V_{j-1} \setminus \{v_{j-1}\}| = n/2^{j-2} - 1 > 0$ is odd, so we can find a subset V_j which satisfies (i)–(iii). Choose any $v_j \in V_j$.

Now, amongst the $2k-3$ vertices $v_1, v_2, \dots, v_{2k-3}$, we can find a set of $k-1$ vertices, V , such that either: $N(v_{i-1}) \cap V_i = V_i$ for all $v_{i-1} \in V$ or $N(v_{i-1}) \cap V_i = \emptyset$ for all $v_{i-1} \in V$. In the first case, the vertices $V \cup \{v_{2k-2}\}$ induce a K_k in G and in the second the vertices $V \cup \{v_{2k-2}\}$ induce a $\overline{K_k}$. \square

Ramsey numbers are very difficult to calculate, in general, and very few are known. We have shown, in the proof of Theorem 26, that $R(k) \leq 2^{2k-3}$ for all $k \geq 2$, giving us an exponential bound on the Ramsey number for complete graphs. We will now show that, by considering only the Ramsey numbers of

graphs H of bounded maximum degree we can greatly improve on this bound. In fact, we are able to obtain a bound which is linear in $|H|$.

Theorem 27 (Chvátal, Rödl, Szemerédi and Trotter, 1983). *Suppose that Δ is a positive integer. Then there exists a constant c such that*

$$R(H) \leq c|H|$$

for every graph H with $\Delta(H) \leq \Delta$.

Proof. Apply Lemma 19 with inputs $d = 1/2$ and Δ to obtain ε_0 , as in the statement of the lemma. Let $k_0 = R(\Delta + 1)$ and choose a positive constant $\varepsilon \leq \varepsilon_0$ satisfying $\varepsilon \ll 1/k_0$. Let c be a positive integer satisfying $1/c \ll \varepsilon, 1/\Delta$.

Now, let H be a graph with $\Delta(H) \leq \Delta$ and let $|H| =: h$. Suppose that G is a graph on $n \geq ch$ vertices. Apply the Regularity Lemma, Lemma 9, with the parameters ε and k_0 to obtain an ε -regular partition into clusters V_1, \dots, V_k , with $|V_1| = \dots = |V_k| =: m$, and exceptional set V_0 . We aim to prove that G has H or \overline{H} as a subgraph. Equivalently, we will show that $H \subseteq G$ or $H \subseteq \overline{G}$.

We check that

$$m = \frac{n - |V_0|}{k} \geq \frac{ch(1 - \varepsilon)}{k} \geq \frac{2h}{d\Delta},$$

so we will be able to use Lemma 19.

Let R be the graph with vertices $\{V_1, \dots, V_k\}$ and an edge between two vertices if the corresponding pair of clusters is ε -regular. We have that $|R| = k$ and there are at most εk^2 pairs which are not ε -regular so

$$\begin{aligned} e(R) &\geq \frac{k(k-1)}{2} - \varepsilon k^2 = \frac{k^2}{2} \left(1 - \frac{1}{k} - 2\varepsilon\right) \\ &\geq \frac{k^2}{2} \left(1 - \frac{1}{k_0} - \frac{1}{k_0(k_0-1)}\right) = \frac{k^2}{2} \frac{k_0 - 2}{k_0 - 1} \\ &\stackrel{(4.3)}{\geq} t_{k_0-1}(k). \end{aligned}$$

Then we have that $K = K_{k_0} \subseteq R$, by Theorem 22.

Let us now colour the edges of R as follows:

- Colour the edge $V_i V_j$ red if $d_G(V_i, V_j) \geq 1/2$;
- Colour the edge $V_i V_j$ blue if $d_G(V_i, V_j) < 1/2$.

We define graphs R' and R'' both having vertex sets $V(R)$. The graph R' has all red edges and the graph R'' has all blue edges. We see that R' is in fact the regularity graph corresponding to this partition of G with parameters ε and $d = 1/2$. By recalling Proposition 2, we also see that the graph R'' is the reduced graph of \overline{G} with the same parameters.

Recall that we defined $k_0 = R(\Delta + 1)$. So K must contain a red $K_{\Delta+1}$ or a blue $K_{\Delta+1}$. Then, since $\chi(H) \leq \Delta(H) + 1 \leq \Delta + 1$, we have that $H \subseteq K_{\Delta+1}^h$ and so $H \subseteq (R')^h$ or $H \subseteq (R'')^h$. We can apply Lemma 19 to see that, in the first case, $H \subseteq G$ and, in the second, $H \subseteq \overline{G}$. Therefore, $R(H) \leq c|H|$. \square

4.4 Finding a Perfect C_6 -Packing

Let us now consider a particular example, where the Regularity Lemma is used to find a spanning subgraph of a graph G consisting entirely of disjoint copies cycles of length 6. Such a subgraph is called a perfect C_6 -packing and we formally define an F -packing below.

Definition. Given two graphs F and G , an F -packing in G is a collection of vertex-disjoint copies of F in G . An F -packing is said to be *perfect* if it covers all of the vertices of G .

We will prove the following theorem.

Theorem 28. *For every $0 < \eta < 1/2$ there exists an integer n_0 such that every graph G with order $n \geq n_0$ divisible by 6 and $\delta(G) \geq n(1/2 + \eta)$ contains a perfect C_6 -packing.*

Note that the bound on the minimum degree in Theorem 28 is close to best possible. Indeed, suppose that n is divisible by 6 and consider the graph G on n vertices consisting of disjoint copies of $K_{n/2+1}$ and $K_{n/2-1}$. We have that $\delta(G) = n/2 - 2$. In order to contain a perfect C_6 -packing, the two components must have perfect C_6 -packings but this is not possible since their orders are not divisible by 6.

Proof. Choose positive constants ε and d and $n_0 \in \mathbb{N}$ such that

$$1/n_0 \ll \varepsilon \ll d \ll \eta < 1/2.$$

Let $k_0 := 1/\varepsilon$ and let G be a graph on $n \geq n_0$ vertices. The first step is to apply the degree form of the Regularity Lemma (Lemma 16) with parameters ε, d and k_0 to the graph G . We obtain: clusters V_1, V_2, \dots, V_k ; an exceptional set, V_0 ; a pure graph, G' and a reduced graph, R .

Note that $|R| = k$. We are given that $\delta(G) \geq n(1/2 + \eta)$ and so we may apply Proposition 17 to see that

$$(a) \quad \delta(R) \geq (1/2 + \eta - 2d)k \geq (1 + \eta)k/2 > k/2.$$

Then Dirac's theorem implies that R contains a Hamilton path, P , and we may assume that $P = V_1 V_2 \dots V_k$ by relabelling if necessary.

We use that $(V_i, V_{i+1})_{G'}$ is ε -regular and has density $> d$ for each $1 \leq i \leq k - 1$ and apply Proposition 18 in order to obtain subclusters $V'_i \subseteq V_i$ of size $m' := m - 2\varepsilon m$ such that

$$(b) \quad (V'_i, V'_{i+1})_{G'} \text{ is } (2\varepsilon, d/2)\text{-superregular for every edge } V_i V_{i+1} \in E(P).$$

For each $i = 1, \dots, k$ we add the vertices in $V_i \setminus V'_i$ to the exceptional set V_0 , in total we add $k(2\varepsilon m) \leq 2\varepsilon n$ vertices to V_0 . We also add the vertices in V_k to the exceptional set if k is odd, adding at most $m' \leq n/k \leq n/k_0 = \varepsilon n$ vertices. We continue to refer to the reduced graph as R , its number of vertices as k and to call the exceptional set V_0 and we now have

$$|V_0| \leq 4\varepsilon n.$$

Now that k is even, we can find a perfect matching $M = \{V_1V_2, V_3V_4, \dots, V_{k-1}V_k\}$ in P .

We will now set aside some vertices from the graph - these will be put back at a later stage. Consider any odd i . By (a), we know that there exists a vertex $V_j \in (N_R(V_i) \cap N_R(V_{i+1}))$. Recall that $(V_i, V_j)_{G'}$ and $(V_{i+1}, V_j)_{G'}$ are ε -regular. So by Proposition 3, $(V'_i, V'_j)_{G'}$ and $(V'_{i+1}, V'_j)_{G'}$ are 2ε -regular and have density at least $d - \varepsilon \geq d/2$. Then, by Proposition 1, we have that there are at least $(1 - 4\varepsilon)m'$ vertices in V'_j having at least $(d/2 - 2\varepsilon)m'$ neighbours in both V'_i and V'_{i+1} . Let $X_i \in V'_j$ be a set of 11 of these vertices. For each odd i we choose a set X_i and we choose these in such a way that the X_i s are disjoint. We are able to do this since we have n large enough such that $11k/2 \leq (1 - 4\varepsilon)m'$.

Let $X := X_1 \cup X_3 \cup \dots \cup X_{k-1}$. We remove the vertices in X from their clusters but do not add them to V_0 . We have $|X| < 11k$ and so if we remove at most $|X|(k-1) < 11k^2 \leq \varepsilon n$ additional vertices (and add these to the exceptional set) we may assume that the resulting subclusters $V''_i \subseteq V'_i$ all have the same size, which we shall define to be m'' . The new exceptional set has size

$$|V_0| \leq 5\varepsilon n.$$

We want to assign each element $x \in V_0$ to a cluster and in order to this we will define an odd index i to be *good* for x if $|N_{G'}(x) \cap V''_i| \geq \eta^2 m''$ and $|N_{G'}(x) \cap V''_{i+1}| \geq \eta^2 m''$. Denote the number of good indices by g_x . We find that the number of neighbours of x in G belonging to clusters V''_i is

$$d_{G'}(x) - |V_0| - |X| \leq 2g_x m'' + (\eta^2 + 1)(k/2 - g_x)m''$$

since if i is good all $2m''$ vertices in V_i and V_{i+1} may be neighbours and if i is not good then x has fewer than $\eta^2 m''$ neighbours in at least one of V_i, V_{i+1} . Now, $|V_0| + |X| \leq 6\varepsilon n \leq \eta n/2$ and $\delta(G) \geq n(1/2 + \eta)$ so we have that $(1 + \eta)n/2 \leq d_{G'}(x) - |V_0| - |X|$. We also note that $(k/2 - g_x)m'' \leq km''/2 \leq n/2$. So, combining these observations, we see that

$$(1 + \eta)n/2 \leq 2g_x m'' + (\eta^2 + 1)n/2$$

and hence

$$g_x \geq \frac{\eta n}{4m''}(1 - \eta) \geq \frac{\eta k}{4} \frac{1}{2} = \frac{\eta|M|}{4}.$$

We also have that

$$\frac{|V_0|}{\sqrt{\varepsilon}m''} \leq \frac{5\sqrt{\varepsilon}n}{m''} \leq \frac{\eta|M|}{4}.$$

This means that we can choose a good odd index i for each vertex in the exceptional set so that no index is assigned more than $\sqrt{\varepsilon}m''$ vertices.

For each odd index i , consider those vertices which have been assigned to i . Distribute these as evenly as possible between the sets V''_i and V''_{i+1} forming new sets V^*_i and V^*_{i+1} which differ in size by at most 1.

We claim that the graph $(V^*_i, V^*_{i+1})_{G'}$ is $(4\sqrt[4]{\varepsilon}, d/18)$ -superregular for each odd i . This follows from (b) and applying first Proposition 5 to see that the graph $(V''_i, V''_{i+1})_{G'}$ is $(\sqrt{2\varepsilon}, d/2 - \sqrt{2\varepsilon})$ -superregular. We then apply Proposition 6 to see that after adding the exceptional vertices assigned to each cluster, at most $\sqrt{\varepsilon}m''$,

(c) $(V_i^*, V_{i+1}^*)_{G'}$ is $(4\sqrt[4]{\varepsilon}, d/18)$ -superregular for each odd i .

We must now show that we can make $|V_i^* \cup V_{i+1}^* \cup X_i|$ divisible by 6 for every odd i . First let's consider $i = 1$. Suppose that $|V_1^* \cup V_2^* \cup X_1| \equiv a \pmod 6$ for some $0 \leq a < 6$. We can apply Proposition 4 and Proposition 3 to see that the graphs $(V_2^*, V_3^*)_{G'}$ and $(V_3^*, V_4^*)_{G'}$ are $\sqrt[5]{\varepsilon} \geq 10\sqrt[4]{\varepsilon}$ -regular and has density at least $d/4 \geq d - 7\sqrt[4]{\varepsilon}$ to choose a disjoint copies of C_6 , each having 1 vertex in V_2^* , 3 vertices in V_3^* and 2 vertices in V_4^* . First we pick a vertex $x \in V_2^*$ which has at least $(d/4 - \sqrt[5]{\varepsilon})|V_3^*|$ neighbours in V_3^* and a vertex $y \in V_3^*$ which has at least $(d/4 - \sqrt[5]{\varepsilon})|V_4^*|$ neighbours in V_4^* . There are many such vertices we could choose by Proposition 1. Now, by Proposition 3, $((N_{G'}(x) \setminus \{y\}) \cap V_3^*, N_{G'}(y) \cap V_4^*)_{G'}$ is $2\sqrt[5]{\varepsilon}$ -regular and has density at least $d/4 - \sqrt[5]{\varepsilon}$. So we can choose 2 vertices y_1 and y_2 in $N_{G'}(y) \cap V_4^*$ with (distinct) neighbours z_1 and z_2 respectively, in $N_{G'}(x) \cap V_3^*$. Together, these vertices form a copy of C_6 . Continue in this way

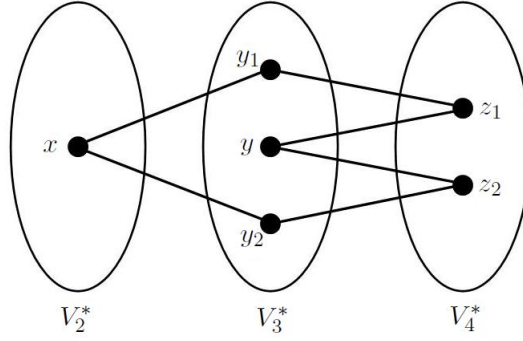


Figure 4.3: A copy of C_6 .

until we have removed a copies of C_6 and then $|V_1^* \cup V_2^* \cup X_1|$ is divisible by 6. We are able to do this since we only remove a small number of vertices in each copy of C_6 and so we can apply Proposition 3 to see that the graph is still regular. We repeat this process for each odd i in turn and since n is divisible by 6 we can ensure that $|V_i^* \cup V_{i+1}^* \cup X_i|$ is divisible by 6 for every odd i .

Before we removed the copies of C_6 , $|V_i^*|$ and $|V_{i+1}^*|$ differed by at most 1. Now they can differ by at most $1 + 5 + 5 = 11$. We return to the sets X_i which we set aside earlier. For each odd i , add each $x \in X_i$ to either V_i^* or V_{i+1}^* so that the new sets $V_i^\diamond \supseteq V_i^*$ and $V_{i+1}^\diamond \supseteq V_{i+1}^*$ are equal in size. Recall these clusters were formed after removing at most 15 vertices from V_i^* and V_{i+1}^* in copies of C_6 (we have removed at most 5 sets of 3 vertices from each V_i^* if i is odd and at most 5 single vertices and then 5 sets of 2 vertices if i is even). We have now added the vertices from X_i which were originally chosen so that they had at least $(d/2 - 2\varepsilon)m'$ neighbours in both $V_i' \supseteq V_i^*$ and $V_{i+1}' \supseteq V_{i+1}^*$. Then, using (c), we can apply Proposition 6 and Proposition 5 to see that $(V_i^\diamond, V_{i+1}^\diamond)_{G'}$ is $(2\varepsilon^{16}, d/150)$ -superregular. Finally, since $|V_i^* \cup V_{i+1}^* \cup X_i|$ is divisible by 6, we have that V_i^\diamond and V_{i+1}^\diamond are divisible by 3 and we can apply Lemma 20 to the graph H_i^\diamond to find a perfect C_6 -packing. We can do this for each odd i . Together with the copies of C_6 we removed earlier, these C_6 -packings combine to form a perfect C_6 -packing in G . \square

Chapter 5

Hamilton Cycles

We now turn our attention to Hamilton cycles. The decision problem of whether a graph contains a Hamilton cycle is NP-complete, so it is unlikely that it is possible to completely characterise those graphs which are Hamiltonian. Instead, we look for sufficient conditions which will guarantee a Hamilton cycle.

One of the most well-known results is Dirac's theorem [6] which states that if G is a graph on $n \geq 3$ vertices with $\delta(G) \geq n/2$ then G contains a Hamilton cycle. Dirac's theorem can be strengthened by allowing some vertices in G to have a degree much smaller than $n/2$ and we will look at some 'degree sequence' conditions in the next section. Ghouila-Houri proved an analogue of Dirac's theorem for digraphs in [8] and we will consider some other conditions which ensure that a digraph is Hamiltonian.

5.1 Degree Sequence Conditions

We define the *degree sequence* of G to be d_1, d_2, \dots, d_n , where d_i are the degrees of the vertices in G and $d_1 \leq d_2 \leq \dots \leq d_n$. Pósa's theorem [23] states that if $d_i \geq i + 1$ for all $i < (n - 1)/2$ and, if n is odd, $d_{\lceil n/2 \rceil} \geq \lceil n/2 \rceil$, then G contains a Hamilton cycle. Chvátal's theorem generalises Pósa's theorem still further describing those degree sequences which ensure that a graph is Hamiltonian.

Theorem 29 (Chvátal, 1972). *Let G be a graph on $n \geq 3$ vertices with degree sequence $d_1 \leq d_2 \leq \dots \leq d_n$ satisfying*

$$d_i \geq i + 1 \text{ or } d_{n-i} \geq n - i$$

for all $i < n/2$. Then G has a Hamilton cycle.

Proof. Suppose that the theorem is not true. Then we can choose a graph G on $n \geq 3$ vertices with degree sequence satisfying the condition of the theorem and the maximum number of edges such that G does not contain a Hamilton cycle. Label the vertices v_1, v_2, \dots, v_n so that $d_G(v_i) = d_i$ for all $i = 1, \dots, n$.

Let $v_j, v_k \in V(G)$ be non-adjacent vertices with $j < k$ such that $d_j + d_k$ is maximal. Consider the graph

$$G' := G \cup \{v_j v_k\}.$$

Now $d_{G'}(v_i) \geq d_G(v_i)$ for all $v_i \in V(G)$, so the degree sequence of G' satisfies the condition of the theorem. Since G was edge maximal, we have that $v_j v_k$ lies on a Hamilton cycle C in G' . Then $C \setminus \{v_j v_k\}$ is a Hamilton path in G . Let us denote this path by

$$P = x_1 x_2 \dots x_n$$

where $x_1 = v_j$ and $x_n = v_k$. Let

$$S := \{x_{i-1} : x_1 x_i \in E(G)\} \text{ and } T := N_G(x_n).$$

Observe that $S \cup T \subseteq \{x_1, x_2, \dots, x_{n-1}\}$, $|S| = d_j$ and $|T| = d_k$.

If there exists $x_{i-1} \in S \cap T$ then $x_1 P x_{i-1} x_n P x_i x$ forms a Hamilton cycle in G . Hence, the sets S and T are disjoint. Therefore

$$d_j + d_k = |S| + |T| \leq n - 1.$$

Recall that $d_j \leq d_k$ and so $d_j < n/2$.

Since $S \cap T = \emptyset$, we know that all vertices in S are not adjacent to $x_n = v_k$. Since we chose v_j to maximise $d_j + d_k$, we know that $d_G(x_i) \leq d_j$ for all $x_i \in S$ which implies that $d_{d_j} \leq d_j$. Then, by the condition in the theorem, we see that $d_{n-d_j} \geq n - d_j$ which means that the vertices v_{n-d_j}, \dots, v_n must all have degree at least $n - d_j$. Since this list contains $d_j + 1$ vertices and $d(v_j) = d_j$, we know that at least one of these vertices is not adjacent to v_j in G , say u . Now,

$$d_G(v_j) + d_G(u) \geq d_j + (n - d_j) = n > d_j + d_k$$

which contradicts the choice of v_j and v_k . So the assumption that G does not contain a Hamilton cycle was false. \square

The condition on the degree sequence in this theorem is best possible, that is, we can always find a graph G with degree sequence d_1, \dots, d_n and $d_r = r$ and $d_{n-r} = n - r - 1$ for some $1 \leq r < n/2$ such that G does not contain a Hamilton cycle. Fix n and $1 \leq r < n/2$, we will define the graph G on n vertices as follows. Label the vertices of G by v_1, \dots, v_n and join two vertices v_i and v_j if:

- $i, j \geq r + 1$ or
- $i \leq r$ and $j \geq n - r + 1$.

We check that G has r vertices of degree r , $n - 2r$ vertices of degree $n - r - 1 \geq r$ and r vertices of degree $n - 1 \geq n - r - 1$. So we do indeed have $d_r = r$ and $d_{n-r} = n - r - 1$. We illustrate this in Figure 5.1 for the case $n = 8$, $r = 3$.

Now the graph G consists of a $K_{r,r}$ on the vertices $\{v_1, \dots, v_r, v_{n-r+1}, \dots, v_n\}$ and a K_r on $\{v_{r+1}, \dots, v_{n-r}\}$. A Hamilton cycle would have to visit each of the vertices in the $K_{r,r}$ but the only way to do this is with a C_{2r} leaving the rest of the vertices in the graph unvisited. So G does not contain a Hamilton cycle.

Shortly after the proof of Chvátal's theorem, Theorem 29, Nash-Williams conjectured a digraph analogue of the theorem. If G is a digraph on n vertices then we can define its degree sequences. The *outdegree sequence* of G is

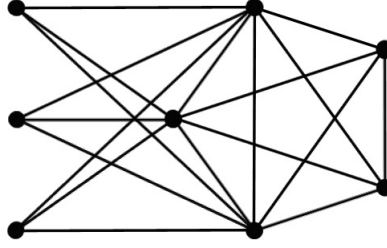


Figure 5.1: The graph G for $n = 8$, $r = 3$. This graph is the union of a $K_{3,3}$ and a K_5 . Its degree sequence is $3, 3, 3, 4, 4, 7, 7, 7$.

$d_1^+, d_2^+, \dots, d_n^+$, where d_i^+ are the outdegrees of the vertices in G and $d_1^+ \leq d_2^+ \leq \dots \leq d_n^+$. In a similar way, we define the *indegree sequence* $d_1^-, d_2^-, \dots, d_n^-$ with $d_1^- \leq d_2^- \leq \dots \leq d_n^-$. Note that d_i^+ and d_i^- may not refer to the degrees of the same vertex.

Conjecture 30 (Nash-Williams, [22]). *Suppose that G is a strongly connected digraph on $n \geq 3$ vertices such that*

$$(i) \ d_i^+ \geq i + 1 \text{ or } d_{n-i}^- \geq n - i \text{ and}$$

$$(ii) \ d_i^- \geq i + 1 \text{ or } d_{n-i}^+ \geq n - i$$

for all $i < n/2$. Then G contains a Hamilton cycle.

In Chapter 6, we will prove an approximate version of this conjecture for large digraphs.

5.2 Hamilton Cycles in Oriented Graphs

We define an oriented graph to be a digraph which can be obtained by orienting an undirected simple graph. So an oriented graph does not contain any cycles of length two. In [11], Keevash, Kühn and Osthus give a bound on the minimum semidegree which ensures a Hamilton cycle of standard orientation in any sufficiently large oriented graph.

Theorem 31 (Keevash, Kühn and Osthus, [11]). *There exists n_0 such that every oriented graph G on $n \geq n_0$ vertices with $\delta^0(G) \geq (3n - 4)/8$ contains a directed Hamilton cycle.*

This result is actually best possible.

Proposition 32. *For any $n \geq 3$ there is an oriented graph on n vertices with $\delta^0(G) = \lceil (3n - 4)/8 \rceil - 1$ which does not contain a directed Hamilton cycle.*

We will prove this proposition using a construction given by Häggkvist for the special case where $n = 8k - 1$ for some k . (A proof covering all cases is given in [4].)

Proof. Suppose $n = 4m + 3$ for some odd m . We will define an oriented graph G on n vertices with $\delta^0(G) = (3n - 5)/8$ which has no 1-factor and hence no Hamilton cycle. We illustrate this graph in Figure 5.2. Let A and C be regular tournaments on m vertices and let B and D be sets of vertices of size $m + 2$ and $m + 1$ respectively. Then G is the disjoint union of A , B , C and D together with:

- all edges from A to B , B to C , C to D and D to A ;
- all edges between B and D , oriented to form a bipartite graph which is as regular as possible, so that the indegree and outdegree of each vertex differ by at most one.

We can check that $\delta^0(G) = (m - 1)/2 + (m + 1) = (3n - 5)/8$. We will show that this graph does not contain a 1-factor.

Now, every path connecting two vertices in B must use a vertex from D . So any cycle in G will use at least one vertex from D for each vertex it visits in B . Since $|B| > |D|$, we see that G cannot contain a 1-factor. Therefore, G has no Hamilton cycle. \square

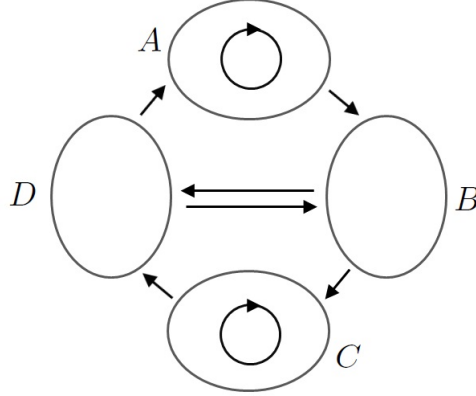


Figure 5.2: The oriented graph constructed in Proposition 32 and Proposition 45.

Chapter 6

Digraphs

We have seen the ideas of regularity and superregularity and have stated and applied the Regularity Lemma for undirected graphs. From now on, we will consider directed graphs, or digraphs, and many of the definitions and results we have met so far will follow through with little change. We will see an analogue of the Regularity Lemma for digraphs but first we will define a new concept, that of robust outexpansion.

6.1 Robust Outexpansion

Robust outexpansion has formed a key feature in many recent results involving Hamilton cycles. The concept was introduced by Kühn, Osthus and Treglown in [19].

We say that a graph G is a robust (ν, τ) -outexpander if, when we consider any subset S of the vertices of G which is neither too small or too large, the set of vertices having at least νn inneighbours in S has size at least $|S| + \nu n$. The precise definitions of a robust outexpander and the, weaker, outexpander are given below. We also include here definitions for a robust (ν, τ) -inexpander and a robust (ν, τ) -diexpander which we will require in Chapter 7.

Definition. Let $0 < \nu \leq \tau < 1$. Given any digraph G on n vertices and $S \subseteq V(G)$, the ν -robust outneighbourhood $RN_{\nu, G}^+(S)$ of S is the set of all those vertices $x \in V(G)$ which have at least νn inneighbours in S . We define the ν -robust inneighbourhood $RN_{\nu, G}^-(S)$ of S is the set of all those vertices $x \in V(G)$ which have at least νn outneighbours in S .

G is called a *robust (ν, τ) -outexpander* if $|RN_{\nu, G}^+(S)| \geq |S| + \nu n$ for all $S \subseteq V(G)$ with $\tau n < |S| < (1 - \tau)n$. We define a *robust (ν, τ) -inexpander* similarly. If G is both a robust (ν, τ) -outexpander and a robust (ν, τ) -inexpander, we will say that G is a *robust (ν, τ) -diexpander*.

G is called a *robust (ν, τ) -outexpander* if $|N^+(S)| \geq |S| + \nu n$ for all $S \subseteq V(G)$ with $\tau n < |S| < (1 - \tau)n$.

Such graphs are interesting because they occur frequently, for example, any sufficiently large oriented graph G with $\delta^0(G) \geq (3/8 + \alpha)n$ is a robust outexpander.

Lemma 33 ([20]). *Let $0 < 1/n \ll \nu \ll \tau \leq \alpha/2 \leq 1$ and suppose that G is an oriented graph on n vertices with $\delta^0(G) \geq (3/8 + \alpha)n$. Then G is a robust (ν, τ) -outexpander.*

The following lemma shows that if we have a sufficiently large graph whose degrees sequences satisfy the given conditions then this graph is also robust outexpander. Notice that these degree sequence conditions closely resemble those of Conjecture 30.

Lemma 34. *Let n_0 be a positive integer and τ, η be constants such that*

$$1/n_0 \ll \tau \ll \eta < 1.$$

Suppose that G is a digraph on $n \geq n_0$ vertices satisfying

$$(i) \ d_i^+ \geq i + \eta n \text{ or } d_{n-i-\eta n}^- \geq n - i \text{ and}$$

$$(ii) \ d_i^- \geq i + \eta n \text{ or } d_{n-i-\eta n}^+ \geq n - i$$

for all $i < n/2$. Then $\delta^0(G) \geq \eta n$ and G is a robust (τ^2, τ) -outexpander.

Proof. First we will show that $\delta^0(G) \geq \eta n$. Notice that $\delta^+(G) = d_1^+$, so if $d_1^+ \geq \eta n$ then $\delta^+(G) \geq \eta n$. So we may assume that $d_1^+ < \eta n < 1 + \eta n$. Then by condition (i), we have that $d_{n-1-\eta n}^- \geq n - 1$. This means that G contains at least $\eta n + 1$ vertices with indegree at least $n - 1$. Now, every vertex in G must send an edge to at least ηn of these and so $\delta^+(G) \geq \eta n$.

By considering d_1^- and proceeding in a similar fashion, we show that $\delta^-(G) \geq \eta n$. Therefore, $\delta^0(G) \geq \eta n$.

Now suppose that $S \subseteq V(G)$ with $\tau n < |S| < (1 - \tau)n$. We consider the following cases:

Case 1: $d_{|S|-\lfloor \tau n \rfloor}^+ \geq |S| - \lfloor \tau n \rfloor + \eta n \geq |S| + \eta n/2$.

We know that the degrees of least $\lfloor \tau n \rfloor$ vertices in S appear after $d_{|S|-\lfloor \tau n \rfloor}^+$ in the outdegree sequence of G . So we can consider a set $X \subseteq S$ of size $\lfloor \tau n \rfloor$ such that each vertex in X has outdegree at least $|S| + \eta n/2$. Consider the set $Y = \{y \in V(G) : |N^-(y) \cap X| \geq \tau^2 n\} \subseteq |RN_{\tau^2, G}^+(S)|$. We see that

$$|X|(|S| + \eta n/2) \leq \sum_{x \in X} d^+(x) \leq |Y||X| + (n - |Y|)\tau^2 n \leq |Y||X| + \tau^2 n^2.$$

This implies that $|Y| \geq |S| + \eta n/2 - \tau^2 n^2/|X| \geq |S| + 2\tau^2 n$ and so

$$|RN_{\tau^2, G}^+(S)| \geq |Y| \geq |S| + 2\tau^2 n.$$

Case 2: $|S| \neq n/2 + \lfloor \tau n \rfloor$ and $d_{|S|-\lfloor \tau n \rfloor}^+ < |S| - \lfloor \tau n \rfloor + \eta n$.

If $|S| > (1 - \eta + \tau^2)n$ then $|G \setminus S| < \eta n - \tau^2 n$. We have shown that $\delta^-(G) \geq \eta n$. Then, for all $x \in V(G)$ we have that $|N^-(x) \cap S| \geq \tau^2 n$ and so $x \in RN_{\tau^2, G}^+(S)$ giving $RN_{\tau^2, G}^+(S) = V(G)$ and we are done. So we may assume that $|S| \leq (1 - \eta + \tau^2)n$.

If $|S| - \lfloor \tau n \rfloor < n/2$ then by (i) we see that $d_{n-|S|+\lfloor \tau n \rfloor-\eta n}^- \geq n - |S| + \lfloor \tau n \rfloor$. Otherwise, we have $n - (|S| - \lfloor \tau n \rfloor) < n/2$ and, applying (ii), we again see that $d_{n-|S|+\lfloor \tau n \rfloor-\eta n}^- \geq n - |S| + \lfloor \tau n \rfloor$. So

$$d_{n-|S|+\lfloor \tau n \rfloor-\eta n}^- \geq n - |S| + \lfloor \tau n \rfloor \geq n - |S| + \tau^2 n.$$

Then G must contain at least $|S| - \lfloor \tau n \rfloor + \eta n \geq |S| + \eta n/2$ vertices each having indegree at least $n - |S| + \tau^2 n$, let U denote the set of all such vertices. Observe that any vertex $x \in U$ has at least $\tau^2 n$ inneighbours in S and so $U \subseteq RN_{\tau^2, G}^+(S)$. So

$$|RN_{\tau^2, G}^+(S)| \geq |U| \geq |S| + \eta n/2 \geq |S| + 2\tau^2 n.$$

Case 3: $|S| = n/2 + \lfloor \tau n \rfloor$

Consider a subset $S' \subset S$ with $|S'| = |S| - 1$. Then, by the previous arguments, we see that $|RN_{\tau^2, G}^+(S')| \geq |S'| + 2\tau^2 n = |S| - 1 + 2\tau^2 \geq |S| + \tau^2$. Hence,

$$|RN_{\tau^2, G}^+(S)| \geq |RN_{\tau^2, G}^+(S')| \geq |S| + \tau^2 n.$$

Together, these cases show that $|RN_{\tau^2, G}^+(S)| \geq |S| + \tau^2 n$ for all $S \subseteq V(G)$ with $\tau n < |S| < (1 - \tau)n$. Therefore, G is a robust (τ^2, τ) -outexpander. \square

The property of robust outexpansion is resilient, by this we mean that it can not be destroyed by removing just a small number of vertices or edges. Likewise, we can also add a small number of vertices.

Proposition 35. *Let $0 \leq \nu \leq \tau \ll 1$ and suppose that G is a robust (ν, τ) -outexpander on n vertices. Let $V_0 \subseteq V(G)$ be any set of at most $\nu n/4$ vertices. Then the graph $G' := G \setminus V_0$ is a robust $(\nu/2, 2\tau)$ -outexpander.*

Proof. Let $n' := |G'|$. Then $(1 - \nu/4)n \leq n' \leq n$. Consider a set $S \subseteq V(G')$ of size $\tau n \leq 2\tau n' \leq |S| \leq (1 - 2\tau)n' \leq (1 - \tau)n$. We have lost at most $\nu n/4$ vertices so $|N_{G'}^-(x) \cap S| \geq \nu n - \nu n/4 \geq \nu n'/2$ for all $x \in RN_{\nu, G}^+(S) \setminus V_0$. Hence $|RN_{\nu/2, G'}^+(S)| \geq |RN_{\nu, G}^+(S)| - \nu n/4$. Then, since G is a robust (ν, τ) -outexpander, we have that

$$|RN_{\nu/2, G'}^+(S)| \geq |RN_{\nu, G}^+(S)| - \nu n/4 \geq |S| + \nu n - \nu n/4 \geq |S| + \nu n'/2.$$

Therefore, G' is a robust $(\nu/2, 2\tau)$ -outexpander. \square

Proposition 36. *Let $0 \leq \nu \leq \tau \ll 1$ and suppose that G is a robust (ν, τ) -outexpander on n vertices. Let V_0 be a set of at most $\nu^2 n$ vertices. Then the graph $G' := G \cup V_0$ is a robust $(\nu/2, 2\tau)$ -outexpander.*

Proof. Let $n' := |G'|$, so $n \leq n' \leq (1 + \nu^2)n$. Consider a set $S \subseteq V(G')$ of size $2\tau n' \leq |S| \leq (1 - 2\tau)n'$. We know that the set S can contain at most $\nu^2 n$ new vertices so

$$\tau n \leq |S \cap V(G)| \leq (1 - \tau)n.$$

Observe that $RN_{\nu,G}^+(S) \subseteq RN_{\nu/2,G'}^+(S)$ and so we can use that G is a robust (ν, τ) -outexpander to see that

$$|RN_{\nu/2,G'}^+(S)| \geq |S \cap V(G)| + \nu n \geq |S| - \nu^2 n + \nu n \geq |S| + \nu n'/2.$$

Therefore, G' is a robust $(\nu/2, 2\tau)$ -outexpander. \square

It is clear from the proofs of these results that we can replace ‘outexpander’ by ‘inexpander’ or ‘diexpander’ in the statements of Proposition 35 and Proposition 36.

6.2 Regularity and the Diregularity Lemma

We will now define what it means for a digraph, G , (which is not necessarily bipartite) to be ε -regular. The density of the pair $(X, Y)_G$ is defined as in the undirected case, recall that $d_G(X, Y) = \frac{e_G(X, Y)}{|X||Y|}$. Note that the order of X and Y matters now, in general it will not be the case that $d_G(X, Y) = d_G(Y, X)$.

Definition. Let $\varepsilon > 0, d \in [0, 1]$ and suppose that G is a graph on n vertices. We say that G is ε -regular with density d if for all sets $X, Y \subseteq V(G)$ with $|X|, |Y| \geq \varepsilon n$ we have that

$$|d_G(X, Y) - d| < \varepsilon.$$

We say that G is $[\varepsilon, d]$ -superregular if it is ε -regular and $\delta^0(G) \geq dn$.

Our definition of superregularity for digraphs differs slightly from our earlier definition for undirected graphs. We now require that the graph is ε -regular in order to be $[\varepsilon, d]$ -superregular as this definition will be more convenient in subsequent statements of lemmas and proofs. For clarity, we will always write (ε, d) -superregular when we wish to apply the definition to the undirected graph and $[\varepsilon, d]$ -superregular when we wish to refer to the directed graph.

In Proposition 8 we showed that a regular undirected graph meeting minimum degree conditions contains a perfect matching. We will now prove a similar result for superregular digraphs.

Definition. A k -factor in a digraph G is a k -regular spanning subgraph of G .

Proposition 37 shows that we can use superregularity to guarantee that G contains a 1-factor, that is, a set of vertex disjoint cycles covering all of the vertices of G .

Proposition 37. *Suppose that $0 < \varepsilon \ll d < 1$ and G is an $[\varepsilon, d - \varepsilon]$ -superregular digraph on n vertices with density d . Then G contains a 1-factor.*

Proof. Let us define an auxiliary bipartite graph G^* with vertex classes $A = V(G)$ and $B = V(G)$. For every $a \in A$ and $b \in B$, $ab \in E(G^*)$ if and only if the directed edge $ab \in E(G)$.

We will first show that G^* contains a perfect matching. Let $S \subseteq A$.

Suppose $0 < |S| \leq (d - \varepsilon)n$. Let $v \in S$ and note that $d^+(v) \geq (d - \varepsilon)n$ since G is $[\varepsilon, d - \varepsilon]$ -superregular. Then

$$|N_{G^*}(S)| \geq |N_{G^*}(v)| = |N_G^+(v)| \geq (d - \varepsilon)n \geq |S|.$$

Let us now suppose that $|S| > (1 - (d - \varepsilon))n$. Then, since $|A \setminus S| < (d - \varepsilon)n$, we have that for every $v \in B$, $N_{G^*}(v) \cap S \neq \emptyset$ as $d_{G^*}(v) = d_G^-(v) \geq (d - \varepsilon)n$. So $N_{G^*}(S) = B$ and therefore $|S| \leq |N_{G^*}(S)|$.

It remains to show that Hall's condition is satisfied for $\varepsilon n \leq (d - \varepsilon)n < |S| \leq (1 - (d - \varepsilon))n$, we assume that $3\varepsilon \leq d^2$. Note that $|N_{G^*}(S)| \geq (d - \varepsilon)n \geq \varepsilon n$. We will assume, for the sake of contradiction, that $|N_{G^*}(S)| < |S| \leq (1 - (d - \varepsilon))n$. Since for every $v \in S$ we have that $d_{G^*}(v) \geq (d - \varepsilon)n$ we get that $e_{G^*}(S, N_{G^*}(S)) \geq (d - \varepsilon)n|S|$. Hence

$$\begin{aligned} d_{G^*}(S, N_{G^*}(S)) &= \frac{e(S, N_{G^*}(S))}{|S||N_{G^*}(S)|} \geq \frac{(d - \varepsilon)n}{|N_{G^*}(S)|} > \frac{(d - \varepsilon)n}{(1 - (d - \varepsilon))n} \\ &= d + \frac{d^2 - \varepsilon d - \varepsilon}{1 - (d - \varepsilon)} \geq d + (d^2 - \varepsilon d - \varepsilon) \\ &\geq d + \varepsilon. \end{aligned}$$

But this contradicts the ε -regularity of G . Hence $|N_{G^*}(S)| \geq |S|$.

Therefore, G^* satisfies the condition of Hall's theorem and, since $|A| = |B|$, has a perfect matching. This matching corresponds to a 1-factor in G . \square

If G is an ε -regular digraph and we define the graph G^* as above then we can see a correspondence between our definitions of regularity. That is, G^* is also ε -regular.

We will use Proposition 37 to find a Hamilton cycle in the following lemma which is a special case of a result of Frieze and Krivelevich, see [7].

Lemma 38. *Suppose that $1/n_0 \ll \varepsilon \ll d \ll 1$ and G is an $[\varepsilon, d - \varepsilon]$ -superregular digraph on $n \geq n_0$ vertices with density d . Then G contains a Hamilton cycle.*

Proof. By Proposition 37 we can consider a 1-factor, F , in G . Choose any cycle in F , remove an edge from this cycle and call the resulting path $P = u_0 u_1 \dots u_k$. If the final vertex, u_k , of P has an outneighbour x which does not lie on P then extend the path P by removing the edge $x^- x$ from the cycle in F on which x lies (where x^- denotes the predecessor of x on this cycle) and joining the two paths by the edge $u_k x$.

Similarly if the initial vertex, u_0 , of P has an inneighbour x that does not lie on P then we can extend P to contain the vertex x and all other vertices on the cycle in F containing x .

By repeating this process as required, we may assume that all of the inneighbours of u_0 and the outneighbours of u_k lie on P . Note that this implies that $|P| \geq \delta^0(G) + 1 \geq (d - \varepsilon)n + 1 > \varepsilon n$.

Claim. There exists a cycle C with $V(C) = V(P)$.

Let ℓ be the largest possible integer such that $\ell \leq (d - \varepsilon)n \leq \delta^0(G)$ and ℓ is divisible by 4. We have $\ell \geq dn/2 \geq 8\varepsilon n$. Write

$$N^-(u_0) = \{x_1, x_2, \dots, x_\ell, \dots\} \text{ and } N^+(u_k) = \{y_1, y_2, \dots, y_\ell, \dots\}$$

where the vertices are listed according to their order of appearance on the path. We will consider two cases:

1. $x_{\ell/2}$ appears after $y_{\ell/2}$ on P , or $x_{\ell/2} = y_{\ell/2}$.
2. $x_{\ell/2}$ appears before $y_{\ell/2}$ on P .

Case 1: $x_{\ell/2}$ appears after $y_{\ell/2}$ on P , or $x_{\ell/2} = y_{\ell/2}$. Consider the disjoint sets:

$$X_1 = \{x_{\ell/2+1}, \dots, x_\ell\} \subseteq N^-(u_0) \text{ and } Y_1 = \{y_1, \dots, y_{\ell/2}\} \subseteq N^+(u_k).$$

Note that $|X_1|, |Y_1| = \ell/2 \geq dn/4 \geq \varepsilon n$. If $u_k u_0 \in E(G)$ then we are done, so we assume that $u_k u_0 \notin E(G)$. We define two further sets: X_1^+ and Y_1^- which are the sets of successors of X_1 and the predecessors of Y_1 on P respectively (for each $v \in V(P)$ we will also write v^+ and v^- for the successor and predecessor of v on P). It follows that $|X_1^+|, |Y_1^-| \geq \varepsilon n$. Then, since G is ε -regular, there is an edge $y_i^- x_j^+ \in E(G)$ for some $y_i^- \in Y_1^-$ and $x_j^+ \in X_1^+$.

Then

$$C = u_0 P y_i^- x_j^+ P u_k y_i P x_j u_0$$

is a cycle in G with $V(C) = V(P)$, see Figure 6.1 for an illustration.

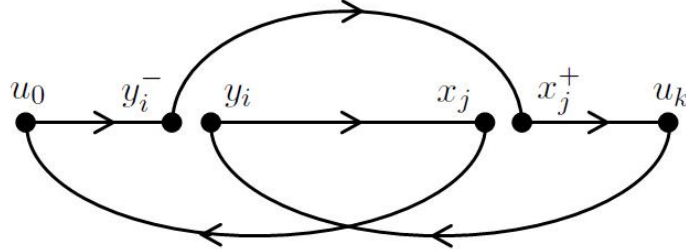


Figure 6.1: The cycle obtained in Case 1

Case 2: $x_{\ell/2}$ appears before $y_{\ell/2}$ on P .

In this case, we will consider the disjoint sets:

$$X_1 = \{x_1, \dots, x_{\ell/2}\} \subseteq N^-(u_0) \text{ and } Y_1 = \{y_{\ell/2}, \dots, y_\ell\} \subseteq N^+(u_k).$$

Let X_1^+ and Y_1^- be defined as previously. We will consider the subsets

$$X_2^+ = \{x_{\ell/4+1}^+, \dots, x_{\ell/2}^+\} \subseteq X_1^+ \text{ and } Y_2^- = \{y_{\ell/2}^-, \dots, y_{3\ell/4-1}^-\} \subseteq Y_1^-.$$

We have that $|X_2^+| = |Y_2^-| \geq \ell/4 \geq dn/8$.

We let $X_3 = V(u_0 P x_{\ell/4})$ and $Y_3 = V(y_{3\ell/4}^+ P u_k)$. We have $|X_3|, |Y_3| \geq \ell/4 \geq dn/8$. Then we can apply Proposition 3, with $\alpha = d/8$, to the ε -regular bipartite graph $(V(G), V(G))_G$, to see that $(X_3, X_2^+)_G$ and $(Y_2^-, Y_3)_G$ are $\sqrt{\varepsilon}$ -regular pairs. Now, by Proposition 1, we can find subsets $X'_3 \subseteq X_3$ and $Y'_3 \subseteq Y_3$ of size at least $(1 - \sqrt{\varepsilon})\ell/4 = \ell/8 \geq \varepsilon n$ so that each vertex in X'_3, Y'_3 , has at least one neighbour in X_2^+, Y_2^- .

Now the sets $X_3'^+$ and $Y_3'^-$ have size at least εn so the ε -regularity of G implies that there exist $u_{i+1} \in X_3'^+$ and $u_{j-1} \in Y_3'^-$ such that $u_{j-1}u_{i+1} \in E(G)$. We defined the sets X'_3 and Y'_3 in such a way that we can now find $x_i^+ \in X_2^+$ such that $u_i x_i^+ \in E(G)$ and $y_j^- \in Y_2^-$ such that $y_j^- u_j \in E(G)$.

We obtain a cycle

$$C = u_0 P u_i x_i^+ P y_j^- u_j P u_k y_j P u_j^- u_i^+ P x_i u_0$$

with $V(C) = V(P)$ as shown in Figure 6.2. This proves the claim.

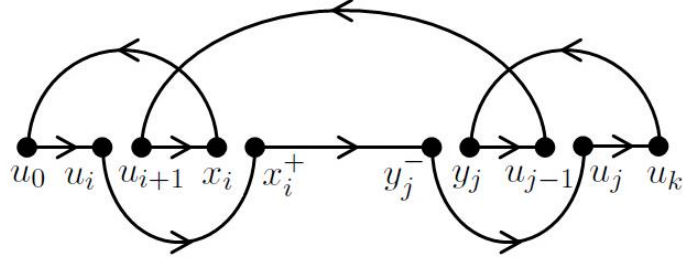


Figure 6.2: The cycle obtained in Case 2

We will now show that this cycle can be extended to form a Hamilton cycle. So let us suppose that $V(C) \neq V(G)$. Then we may consider a vertex $x \in V(G) \setminus V(C)$ lying on the cycle C_x in the 1-factor F . Note that $V(C) \cap V(C_x) = \emptyset$ since each time we extended the path P to include a vertex v we also added all other vertices lying on the same cycle in F .

Suppose that $N^+(x) \cap V(C) \neq \emptyset$, that is, there exists a vertex $y \in N^+(x) \cap V(C)$. Then we may consider the new, longer, path $P' = x^+ C_x x y C y^-$. We can then carry out the same extension process we performed earlier in the proof so that all inneighbours of the initial vertex and outneighbours of the final vertex of P' lie on P' . We then find a cycle C' with $V(C') = V(P')$.

Similarly, if $N^-(x) \cap V(C) \neq \emptyset$ then we may obtain a longer path and a cycle which has the same vertex set as this new path.

So we may assume that for all vertices $x \in V(G) \setminus V(C)$ we have $N^+(x) \cup N^-(x) \subseteq V(G) \setminus V(C)$. Then

$$|V(G) \setminus V(C)| \geq \delta^0(G) \geq (d - \varepsilon)n \geq \varepsilon n.$$

But we have that $d_G(V(C), V(G) \setminus V(C)) = 0 < d - \varepsilon$ contradicting the ε -regularity of G . Therefore, C is in fact a Hamilton cycle. \square

We have seen an undirected form of the Regularity Lemma and there is also a directed form, the Diregularity Lemma, due to Alon and Shapira, see [1]. We

state the degree form of the Diregularity Lemma below. It follows from the Diregularity Lemma in a similar way to its undirected counterpart.

Lemma 39 (Degree form of the Diregularity Lemma). *For all $\varepsilon > 0$ and all integers k_0 there is an $N = N(\varepsilon, k_0)$ such that for every number $d \in [0, 1)$ and for every digraph G on $n \geq N$ vertices there exist a partition of $V(G)$ into V_0, V_1, \dots, V_k and a spanning subdigraph G' of G such that the following hold:*

- (i) $k_0 \leq k \leq N$ and $|V_0| \leq \varepsilon n$,
- (ii) $|V_1| = \dots = |V_k| =: m$,
- (iii) $d_{G'}^+(x) > d_G^+(x) - (d + \varepsilon)n$ for all vertices $x \in V(G)$,
- (iv) $d_{G'}^-(x) > d_G^-(x) - (d + \varepsilon)n$ for all vertices $x \in V(G)$,
- (v) for all $i \geq 1$ the digraph $G'[V_i]$ is empty,
- (vi) for all $1 \leq i, j \leq k$ with $i \neq j$ the graph $(V_i, V_j)_{G'}$ is ε -regular and has density either 0 or $> d$.

We refer to G' as the *pure digraph*. We define a *reduced digraph* R , as in the undirected case, that is, the vertices of R are $\{V_1, \dots, V_k\}$ and we have an edge from V_i to V_j in R if the graph $(V_i, V_j)_{G'}$ is ε -regular and $d_{G'}(V_i, V_j) \geq d$. R inherits some of the properties of G , for instance, if G is a robust outexpander then we can show that R is as well.

Lemma 40. *Let k_0, n_0 be positive integers and $\varepsilon, d, \eta, \nu, \tau$ be positive constants such that*

$$1/n_0 \ll 1/k_0, \varepsilon \ll d \ll \nu, \tau, \eta < 1.$$

Suppose that G is a digraph on $n \geq n_0$ vertices with $\delta^0(G) \geq \eta n$ such that G is a robust (ν, τ) -outexpander. Let R be the reduced digraph of G with parameters ε, d and k_0 . Then $\delta^0(R) \geq \eta|R|/2$ and R is a robust $(\nu/2, 2\tau)$ -outexpander.

Proof. Apply the Diregularity Lemma (Lemma 39) to the digraph G with parameters ε, d and k_0 . We obtain a partition of $V(G)$ into clusters V_1, \dots, V_k with $|V_1| = \dots = |V_k| = m$ and an exceptional set V_0 . G' denotes the pure digraph, R the reduced digraph and we note that $|R| = k$.

Let $V_i \in V(R)$ and consider any $x \in V_i$. Observe that x has outneighbours in at least $(\delta^+(G') - |V_0|)/m$ clusters V_j in G' . Similarly, x has inneighbours in at least $(\delta^-(G') - |V_0|)/m$ clusters in G' . Then, using part (vi) of Lemma 39 and the definition of R , we see that

$$\delta^0(R) \geq (\delta^0(G') - |V_0|)/m \geq ((\delta^0(G) - (d + \varepsilon)n) - \varepsilon n)/m$$

and so

$$\delta^0(R) \geq (\eta - (d + 2\varepsilon))n/m \geq \eta k/2.$$

Now suppose that $S \subseteq V(R) = \{V_1, \dots, V_k\}$ with $2\tau k \leq |S| \leq (1 - 2\tau)k$ and let S' be the set of vertices inside clusters in S , that is, $S' = \{x \in V_i : V_i \in S\}$. Then

$$\tau n \leq 2\tau km \leq |S'| \leq (1 - 2\tau)km \leq (1 - 2\tau)n.$$

Recall that $RN_{\nu,G}^+(S')$ is the set of vertices having at least νn inneighbours in S' in the digraph G . For any $x \in RN_{\nu,G}^+(S')$, we have that

$$|N_{G'}^-(x) \cap S'| \geq |N_G^-(x) \cap S'| - (d + \varepsilon)n \geq \nu n/2.$$

In the graph G' every vertex $x \in R_{\nu/2,G'}^+(S') \setminus V_0$ is an outneighbour of vertices from at least $\nu k/2$ different clusters $V_i \in S$. This is because

$$|N_{G'}^-(x) \cap S'|/m \geq (\nu n/2)/m \geq \nu k/2.$$

Then, by part (vi) of Lemma 39, if V_j is the cluster containing x , V_j is an outneighbour of the vertices of R corresponding to each of these $\nu k/2$ clusters. Therefore, $V_j \in RN_{\nu/2,R}^+(S)$.

Clearly, $|RN_{\nu/2,G'}^+(S')| \geq |RN_{\nu,G}^+(S')|$. As G is a robust (ν, τ) -outexpander, we have that

$$|RN_{\nu/2,G'}^+(S')| \geq |S'| + \nu n \geq |S|m + \nu mk.$$

Then we find that

$$|RN_{\nu/2,R}^+(S)| \geq (|RN_{\nu/2,G'}^+(S')| - |V_0|)/m \geq |S| + \nu k - \varepsilon n/m \geq |S| + \nu k/2.$$

Therefore, R is a robust $(\nu/2, 2\tau)$ -outexpander. \square

6.3 Hamilton Cycles in Robust Outexpanders

We will now prove that a sufficiently large robust outexpander of linear minimum degree contains a Hamilton cycle. The proof will require the concept of a *shifted walk*.

Definition. Suppose that G is a digraph and F is a 1-factor in the reduced digraph R . We define a *shifted walk* in R from a cluster A to a cluster B , $W(A, B)$, to be a walk of the form

$$W(A, B) = X_1 C_1 X_1^- X_2 C_2 X_2^- \dots X_t C_t X_t^- X_{t+1}$$

where $X_1 = A$ and $X_{t+1} = B$ and for each $1 \leq i \leq t$:

- C_i is the cycle of F containing X_i ;
- X_i^- is the predecessor of X_i on C_i and
- the edge $X_i^- X_{i+1}$ lies in $E(R)$.

We say that $W(A, B)$ *traverses* t cycles, even if some cycles are used more than once. We say that the clusters $\{X_2, X_2^-, \dots, X_t, X_t^-\}$ are used *internally* by $W(A, B)$. The clusters $\{X_2, X_3, \dots, X_{t+1}\}$ are referred to as the *entry clusters* and the clusters $\{X_1^-, X_2^-, \dots, X_t^-\}$ are the *exit clusters* of $W(A, B)$.

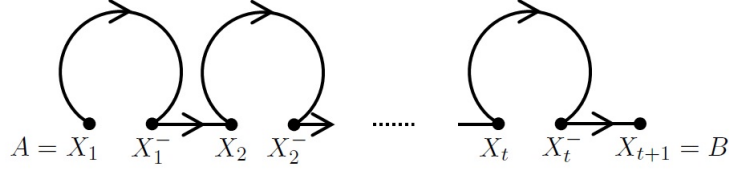


Figure 6.3: A shifted walk, $W(A, B)$, from A to B .

Each time $W(A, B) \setminus B$ visits a cycle it uses all of the clusters on that cycle so we observe that, for any cycle in F , $W(A, B) \setminus B$ visits each of its clusters the same number of times. We also note that if we have a closed shifted walk, $W(A, A)$, then this implies that $W(A, A)$ again visits all clusters lying on the same cycle the same number of times.

We may also assume that $W(A, B)$ uses every cluster at most once as an entry cluster since if a cluster X is used multiple times as an entry then we can remove the section of the walk between the first and last appearances of X as an entry cluster to obtain a shorter shifted walk from A to B which only uses X once as an entry. Similarly, we can assume that each cluster is used at most once as an exit cluster. The following result will be used to find short shifted walks in the proof of Theorem 42.

Proposition 41. *Let $0 < \nu \leq \tau \ll \eta < 1$. Suppose that R is a $(\nu/2, 2\tau)$ -outexpander on k vertices with $\delta^0(R) \geq \eta k/2$ and suppose that R has a 1-factor F . Let $Q \subseteq V(R)$ with $|Q| \leq \nu k/8$ and suppose $A, B \in V(R)$. Then there is a shifted walk $W(A, B)$ avoiding Q internally which traverses at most $4/\nu$ cycles.*

Proof. Let $A = U_1$ and for each $i > 1$ let U_i be the set of clusters that can be reached from A by a shifted walk traversing $i - 1$ cycles which avoids Q internally. We denote by U_i^- the set of predecessors of the clusters in $U_i \setminus Q$, that is, $U_i^- = \bigcup_{A \in U_i \setminus Q} A^-$. Note that $|U_i^-| \geq |U_i| - \nu k/8$ for all $i > 1$.

We first note that $|U_2| \geq d_R(A^-) \geq \delta^0(R) \geq \eta k/2$. If $|U_2^- \setminus Q| \leq (1 - 2\tau)k$ then we can use that R is a $(\nu/2, 2\tau)$ -outexpander to see that

$$|U_3| \geq |U_2^- \setminus Q| + \nu k/2 \geq (|U_2| - \nu k/4) + \nu k/2 \geq (2\eta + \nu)k/4.$$

Continuing in this way we see that, as long as $|U_t^- \setminus Q| \leq (1 - 2\tau)k$, by traversing t cycles we can reach

$$|U_{t+1}| \geq (2\eta + (t - 1)\nu)k/4 \geq t\nu k/4$$

clusters.

Let ℓ be the smallest positive integer such that $|U_\ell^- \setminus Q| > (1 - \eta/2)k$. Observe that $\ell \leq 4/\nu$. Now, we know that $d_R^-(B) \geq \delta^0(R) \geq \eta k/2 > |R| - |U_\ell^- \setminus Q|$. Therefore $N_R^-(B) \cap (U_\ell^- \setminus Q) \neq \emptyset$. Hence there is a shifted walk from A to B which traverses at most $4/\nu$ cycles and avoids Q internally. \square

We will use the results that we have gathered so far to prove that we can find a Hamilton cycle in a robust outexpander. First we will apply the Diregularity

Lemma to the graph G and then we will find a 1-factor in the reduced graph R . Using shifted walks, we will incorporate the exceptional vertices and obtain a closed walk, made up of shifted walks, which visits all of the clusters. Finally, we will show that we can use this walk to construct a 1-factor in G in such a way that every vertex lies on the same cycle in G - a Hamilton cycle.

Theorem 42 (Kühn, Osthus and Treglown [19]). *Let n_0 be a positive integer and ν, τ, η be positive constants such that $1/n_0 \ll \nu \leq \tau \ll \eta < 1$. Let G be a digraph on $n \geq n_0$ vertices with $\delta^0(G) \geq \eta n$ which is a robust (ν, τ) -outexpander. Then G contains a Hamilton cycle.*

Proof. Choose constants ε and d satisfying

$$1/n_0 \ll \varepsilon \ll d \ll \nu$$

and apply the degree form of the Diregularity Lemma (Lemma 39) with parameters ε, d and $k_0 = 1/\varepsilon$. We obtain a partition V_1, \dots, V_k with $|V_1| = \dots = |V_k| =: m$; an exceptional set V_0 with $|V_0| \leq \varepsilon n$ and a reduced digraph R . By Lemma 40, we have that R is a $(\nu/2, 2\tau)$ -outexpander with $\delta^0(R) \geq \eta k/2$.

Claim. R contains a 1-factor.

Define an auxiliary bipartite graph, R^* , as in the proof of Proposition 37, with vertex classes $A = V(R)$ and $B = V(R)$. So, for every $a \in A$ and $b \in B$, $ab \in E(R^*)$ if and only if the directed edge ab lies in R . If $S \subseteq A$ with $2\tau k < |S| < (1 - 2\tau)k$ then $|N_{R^*}(S)| = |N_R^+(S)| \geq |S| + \nu k/2$. So Hall's condition holds in this case. Suppose now that $|S| < 2\tau k$. Then $|N_{R^*}(S)| \geq \delta^0(R) \geq \eta k/2 > |S|$. If we have that $|S| > (1 - 2\tau)k$ then we note that for all $u \in B$, $N_{R^*}(u) \cap S \neq \emptyset$ so $N_{R^*}(S) = B$ which implies that $|N_{R^*}(S)| \geq |S|$. We find that R^* satisfies Hall's condition and so contains a perfect matching. This matching corresponds to a 1-factor in R which we shall call F .

For each $A \in V(R)$ we will write A^+ and A^- to denote the successor and predecessor of A , respectively, on the cycle of F containing A . Suppose that $(A, A^+)_G$ has density $d_A > d$. By Proposition 18, we see that by removing $2\varepsilon m$ vertices from each cluster (and adding these to the exceptional set), we can assume that for each cluster A the bipartite graph $(A, A^+)_G$ is $(2\varepsilon, d_A - 3\varepsilon)$ -superregular. Note that here we ignore the orientations of the edges and consider the underlying undirected graph together with the definition of superregularity given in Section 3.1. We also have, by Proposition 3, that $(A, A^+)_G$ is 2ε -regular. So we have that $(A, A^+)_G$ is:

- (a) $(2\varepsilon, d_A - 3\varepsilon)$ -superregular and
- (b) 2ε -regular.

Let $m' := m - 2\varepsilon m$. We will continue to refer to the clusters as V_1, V_2, \dots, V_k and the exceptional set as V_0 . We have added $2\varepsilon m k \leq 2\varepsilon n$ vertices to the exceptional set and so we now have that $|V_0| \leq 3\varepsilon n$.

We would like to find a closed walk which visits all of the exceptional vertices and all of the clusters. We will begin by assigning each vertex in the exceptional set $V_0 = \{a_1, a_2, \dots, a_s\}$ to clusters in R as follows.

For each $a_i \in V_0$, we say that a cluster V_j is a *good outcluster* for a_i if a_i has many outneighbours in V_j . More precisely, if

$$|N_G^+(a_i) \cap V_j| \geq \eta m' / 2.$$

We want to assign each exceptional vertex a_i to a good outcluster T_i .

Let q be the number of good outclusters. We have that $d_G^+(a_i) \geq \eta n$ and so

$$qm' + (k - q)\eta m' / 2 + |V_0| \geq d_G^+(a_i) \geq \eta n.$$

This implies that

$$q \geq \frac{\eta n - |V_0|}{m'} - \frac{\eta k}{2} \geq \frac{(\eta - 3\varepsilon)n}{m'} - \frac{\eta k}{2} \geq \frac{\eta k}{3}.$$

When choosing a cluster to which to assign the vertex a_i , we say that a cluster V_j is *full* if it has been chosen for at least $4|V_0|/(\eta k)$ of the vertices a_1, a_2, \dots, a_{i-1} . Then we have at most

$$|V_0|/(4|V_0|/(\eta k)) = \eta k / 4$$

full clusters. Since the number of full clusters is less than the number of good outclusters, this means that we can assign each exceptional vertex a_i to a good outcluster, T_i , in such a way that each cluster is used at most $\sqrt{\varepsilon}m'/4 > 4|V_0|/(\eta k)$ times.

Similarly, for each $a_i \in V_0$ we say that V_j is a *good incluster* if

$$|N_G^-(a_i) \cap V_j| \geq \eta m' / 2.$$

Then, by similar reasoning, we can assign a good incluster U_i to each a_i so that no cluster is used more than $\sqrt{\varepsilon}m'/4 \geq |V_0|/(\eta^2 k)$ times.

Claim. There exists a closed spanning walk W on $V_0 \cup V(R)$ which visits all clusters on the same cycle in F the same number of times and which does not use any cluster more than $\sqrt{\varepsilon}m'$ times as an entry cluster or more than $\sqrt{\varepsilon}m'$ times as an exit cluster.

We define W by a series of shifted walks. Starting at a_1 we move to T_1 and then follow a shifted walk $W(T_1, U_2^+)$ in R . The walk then continues along the cycle to U_2 from which it can reach the vertex a_2 . Continuing in this way, W visits all of the exceptional vertices. For convenience, we extend our definition of an entry cluster so as to include the clusters T_i where we ‘enter’ the first cycle on the walk $W(T_i, U_{i+1}^+)$. Similarly, we will also consider the cluster U_{i+1} to be an exit cluster. Finally, we add at most k further shifted walks between any clusters that have not already been covered and to return to a_1 . We will show that we can choose these shifted walks greedily so that each traverses at most $4/\nu$ cycles and no cluster is used more than $\sqrt{\varepsilon}m'$ times as an entry cluster or more than $\sqrt{\varepsilon}m'$ times as an exit cluster.

Suppose that we have already found $i < |V_0| + k$ such walks. Let Q be the set of clusters that have been used at least $\sqrt{\varepsilon}m'/5$ times internally. Now each of these walks uses at most $8/\nu$ clusters internally so

$$|Q| \leq (|V_0| + k)(8/\nu)/(\sqrt{\varepsilon}m'/5) \leq 160\sqrt{\varepsilon}k/\nu \leq \nu k/8.$$

Then, by Proposition 41, we can find the next required shifted walk, traversing at most $4/\nu$ cycles and avoiding Q internally. Since we can assume that a cluster is used at most two times internally by a shifted walk (once as an entry and once as an exit), we can ensure that we find the walks so that each cluster is used at most $\sqrt{\varepsilon}m'/5 + 2 \leq \sqrt{\varepsilon}m'/4$ times internally.

Together, these shifted walks form a closed spanning walk W on $V_0 \cup V(R)$. We have that each cluster V has been used at most $\sqrt{\varepsilon}m'/4$ times internally. V may also appear up to $\sqrt{\varepsilon}m'/4$ times as T_i and up to $\sqrt{\varepsilon}m'/4$ times as U_{i+1}^+ in shifted walks of the form $W(T_i, U_{i+1}^+)$. Finally, we suppose that the cluster V was not visited in the initial series of shifted walks between exceptional vertices. Then we have added a shifted walk from some cluster V' to V , $W(V', V)$, and another shifted walk, $W(V, V'')$, from V to some cluster V'' . Together these walks form a longer shifted walk from V' to V'' . We must add another occurrence of the vertex V as an entry cluster here. So in total, each cluster has been used at most

$$\sqrt{\varepsilon}m'/4 + \sqrt{\varepsilon}m'/4 + \sqrt{\varepsilon}m'/4 + 1 \leq \sqrt{\varepsilon}m'$$

times as an entry cluster. Similarly, we find that each vertex appears at most $\sqrt{\varepsilon}m'$ times as an exit cluster. Since we have constructed W using shifted walks, W uses all clusters lying on the same cycle an equal number of times, as required.

We now employ a ‘short-cutting’ technique. We will fix edges in G corresponding to those edges in W which are not contained in a cycles of F :

- for each exceptional vertex a_i we fix an edge of the form $a_i t_i$ where $t_i \in T_i$ and an edge of the form $u_i a_i$ where $u_i \in U_i$;
- for each edge XY in W where X is an exit cluster and Y is an entry cluster, we fix an edge of the form xy where $x \in X$ and $y \in Y$.

Since no cluster appears more than $\sqrt{\varepsilon}m'$ times as an entry cluster or more than $\sqrt{\varepsilon}m'$ times as an exit cluster, we can choose these edges to be disjoint outside V_0 .

For each cluster A , let A_{exit} be the set of all vertices in A which are the initial vertex of a fixed edge and A_{entry} be the set of all vertices in A which are the final vertex of a fixed edge. Observe that A_{entry} and A_{exit} are disjoint. We define a bipartite graph $G_A = (A_1, A_2)_G$ where $A_1 = A \setminus A_{exit}$ and $A_2 = A^+ \setminus A_{entry}^+$ and we consider G_A as an undirected graph. As W is made up of shifted walks, we see that $|A_1| = |A_2|$. Also $|A_{entry}^+| = |A_{exit}| \leq \sqrt{\varepsilon}m'$. So, using (a), we can apply Proposition 3 to see that G_A is 4ε -regular with density $d'_A \in (d_A - 4\varepsilon, d_A + 4\varepsilon)$. We also have, by (b) and Proposition 5, that G_A is $(\sqrt{2\varepsilon}, d_A - 3\varepsilon - \sqrt{2\varepsilon})$ -superregular. We conclude that G_A is:

- (c) $(\sqrt{2\varepsilon}, d'_A - \sqrt[3]{\varepsilon})$ -superregular and

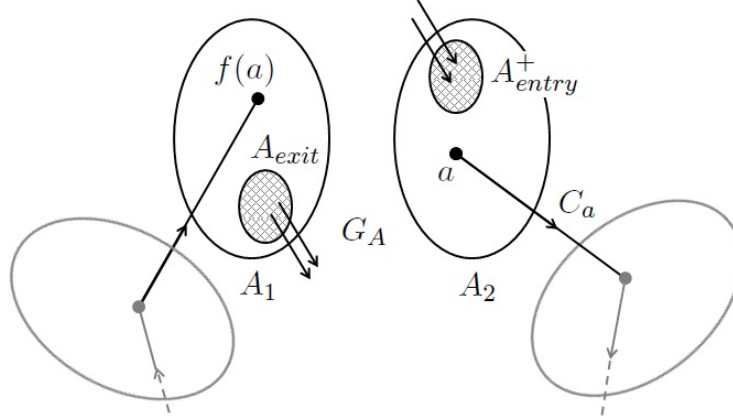


Figure 6.4: The bipartite graph G_A and the vertex $f(a)$ associated with the vertex a in the construction of the digraph J .

(d) $\sqrt[3]{\varepsilon}$ -regular.

Then we can apply Proposition 8 to see that G_A contains a perfect matching. We will denote this perfect matching M_A .

If we consider the set of edges in M_A together with all of the fixed edges, we see that these form a 1-factor \mathcal{C} in G . We will show that we can modify \mathcal{C} so that it becomes a Hamilton cycle.

Claim. For every cluster A , we can find a perfect matching M'_A in G_A such that, if we replace M_A by M'_A in \mathcal{C} , then all vertices of G_A lie on a common cycle in the new 1-factor.

For each vertex $a \in A_2$ let C_a be the cycle on which a lies in \mathcal{C} and let $f(a)$ be the first vertex encountered in A_2 when following the cycle C_a , starting from a . We define an auxiliary digraph J with $V(J) = A_2$ and $E(J) = \{ab : a, b \in A_2 \text{ and } f(a)b \in E(G_A)\}$. In other words, we have an edge from a to each of the outneighbours of $f(a)$ in G_A , that is, $N_J^+(a) := N_{G_A}^+(f(a))$. We have that $e(J) = e(G_A)$ and so J has density d'_A , the same as J .

By (c), we know that $\delta^+(J) > (d'_A - \sqrt[3]{\varepsilon})|A_2| = (d'_A - \sqrt[3]{\varepsilon})|J|$. By identifying each vertex a with the vertex $f(a)$, we see that we also have $\delta^-(J) > (d'_A - \sqrt[3]{\varepsilon})|A_2| = (d'_A - \sqrt[3]{\varepsilon})|J|$. So $\delta^0(J) > (d'_A - \sqrt[3]{\varepsilon})|J|$. If we choose subsets $X, Y \subseteq V(J)$ of size at least $\sqrt[3]{\varepsilon}|J|$, then, by considering the subsets $X' = \{f(a) : a \in X\} \subseteq A_1$ and $Y \subseteq A_2$, we see that the regularity of G_A , (d), implies that J is also $\sqrt[3]{\varepsilon}$ -regular. So we have that J is $[\sqrt[3]{\varepsilon}, d'_A - \sqrt[3]{\varepsilon}]$ -superregular. Then, by Lemma 38, J has a Hamilton cycle. This Hamilton cycle corresponds to the required 1-factor M'_A in G_A .

We apply the claim to every cluster and we will denote the resulting 1-factor again by \mathcal{C} . Now, for each cluster A , we have that $A_{\text{entry}} \cap A_{\text{exit}} = \emptyset$ so we know that every vertex $x \in A$ is contained in at least one of $V(G_A)$ and $V(G_{A-})$. Then, using that $V(G_A) \cap V(G_{A-}) \neq \emptyset$, by the claim, all vertices contained in clusters that lie on the same cycle in F will lie on the same cycle in \mathcal{C} . We also

know that, since W visits every cluster, all non-exceptional vertices must lie on the same cycle in \mathcal{C} . Finally, we observe that, since V_0 is an independent set in \mathcal{C} , each exceptional vertex must lie on cycle in \mathcal{C} which also contains non-exceptional vertices. Therefore, \mathcal{C} is a Hamilton cycle. \square

Recall that in Lemma 34 we stated a degree sequence condition which implies a graph is a robust outexpander. So we can obtain an approximate proof of the conjecture of Nash-Williams, Conjecture 30, as a corollary to Theorem 42.

Corollary 43. *Let n_0 be a positive integer and τ, η be constants such that*

$$1/n_0 \ll \tau \ll \eta < 1.$$

Suppose that G is a digraph on $n \geq n_0$ vertices satisfying

$$(i) \ d_i^+ \geq i + \eta n \text{ or } d_{n-i-\eta n}^- \geq n - i \text{ and}$$

$$(ii) \ d_i^- \geq i + \eta n \text{ or } d_{n-i-\eta n}^+ \geq n - i$$

for all $i < n/2$. Then G contains a Hamilton cycle.

Chapter 7

Arbitrary Orientations of Hamilton Cycles

In the previous sections, we have looked for Hamilton cycles in digraphs and always assumed that these cycles are oriented in the standard way. In this chapter, we will instead consider what minimum semidegree will guarantee that we have, not only a standard Hamilton cycle, but *any* orientation of a Hamilton cycle. For example, we could also require that a graph (on an even number of vertices) contains an *anti-directed* Hamilton cycle, a Hamilton cycle in which the orientations of the edges alternate. In [12], Kelly gave a condition on the minimum semidegree which will ensure every orientation of a Hamilton cycle in any sufficiently large oriented graph.

Theorem 44 (Kelly, [12]). *For every $\alpha > 0$ there exists an integer $n_0 = n_0(\alpha)$ such that every oriented graph on $n \geq n_0$ vertices with $\delta^0(G) \geq (3/8 + \alpha)n$ contains every orientation of a Hamilton cycle.*

Recall from Theorem 31 that any sufficiently large oriented graph with minimum semidegree at least $(3n - 4)/8$ has a directed Hamilton cycle. We might then expect to be able to replace the bound in Theorem 44 by $(3n - 4)/8$. However, this minimum semidegree does not suffice when we look for any orientation of a Hamilton cycle. We show this in Proposition 32 when we construct an oriented graph which does not contain an anti-directed Hamilton cycle. Again, we refer to Figure 5.2 for an illustration.

Proposition 45. *There are infinitely many oriented graphs G with $\delta^0(G) = (3|G| - 4)/8$ which do not contain an anti-directed Hamilton cycle.*

Proof. Suppose that m is a positive integer and let $n = 8m + 4$. We will define an oriented graph G on n vertices as follows. Let A and C be regular tournaments on $2m + 1$ vertices and let B and D each be sets of $2m + 1$ vertices. Then G is the disjoint union of A , B , C and D together with:

- all edges from A to B , B to C , C to D and D to A ;
- all edges between B and D , oriented to form a bipartite graph which is as regular as possible, so that the indegree and outdegree of each vertex differ by at most one.

Then $d^+(x) = d^-(x) = 3m + 1$ for all $x \in V(A), V(C)$ and $d^+(x) = d^-(x) \geq 3m + 1$ for all $x \in B, D$. So $\delta^0(G) = 3m + 1 = (3n - 4)/8$. We will show that this graph does not contain an anti-directed Hamilton cycle.

Choose any vertex v in B . We will try to construct an anti-directed Hamilton cycle, starting from this vertex. First we suppose we follow a forward oriented edge from v . We see that this edge must enter either C or D . Then, since we are constructing an anti-directed cycle, the next edge must go backwards. From C we either enter B or remain in C and from D we move to either B or C . So in both cases, we enter either B or C . If we then follow a forward oriented edge from B the situation repeats. A forward oriented edge from C enters D or remains in C . So we again see that we can repeat the previous arguments. But none of the anti-directed paths we have considered visit A . If we follow a backward oriented edge from v instead, a similar argument shows that all anti-directed paths starting from v with a backward edge avoid C . So any anti-directed cycle in G which visits the vertex v will either avoid all vertices in A or all vertices in C . Therefore, G does not contain an anti-directed Hamilton cycle. \square

We will ultimately prove the following generalisation of Theorem 44 for robust (ν, τ) -outexpanders. The proof will closely follow that of Kelly's result.

Theorem 46. *Let n_0 be a positive integer and ν, τ, η be positive constants such that $1/n_0 \ll \nu \leq \tau \ll \eta < 1$. Let G be a digraph on $n \geq n_0$ vertices with $\delta^0(G) \geq \eta n$ and suppose G is a robust (ν, τ) -outexpander. Then G contains every orientation of a Hamilton cycle.*

Recall from Lemma 33 that any sufficiently large oriented graph G of minimum semidegree at least $(3/8 + \alpha)n$ is a robust outexpander. So we see that Theorem 46 indeed implies Theorem 44. Similarly, we saw a degree sequence condition in Lemma 34 which implies that G is a robust outexpander. So Theorem 46 also implies the following result.

Corollary 47. *Let n_0 be a positive integer and τ, η be constants such that*

$$1/n_0 \ll \tau \ll \eta < 1.$$

Suppose that G is a digraph on $n \geq n_0$ vertices satisfying

- (i) $d_i^+ \geq i + \eta n$ or $d_{n-i-\eta n}^- \geq n - i$ and
- (ii) $d_i^- \geq i + \eta n$ or $d_{n-i-\eta n}^+ \geq n - i$

for all $i < n/2$. Then G contains every orientation of a Hamilton cycle.

7.1 Some Useful Results and Techniques

DeBiasio observed (in private correspondence) that robust outexpansion implies robust inexpansion.

Proposition 48 (DeBiasio). *Let n_0 be a positive integer and ν, τ, η be positive constants such that $1/n_0 \ll \nu \leq \tau \ll \eta < 1$. Let G be a digraph on $n \geq n_0$ vertices with $\delta^0(G) \geq \eta n$. If G is a robust (ν, τ) -outexpander, then G is also a robust $(\nu^3, 2\tau)$ -inexpander.*

Proof. Suppose that G is not a robust $(\nu^3, 2\tau)$ -inexpander. Then there is a set $S \subseteq V(G)$ with $2\tau n < |S| < (1 - 2\tau)n$ such that $|RN_{\nu^3, G}^-(S)| < |S| + \nu^3 n$. Let $T := V(G) \setminus RN_{\nu^3, G}^-(S)$. Observe that

$$|S|\eta n \leq e(V(G), S) \leq |RN_{\nu^3, G}^-(S)||S| + (n - |RN_{\nu^3, G}^-(S)|)\nu^3 n,$$

so $|RN_{\nu^3, G}^-(S)| > \eta n/2$. Therefore,

$$\tau n < n - (1 - 2\tau + \nu^3)n < |T| < (1 - \eta/2)n < (1 - \tau)n.$$

By the definition of T , we have that $e(T, S) < |T|\nu^3 n$ and so $|RN_{\nu, G}^+(T) \cap S| < |T|\nu^2 < \nu^2 n$. Hence,

$$\begin{aligned} |RN_{\nu, G}^+(T)| &= |RN_{\nu, G}^+(T) \setminus S| + |RN_{\nu, G}^+(T) \cap S| \\ &< n - |S| + \nu^2 n \leq n - (|S| + \nu^3 n) + \nu n \\ &< n - |RN_{\nu^3, G}^-(S)| + \nu n = |T| + \nu n \end{aligned}$$

and so G is not a robust (ν, τ) -outexpander. \square

We will actually prove the following result. Note that Proposition 48 gives that any robust (ν, τ) -outexpander is also a robust $(\nu^3, 2\tau)$ -diexpander, so Theorem 46 and Theorem 49 are equivalent.

Theorem 49. *Let n_0 be a positive integer and ν, τ, η be positive constants such that $1/n_0 \ll \nu \leq \tau \ll \eta < 1$. Let G be a digraph on $n \geq n_0$ vertices with $\delta^0(G) \geq \eta n$ and suppose G is a robust (ν, τ) -diexpander. Then G contains every orientation of a Hamilton cycle.*

We will split the proof of Theorem 49 into two cases based on how close the orientation of the Hamilton cycle, C , we wish to find is to the standard orientation. The following definition, allows us to compare any cycle to the standard orientation

Definition. Suppose that G is an oriented graph. The subgraph induced by distinct vertices $x, y, z \in V(G)$ is called a *neutral pair* if $xy, zy \in E(G)$. We write $n(G)$ for the number of neutral pairs in G .

We observe that every neutral pair x, y, z in an arbitrarily oriented cycle C must also have a corresponding ‘inverse’ neutral pair x', y', z' whose edges have the opposite direction, that is, $y'x', y'z' \in E(C)$. Then $n(C)$ indicates the number of changes of direction on the cycle.

In our proof of Theorem 49 we will need to use the Diregularity Lemma, Lemma 39. The reduced digraph inherits many properties of G . Recall that in Lemma 40, we were able to show that the reduced digraph will also be a robust outexpander. By considering also the robust inneighbourhoods, it is easy to adapt the proof of Lemma 40 and obtain the following result.

Lemma 50. *Let k_0, n_0 be positive integers and $\varepsilon, d, \eta, \nu, \tau$ be positive constants such that*

$$1/n_0 \ll 1/k_0, \varepsilon \ll d \ll \nu, \tau, \eta < 1.$$

Suppose that G is a digraph on $n \geq n_0$ vertices with $\delta^0(G) \geq \eta n$ such that G is a robust (ν, τ) -diexpander. Let R be the reduced digraph of G with parameters ε, d and k_0 . Then $\delta^0(R) \geq \eta|R|/2$ and R is a robust $(\nu/2, 2\tau)$ -diexpander.

Recall that if G is a digraph, we define $(A, B)_G$ to be the oriented graph with all edges from A to B . We will say $(A, B)_G$ is $(\varepsilon, d)^*$ -superregular if the underlying undirected graph is (ε, d) -superregular and, additionally, ε -regular. We now state a result which tells that by removing a small number of vertices, we are able to ensure that all pairs of clusters corresponding to edges of a subgraph of R with bounded maximum degree are superregular and that the other pairs remain regular. It is very similar to Proposition 18 for undirected graphs where the subgraph of interest was a path.

Lemma 51. *Let $0 < \varepsilon \ll d, 1/\Delta$ and let R be the reduced digraph of G as given by Lemma 39. Suppose that $S \subseteq R$ with $\Delta(S) = \Delta$. Then we can move exactly $2\Delta\varepsilon|V_i|$ vertices from each cluster V_i into V_0 so that each pair (V_i, V_j) corresponding to an edge of S becomes $(2\varepsilon, d/2)^*$ -superregular and each pair of clusters corresponding to an edge of $R \setminus S$ is 2ε -regular with density at least $d - \varepsilon$.*

7.1.1 Consequences of the Blow-up Lemma

We will also require some consequences of the Blow-up Lemma which allow us to embed a series of paths into our graph. The next result follows directly from Lemma 21.

Lemma 52. *For every $d \in (0, 1)$ and $p \geq 4$, there exists $\varepsilon_0 > 0$ such that the following holds for all $0 < \varepsilon \leq \varepsilon_0$. Let U_1, \dots, U_p be pairwise disjoint sets of size m . Suppose that G is a graph on $U_1 \cup \dots \cup U_p$ such that, for each $1 \leq i < p$, the pair (U_i, U_{i+1}) is $(\varepsilon, d)^*$ -superregular. Suppose that $f : U_1 \rightarrow U_p$ is a bijective map. Then there are m vertex disjoint paths from U_1 to U_p so that for every $x \in U_1$ the path starting at x ends at $f(x) \in U_p$.*

Proof. Let F be a cycle of length $p - 1$. Apply the Blow-up Lemma, Lemma 21, with the parameters $d, \Delta = 2$ and $p - 1$ to obtain ε_0 . Suppose that G is a graph as in the lemma and $f : U_1 \rightarrow U_p$ is a bijective map.

Merge the sets U_1 and U_p to create a new set $U^* = \{(x, f(x)) : x \in U_1\}$ where we associate each of the vertices $x \in U_1$ with $f(x) \in U_p$ to form a vertex $(x, f(x))$. Consider the graph G' on $U^* \cup U_2 \cup \dots \cup U_{p-1}$ such that for each $i \geq 2$, $x \in U_i$ and $y \in U_{i+1}$, $xy \in E(G')$ if $xy \in E(G)$. We also add all edges $(x, f(x))y$ whenever $xy \in E(G)$ or $f(x)y \in E(G)$. Observe that the pairs $(U^*, U_2)_{G'}$, $(U_{p-1}, U^*)_{G'}$ and $(U_i, U_{i+1})_{G'}$ for all $i \geq 2$ are $(\varepsilon, d)^*$ -superregular.

Let $F' = F^m$, a blow-up of the cycle F . Then G' is a spanning subgraph of F' . Let H be a graph consisting of m disjoint cycles of length $p - 1$. Then H is a subgraph of F' with $\Delta(H) = 2$, so we are able to apply Lemma 21 to see that G' contains a copy of H . This copy of H corresponds to m disjoint paths in G such that the path starting at x in U_1 finishes at $f(x)$. \square

We will use Lemma 52 to prove the following consequence of the Blow-up Lemma.

Lemma 53. *Suppose that*

$$0 < 1/m \ll \varepsilon \ll d \ll 1$$

and the following hold:

- *G is a digraph on $U_1 \cup \dots \cup U_k$, where $k \geq 6$ and U_1, \dots, U_k are pairwise disjoint sets of size m such that each $(U_i, U_{i+1})_G$ is $(\varepsilon, d)^*$ -superregular (by convention $U_{k+1} = U_1$);*
- *H is a vertex disjoint union of (not necessarily directed) paths of length at least 3 on $A_1 \cup \dots \cup A_k$, where A_1, \dots, A_k are pairwise disjoint sets of vertices with $m_i := |A_i|$ satisfying $(1 - \varepsilon)m \leq m_i \leq m$ and such that, for each $1 \leq i \leq k$, every edge in H leaving A_i ends in A_{i+1} ;*
- *$S_1 \subseteq U_1, \dots, S_k \subseteq U_k$ are sets of size $|S_i| = m_i$;*
- *For each path P of H , we are given vertices $x_P, y_P \in V(G)$ such that if the initial vertex a_P of P lies in A_i then $x_P \in S_i$ and if the final vertex b_P of P lies in A_j then $y_P \in S_j$ and the vertices x_P, y_P over all paths P in H are distinct.*

Then there is an embedding of H into $G_S := G[\bigcup_{i=1}^k S_i]$ in which every path P of H is mapped to a path that starts at x_P and ends at y_P .

In order to prove this result, we will also require the following lemma. Suppose that (A, B) is a superregular pair with $|A| = |B| = m$. Then this lemma tells us that, with high probability, all new pairs created by a random partition of (A, B) are also superregular. By *high probability*, we mean that the probability tends to 1 as m tends to infinity.

Lemma 54. *Let $0 < \varepsilon \ll \theta < d < 1/2$ and $k \geq 2$. For $1 \leq i \leq k$, suppose that $a_i, b_i > \theta$ are constants satisfying $\sum_{i=1}^k a_i = \sum_{i=1}^k b_i = 1$. Let $G = (A, B)$ be an $(\varepsilon, d)^*$ -superregular pair with $|A| = |B| =: m$ sufficiently large. If*

$$A = A_1 \cup \dots \cup A_k \text{ and } B = B_1 \cup \dots \cup B_k$$

are partitions chosen uniformly at random with $|A_i| = a_i m$ and $|B_i| = b_i m$ for $1 \leq i \leq k$ then with high probability (A_i, B_i) is $(\theta^{-1}\varepsilon, d/2)^$ -superregular for every $1 \leq i, j \leq k$.*

We give a short sketch of the proof of Lemma 54. Let us choose partitions of A and B uniformly at random with $|A_i| = a_i m$ and $|B_i| = b_i m$. By Proposition 3, all pairs (A_i, B_i) will be $\theta^{-1}\varepsilon$ -regular so we just need to check that with positive probability, each vertex in A_i has at least $db_i m/2$ neighbours in B_i and each vertex in B_i has at least $da_i m/2$ neighbours in A_i . Fix i and let $x \in A_i$. The variable $|N_G(x) \cap B_i|$ has hypergeometric distribution. Using that G is $(\varepsilon, d)^*$ -superregular and a type of Chernoff bound similar to those we will introduce

in Section 7.1.2, we can show that only with small probability does x have significantly fewer than the expected number of neighbours in B_i . We do the same for each vertex in B_i . A union bound gives that the probability that each pair (A_i, B_i) is not $(\theta^{-1}\varepsilon, d/2)^*$ -superregular is strictly less than one. Hence we are able to find a partition which satisfies the desired properties.

We will now apply these results to prove Lemma 53.

Proof of Lemma 53. Label the paths of H by P_1, P_2, \dots, P_p . Then divide each path P_i into subpaths $P_{i,j}$ of length 3, 4 or 5 so that

$$P_i = P_{i,1}P_{i,2} \dots P_{i,q_i}.$$

For each $1 \leq i \leq p$, $1 \leq j \leq q_i$, let $a_{i,j}$ denote the initial vertex of the path $P_{i,j}$ and $b_{i,j}$ the final vertex. We note that $a_{i,j} = b_{i,j-1}$ for all $2 \leq j \leq q_i$. For each $1 \leq s \leq k$, let E_s be the set of all $a_{i,j}$ in A_s and F_s be the set of all $b_{i,j}$ in A_s . Choose distinct vertices $x_{i,j} \in S_s$ for each $a_{i,j} \in E_s$ and choose also distinct $y_{i,j} \in S_s$ for each $b_{i,j} \in F_s$ so that $x_{i,1} = x_{P_i}$ and $y_{i,q_i} = y_{P_i}$ and whenever $a_{i,j} = b_{i,j-1}$ we have that $x_{i,j} = y_{i,j-1}$. We will look for an embedding of H which maps each path $P_{i,j}$ to a path from $x_{i,j}$ to $y_{i,j}$ in G_S .

We will describe the direction of the edges which make up each $P_{i,j}$, writing:

f for an edge from some A_ℓ to $A_{\ell+1}$,

b for an edge from some A_ℓ to $A_{\ell-1}$.

Then we can encode each path $P_{i,j}$ using the letters **f** and **b**, for example see Figure 7.1. There are 2^3 possible encodings for a path of length 3, 2^4 for a path of length 4 and 2^5 for a path of length 5. In total, we obtain at most $2^3 + 2^4 + 2^5 = 56$ different encodings.

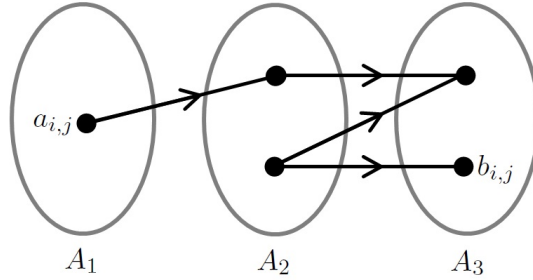


Figure 7.1: We would encode the path $P_{i,j}$ shown by **ffbf**.

For each $3 \leq \ell \leq 5$ we can describe each encoding of a path of length ℓ by a function

$$t : \{0, 1, \dots, \ell\} \rightarrow \{-\ell, -\ell + 1, \dots, \ell\},$$

where $t(i)$ gives the index of the current cluster relative to the starting cluster. For example, in Figure 7.1, we start in $A_1 = A_{1+0}$, then move to A_{1+1} , then to A_{1+2} , back to A_{1+1} and finish in A_{1+2} . So we would encode this by $t : (0, 1, 2, 3, 4) \rightarrow (0, 1, 2, 1, 2)$. Then for each $1 \leq i \leq k$, $3 \leq \ell \leq 5$ and $t :$

$\{0, 1, \dots, \ell\} \rightarrow \{-\ell, -\ell + 1, \dots, \ell\}$, we let $\mathcal{P}_{i,t}$ consist of all paths $P_{i,j}$ of length ℓ , starting in A_i and with encoding described by t . There are $56k$ sets $\mathcal{P}_{i,t}$ in total. Let

$$\mathcal{Q}_1 = \{\mathcal{P}_{i,t} : |\mathcal{P}_{i,t}| \leq d^2 m\} \text{ and } \mathcal{Q}_2 = \{\mathcal{P}_{i,t} : |\mathcal{P}_{i,t}| > d^2 m\}.$$

We will begin by greedily embedding each $\mathcal{P}_{i,t} \in \mathcal{Q}_1$. Note that for all $1 \leq i \leq k$, $|U_i \setminus S_i| \leq \varepsilon m$, so by Proposition 3 and since $d - \varepsilon \geq d/2$, (S_i, S_{i+1}) is $(2\varepsilon, d/2)^*$ -superregular. Choose each set $\mathcal{P}_{i,t} \in \mathcal{Q}_1$ in turn. Select any set of $|\mathcal{P}_{i,t}|$ vertices in S_i as starting vertices. Next choose distinct neighbours of each of these vertices from either S_{i-1} or S_{i+1} , as appropriate, and continue in this way until all paths in $\mathcal{P}_{i,t}$ have been constructed. Repeat this process for each $\mathcal{P}_{i,t} \in \mathcal{Q}_1$, each time selecting vertices that have not already been chosen. Now, the paths $P_{i,j}$ have length at most 5 and all edges go from S_i to S_{i+1} so each S_i can be used by at most 11×56 of the sets $\mathcal{P}_{i,t}$. Since each path uses at most 6 vertices and we consider only sets $\mathcal{P}_{i,t}$ containing at most $d^2 m$ paths, at any stage in this process, at most $6 \times 11 \times 56 \times d^2 m \leq dm/4$ vertices in each S_i have already been used. Then, by Proposition 3 and noting that $d - \varepsilon - d/4 \geq d/4$, the graphs (S_i, S_{i+1}) are still $(4\varepsilon, d/4)^*$ -superregular at any stage in this process, allowing us to construct the paths in this way.

We now consider each of the large sets $\mathcal{P}_{i,t} \in \mathcal{Q}_2$. Randomly split all of the remaining vertices so that we have sets

$$S_{i,t}^0 \subseteq S_{i+t(0)=i}, S_{i,t}^1 \subseteq S_{i+t(1)}, \dots, S_{i,t}^\ell \subseteq S_{i+t(\ell)},$$

for each $\mathcal{P}_{i,t} \in \mathcal{Q}_2$, each of size $|\mathcal{P}_{i,t}|$. Provided that m is sufficiently large, we can then apply Lemma 54 to see that for all $\mathcal{P}_{i,t} \in \mathcal{Q}_2$ and for all $0 \leq r \leq \ell - 1$, the pair $(S_{i,t}^r, S_{i,t}^{r+1})$ if $t(r+1) > t(r)$ or $(S_{i,t}^{r+1}, S_{i,t}^r)$ if $t(r+1) < t(r)$ is $(4\varepsilon/d^2, d/8)^*$ -superregular with high probability. So, we are able to choose a partition of the remaining vertices satisfying this property. Then, we are able to apply Lemma 52 in order to embed each $\mathcal{P}_{i,t} \in \mathcal{Q}_2$ into the designated sets. Hence, we obtain the desired embedding of each of the paths of H in G . \square

7.1.2 An Approximate Embedding Lemma

In this section, we prove a result which will allow us to embed a collection of subpaths of the desired Hamilton cycle into the reduced digraph in such a way that each of the clusters receives a similar number of vertices. The proof will use probabilistic arguments, in particular, the following Chernoff-type bounds will be useful.

Theorem 55 (Chernoff Bound 1). *Suppose that X_1, X_2, \dots, X_n are independent, random variables with $\mathbb{P}(X_i = 1) = p$ and $\mathbb{P}(X_i = 0) = 1 - p$. Let $X = \sum_{i=1}^n X_i$. Then for any $0 \leq \lambda \leq np$,*

$$\mathbb{P}(|X - \mathbb{E}(X)| > \lambda) < 2e^{-\lambda^2/3\mathbb{E}(X)}.$$

Theorem 56 (Chernoff Bound 2). *Let X be a random variable determined by n independent trials X_1, X_2, \dots, X_n such that changing the outcome of any one trial can affect X by at most c . Then for any $\lambda \geq 0$,*

$$\mathbb{P}(|X - \mathbb{E}(X)| > \lambda) < 2e^{-\lambda^2/2c^2n}.$$

We use Theorem 56 to prove the following lemma, which will allow us to find such an embedding in the reduced digraph.

Lemma 57. *Let R be a digraph on k vertices and suppose that $F = V_1 \dots V_k$ is a Hamilton cycle in R . Let $\mathcal{P} = \{P_1, P_2, \dots, P_s\}$ be a collection of arbitrarily oriented paths on t vertices and \mathcal{Q} be a collection of pairwise disjoint oriented subpaths of the P_i . Then, for any $\gamma > 0$ and sufficiently large s , there exists a map $\phi : [s] \rightarrow V(R)$ such that if the paths in \mathcal{P} are greedily embedded around F with the embedding of each P_i starting at $\phi(i)$, the following hold. Define $a(i)$ to be the number of vertices in $\bigcup \mathcal{P}$ assigned to V_i by this embedding and $n(i, \mathcal{Q})$ to be the number of subpaths in \mathcal{Q} starting at V_i . Then for all $V_i \in V(R)$*

$$\left| a(i) - \frac{st}{k} \right| \leq \gamma st \tag{7.1}$$

and

$$\left| n(i, \mathcal{Q}) - \frac{|\mathcal{Q}|}{k} \right| \leq \gamma st. \tag{7.2}$$

In the statement of this lemma, ‘greedily embedding’ a path P around F means that we start from the specified initial vertex V_i and then choose the next vertex from V_{i-1} or V_{i+1} according to the orientation of the edge. We continue in this way until all vertices in the path have been embedded.

Proof. We will pick each $\phi(i)$ independently and uniformly at random. The paths in \mathcal{P} all consist of t vertices so each assignment of a path can affect the number of vertices assigned to any vertex in R by at most t . We have that $\mathbb{E}(a(i)) = st/k$ so we may apply Theorem 56 to see that

$$\mathbb{P}(|a(i) - st/k| > \gamma st) \leq 2e^{-(\gamma st)^2/2t^2s} = 2e^{-\gamma^2s/2} < 1/2k$$

for $1/s \ll 1/k$. We also have that $\mathbb{E}(n(i, \mathcal{Q})) = |\mathcal{Q}|/k$ and so we may again apply Theorem 56 to obtain

$$\mathbb{P}(|n(i, \mathcal{Q}) - |\mathcal{Q}|/k| > \gamma st) \leq 2e^{-(\gamma st)^2/2t^2s} = 2e^{-\gamma^2s/2} < 1/2k$$

for $1/s \ll 1/k$.

We obtain that

$$\mathbb{P}((|a(i) - st/k| > \gamma st) \ \& \ (|n(i, \mathcal{Q}) - |\mathcal{Q}|/k| > \gamma st)) < 1/k$$

whenever s is sufficiently large. Taking the sum of these probabilities over all clusters, we find that the probability that some $V_i \in E(R)$ has either $a(i)$ or $n(i, \mathcal{Q})$ far from the expected values is less than 1. Then, with positive probability, the map ϕ constructed in this way satisfies properties (7.1) and (7.2) of the lemma and hence such a map exists. \square

We will also frequently make use of the following lemma which will allow us to find a path isomorphic to any orientation of a short path between any given pair of vertices in the reduced graph.

Lemma 58. *Let $1/n \ll \nu \leq \tau \ll \eta \ll 1$. Suppose that G is a digraph on n vertices and that G is a robust (ν, τ) -diexpander with $\delta^0(G) \geq \eta n$. Let*

$$\lceil 2/\nu \rceil \leq k \leq \nu n/4.$$

Let $x, y \in V(G)$ be distinct vertices. Then if P is any orientation of a path of length k , there is a path in G from x to y isomorphic to P .

Proof. Let us first show that we can find any (arbitrarily oriented) path P of length $\ell := \lceil 1/\nu \rceil$ between any two vertices $x, y \in V(G)$. If the first edge of P is forward oriented then take $A_1 := N^+(x)$ (if backward oriented then take $N^-(x)$ instead). We know that $|A_1| \geq \delta^0(G) \geq \eta n > \tau n$. Let $A_2 = RN_{\nu, G}^+(A_1)$ or $RN_{\nu, G}^-(A_1)$ according to the orientation of the next edge. By the robust diexpansion property, we have that $|A_2| \geq |A_1| + \nu n \geq \eta n + \nu n$. Continue in this way, each time letting $A_i = RN_{\nu, G}^+(A_{i-1})$ or $RN_{\nu, G}^-(A_{i-1})$ as appropriate. (If at any stage $|A_i| > (1 - \tau)n$, choose a subset of size $(1 - \tau)n$ as A_i .)

Then, after $\ell - 1$ steps,

$$|A_{\ell-1}| \geq \eta n + (\ell - 2)\nu n > (1 - (\eta - \nu))n$$

and, since $\delta^0(G) \geq \eta n$, we have that $|N^+(y) \cap A_{\ell-1}| \geq \nu n$ and $|N^-(y) \cap A_{\ell-1}| \geq \nu n$. This means that from y we have a choice of at least νn neighbours in $A_{\ell-1}$ for the vertex in P preceding y . Each of these vertices has at least νn suitable neighbours in $A_{\ell-2}$ and we continue in this way to see that there are at least $(\nu n)^{\ell-1}$ walks from x to y with the same orientation as P . However, some of these walks may use some vertex more than once. At most $\ell^2 n^{\ell-2}$ of these walks are not paths (consider all possible orderings of $\ell - 1$ vertices, the middle portion of the walk, with at least one repeated vertex). But, since n is sufficiently large, we have that

$$(\nu n)^{\ell-1} > \ell^2 n^{\ell-2},$$

so at least one of the walks must be a path. Hence, we can find a path of length ℓ between x and y which is isomorphic to P .

Let us now suppose that P is any orientation of a path of length k , where $\lceil 2/\nu \rceil \leq k \leq \nu n/4$. (The lower bound for k is greater than ℓ to account for the change in parameters of the robust diexpander when we greedily embed the first portion of the path.) Starting at x , embed the first $k - \ell + 1$ vertices greedily, letting z denote the last vertex embedded, this is possible since $\delta^0(G) \geq \eta n$. Remove all of these vertices, except for z from the graph. We have removed fewer than $\nu n/4$ vertices so, by Proposition 35, the new graph G' remains a robust $(\nu/2, 2\tau)$ -diexpander with $\delta^0(G') \geq \eta n/2$. We can then apply the previous result to this graph to find a path in G' from z to y which is isomorphic to the remainder of the path P . \square

7.1.3 Skewed Traverses and Shifted Walks

We will introduce one final technique before commencing the proof of Theorem 49. The two main problems that we will face when using an embedding in the reduced graph to find an embedding in G will be incorporating the exceptional vertices and ensuring that each cluster has been assigned exactly m vertices. This is when we will use skewed traverses and shifted walks.

Throughout this section we will assume that $F = V_1 V_2 \dots V_k$ is a Hamilton cycle, with standard orientation, in the reduced digraph R where each vertex corresponds to a cluster of size m . We define a further graph, R^* . Let $c > 0$. Then we obtain the graph R^* by adding all exceptional vertices $v \in V_0$ to $V(R)$ and edges vV_i if $|N_G^+(v) \cap V_i| \geq cm$ and $V_i v$ if $|N_G^-(v) \cap V_i| \geq cm$.

Suppose that C is an arbitrarily oriented cycle and let W be an assignment of $V(C)$ to $V(R^*)$ respecting edges. We will write $a(i)$ for the number of vertices assigned to the cluster V_i .

Definition. Let W be an assignment of C to R^* . We say that W is γ -balanced if $\max_i |a(i) - m| \leq \gamma n$ and *balanced* if $a(i) = m$ for all $1 \leq i \leq k$.

We say that the assignment (γ, μ) -corresponds to C if:

- W is γ -balanced;
- Each $v \in V_0$ has exactly one vertex of C assigned to it;
- In every $V_i \in V(R)$, at least $m - \mu n$ of the vertices of C assigned to V_i have both of their neighbours assigned to $V_{i-1} \cup V_{i+1}$.

We will write that an assignment μ -corresponds to C if it $(0, \mu)$ -corresponds to C .

Let us now define the skewed traverses and shifted walks which will help us adapt an assignment in order to find a closed walk in the graph R^* which corresponds to the cycle C .

Definition. Let $A, B \in V(R)$. A *skewed traverse*, $T(A, B)$, is a collection of edges of the form

$$T(A, B) = AV_{i_1}, V_{i_1-1}V_{i_2}, V_{i_2-1}V_{i_3}, \dots, V_{i_t-1}B.$$

The length of a skewed traverse is one less than the number of edges it contains, so in this case, $T(A, B)$ has length t . We will always assume that a skewed traverse has minimal length.

Suppose that we have an assignment, W , of C to R^* , we can think of W as a walk in R^* . Suppose that W is not balanced. Then there are clusters V_i and V_j such that $a(i) > m$ and $a(j) < m$. Suppose further that each cluster V_p has been assigned the initial vertex of many neutral pairs of C , and that many of these assignments have the form $V_p V_{p+1} V_p$. If we have a skewed traverse

$$T(V_{i-1}, V_j) := V_{i-1}V_{i_1}, V_{i_1-1}V_{i_2}, V_{i_2-1}V_{i_3}, \dots, V_{i_t-1}V_j$$

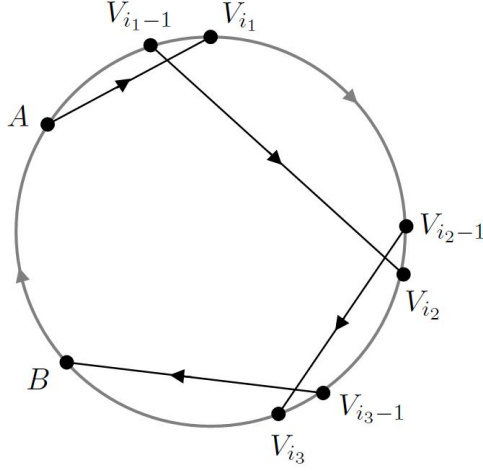


Figure 7.2: A skewed traverse, $T(A, B)$, of length 3.

then we can replace sections of the walk W which have been assigned neutral pairs and look like

$$V_{i-1}V_iV_{i-1}, V_{i_1-1}V_{i_1}V_{i_1-1}, V_{i_2-1}V_{i_2}V_{i_2-1}, \dots, V_{i_t-1}V_{i_t}V_{i_t-1}$$

by the edges from $T(V_{i-1}, V_j)$:

$$V_{i-1}V_{i_1}V_{i-1}, V_{i_1-1}V_{i_2}V_{i_1-1}, V_{i_2-1}V_{i_3}V_{i_2-1}, \dots, V_{i_t-1}V_jV_{i_t-1}.$$

This process:

- decreases $a(i)$ by one;
- increases $a(j)$ by one and
- does not change $a(p)$ for any $p \neq i, j$.

So, if C has many neutral pairs, we will be able to use this method to obtain a balanced assignment.

We also define a shifted walk in the graph R . This definition is almost identical to the one given in Section 6.3, but, to be consistent with our definition of a skewed traverse, we now include an additional initial edge.

Definition. Let $A, B \in V(R)$. A *shifted walk*, $W(A, B)$, is a walk of the form

$$W(A, B) = AV_{i_1}FV_{i_1-1}V_{i_2}FV_{i_2-1} \dots V_{i_t}FV_{i_t-1}B.$$

We will say that $W(A, B)$ *traverses* F t times. There is an obvious similarity between $T(A, B)$ and $W(A, B)$ and we observe that if we can find a skewed traverse $T(A, B)$ then we can also find a shifted walk from A to B . We will again assume that $W(A, B)$ traverses F as few times as possible which gives us that each vertex appears at most once as an entry cluster in $W(A, B)$. The main

fact about shifted walks which we will use is that $W(A, B) \setminus \{A, B\}$ visits every vertex in R the same number of times.

Let us again assume that we have an assignment, W , of C to R^* . So there are clusters V_i and V_j such that $a(i) > m$ and $a(j) < m$. Suppose that most edges in W correspond to an edge in F . If C contains few neutral pairs then the assignment W must contain some long, consistently oriented subwalks. Then we can replace a section of the assignment comprising of ℓ copies of F by

$$W(V_{i-1}, V_j)W(V_j, V_{i+1})FV_{i-1}F \dots FV_{i-1}$$

of the same length, ℓk , so that the total number of vertices assigned is the same. Noting that $W(V_{i-1}, V_j) \setminus \{V_{i-1}, V_j\}$ and $W(V_j, V_{i+1}) \setminus \{V_j, V_{i+1}\}$ visit all clusters of R the same number of times we see that the first section of this walk $W(V_{i-1}, V_j)W(V_j, V_{i+1})FV_{i-1}$ has length divisible by k . Adding as many further copies of F as necessary, we see that we can indeed find a walk of the required form which starts and finishes at V_{i-1} . Making this substitution decreases $a(i)$ by one; increases $a(j)$ by one and leaves $a(p)$ unchanged for all $p \neq i, j$.

Proposition 59. *Let $0 < \nu \leq \tau \ll \eta < 1$ and let R be a digraph on k vertices with $\delta^0(G) \geq \eta k$. Suppose that R is a robust (ν, τ) -outexpander and $F = V_1 V_2 \dots V_k$ is a directed Hamilton cycle in R . Define $r := \lceil 1/\nu \rceil$. Then, for any pair of distinct vertices $A, B \in V(R)$ there exists:*

- *A skewed traverse $T(A, B)$ of length at most r and*
- *A shifted walk $W(A, B)$ traversing F at most r times.*

Proof. Let $A = U_0$ and for each $i \geq 1$ let U_i be the set of clusters that can be reached from A by a skewed traverse of length at most $i - 1$. We define

$$U_i^- := \{V_i : V_{i+1} \in U_i\},$$

the set of predecessors of the clusters in U_i . Note that $|U_i^-| = |U_i|$ for all $i \geq 1$.

We first note that $|U_1| \geq \delta^0(R) \geq \eta k$. If $|U_1^-| \leq (1 - \tau)k$ then we can use that R is a robust (ν, τ) -outexpander to see that

$$|U_2| \geq |U_1| + \nu k \geq (\eta + \nu)k.$$

Continuing in this way we see that, as long as $|U_t^-| \leq (1 - \tau)k$, we can reach

$$|U_{t+1}| \geq (\eta + t\nu)k$$

clusters by skewed traverse of length at most t .

Then $|U_r| > (1 - \eta)k$ and, since $d_R^-(B) \geq \delta^0(R) \geq \eta k$, we have $N_R^-(B) \cap U_r^- \neq \emptyset$. Therefore there is a skewed traverse from A to B of length at most r . We can use this skewed traverse to find a shifted walk in R of traversing at most r cycles by going once around F after each edge. \square

7.2 The Two Cases

We will separate our argument into two cases. We first look at the case when our desired orientation of a Hamilton cycle C is far from the standard orientation. In this case we have many changes of direction on the cycle and hence many neutral pairs. The second case deals with the situation when C is close to the standard orientation, having long consistently oriented subpaths and few neutral pairs. Let us suppose that C has $n(C) = \lambda n$ neutral pairs and let \mathcal{Q} denote a maximal collection of neutral pairs all at a distance at least 3 from each other. We will define a hierarchy of positive constants

$$0 < \varepsilon_1 \ll \varepsilon_2 \ll \varepsilon_3 \ll \varepsilon_4 \ll \varepsilon_5 \ll \varepsilon_6 \ll \varepsilon_7 \ll \nu.$$

Then, if:

- $\lambda > \varepsilon_4$, let $\varepsilon := \varepsilon_3$, $\varepsilon_A := \varepsilon_2$ and $\varepsilon^* := \varepsilon_1$. (Case 1)
- $\lambda \leq \varepsilon_4$, let $\varepsilon := \varepsilon_7$, $\varepsilon_A := \varepsilon_6$ and $\varepsilon^* := \varepsilon_5$. (Case 2)

In either case, we must begin by partitioning the graph. We will show that we can split our graph G roughly in half, so that all vertices have around the expected number of neighbours in each half. We will use this partition to gain some control over the number of exceptional vertices obtained when we apply the Diregularity Lemma. If we were just to apply the lemma to the entire graph, we would obtain an exceptional set of size at most εn which could greatly exceed the cluster size. By splitting the graph first, we can apply the Diregularity Lemma to partition the vertices of the first subgraph G_1 and obtain an exceptional set. We then apply the lemma to the subgraph G_2 induced by the remaining vertices of the graph together with this exceptional set, this time with a much smaller ‘ ε ’ in order to an exceptional set which is much smaller when compared to the size of the clusters in G_1 .

We let $d, d', \varepsilon', \tau'$ and ν' be positive constants and M'_A, M'_B and k_0 be positive integers satisfying

$$\varepsilon^* \ll \frac{1}{M'_A} \ll \varepsilon_A \ll \frac{1}{M'_B} \ll \varepsilon \ll d \ll \nu' \ll \frac{1}{k_0} \ll \varepsilon' \ll d' \ll \nu \leq \tau \ll \tau' \ll \eta.$$

Note that in Case 1 we have that $\varepsilon \ll \lambda$ and in Case 2 we have $\lambda \ll \varepsilon^*$.

Lemma 60. *There exists a subset $A \subseteq V(G)$ such that:*

- (i) $(\frac{1}{2} - \varepsilon)n \leq |A| \leq (\frac{1}{2} + \varepsilon)n$;
- (ii) $\frac{d^+(x)}{n} - \frac{\eta}{10} \leq \frac{|N_A^+(x)|}{|A|} \leq \frac{d^+(x)}{n} + \frac{\eta}{10}$, for all $x \in V(G)$;
- (iii) $\frac{d^-(x)}{n} - \frac{\eta}{10} \leq \frac{|N_A^-(x)|}{|A|} \leq \frac{d^-(x)}{n} + \frac{\eta}{10}$, for all $x \in V(G)$;
- (iv) The graphs $G[A]$ and $G \setminus A$ are robust (ν', τ') -diexpanders.

Proof. Apply the Diregularity Lemma, Lemma 39, with parameters ε' , d' and k_0 to the graph G , to obtain a partition into clusters V_1, \dots, V_k of size m and an exceptional set V_0 .

We will show that we can find a set A which satisfies (i) and such that $||N_A^+(x)| - d^+(x)/2| \leq \eta n/20$ and $||N_A^-(x)| - d^-(x)/2| \leq \eta n/20$ for all $x \in V(G)$. Then this set A satisfies property (ii) as

$$\frac{n}{(1/2 + \varepsilon)n} \left(\frac{d^+(x)}{2n} - \frac{\eta}{20} \right) \leq \frac{|N_A^+(x)|}{|A|} \leq \frac{n}{(1/2 - \varepsilon)n} \left(\frac{d^+(x)}{2n} + \frac{\eta}{20} \right).$$

Property (iii) follows similarly.

Let $V(G) = \{x_1, \dots, x_n\}$. Let A be obtained by including each x_i with probability $1/2$, independently of all x_j . For $1 \leq i \leq n$, let X_i be the event that x_i is in A . Then $\mathbb{P}(X_i = 1) = 1/2$, $X = \sum_{i=1}^n X_i = |A|$ and $\mathbb{E}(X) = n/2$. We apply the Chernoff bound of Theorem 55 to see that

$$\mathbb{P}(|A| - n/2 > \varepsilon n) < 2e^{-2\varepsilon^2 n/3} \leq \frac{1}{4n} \quad (7.3)$$

for sufficiently large n .

Now consider the degree of each vertex of G inside A . Fix some vertex $x \in V(G)$. For each $x_i \in N^+(x)$, let $X_{x,i}$ be the event that x_i is in $N_A^+(x)$. Let $X_x = \sum_{x_i \in N^+(x)} X_{x,i}$. Then $X_x = |N_A^+(x)|$ and $\mathbb{E}(X_x) = d^+(x)/2$. We apply Theorem 55 to get

$$\mathbb{P}\left(\left||N_A^+(x)| - \frac{d^+(x)}{2}\right| > \frac{\eta n}{20}\right) < 2e^{-\frac{2\eta^2 n}{1200(3/8 + \eta)}} \leq 2e^{-n}.$$

We can then sum these probabilities over all $x \in V(G)$ to see that

$$\mathbb{P}\left(\left||N_A^+(x)| - \frac{d^+(x)}{2}\right| > \frac{\eta n}{20} \text{ for all } x \in V(G)\right) < 2ne^{-n} \leq \frac{1}{4n} \quad (7.4)$$

for sufficiently large n . In the same way, we show that

$$\mathbb{P}\left(\left||N_A^-(x)| - \frac{d^-(x)}{2}\right| > \frac{\eta n}{20} \text{ for all } x \in V(G)\right) < 2ne^{-n} \leq \frac{1}{4n}. \quad (7.5)$$

Finally, we consider the robust diexpansion property. Recall that we have chosen an ε' -regular partition of $V(G)$ into k clusters V_1, \dots, V_k of size m and exceptional set V_0 . For each cluster V_j , let $V'_j = V_j \cap A$. We let X_i be defined as before, then $|V'_j| = \sum_{x_i \in V_j} X_i$ and $\mathbb{E}(|V'_j|) = m/2$. We again use the Chernoff bound to see that

$$\mathbb{P}\left(\left||V'_j| - \frac{m}{2}\right| > \varepsilon' m\right) < 2e^{-2\varepsilon'^2 m/3} < \frac{1}{4n}. \quad (7.6)$$

Suppose that A is a subset of $V(G)$ satisfying $(1/2 - \varepsilon')m \leq |V'_j| \leq (1/2 + \varepsilon')m$ for all clusters V_j . We will show that A satisfies (iv). Move at most $\varepsilon' m$ vertices from each cluster V'_i into the exceptional set V'_0 so that each cluster has size

$m' := (1/2 - \varepsilon')m$. Then $|V'_0| \leq 2\varepsilon'n$. Consider any set $S \subseteq A$ such that $\tau'|A| \leq |S| \leq (1 - \tau')|A|$. We will say that S intersects V'_i significantly if

$$|V'_i \cap S| > \nu^2 m.$$

Write k^* for the number of clusters S intersects significantly. Then k^* satisfies

$$k^* m' + (k - k^*) \nu^2 m + 2\varepsilon' n \geq |S|$$

which implies

$$k^* \geq |S|/m' - 3\nu^2 k =: q.$$

Let Q be a set of q clusters V_i such that V'_i is intersected significantly by S . In particular, note that

$$\tau'|A|/m' - 3\nu^2 k \leq q \leq (1 - \tau')|A|/m' - 3\nu^2 k$$

and so

$$2\tau k \leq q \leq (1 - 2\tau)k.$$

We now recall that G is a robust (v, τ) -diexpander, and so R , the reduced digraph, is a robust $(v/2, 2\tau)$ -diexpander, by Lemma 50. Then $|N_R^+(Q)| \geq q + \nu k/2$ and $|N_R^-(Q)| \geq q + \nu k/2$. Now, each edge in R corresponds to an ε' -regular pair of clusters of density at least d' . Suppose $V_j \in N_R^+(Q)$, then $V_i V_j \in E(R)$ for some $V_i \in Q$. We can apply Proposition 1 to see that all but at most $\varepsilon'm$ vertices in V_j (and hence all but at most $\varepsilon'm$ vertices in V'_j) have at least

$$(d' - \varepsilon')\nu^2 m \geq \nu'|A|$$

in-neighbours in S . Thus for each $V_j \in N_R^+(Q)$, all but at most $\varepsilon'm$ vertices in V_j lie in $RN_{\nu', G[A]}^+(S)$. Therefore,

$$\begin{aligned} |RN_{\nu', G[A]}^+(S)| &\geq (q + \nu k/2) (m' - \varepsilon' m) \\ &= (|S|/m' - 3\nu^2 k + \nu k/2) (m' - \varepsilon' m) \\ &\geq |S| - |S|\varepsilon' m/m' - 3\nu^2 k m' + \nu k(m' - \varepsilon' m)/2 \\ &\geq |S| + (\nu/4 - 3\nu^2 - 3\varepsilon') |A| \\ &\geq |S| + \nu' |A| \end{aligned}$$

In a similar way, we see that $|RN_{\nu', G[A]}^-(S)| \geq |S| + \nu' |A|$ and so $G[A]$ is a robust (ν', τ') -diexpander. The same reasoning applied to the graph $G \setminus A$ allows us to conclude that $G \setminus A$ is also a robust (ν', τ') -diexpander. So we have satisfied property (iv).

Together, equations (7.3)–(7.6) imply that with probability at most $1/n$ our randomly chosen set A does not satisfy properties (i)–(iv). Therefore, we will choose a set A satisfying the properties with positive probability and hence such a set exists. \square

Let us choose such a subset $A \subseteq V(G)$. We observe that

$$\delta^0(G[A]) \geq \left(\frac{\delta^0(G)}{n} - \frac{\eta}{10} \right) |A| \geq \frac{9\eta}{10} |A|. \quad (7.7)$$

We also note that

$$\begin{aligned} \frac{\delta^+(G \setminus A)}{|G \setminus A|} &\geq \frac{\delta^+(G) - (\delta^+(G)/n + \eta/10)(1/2 + \varepsilon)n}{(1/2 - \varepsilon)n} \\ &\geq \frac{\delta^+(G)}{n} - \frac{\eta}{9} \geq \frac{2\eta}{3}. \end{aligned}$$

We get a similar bound for the minimum indegree and hence

$$\delta^0(G \setminus A) \geq \frac{2\eta}{3} |G \setminus A|. \quad (7.8)$$

We now apply the Diregularity Lemma with parameters ε^2 , $2d$ and M'_B to the graph $G \setminus A$. We obtain a partition of the vertices into $M_B \geq M'_B$ clusters, V_1, \dots, V_{M_B} , with $|V_1| = \dots = |V_{M_B}| =: m'_B$, and an exceptional set V_0 . Let R_B be the reduced graph and G'_B be the pure digraph. Then we use Lemma 40, (7.8) and Lemma 50 to see that:

- R_B is a $(\nu'/2, 2\tau')$ -diexpander and
- $\delta^0(R_B) \geq \eta M_B/3$.

Therefore, R_B contains a Hamilton cycle F_B , by Theorem 31. Relabel the vertices of R_B if necessary so that $F_B = V_1 V_2 \dots V_{M_B} V_1$. We can then apply Lemma 51 to show that by moving $4\varepsilon^2 m'_B$ from each cluster into the exceptional set V_0 we may assume that each edge in F_B corresponds to an $(\varepsilon, d)^*$ -superregular pair and each edge of R_B corresponds to an ε -regular pair of density at least d (in G'_B). We continue to denote the clusters by V_1, \dots, V_{M_B} and let m_B denote the new cluster size. The resulting exceptional set, which we will continue to call V_0 , satisfies

$$|V_0| \leq \varepsilon^2 n + 4\varepsilon^2 m'_B M_B \leq \varepsilon n.$$

Let $B := \bigcup_{i=1}^{M_B} V_i$ and write G_B^* for the graph $G'_B[B]$.

Let us now consider the graph $G[A \cup V_0]$. By our choice of A , all vertices $x \in V_0$ satisfy $|N_A^+(x)| \geq 9\eta|A|/10$ and $|N_A^-(x)| \geq 9\eta|A|/10$. Combining this with (7.7), we get that

$$\delta^0(G[A \cup V_0]) \geq \frac{2\eta}{3} |A \cup V_0|.$$

We have added at most $\varepsilon n \leq (\nu')^2 |A|$ vertices to $G[A]$, so we can apply Proposition 36 to see that $G[A \cup V_0]$ is still a robust $(\nu'/2, 2\tau')$ -diexpander. We now carry out a similar process again, this time applying the Diregularity Lemma with parameters $\varepsilon_A^2/4$, $2d$ and M'_A to $G[A \cup V_0]$. We obtain a partition into $M_A \geq M'_A$ clusters, V'_1, \dots, V'_{M_A} , with $|V'_1| = \dots = |V'_{M_A}|$ and an exceptional set V'_0 . Let $A' := \bigcup_{i=1}^{M_A} V'_i$, R_A be the reduced digraph and G'_A the pure digraph. As previously, we can show that:

- R_A is a robust $(\nu'/4, 4\tau')$ -diexpander and
- $\delta^0(R_A) \geq \eta M_A/3$.

Then apply Theorem 31 to find a Hamilton cycle F_A in R_A . Again, we apply Lemma 51 to show that by moving at most $\varepsilon_A^2 |A \cup V_0|$ vertices into the exceptional set V'_0 we may assume that each edge in F_A corresponds to an $(\varepsilon_A, d)^*$ -superregular pair and each edge of R_A corresponds to an ε_A -regular pair of density at least d (in G'_A). Let m_A denote the resulting cluster size, G_B denote the graph $G[B \cup V'_0]$ and $n_B := |G_B|$. The new exceptional set satisfies

$$|V'_0| \leq (\varepsilon_A^2/4 + \varepsilon_A^2) |A \cup V_0| \leq \varepsilon_A |A \cup V_0|/2 < \varepsilon_A n_B. \quad (7.9)$$

The constants M_A and M_B satisfy

$$0 < \varepsilon^* \ll 1/M_A \ll \varepsilon_A \ll 1/M_B \ll \varepsilon \ll d \ll \nu'.$$

7.3 Case 1: C Contains Many Neutral Pairs

Step 1: Splitting up the Cycle

Now that we have two subgraphs, $G[A']$ and G_B which partition the vertex set of G , we want to also split the cycle C into two subpaths and then embed one of the subpaths into each graph. Recall that $n(C) = \lambda n$ denotes the number of neutral pairs in C . In this section we will assume that C contains many neutral pairs, i.e., that $\lambda > \varepsilon_4$, although the process will be very similar when we consider the case when C is close to the standard orientation. We will begin by assigning vertices to the clusters in the reduced graphs.

Recall that we defined \mathcal{Q} to be a maximal collection of neutral pairs in C , all at a distance at least 3 from each other. Let v^* be a vertex such that both subpaths of C of length $n/2$ which have v^* as an endvertex contain at least $2/5$ of the elements of \mathcal{Q} .

We set $r := \lceil 8/\nu' \rceil$. Recall that the reduced digraphs R_A or R_B are both robust $(\nu'/4, 4\tau')$ -diexpanders. Then, by Lemma 58, given any pair of vertices in R_A or any pair in R_B , we can find any orientation of a path of length r between them. Let

$$s := \lfloor (\log n)^2 \rfloor \quad \text{and} \quad t := \left\lfloor \frac{n - r(s+1)}{s+2} \right\rfloor.$$

We will divide C into overlapping subpaths, sharing endvertices, so that

$$C = Q_1 P_1 Q_2 P_2 \dots Q_s P_s Q^* P^*$$

where Q_1 starts at the vertex v^* and $\ell(P_i) = t$, $\ell(Q_i) = \ell(Q^*) = r$ and $2t \leq \ell(P^*) < 3t$.

Let s_B be a positive integer such that

$$1 < n_B - s_B(r+t) < \ell(P^*).$$

Then define the path

$$P_B := P_B^* Q_1 P_1 \dots Q_{s_B} P_{s_B}$$

where P_B^* is an end segment of P^* chosen so that $|P_B| = n_B$. Then

$$n_B = s_B(r+t) + \ell(P_B^*) + 1. \quad (7.10)$$

Let P_A be the remainder of C , that is

$$P_A := Q'_1 P'_1 \dots Q'_{s_A} P'_{s_A} Q^* P_A^*$$

where $s_A := s - s_B$, $Q'_i := Q_{s_B+i}$, $P'_i := P_{s_B+i}$ and P_A^* is an initial segment of P^* overlapping P_B^* in exactly one place.

We will begin by assigning the vertices of P_B to the vertices of R_B . Ideally, we would like each cluster to be assigned a similar number of vertices and a similar number of neutral pairs. Define a subset $\mathcal{Q}_B \subseteq \mathcal{Q}$ be the set of all neutral pairs which are contained in a P_i for some i and are at a distance at least 3 from its ends. We can apply Lemma 57 with $\gamma = \varepsilon^*/2$ to obtain an embedding of P_1, \dots, P_{s_B} in R_B such that, for all $1 \leq i \leq M_B$:

$$\left| a(i) - \frac{s_B(t+1)}{M_B} \right| \leq \frac{\varepsilon^* s_B(t+1)}{2} \quad \text{and} \quad \left| n(i, \mathcal{Q}_B) - \frac{|\mathcal{Q}_B|}{M_B} \right| \leq \frac{\varepsilon^* s_B(t+1)}{2}$$

and hence

$$\left| a(i) - \frac{s_B t}{M_B} \right| \leq \varepsilon^* s_B t \quad \text{and} \quad \left| n(i, \mathcal{Q}_B) - \frac{|\mathcal{Q}_B|}{M_B} \right| \leq \varepsilon^* s_B t. \quad (7.11)$$

Then

$$\begin{aligned} |a(i) - m_B| &= \left| a(i) - \frac{n_B - |V'_0|}{M_B} \right| \\ &\stackrel{(7.9)}{\leq} \left| a(i) - \frac{n_B}{M_B} \right| + 2\varepsilon_A m_B \\ &\stackrel{(7.10)}{\leq} \left| a(i) - \frac{s_B t}{M_B} \right| + \left| \frac{s_B r + 3t}{M_B} \right| + 2\varepsilon_A m_B \\ &\stackrel{(7.11)}{\leq} \varepsilon^* s_B t + \varepsilon^* m_B + 2\varepsilon_A m_B. \end{aligned} \quad (7.12)$$

Let us now estimate $|\mathcal{Q}_B|$. Recall that \mathcal{Q} is a maximal set of neutral pairs all at a distance at least 3 from each other, so we note that $|\mathcal{Q}| \geq \lambda n/4$. We selected P_B to contain at least $2|\mathcal{Q}|/5 \geq \lambda n/10$ neutral pairs. At most $s_B r + 3t$ neutral pairs can be contained in the paths Q_i and P_B^* . We will lose at most $4s_B$ neutral pairs which are in a P_i but too close to its ends. Therefore,

$$|\mathcal{Q}_B| \geq \lambda n/10 - (s_B r + 3t + 4s_B)$$

and so we use (7.11) to see that

$$\begin{aligned} n(i, \mathcal{Q}_B) &\geq \left(\frac{\lambda n}{10} - (s_B r + 3t + 4s_B) \right) \frac{1}{M_B} - \varepsilon^* s_B t \\ &\geq \frac{\lambda n_B}{6M_B} - 2\varepsilon^* n_B \geq \frac{\lambda m_B}{7}. \end{aligned} \quad (7.13)$$

We now use Lemma 58 to connect each pair P_{i-1}, P_i by a path in R_B which is isomorphic to Q_i . We also greedily extend P_1 backwards by a path isomorphic to $P_B^*Q_1$. This will assign at most

$$s_B r + 3t \leq \varepsilon^* m_B \quad (7.14)$$

additional vertices to each V_i . Let us denote this assignment of P_B to R_B (which can be thought of as a walk in R_B) by W_B .

Step 2: Incorporating the Exceptional Vertices

In this section, we will show that we can modify the walk W_B so as to include all of the vertices in V'_0 . Let us define an extended reduced graph R_B^* to be the graph formed by the union of R_B and the vertices in V'_0 . For each $v \in V'_0$ and each $V_i \in V(R_B)$, we add the edge:

- vV_i if $|N_G^+(V) \cap V_i| > \eta m_B/10$.
- $V_i v$ if $|N_G^-(V) \cap V_i| > \eta m_B/10$.

By our choice of A , we have that v has at least $\eta n_B/3$ inneighbours in B and so v must have at least one inneighbour in R_B^* . For each $v \in V'_0$, choose an inneighbour $V_i \in V(R_B)$ and change the assignment of one neutral pair mapped to $V_i V_{i+1} V_i$ to $V_i v V_i$. This process reduces $a(i+1)$ and $n(i, \mathcal{Q}_B)$ by one. We are able to choose a distinct neutral pair for each vertex in V'_0 since (7.13) implies that $n(i, \mathcal{Q}_B) \geq \lambda m_B/7 > |V'_0|$. After carrying out this process for all exceptional vertices we reduced $a(i)$ by at most $|V'_0| < \varepsilon_A n_B$ for each cluster and we use this together with (7.12) and (7.14), to see that for all $V_i \in V(R_B)$ the modified $a(i)$ now satisfies

$$|a(i) - m_B| \leq \varepsilon^* s_B t + \varepsilon^* m_B + 2\varepsilon_A m_B + \varepsilon^* m_B + |V'_0| < 4\varepsilon_A n_B. \quad (7.15)$$

We also note that for each V_i we still have

$$n(i, \mathcal{Q}_B) \geq \frac{\lambda m_B}{7} - |V'_0| \geq \frac{\lambda m_B}{8}.$$

Each vertex assigned to a $V_i \in V(R_B)$ must have both of its neighbours in $V_{i-1} \cup V_{i+1}$, unless it is the assignment of a vertex in a Q_i or was part of a neutral pair used to incorporate an exceptional vertex. So there can be at most $\varepsilon_A n_B + 2|V'_0| \leq 3\varepsilon_A n_B$ vertices assigned to some V_i which do not have their neighbours in $V_{i-1} \cup V_{i+1}$. Therefore, we have found a $(4\varepsilon_A, 3\varepsilon_A)$ -corresponding assignment of P_B to R_B^* .

Step 3: Obtaining a Balanced Assignment

We will now show that we can use skewed traverses to modify the assignment so that it becomes balanced, that is, every cluster is assigned exactly m_B vertices. For each cluster $V_i \in V(R_B)$ with $a(i) > m_B$, choose a cluster V_j with $a(j) < m_B$.

By Proposition 59, we can find a skewed traverse $T(V_{i-1}, V_j)$ of length $\ell \leq \lceil 4/\nu' \rceil$ in R_B , say,

$$T(V_{i-1}, V_j) = V_{i-1}V_{i_1}, V_{i_1-1}V_{i_2}, V_{i_2-1}V_{i_3}, \dots, V_{i_\ell-1}V_j.$$

As detailed in Section 7.1.3, we can use this skewed traverse to reduce $a(i)$ by one and increase $a(j)$ by one. We do this by replacing sections of W_B which correspond to the assignment of a neutral pair in C and are of the form

$$V_{i-1}V_iV_{i-1}, V_{i_1-1}V_{i_1}V_{i_1-1}, V_{i_2-1}V_{i_2}V_{i_2-1}, \dots, V_{i_\ell-1}V_{i_\ell}V_{i_\ell-1}$$

by edges from $T(V_{i-1}, V_j)$:

$$V_{i-1}V_{i_1}V_{i-1}, V_{i_1-1}V_{i_2}V_{i_1-1}, V_{i_2-1}V_{i_3}V_{i_2-1}, \dots, V_{i_\ell-1}V_jV_{i_\ell-1}.$$

The number of vertices assigned to all other clusters in R_B remains unchanged. Since

$$n(i, \mathcal{Q}_B) \geq \lambda m_B / 8 > 4\varepsilon_A M_B n_B \geq \sum_{i=1}^{M_B} |a(i) - m_B|$$

we are able to carry out this process for all clusters V_i with $a(i) > m_B$ to obtain a balanced embedding which we continue to call W_B .

We can check that each cluster $V_i \in V(R_B)$ has now been assigned at most $3\varepsilon_A n_B + 8\varepsilon_A M_B n_B < 9\varepsilon_A M_B n_B$ vertices which do not have both of their neighbours in $V_{i-1} \cup V_{i+1}$. So we now have that W_B is a $9\varepsilon_A M_B$ -corresponding embedding of P_B into R_B^* .

Step 4: Finding a Copy of P_B in G_B

Now that we have found a $9\varepsilon_A M_B$ -corresponding assignment of P_B to R_B^* , we will show that we can use this to find an embedding, W'_B , of P_B in the graph G_B . This embedding will have the following properties:

- Each vertex of P_B assigned to some $v \in V'_0$ by W_B is also assigned to v by W'_B ;
- For each $V_i \in V(R_B)$, each occurrence of V_i in W_B is replaced by a unique vertex in V_i ;
- Each edge of W_B which does not lie on an edge of F_B is mapped to an edge in G_B .

Define $W_{B,1}$ to be the digraph consisting of all maximal walks, $u_{i,1}u_{i,2} \dots u_{i,\ell_i}$, in W_B of length at least 3 and with all their edges lying on F_B . Let $W_{B,2}$ be the digraph $W_B \setminus W_{B,1}$. Then $W_{B,2}$ is a union of walks of the form $v_{i,1}v_{i,2} \dots v_{i,k_i}$ where $u_{i,1} = v_{i-1,k_{i-1}}$ and $u_{i,\ell_i} = v_{i,k_i}$.

A walk might be in $W_{B,2}$ because of any of the following three of our earlier techniques:

1. Incorporating an exceptional vertex;

2. Embedding the paths Q_i and P_B^* ;
3. Using skewed traverses to correct imbalances.

These are the only situations in which a walk in $W_{B,2}$ can arise, since we asked that all neutral pairs in \mathcal{Q} were separated by at least 3 edges.

Let us embed the paths of $W_{B,2}$ greedily in the following way. If the walk is of type 1, then let $v \in V'_0$ be the exceptional vertex and V_i the cluster adjacent to v in W_B . Recall that we chose V_i so that $|N_G^-(v) \cap V_i| > \eta m_B/10$. Since $|V'_0| < \varepsilon_A n_B \leq \varepsilon m_B/3$, we can choose distinct vertices $x, y \in N_G^-(v) \cap V_i$ for each such path. If the walk is of type 2, then we will again embed the walk greedily so that its image is a path, this time in the graph $G_B^* \subseteq G_B$. We use that each edge of R_B corresponds to an ε -regular pair of density at least d and that the total length of paths of type 2 is at most $s_B r + 3t \leq \varepsilon m_B/3$ (together with Proposition 1 and Proposition 3). The final type, type 3, comes from a skewed traverse and will be of the form $V_i V_j V_i$. We must embed at most $3(9\varepsilon_A M_B n_B) \leq \varepsilon m_B/3$ vertices into paths of this type, so we can again assign these vertices greedily. We have now embedded all walks in $W_{B,2}$ so that the image of each of the walks is a path.

For each V_i let $S_i \subseteq V_i$ be the set consisting of all vertices which have not yet been assigned a vertex or have been assigned an endvertex in $W_{B,2}$. We then apply Lemma 53 to the graph G_B^* with $H := W_{B,1}$ and with x_{P_i} defined to be the vertex in G_B^* assigned $u_{i,1}$ and y_{P_i} the vertex assigned u_{i,ℓ_i} . We obtain an embedding of $W_{B,1}$ into $G_B^*[\bigcup S_i]$. Together with the embedding of $W_{B,2}$, we obtain an embedding of P_B in G_B which satisfies all of the desired properties.

Step 5: Finding a Copy of C in G

Let $u, v \in V(G)$ be the vertices to which we assigned the endvertices of P_B . We must now find an embedding of

$$P_A = Q'_1 P'_1 \dots Q'_{s_A} P'_{s_A} Q^* P_A^*$$

in the graph $G_A := G[A' \cup \{u, v\}]$ which starts at v and ends at u . We will follow an almost identical method to that for embedding P_B , the main difference will be that this time we only have two exceptional vertices, u and v .

Define $\mathcal{Q}_A \subseteq \mathcal{Q}$ to be the set of all neutral pairs which are contained in a P'_i and are at a distance at least 3 from its ends. Then embed the P'_i using Lemma 57 and use Lemma 58 to embed Q'_i for each $i > 1$, as in Step 1. We must also greedily embed P_A^* and again use Lemma 58 connect this path to P'_{s_A} by a path isomorphic to Q^* . In Step 2, we only have to consider the exceptional set $\{u, v\}$ and then we repeat Steps 3 and 4 to correct imbalances and then find a copy of P_A in G_A from v to u . All of the equations follow through after replacing m_B, M_B, s_B by m_A, M_A, s_A . We combine these embeddings to obtain a copy of C in G .

7.4 Case 2: C Contains Few Neutral Pairs

In this case, the cycle C is close to the standard orientation. A lot of the methods used will be similar to those in Case 1 but, since C now contains few neutral pairs, we will need a new way to incorporate exceptional vertices and correct imbalances. Unless otherwise stated, the notation used in this section is as defined for Case 1.

Step 1': Splitting up the Cycle

Let us define

$$\ell_B := \left\lceil \frac{4}{\nu'} \right\rceil M_B.$$

Since R_B is a robust $(\nu'/4, 4\tau')$ -outexpander, Proposition 59 implies that ℓ_B is the maximum number of cycles that must be traversed by a shifted walk between any two vertices in R_B . Split the cycle into subpaths P_A and P_B as in Step 1 (this time v^* can be taken to be any vertex in C). We define a *long run* to be a directed subpath of C of length $3\ell_B$. Let \mathcal{Q}'_B be a maximal collection of long runs in P_B all oriented in the same direction and at a distance at least 3 from each other. We observe that

$$|\mathcal{Q}'_B| \geq \left\lfloor \frac{n_B - 1}{3\ell_B + 3} \right\rfloor - 2\lambda n \geq \frac{\nu' n_B}{50M_B}.$$

We have subtracted $2\lambda n$ since a neutral pair or an inverse neutral pair can both prevent a long run.

We let $\mathcal{Q}_B \subseteq \mathcal{Q}'_B$ be a maximal subset containing long runs which are contained in a P_i , and at a distance at least 4 from its ends, and are all oriented in the same direction. We will assume that all of the long runs in \mathcal{Q}_B are oriented in the same direction as F_B . Since $\ell(Q_i) + 8 = r + 8 < 3\ell_B$, the path formed by Q_i together with the last 4 edges of P_{i-1} and the initial 4 edges of P_i can intersect at most 2 long runs in \mathcal{Q}'_B . The path $Q^*P_B^*$ extended backwards by 4 edges has length at most $r + 3t + 4$ so it can also intersect at most $4t/3\ell_B$ long runs. So we lose at most $2s_B + 4t/3\ell_B$ long runs in \mathcal{Q}' because they are intersected by a Q_i or $Q^*P_B^*$ or are too close to a Q_i . We lose at most half of the remaining long runs by selecting a maximal set oriented in the same direction. Hence

$$|\mathcal{Q}_B| \geq \frac{1}{2} \left(\frac{\nu' n_B}{50M_B} - (2s_B + 4t/3\ell_B) \right) \geq \frac{\nu' n_B}{110M_B}.$$

We apply Lemma 57 to R_B with P_1, \dots, P_{s_B} , \mathcal{Q}_B and $\varepsilon^*/2$ to obtain an embedding of the P_i with

$$\left| a(i) - \frac{s_B t}{M_B} \right| \leq \varepsilon^* s_B t \quad \text{and} \quad n(i, \mathcal{Q}_B) \geq \frac{|\mathcal{Q}_B|}{M_B} - \varepsilon^* s_B t \geq \frac{\nu' n_B}{120M_B^2}.$$

Exactly as in Step 1, we use Lemma 58 to connect each pair P_{i-1}, P_i by a path isomorphic to Q_i . We also greedily extend P_1 backwards by a path isomorphic to $P_B^*Q_1$. This process assigns at most $s_B r + 3t \leq \varepsilon^* m_B$ additional vertices to each V_i . Let us denote this assignment of P_B to R_B by W_B . As before, we will view W_B as a walk in R_B .

Step 2': Incorporating the Exceptional Vertices

Suppose that $v \in V'_0$. Then let $V_i, V_j \in V(R_B)$ be such that $V_i v, v V_j \in E(R_B^*)$, we can find such clusters by the definition of R_B^* and our choice of A . Choose a long run in \mathcal{Q}_B whose initial vertex is assigned to V_i . Note that since M_B divides $3\ell_B$, the subwalk of W_B corresponding to this long run also ends at V_i . We will show that we can replace the assignment of this long run in R_B by an extended shifted walk W' in order to incorporate v without significantly changing the number of vertices assigned to any cluster. Let W' be the following walk of length $3\ell_B$

$$W' := V_i v W(V_j, V_{i+3}) F_B F_B \dots F_B V_i.$$

Notice that, since the walk $W(V_j, V_{i+3}) \setminus \{V_j, V_{i+3}\}$ visits all clusters in R_B the same number of times, we have that M_B divides $V_i v W(V_j, V_{i+3}) F_B V_i$. As M_B divides $3\ell_B$, by adding as many extra copies of F_B as necessary, we can indeed find a walk of the form W' which finishes at V_i . This replacement causes:

- $a(i+1)$ and $a(i+2)$ to decrease by one;
- $a(j)$ to increase by one.

If we carry out this process for all exceptional vertices then, as in Case 1, we have that for all $V_i \in V(R_B)$

$$|a(i) - m_B| \leq \varepsilon^* s_B t + \varepsilon^* m_B + 2\varepsilon_A m_B + \varepsilon^* m_B + |V'_0| < 4\varepsilon_A n_B.$$

We observe that for each V_i

$$n(i, \mathcal{Q}_B) \geq \frac{\nu' n_B}{120M_B^2} - |V'_0| \geq \frac{\nu' n_B}{150M_B^2}.$$

We also have at most $\varepsilon_A n_B + 4|V'_0| \leq 5\varepsilon_A n_B$ vertices assigned to V_i which do not have their neighbours assigned to $V_{i-1} \cup V_{i+1}$. These vertices arose when we embedded the Q_i (at most $\varepsilon_A n_B$ vertices) and when we replaced the assignment of a long run in order to incorporate an exceptional vertex. Each of the replacement walks creates at most 4 of these vertices - the clusters adjacent to the exceptional vertices and at either end of the shifted walk. So our current assignment of P_B in R_B^* is a $(4\varepsilon_A, 5\varepsilon_A)$ -corresponding assignment.

Step 3': Obtaining a Balanced Assignment

We must now modify our assignment to obtain a balanced assignment. We will do this using shifted walks. Suppose that $V_i \in V(R_B)$ with $a(i) > m_B$, then we can find $V_j \in V(R_B)$ such that $a(j) < m_B$. We replace a subwalk in W_B corresponding to the assignment of a long run which starts at V_{i-1} by a walk

$$W(V_{i-1}, V_j) W(V_j, V_{i+1}) F_B \dots F_B V_{i-1}$$

of length $3\ell_B$. We are able to find a walk of this length since M_B divides $3\ell_B$. As discussed in Section 7.1.3, this decreases $a(i)$ by one, increases $a(j)$ by one and leaves $a(p)$ unchanged for all $p \neq i, j$. Since

$$n(i, \mathcal{Q}_B) \geq \frac{\nu' n_B}{150M_B^2} > 4\varepsilon_A n_B,$$

for all $V_i \in V(R_B)$, we can obtain a balanced assignment by repeating this process as many times as necessary.

There are now at most

$$5\varepsilon_A n_B + 4(4\varepsilon_A n_B) = 21\varepsilon_A n_B$$

vertices assigned to each V_i which do not have their neighbours assigned to $V_{i-1} \cup V_{i+1}$. So we currently have a $21\varepsilon_A$ -corresponding assignment of P_B to R_B^* .

Step 4': Finding a Copy of P_B in G_B

We define $W_{B,1}$ and $W_{B,2}$ exactly as in Step 4. Since the total length of the paths in $W_{B,2}$ is at most $21\varepsilon_A n_B M_B < \varepsilon m_B$, we can follow the same process as in Step 4 to find a copy of P_B in G_B .

Step 5': Finding a Copy of C in G

As in Step 5, we repeat Steps 1' to 4' to find a copy of P_A in G_A , starting and finishing at the required vertices. This embedding, together with the embedding of P_B in G_B , gives the desired cycle C in G . This completes the proof of Theorem 49.

Chapter 8

Conclusion

Szemerédi's Regularity Lemma, Lemma 9, has been fundamental throughout this project. Roughly speaking, it tells us that we can approximate any sufficiently large graph by a random-like graph. It allows us to partition the vertices of the graph into a bounded number of clusters so that most of the clusters induce ε -regular pairs. Whilst it would be very difficult to embed straight into the graph G , it is a much more manageable task to begin by embedding an often simpler structure into the reduced graph. Then, using the Key Lemma, Lemma 19, or some form of the Blow-up Lemma of Komlós, Sárközy and Szemerédi, we find an embedding of the desired subgraph in G . This method works for digraphs as well as undirected graphs since there is an analogue of the Regularity Lemma for digraphs due to Alon and Shapira, the Diregularity Lemma, Lemma 39.

Using the regularity method, we were able to prove some well-known results in extremal graph theory including the Erdős-Stone theorem. The Erdős-Stone theorem has a famous corollary which determines asymptotically the number of edges required in a graph G to force a copy of any non-bipartite graph H as a subgraph. We also considered an application to Ramsey theory. Recall that the Ramsey number $R(H)$ is defined to be the smallest natural number such that any colouring of the edges of a complete graph on $R(H)$ vertices using two colours yields a monochromatic copy of H . In general these numbers are very difficult to calculate. Using the Regularity Lemma we proved Theorem 27, giving a bound on $R(H)$ which is linear in $|H|$ for graphs H of bounded maximum degree. This is a significant improvement on the usual exponential bound if the maximum degree of H is not bounded.

A key aim in extremal graph theory is often to find a spanning structure in a graph. As we saw, this presents a new problem, it is relatively easy to find a structure in the reduced graph but we are now forced to find a way to incorporate the exceptional vertices as well. For instance, the third application of the Regularity Lemma which we met involved finding perfect F -packings. Recall that a perfect F -packing in a graph G is a spanning subgraph of G consisting of vertex disjoint copies of F . Tutte's theorem completely characterises those graphs which contain a perfect matching but Hell and Kirkpatrick [10] showed that the decision problem of whether a graph G contains a perfect F -packing is NP-complete if F contains a component on at least three vertices. So instead

of aiming for a characterisation of all graphs containing a perfect F -packing, it makes sense to look for sufficient minimum degree conditions. In particular, we used the regularity method to find a minimum degree condition for a sufficiently large graph to contain a perfect C_6 -packing. In [15], Komlós, Sárközy and Szemerédi, give a minimum degree condition for general graphs F based on the chromatic number. Kühn and Osthus, in [16], improved this to a result which is best possible up to a constant by using a refinement of the chromatic number.

Hamilton cycles were the main focus for the remainder of this project. Again, since the Hamilton cycle problem is NP-complete, it is unlikely that we can completely describe all graphs which have a Hamilton cycle so instead we look for sufficient conditions. These conditions will often involve the minimum (semi)degree, for example Dirac's theorem for graphs [6] or Ghouila-Houri's theorem for digraphs [8], or the degree sequence of the graph or digraph. If G is an undirected graph then Chvátal's theorem, Theorem 29, describes all degree sequences which guarantee a Hamilton cycle. Nash-Williams conjectured that an analogue of this result holds for digraphs. This conjecture remains an open problem, in fact, it is still unknown whether the degree sequence conditions of the conjecture even guarantee that every pair of vertices lie on a cycle.

Conjecture 30 (Nash-Williams, [22]). *Suppose that G is a strongly connected digraph on $n \geq 3$ vertices such that*

$$(i) \ d_i^+ \geq i + 1 \text{ or } d_{n-i}^- \geq n - i \text{ and}$$

$$(ii) \ d_i^- \geq i + 1 \text{ or } d_{n-i}^+ \geq n - i$$

for all $i < n/2$. Then G contains a Hamilton cycle.

In Chapter 6 we defined a robust outexpander, originally introduced by Kühn, Osthus and Treglown in [19]. Robust outexpanders have proved to be very useful in the study of Hamilton cycles. Informally, a graph is said to be a robust (ν, τ) -outexpander if when we consider any subset $S \subseteq V(G)$ which is neither too small nor too large, the set of vertices having at least νn inneighbours in S is slightly larger than S . So the expansion property of G is resilient in that it cannot be destroyed by deleting a small number of vertices or edges. We are interested in such graphs because they are fairly common, for example, any sufficiently large oriented graph with minimum semidegree at least $(3/8 + \alpha)n$ is a robust outexpander. We also showed that satisfying degree sequence conditions which are slightly stronger than those in Conjecture 30 implies robust outexpansion in Lemma 34. In Theorem 42 we showed that we can find a Hamilton cycle in a robust outexpander of linear minimum degree and hence we were able to prove an approximate version of Nash-Williams' conjecture.

In Theorem 31, Keevash, Kühn and Osthus prove that a minimum semidegree of $(3n - 4)/8$ guarantees a Hamilton cycle in a sufficiently large oriented graph. Interestingly, we saw that this bound no longer suffices when we instead ask for Hamilton cycles of all possible orientations. In Theorem 44, Kelly showed that a minimum semidegree of $(3/8 + \alpha)n$ guarantees any orientation of a Hamilton cycle in any sufficiently large oriented graph.

Theorem 44 (Kelly, [12]). *For every $\alpha > 0$ there exists an integer $n_0 = n_0(\alpha)$ such that every oriented graph on $n \geq n_0$ vertices with $\delta^0(G) \geq (3/8 + \alpha)n$ contains every orientation of a Hamilton cycle.*

Whether we can improve on this result to obtain an exact bound is an open problem. To attempt to answer this question for all possible orientations of a Hamilton cycle might be unrealistic but it would become more approachable if we were to restrict ourselves to finding, say, anti-directed Hamilton cycles.

Since we know that a graph satisfying the conditions of Theorem 44 is a robust outexpander, it seemed natural to try to generalise this result for robust outexpanders. We obtained Theorem 46, proving that every sufficiently large robust outexpander of linear minimum semidegree contains any orientation of a Hamilton cycle.

Theorem 46. *Let n_0 be a positive integer and ν, τ, η be positive constants such that $1/n_0 \ll \nu \leq \tau \ll \eta < 1$. Let G be a digraph on $n \geq n_0$ vertices with $\delta^0(G) \geq \eta n$ and suppose G is a robust (ν, τ) -outexpander. Then G contains every orientation of a Hamilton cycle.*

We note that Theorem 44 follows from Theorem 46 and we also obtain a degree sequence condition guaranteeing any orientation of a Hamilton cycle as a corollary.

Bibliography

- [1] N. Alon and D. Shapira. Testing Subgraphs in Directed Graphs, *Journal of Computer and System Sciences* **69** (2004) 354–382.
- [2] B. Bollobás. Modern Graph Theory. Graduate Texts in Mathematics; 184, Springer (1998).
- [3] J.A. Bondy and U.S.R. Murty. Graph Theory, Graduate Texts in Mathematics; 244, Springer (2008).
- [4] D. Christofides, P. Keevash, D. Kühn and D. Osthus. A Semi-exact Degree Condition for Hamilton Cycles in Digraphs, *SIAM Journal Discrete Math.* **24** (2010) 709–756.
- [5] R. Diestel. Graph Theory, Graduate Texts in Mathematics; 173, Springer-Verlag (2005, 3rd edition).
- [6] G.A. Dirac. Some Theorems on Abstract Graphs, *Proc. London Math. Soc.* **2** (1952), 69–81.
- [7] A. Frieze and M. Krivelevich. On Packing Hamilton Cycles in Epsilon-Regular Graphs, *J. Combinatorial Theory B* **94** (2005) 159–172.
- [8] A. Ghouila-Houri. Une Condition Suffisante d’Existence d’un Circuit Hamiltonien, *C.R. Acad. Sci. Paris* **25** (1960), 495–497.
- [9] R. Häggkvist and A. Thomason. Oriented Hamilton Cycles in Oriented Graphs, *Combinatorics, Geometry and Probability*, Cambridge University Press (1997) 339–353.
- [10] P. Hell and D.G. Kirkpatrick. On the Complexity of General Graph Factor Problems, *SIAM J. Computing* **83** (2009) 601–609.
- [11] P. Keevash, D. Kühn and D. Osthus. An Exact Minimum Degree Condition for Hamilton Cycles in Oriented Graphs, *Journal of the London Math. Soc.* **79** (2009) 144–166.
- [12] L. Kelly. Arbitrary Orientations of Hamilton Cycles in Oriented Graphs, *The Electronic Journal of Combinatorics* **18** (2011).
- [13] L. Kelly, D. Kühn and D. Osthus. A Dirac Type Result on Hamilton Cycles in Oriented Graphs, *Combin. Probab. Comput.* **17** (2008) 689–709.

- [14] J. Komlós, G.N. Sárközy and E. Szemerédi. Blow-up Lemma, *Combinatorica* **17** (1997) 109–123.
- [15] J. Komlós, G.N. Sárközy and E. Szemerédi. Proof of the Alon-Yuster Conjecture, *Discrete Math.* **235** (2001) 255–260.
- [16] D. Kühn and D. Osthus. The Minimum Degree Threshold for Perfect Graph Packings, *Combinatorica* **29** (2009) 65–107.
- [17] D. Kühn and D. Osthus. Embedding Large Subgraphs into Dense Graphs, *Surveys in Combinatorics, London Math. Soc. Lecture Notes 365*, Cambridge University Press (2009), 137–167.
- [18] D. Kühn and D. Osthus. A Survey on Hamilton Cycles in Directed Graphs, *European J. Combinatorics* **33** (2012), 750–766.
- [19] D. Kühn, D. Osthus and A. Treglown. Hamilton Degree Sequences in Digraphs, *J. Combinatorial Theory B* **100** (2012) 367–380.
- [20] D. Kühn and D. Osthus. Hamilton Decompositions of Regular Expanders: A Proof of Kelly’s Conjecture for Large Tournaments, *Advances in Math.* **237** (2013) 62–146.
- [21] M. Molloy and B. Reed. Graph Colouring and the Probabilistic Method. Springer (2002).
- [22] C.St.J.A. Nash-Williams. Hamiltonian Circuits, *Studies in Math.* **12** (1975) 301–360.
- [23] L. Pósa. A Theorem Concerning Hamiltonian Lines, *Magyar Tud. Akad. Mat. Fiz. Oszt. Kozl.* **7** (1962), 225–226.
- [24] A. Schrijver. A Pythagoras Proof of Szemerédi’s Regularity Lemma, *ArXiv: 1212.3499v1 [math.CO]* (2012).
- [25] E. Szemerédi. Regular Partitions of Graphs, *Problèmes Combinatoires et Théorie des Graphes Colloques Internationaux CNRS* **260** (1978) 399–401.