

Spectral networks and higher web-like structures

Natalia Saulina

Department of Physics and Astronomy,
Rutgers, The State University of New Jersey

December 13, 2021

Abstract

We derive traffic rule for spectral networks for A_2 theory for Riemann surface C with punctures and use it to study in details the moduli space \mathcal{M} of flat $GL(3, \mathbb{C})$ connections on \mathbb{P}^1 with 3 full punctures. We apply the simplified traffic rule to find the global description of \mathcal{M} as the fibration with symplectic fibers and to study the space of line defects in 4d theory corresponding to the conformal point in the base of \mathcal{M} . We define higher web-like structures, not previously discussed in the literature. They give rise to line defects independent of the defects corresponding to the traces of holonomies.

1 Introduction

Moduli spaces of flat $GL(K, \mathbb{C})$ connections on Riemann surfaces with punctures play a key role [1, 2] in the study of line defects in $\mathcal{N} = 2, d = 4$ supersymmetric theories. In particular, the algebra of functions on these moduli spaces is relevant for computing the Operator Product Expansion of line defects.

An explicit description of moduli spaces of flat $GL(K, \mathbb{C})$ connections and their algebras of functions was proposed in [3, 4] by means of spectral networks. Alternatively, Fock-Goncharov construction [8] of moduli spaces of flat $PGL(K, \mathbb{C})$ connections was fruitfully used [9, 10] in the literature on line defects. Traffic rule is a crucial tool in the description of these moduli spaces. For A_1 theory the traffic rule was formulated in [5, 6] and used in [1, 4]. See also a review [7] on this subject. In this note we derive traffic rule for A_2 theory for general Riemann surface C (without boundary but with punctures) and use it to discuss in details the moduli space \mathcal{M} of flat $GL(3, \mathbb{C})$ connections on \mathbb{P}^1 with 3 full punctures.

In the spectral network approach, one triangulates a Riemann surface C such that punctures serve as vertices of the triangles and considers branched cover Σ with $\frac{1}{2}K(K-1)$ branch points in each triangle. To explicitly write down a monodromy of a flat $GL(K, \mathbb{C})$ connection on C around an arbitrary contour one needs to formulate the traffic rule. For A_K theory with $K > 1$ the prescription of how to cross branch cuts and edges of the triangles was missing, and we provide it in Section 3 for A_2 theory. Then we pass to a simplified version of spectral network which is sufficient to describe monodromies of homotopy classes of curves. Traffic rule for simplified spectral networks generalizes easily to A_K theory with $K > 2$ (see Section 4).

We apply the simplified traffic rule to find the global description of \mathcal{M} as the fibration with symplectic fibers given in (11) and to study the space of line defects in 4d theory corresponding to the conformal point in the base of \mathcal{M} . We show that basic webs give rise to line defects that are linear combinations of defects arising from traces of holonomies. We define higher web-like structures, not previously discussed in the literature, and show that they give rise to line defects independent of the defects corresponding to the traces of holonomies.

This note is organized as follows. In Section 2 we review some basic facts about the moduli space \mathcal{M} of flat $GL(3, \mathbb{C})$ connections on $C = \mathbb{P}^1/\{v_1, v_2, v_3\}$. In Section 3 we provide traffic rule for A_2 theory for general C (without boundary but with punctures) and use the traffic rule to describe \mathcal{M} by means of spectral networks and to find the global description of \mathcal{M} . In Section 4 we formulate the simplified traffic rule for A_2 theory and generalize it for A_K theory with $K > 2$. In Section 5 we discuss the space of line defects at the conformal point. In Section 6 we give an explicit relation between the spectral network and Fock-Goncharov descriptions.

2 Flat $GL(3, \mathbb{C})$ connections on \mathbb{P}^1 with three punctures

Moduli space \mathcal{M} of flat $GL(3, \mathbb{C})$ connections on $C = \mathbb{P}^1/\{v_1, v_2, v_3\}$ can be parametrized by three $GL(3, \mathbb{C})$ matrices M_1, M_2, M_3 up to simultaneous conjugation $M_i \mapsto hM_ih^{-1}$ and a constraint

$$M_1 M_2 M_3 = \mathbb{I}.$$

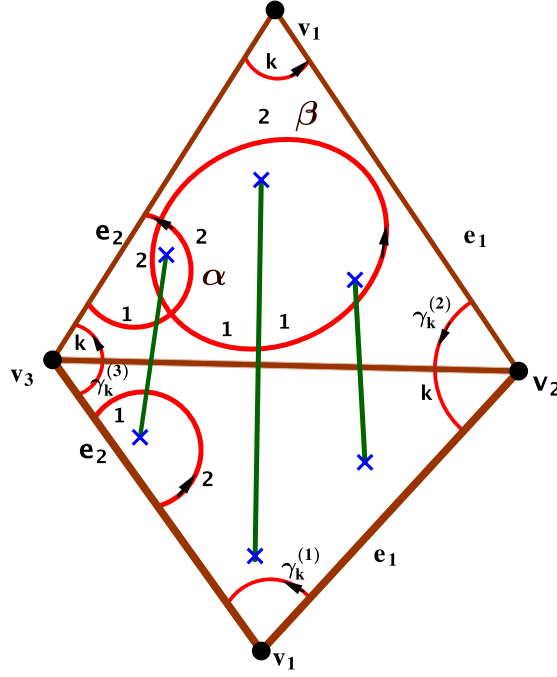


Figure 1: Basis of non-trivial 1-cycles on Σ . Numbers indicate sheets of the cover.

These matrices are monodromies around the punctures with some fixed based point. Counting independent parameters gives ten-dimensional moduli space:

$$3 \times 9 - 9 - 8 = 10$$

where we took into account that conjugation with $h = \lambda \mathbb{I}$ lives the constraint invariant.

\mathcal{M} is a Poisson manifold and the Darboux coordinates X_{γ_i} can be identified, following the general proposal in [3], with holonomies of a flat abelian connection around basic non-trivial 1-cycles γ_i on $3 : 1$ branched cover $\Sigma \mapsto C$. There are three branch points of the type $12, 23, 12$ respectively in each triangle of a chosen triangulation of C . The Poisson structure is simply

$$\{X_{\gamma_i}, X_{\gamma_j}\} = \langle \gamma_i, \gamma_j \rangle X_{\gamma_i} X_{\gamma_j}$$

where $\langle \cdot, \cdot \rangle$ is the intersection pairing between the 1-cycles. Applying Hurwitz formula, we find that for $C = \mathbb{P}^1 / \{v_1, v_2, v_3\}$ the cover Σ is \mathbb{T}^2 with nine punctures. The basis of 1-cycles on Σ is shown in Figure 1.

The only non-zero Poisson bracket is

$$\{X_\alpha, X_\beta\} = X_\alpha X_\beta$$

The 1-cycles $\gamma_k^{(a)}$ go around nine punctures $p_k^{(a)}$ on Σ which are lifts to the $k = 1, 2, 3$ sheet of the three punctures v_a on C . The corresponding Darboux coordinates $X_{\gamma_k^{(a)}}$ are in the center of the Poisson algebra and satisfy

$$\prod_{a=1}^3 \prod_{k=1}^3 X_{\gamma_k^{(a)}} = 1.$$

\mathcal{M} has the structure of a fibration over the manifold parametrized by $X_{\gamma_k^{(a)}}$ with a fiber being a complex symplectic manifold with coordinates X_α, X_β . By fixing conjugacy classes of monodromies around punctures, one fixes a point in the base and works with this symplectic manifold.

3 \mathcal{M} from spectral network

Here we describe \mathcal{M} by means of spectral networks. In Section 3.1 we discuss the details of the traffic rule required to construct a flat connection on a trivialized $GL(3, \mathbb{C})$ bundle on a Riemann surface C with punctures. In Section 3.2 we apply this to compute monodromies around punctures for $C = \mathbb{P}^1/\{v_1, v_2, v_3\}$ and to provide the global description of \mathcal{M} .

3.1 Traffic rule for A_2 theory

The notion of a spectral network was introduced in [3] as a tool for the computation of BPS degeneracies in $\mathcal{N} = 2$ theories. In the same paper, it was also proposed to use spectral networks to construct flat connections on a trivialized $GL(K, \mathbb{C})$ bundle on a Riemann surface C with punctures. In this construction, one triangulates C such that punctures serve as vertices of the triangles and considers branched cover Σ with $\frac{1}{2}K(K-1)$ branch points in each triangle. S -walls of various type start at branch points and go to the punctures in such a way that in each triangle there is a level K lift of AD_1 theory. In [4] two types of level K lifts were introduced - Yin and Yang. In Section 3 we work with the Yin type, but in Section 4 we describe simplified traffic rule for both types. Given a triangulation of C and a trivialization of the $GL(K, \mathbb{C})$ bundle, an assignment of Yin and Yang networks to the triangles gives a chart of an atlas with which we can describe \mathcal{M} .

$GL(K, \mathbb{C})$ matrices that describe crossing S -walls (from right to left) were found in [4]. For example for $K = 3$, these matrices are

$$S_{12} = \begin{pmatrix} 1 & 1 & 0 \\ 0 & 1 & 0 \\ 0 & 0 & 1 \end{pmatrix}, \quad S_{23}(r) = \begin{pmatrix} r & 0 & 0 \\ 0 & 1 & 1 \\ 0 & 0 & 1 \end{pmatrix}, \quad S_{21}(r) = \begin{pmatrix} 1 & 0 & 0 \\ -1 & 1 & 0 \\ 0 & 0 & r \end{pmatrix}, \quad S_{32} = \begin{pmatrix} 1 & 0 & 0 \\ 0 & 1 & 0 \\ 0 & -1 & 1 \end{pmatrix}.$$

Here r is a complex parameter for each triangle.

To explicitly write down a monodromy of a flat connection on a trivialized $GL(K, \mathbb{C})$ bundle on C around an arbitrary contour \mathcal{P} one needs to formulate the traffic rule i.e. prescribe what $GL(K, \mathbb{C})$ transformation corresponds to crossing of the path \mathcal{P} with S -walls as well as with various branch cuts and edges of the triangles. For A_1 theory the complete traffic rule was formulated in [1, 4]. For A_K theory with $K > 1$ the prescription of how to cross branch cuts and edges was missing, and we provide it in this note.

It is nontrivial to observe that the traffic rule depends on a choice of branch cuts. Moreover, each branch cut is split into segments by S -walls intersecting it. To ensure the flatness of the connection, implying that monodromy is an identity matrix around any contractible cycle on C , we have to assign certain matrices σ_I to crossing various segments I of the branch cuts. It is sufficient to determine σ_I for $C = \mathbb{P}^1/\{v_1, v_2, v_3\}$ (as in Figure 2) since similar matrices, though depending on the parameter r for the appropriate triangle, describe crossing the branch cuts in the other triangles for more general C (see Figure 3).

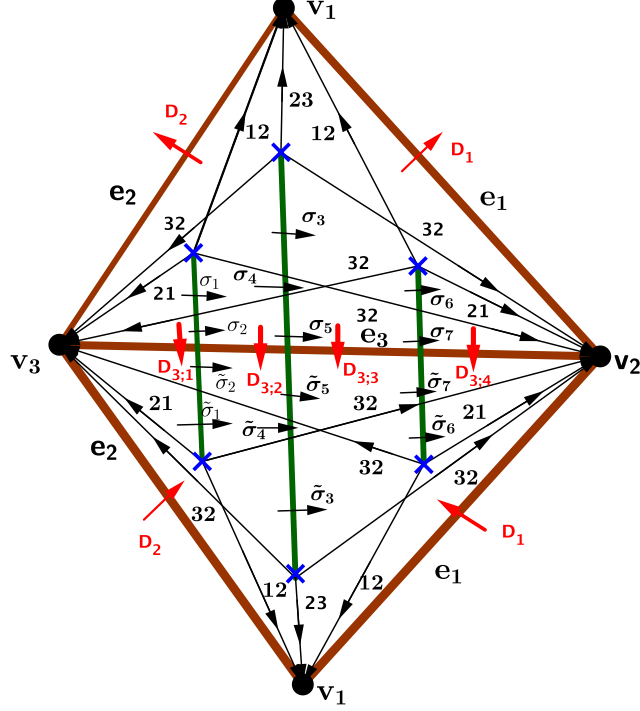


Figure 2: Traffic rule for A_2 theory on $\mathbb{P}^1/\{v_1, v_2, v_3\}$. The upper (lower) triangle is characterized by complex parameter $r_2(r_1)$.

For technical reasons we choose¹ branch cuts so that each edge is either not intersected by branch cuts or is intersected precisely by $\frac{1}{2}K(K-1)$ branch cuts. If the edge of the triangle is not intersected by branch cuts, we assign diagonal matrix to the crossing of this edge. If the edge j is crossed by the cuts, we assign diagonal crossing matrix $D_{(j;1)}$ to the left-most segment of the edge, while crossing matrices $D_{(j;a)}$ for all other segments of this edge (i.e. $a = 2, \dots, \frac{1}{2}K(K-1) + 1$) are determined in terms of $D_{(j;1)}$ and matrices σ_I of crossing the branch cuts. It turns out that $D_{(j;a)}$ $a = 2, \dots, \frac{1}{2}K(K-1)$ are non-diagonal matrices.

In Figure 2 we give an example of the traffic rule for A_2 theory on $C = \mathbb{P}^1/\{v_1, v_2, v_3\}$. To ensure the flatness of the connection, implying that monodromy is identity matrix around any contractible cycle on $\mathbb{P}^1/\{v_1, v_2, v_3\}$, we have to assign the following matrices to crossing various segments of the branch cuts

$$\begin{aligned} \sigma_2 &= S_{12}^{-1} S_{21}^{-1}(r_2) S_{32}^{-1}, & \tilde{\sigma}_2 &= S_{12} S_{21}(r_1) S_{32} \\ \sigma_5 &= S_{32}^{-1} S_{23}^{-1}(r_2) S_{12}^{-1} S_{32}^{-1} S_{12}, & \tilde{\sigma}_5 &= S_{32} S_{23}(r_1) S_{12} S_{32} S_{12}^{-1} \\ \sigma_7 &= S_{32}^{-1} S_{21}^{-1}(r_2) S_{12}^{-1}, & \tilde{\sigma}_7 &= S_{32} S_{21}(r_1) S_{12} \end{aligned} \quad (1)$$

For example, we compute

$$\sigma_7 \sigma_5 \sigma_2 = M_a^{-1}(r_2) M_b^{-1}(r_2) S_{32}^{-1} S_{21}^{-1}(r_2) S_{32}^{-1} = M_a^{-1}(r_2) M_b^{-1}(r_2) M_a^{-1}(r_2).$$

Here we used the matrices of crossing cables from [4]

$$M_a(r) = M_c(r) = S_{32} S_{21}(r) S_{32}, \quad M_b(r) = S_{12} S_{23}(r) S_{12}.$$

¹With this choice, monodromies around punctures have simpler analytic expressions for their eigenvalues.

The other crossing branch-cuts matrices are determined as follows:

$$\begin{aligned}\sigma_1 &= S_{32}^{-1}\sigma_2 S_{32} & \sigma_4 &= S_{32}^{-1}\sigma_5 S_{32} & \sigma_3 &= \sigma_5 & \sigma_6 &= S_{32}\sigma_7 S_{32}^{-1} \\ \tilde{\sigma}_1 &= S_{32}\tilde{\sigma}_2 S_{32}^{-1} & \tilde{\sigma}_4 &= S_{32}\tilde{\sigma}_5 S_{32}^{-1} & \tilde{\sigma}_3 &= \tilde{\sigma}_5 & \tilde{\sigma}_6 &= S_{32}^{-1}\tilde{\sigma}_7 S_{32}\end{aligned}\quad (2)$$

We further introduce diagonal matrices $D_{(1)}$ and $D_{(2)}$ for crossing edges e_1 and e_2 which are not cut into segments by branch cuts. For the edge e_3 , we introduce diagonal matrix $D_{(3;1)}$ for the crossing of the left-most segment of e_3 and compute from the requirement of flatness of the $GL(3, \mathbb{C})$ connection:

$$D_{(3;2)} = \tilde{\sigma}_2 D_{(3;1)} \sigma_2^{-1}, \quad D_{(3;3)} = \tilde{\sigma}_5 D_{(3;2)} \sigma_5^{-1}, \quad D_{(3;4)} = \tilde{\sigma}_7 D_{(3;3)} \sigma_7^{-1} \quad (3)$$

Below we give explicit matrices used in crossing segment of branch cuts and edges:

$$\begin{aligned}\sigma_1 &= \begin{pmatrix} 0 & -1 & 0 \\ 1 & 1 & 0 \\ 1 & 1 & r_2^{-1} \end{pmatrix}, & \sigma_2 &= \begin{pmatrix} 0 & -1 & 0 \\ 1 & 1 & 0 \\ 0 & r_2^{-1} & r_2^{-1} \end{pmatrix}, & \sigma_3 &= \sigma_5 = \begin{pmatrix} r_2^{-1} & 0 & 0 \\ 0 & 0 & -1 \\ 0 & 1 & 0 \end{pmatrix} \\ \sigma_4 &= \begin{pmatrix} r_2^{-1} & 0 & 0 \\ 0 & 1 & -1 \\ 0 & 2 & -1 \end{pmatrix}, & \sigma_6 &= \begin{pmatrix} 1 & -1 & 0 \\ 1 & 0 & 0 \\ 0 & r_2^{-1} & r_2^{-1} \end{pmatrix}, & \sigma_7 &= \begin{pmatrix} 1 & -1 & 0 \\ 1 & 0 & 0 \\ 1 & 0 & r_2^{-1} \end{pmatrix} \\ \tilde{\sigma}_1 &= \begin{pmatrix} 0 & 1 & 0 \\ -1 & 1 & 0 \\ 1 & -1 & r_1 \end{pmatrix}, & \tilde{\sigma}_2 &= \begin{pmatrix} 0 & 1 & 0 \\ -1 & 1 & 0 \\ 0 & -r_1 & r_1 \end{pmatrix}, & \tilde{\sigma}_3 &= \tilde{\sigma}_5 = \begin{pmatrix} r_1 & 0 & 0 \\ 0 & 0 & 1 \\ 0 & -1 & 0 \end{pmatrix} \\ \tilde{\sigma}_4 &= \begin{pmatrix} r_1 & 0 & 0 \\ 0 & 1 & 1 \\ 0 & -2 & -1 \end{pmatrix}, & \tilde{\sigma}_6 &= \begin{pmatrix} 1 & 1 & 0 \\ -1 & 0 & 0 \\ 0 & -r_1 & r_1 \end{pmatrix}, & \tilde{\sigma}_7 &= \begin{pmatrix} 1 & 1 & 0 \\ -1 & 0 & 0 \\ 1 & 0 & r_1 \end{pmatrix} \\ D_{(i)} &= \begin{pmatrix} x_i & 0 & 0 \\ 0 & y_i & 0 \\ 0 & 0 & z_i \end{pmatrix}, & i &= 1, 2 \\ D_{(3;1)} &= \begin{pmatrix} x_3 & 0 & 0 \\ 0 & y_3 & 0 \\ 0 & 0 & z_3 \end{pmatrix}, & D_{(3;2)} &= \begin{pmatrix} -y_3 & 0 & 0 \\ -(x_3 + y_3) & -x_3 & 0 \\ (y_3 + z_3)r_1 & 0 & z_3 r_1 r_2 \end{pmatrix} \\ D_{(3;3)} &= \begin{pmatrix} -y_3 r_1 r_2 & 0 & 0 \\ (y_3 + z_3)r_1 r_2 & -z_3 r_1 r_2 & 0 \\ (x_3 + y_3)r_2 & 0 & x_3 \end{pmatrix}, & D_{(3;4)} &= r_1 r_2 \begin{pmatrix} z_3 & 0 & 0 \\ 0 & y_3 & 0 \\ 0 & 0 & x_3 \end{pmatrix}\end{aligned}$$

The traffic rule for A_2 theory on a more general C is depicted on Figure 3, where we implicitly assume that matrices of crossing branch cuts depend on the parameter r for the appropriate triangle. Figure 3 shows three rhombi, each built of a pair of triangles connected by three branch cuts. Finding traffic rule for a general C , i.e. for any number of such rhombi, is very similar. This is the case due to our choice of branch cuts - three branch cuts are contained within each rhombus and no branch cuts go between different rhombi. So that one uses closed contours within each rhombus to determine matrices of crossing the branch cuts contained in the rhombus. Meanwhile, crossing the edges between different rhombi is described simply by diagonal matrices.

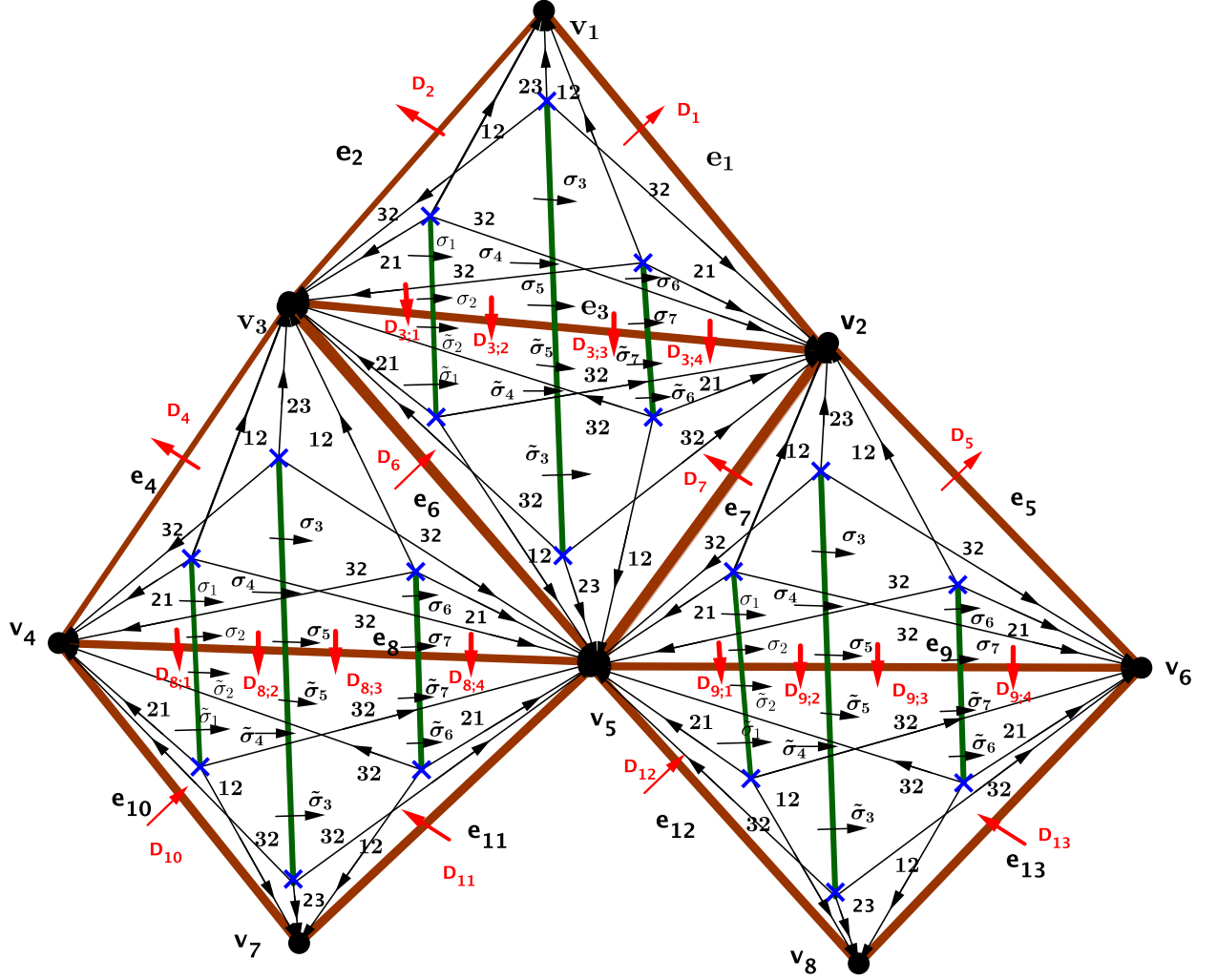


Figure 3: Traffic rule for minimal spectral network in general A_2 theory. It is implicitly assumed that matrices of crossing branch cuts depend on the parameter r for the appropriate triangle.

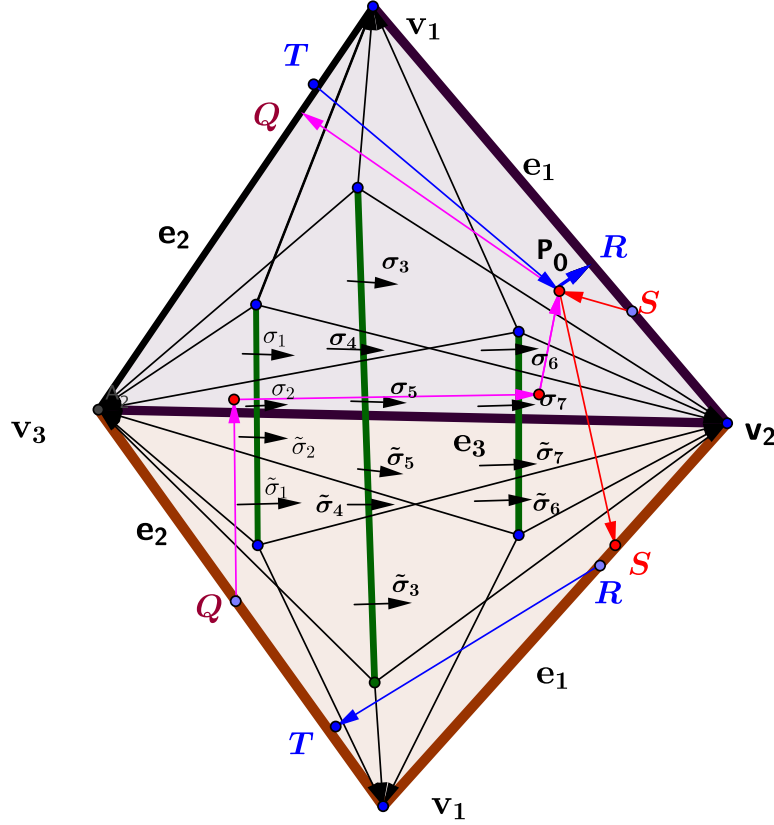


Figure 4: Monodromies around punctures with base point P_0

We introduce diagonal matrices $D_{(1)}, D_{(2)}, D_{(4)}, D_{(5)}, D_{(6)}, D_{(7)}, D_{(10)}, D_{(11)}, D_{(12)}, D_{(13)}$ for crossing the edges not split into segments by branch cuts as well as diagonal matrices $D_{(3;1)}, D_{(8;1)}, D_{(9;1)}$ for the left-most segments of the edges e_3, e_8, e_9 and compute similar to (3)

$$D_{(8;2)} = \tilde{\sigma}_2(r_3)D_{(8;1)}\sigma_2(r_4)^{-1}, \quad D_{(8;3)} = \tilde{\sigma}_5(r_3)D_{(8;2)}\sigma_5(r_4)^{-1}, \quad D_{(8;4)} = \tilde{\sigma}_7(r_3)D_{(8;3)}\sigma_7(r_4)^{-1}$$

$$D_{(9;2)} = \tilde{\sigma}_2(r_5)D_{(9;1)}\sigma_2(r_6)^{-1}, \quad D_{(9;3)} = \tilde{\sigma}_5(r_5)D_{(9;2)}\sigma_5(r_6)^{-1}, \quad D_{(9;4)} = \tilde{\sigma}_7(r_5)D_{(9;3)}\sigma_7(r_6)^{-1}$$

where we indicate the dependence on the appropriate r_i parameters.

3.2 Monodromies around punctures

We are interested in flat $GL(3, \mathbb{C})$ connections with fixed conjugacy classes of the monodromies around the punctures. Let P_0 be a base point as shown in Figure 4. This choice will allow to introduce simplified network in Section 4. The closed paths, starting and ending at P_0 , around v_1, v_2, v_3 are shown in Figure 4.

We use traffic rule formulated in the previous section to compute the corresponding monodromies

$$M_{P_0}(v_1) = M_b^{-1}(r_2)D_{(2)}^{-1}M_b^{-1}(r_1)D_{(1)}, \quad M_{P_0}(v_2) = D_{(1)}^{-1}M_a^{-1}(r_1)D_{(3;4)}M_a^{-1}(r_2) \quad (4)$$

$$M_{P_0}(v_3) = M_a(r_2)W(r_2)D_{(3;1)}^{-1}M_a^{-1}(r_1)D_{(2)}M_b(r_2)$$

where we denote $W(r_2) = \sigma_7\sigma_5\sigma_2$. These monodromies satisfy

$$M_{P_0}(v_3) M_{P_0}(v_1) M_{P_0}(v_2) = \mathbb{I} \quad (5)$$

Eigenvalues of these monodromies are

$$\begin{aligned} \text{Eigen}(M_{P_0}(v_1)) &= \left\{ \frac{z_1}{z_2}, \frac{y_1}{y_2}, \frac{x_1}{x_2 r_1 r_2} \right\} \\ \text{Eigen}(M_{P_0}(v_2)) &= \left\{ \frac{x_3}{z_1}, \frac{r_1 r_2 y_3}{y_1}, \frac{r_1 r_2 z_3}{x_1} \right\} \\ \text{Eigen}(M_{P_0}(v_3)) &= \left\{ \frac{z_2}{z_3 r_1 r_2}, \frac{y_2}{y_3}, \frac{x_2}{x_3} \right\} \end{aligned}$$

Let us fix these eigenvalues in terms of masses k_j $j = 1, \dots, 9$ such that $\prod_{j=1}^9 k_j = 1$. Then, we find

$$r_1 r_2 = k_2 k_5 k_8, \quad z_1 = k_1 z_2, \quad z_2 = x_2 (k_2 k_3 k_5 k_6 k_7 k_8), \quad y_1 = k_2 y_2, \quad x_1 = x_2 (k_2 k_3 k_5 k_8)$$

$$x_3 = k_4 z_1, \quad y_3 = \frac{y_1}{k_2 k_8}, \quad z_3 = \frac{x_1 k_6}{k_2 k_5 k_8}$$

It follows that, for fixed masses k_j , monodromy around any closed path is a function of r_2 and $s = \frac{y_2}{x_2}$.

For example,

$$\begin{aligned} \text{Tr}(M^2(v_1) M(v_2)) &= (k_1 + k_2 + k_3) \left(\frac{1}{k_7} + \frac{1}{k_8} + \frac{1}{k_9} \right) + r_2 \left(k_1 k_3 k_4 + \frac{k_3}{k_8} + \frac{1}{k_5 k_8 k_9} \right) + \\ &\frac{1}{r_2} \left(k_1 k_2 k_5 + \frac{k_2}{k_7} + \frac{1}{k_4 k_7 k_9} \right) + s \left(k_1 k_2 k_4 \left(1 + \frac{k_9}{k_8} \right) + \frac{(k_1 + k_2)}{k_8} + \frac{1}{k_5 k_7 k_8} + \frac{1}{k_6 k_7 k_8} \right) + \\ &\frac{1}{s} \left(\frac{k_3}{k_9} + \frac{1}{k_4 k_7 k_9} \right) + \frac{r_2}{s} \left(\frac{k_3}{k_9} \right) + \frac{s}{r_2} \left(k_1 k_2 k_5 + \frac{k_2}{k_3 k_6 k_7 k_8} + \frac{k_2}{k_7} \right) + \\ &r_2 s \left(\frac{k_1 k_4}{k_5 k_8} + \frac{1}{k_5 k_8^2} + \frac{k_1 k_3 k_4 k_9}{k_8} \right) + \frac{1}{r_2 s} \left(\frac{1}{k_4 k_7 k_9} \right) + \frac{s^2}{r_2} \left(\frac{k_2}{k_3 k_6 k_7 k_8} \right) + s^2 r_2 \left(\frac{k_1 k_4 k_9}{k_5 k_8^2} \right) + s^2 \left(\frac{2 k_1 k_2 k_4 k_9}{k_8} \right) \end{aligned}$$

Let us clarify the relation between coordinates r_2, s, k_j on \mathcal{M} and Darboux coordinates reviewed in Section 2. The masses are identified with the center of the Poisson algebra:

$$X_{\gamma_j^{(1)}} = k_j, \quad X_{\gamma_j^{(2)}} = k_{3+j}, \quad X_{\gamma_j^{(3)}} = k_{6+j} \quad j = 1, 2, 3.$$

It was shown in [4] that $X_\beta = r_2$. Finally, $s = \frac{y_2}{x_2}$ is naturally identified with X_α since 1-cycle α intersects² the edge e_2 once on sheet 1 and once on sheet 2 (with opposite orientation). This identification with Darboux coordinates implies

$$\{r_2, s\} = r_2 s. \quad (6)$$

²Recall that $D^{(2)} = \text{diag}(x_2, y_2, z_2)$ describes crossing the edge e_2 .

So far we worked with local coordinates, but it turns out that \mathcal{M} can be globally defined by 2 equations in 12 variables. Let us define

$$R_1 = \text{Tr}\left(M_{P_0}^2(v_1)M_{P_0}(v_2)\right) - 3, \quad R_2 = \text{Tr}\left(M_{P_0}^2(v_2)M_{P_0}(v_1)\right) - 3 \quad (7)$$

$$L = \frac{1}{3}\text{Tr}\left(M_{P_0}^2(v_2)M_{P_0}(v_1)M_{P_0}^{-1}(v_2)M_{P_0}^{-1}(v_1)\right) - \frac{1}{3}\text{Tr}\left(M_{P_0}^2(v_1)M_{P_0}(v_2)M_{P_0}^{-1}(v_1)M_{P_0}^{-1}(v_2)\right) \quad (8)$$

$$f_a^j = \text{Tr}\left(M_{P_0}^j(v_a)\right) \quad a = 1, 2, 3; \quad j = 1, 2, 3. \quad (9)$$

The first of the two equations defining \mathcal{M}

$$\left(\frac{1}{3}f_1^3 + \frac{1}{6}(f_1^1)^3 - \frac{1}{2}f_1^1f_1^2\right)\left(\frac{1}{3}f_2^3 + \frac{1}{6}(f_2^1)^3 - \frac{1}{2}f_2^1f_2^2\right)\left(\frac{1}{3}f_3^3 + \frac{1}{6}(f_3^1)^3 - \frac{1}{2}f_3^1f_3^2\right) = 1 \quad (10)$$

reflects the fact that $\det(M_{P_0}(v_1))\det(M_{P_0}(v_2))\det(M_{P_0}(v_3)) = 1$. The second equation states

$$L^2 - u_1LR_1 - u_2LR_2 - u_3L - g_1R_1^2R_2^2 - g_2R_1^3 - g_3LR_1R_2 - g_4R_1^2R_2 - g_5R_2^3 - g_6R_2^2R_1 \quad (11)$$

$$-g_7R_1^2 - g_8R_2^2 - g_9R_1R_2 - g_{10}R_1 - g_{11}R_2 - g_{12} = 0$$

where u_1, \dots, g_{12} are functions of f_a^j . To get this equation we looked at the powers of r_2 and s in each monomial $L^{n_1}R_1^{n_2}R_2^{n_3}$ with non-negative integers n_1, n_2, n_3 . Namely, we used that L contains powers of s not higher than s^3 and not lower than s^{-3} , and powers of r_2 not higher than r_2^2 and not lower than r_2^{-2} . We further used that $R_1(R_2)$ has powers of s not higher than $s^2(s)$ and not lower than $s^{-1}(s^{-2})$, and powers of r_2 not higher than r_2 and not lower than r_2^{-1} . So the procedure to get coefficients g_i in (11) is to compute L^2 and first look at the monomial $s^6r_2^4$. Besides L^2 only terms $g_1R_1^2R_2^2$ and $g_3LR_1R_2$ have such a monomial, so this gives equation for g_1, g_3 . Then one looks at $s^6r_2^3$ etc. In Appendix we give coefficients g_i for a simple case when all f_a^j are parametrized by a single variable n .

From (10) and (11) we see that \mathcal{M} has the structure of the fibration with the base defined by (10) and the fiber by (11). Note that the fiber is a non-compact complex surface in \mathbb{C}^3 . We discuss in details the special point in the base, the conformal point, in Section 5. At the conformal point the fiber is singular

$$L^2 = R_1^2R_2^2 - 4(R_1 + R_2)^3,$$

but away from this point the singularity is deformed, as we demonstrate in Appendix.

For the choice of the base point P_0 as in Figure 4, monodromies around punctures (4) can be expressed using simplified spectral network shown in Figure 5. Also, any closed curve with base point P_0 which can be drawn on Figure 4 is homotopic to a closed curve that can be drawn on a simplified Figure 5. We formulate the rules of the simplified network for general C in Section 4.

4 Simplified spectral network for general C

Any Riemann surface C with punctures and without boundary can be triangulated by even number of triangles, and in each pair of triangles one can draw the simplified network shown in Figure 5. Moreover, in each triangle one may consider either Yin or Yang type of spectral

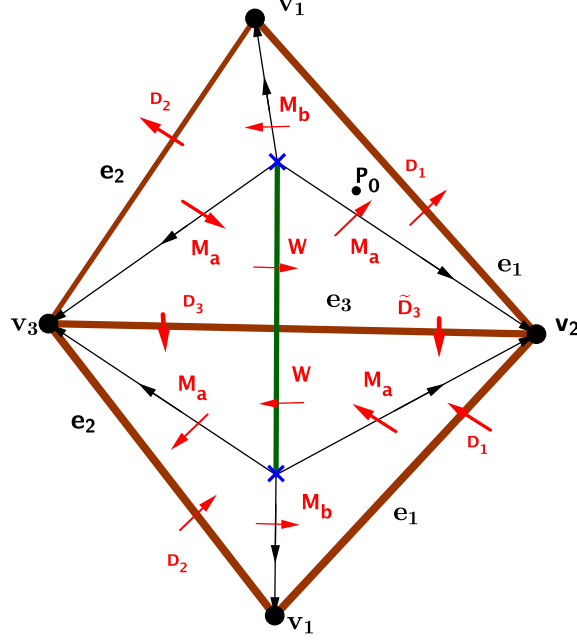


Figure 5: Simplified spectral network for A_2 theory on $\mathbb{P}^1/\{v_1, v_2, v_3\}$. $M_a(r)$, $M_b(r)$ and $W(r)$ depend on the type of the spectral network -Yin or Yang- in a given triangle.

network. In Section 3 we discussed in details Yin type networks but the story is similar for the Yang type. In a simplified network in Figure 5, the following matrices are used for Yin-type

$$M_b(r) = S_{12} S_{23}(r) S_{12} = \begin{pmatrix} r & 1+r & 1 \\ 0 & 1 & 1 \\ 0 & 0 & 1 \end{pmatrix}, \quad M_a(r) = S_{32} S_{21}(r) S_{32} = \begin{pmatrix} 1 & 0 & 0 \\ -1 & 1 & 0 \\ 1 & -(1+r) & r \end{pmatrix},$$

while for Yang-type

$$M_b(r) = S_{21}(r) S_{32} S_{21}(r) = \begin{pmatrix} 1 & 0 & 0 \\ -2 & 1 & 0 \\ r & -r & r^2 \end{pmatrix}, \quad M_a(r) = S_{23}(r) S_{12} S_{23}(r) = \begin{pmatrix} r^2 & r & r \\ 0 & 1 & 2 \\ 0 & 0 & 1 \end{pmatrix}.$$

In both types of triangles

$$W(r) = M_a^{-1}(r) M_b^{-1}(r) M_a^{-1}(r). \quad (12)$$

While in the Yin-type triangle this gives an off-diagonal matrix

$$W^{Yin}(r) = \frac{1}{r} \begin{pmatrix} 0 & 0 & 1 \\ 0 & -1 & 0 \\ 1 & 0 & 0 \end{pmatrix},$$

this is not so in the Yang-type triangle

$$W^{Yang}(r) = \begin{pmatrix} \frac{2r^2-2r^3}{r^6} & \frac{-r^5+3r^4-2r^3}{r^6} & \frac{2r^5-4r^4+3r^3}{r^6} \\ \frac{2r^4-2r^3}{r^6} & \frac{r^6-4r^5+2r^4}{r^6} & \frac{-2r^6+6r^5-4r^4}{r^6} \\ \frac{1}{r^3} & \frac{r^5-r^4}{r^6} & \frac{2r^4-2r^5}{r^6} \end{pmatrix}.$$

The simplified spectral network can be generalized for A_K theory with $K > 2$ by taking cable matrices $M_a(r), M_b(r), M_c(r)$ given in [4] and computing $W(r)$ from (12).

5 Space of line defects at the conformal point

Here we work at the conformal point in the base of \mathcal{M} i.e. for $f_a^j = 3$ for $a = 1, 2, 3$ and $j = 1, 2, 3$. We investigate if the algebra of line defects in 4d theory is all of Functions on the fiber at the conformal point. For technical reasons, we do most of the computations in the Yin-Yin chart with coordinates $(r_2, s) \in \mathbb{C}^* \times \mathbb{C}^*$ (see however expressions of the generators R_1, R_2, L in the Yang-Yang chart at the end of this section). We conclude that traces of holonomies and webs *together* do not generate all of Functions of $(r_2, s) \in \mathbb{C}^* \times \mathbb{C}^*$. It is interesting that higher web-like structures, not previously discussed in the literature, correspond to line defects with vevs that are functionally independent of the vevs of defects arising from traces of holonomies.

Let us solve (5) as

$$M_{P_0}(v_3) = M_{P_0}^{-1}(v_2)M_{P_0}^{-1}(v_1),$$

simplify our notations $M_j = M_{P_0}(v_j)$ and consider traces of words built from ‘letters’ $M_1^{\pm 1}, M_2^{\pm 1}$. We found that the space of these traces is generated by R_1, R_2, L defined in (7-8). At the conformal point in the base they satisfy the relation

$$L^2 = R_1^2 R_2^2 - 4(R_1 + R_2)^3. \quad (13)$$

Let us denote line defects in 4d theory corresponding to certain linear combinations of traces of words as follows

| <i>Linear combination of words</i> | <i>Line defect in 4d</i> | |
|--|--------------------------|--|
| 1 | \hat{L}_0 | |
| $Tr(M_1^2 M_2) - 3$ | \hat{L}_1 | |
| $Tr(M_2^2 M_1) - 3$ | \hat{L}_2 | |
| $\frac{1}{3}(I_1 - I_2)$ | \hat{L}_3 | |
| $\frac{1}{3}(I_1 + I_2)$ | \hat{L}_4 | |
| $\frac{1}{3}(J_1 + J_2)$ | \hat{L}_5 | |
| $\frac{1}{3}(J_1 - J_2)$ | \hat{L}_6 | |
| $\frac{1}{3}(\tilde{J}_1 + \tilde{J}_2)$ | \hat{L}_9 | |
| $\frac{1}{3}(\tilde{J}_1 - \tilde{J}_2)$ | \hat{L}_{10} | |
| $Tr(M_1^2 M_2 M_1^2 M_2)$ | \hat{L}_7 | |
| $Tr(M_2^2 M_1 M_2^2 M_1)$ | \hat{L}_8 | |

(14)

where we denote

$$I_1 = Tr(M_2^2 M_1 M_2^{-1} M_1^{-1}), \quad I_2 = Tr(M_1^2 M_2 M_1^{-1} M_2^{-1})$$

$$J_1 := Tr(M_2 M_1^2 M_2^2 M_1 M_2^{-1} M_1^{-1}), \quad J_2 := Tr(M_1 M_2^2 M_1^2 M_2 M_1^{-1} M_2^{-1})$$

$$\tilde{J}_1 := Tr(M_1^2 M_2 M_1^2 M_2 M_1^{-1} M_2^{-1}), \quad \tilde{J}_2 := Tr(M_2^2 M_1 M_2^2 M_1 M_2^{-1} M_1^{-1})$$

In terms of generators of traces:

$$Tr(M_1^2 M_2 M_1^2 M_2) = R_1^2 + 6R_1 - 2R_2 + 3, \quad Tr(M_2^2 M_1 M_2^2 M_1) = R_2^2 + 6R_2 - 2R_1 + 3$$

$$\frac{1}{3}(I_1 + I_2) = R_1 R_2 - 4(R_1 + R_2) + 2, \quad \frac{1}{3}(I_1 - I_2) = L$$

$$\frac{1}{3}(J_1 + J_2) = R_1 R_2 (R_1 + R_2) - 6(R_1^2 + R_2^2) - 10R_1 R_2 + 2$$

$$\frac{1}{3}(J_1 - J_2) = (R_1 + R_2)L$$

$$\frac{1}{3}(\tilde{J}_1 + \tilde{J}_2) = \frac{1}{2}R_1 R_2 (R_1 + R_2) + \frac{1}{2}(R_2 - R_1)L - 2(R_1^2 + R_2^2) - R_1 R_2 - 7(R_1 + R_2) + 2$$

$$\frac{1}{3}(\tilde{J}_1 - \tilde{J}_2) = -\frac{1}{2}R_1 R_2 (R_2 - R_1) - \frac{1}{2}(R_1 + R_2)L + 2(R_2^2 - R_1^2) - 3L + (R_1 - R_2)$$

Let us define

$$\mathcal{L}_0 = \hat{L}_0, \quad \mathcal{L}_1 = \hat{L}_1 + \hat{L}_2, \quad \mathcal{L}_2 = \hat{L}_2 - \hat{L}_1, \quad \mathcal{L}_3 = \hat{L}_3$$

We can build a nice basis of line defects \mathcal{L}_j recursively by computing OPEs. For example:

$$\mathcal{L}_1 \cdot \mathcal{L}_1 = \mathcal{L}_4, \quad \mathcal{L}_2 \cdot \mathcal{L}_2 = \mathcal{L}_5, \quad \mathcal{L}_1 \cdot \mathcal{L}_2 = \mathcal{L}_6$$

$$\mathcal{L}_2 \cdot \mathcal{L}_3 = \mathcal{L}_7, \quad \mathcal{L}_1 \cdot \mathcal{L}_3 = \mathcal{L}_8$$

where

$$\begin{aligned} \mathcal{L}_4 &= \hat{L}_7 + \hat{L}_8 + 2\hat{L}_4 + 4(\hat{L}_1 + \hat{L}_2) - 10\hat{L}_0, & \mathcal{L}_5 &= \hat{L}_7 + \hat{L}_8 - 2\hat{L}_4 - 4(\hat{L}_1 + \hat{L}_2) + 10\hat{L}_0 \\ \mathcal{L}_6 &= \hat{L}_8 - \hat{L}_7 - 8(\hat{L}_2 - \hat{L}_1), & \mathcal{L}_7 &= 2\hat{L}_9 - \hat{L}_5 - 2(\hat{L}_7 + \hat{L}_8) - 8\hat{L}_4 + 4(\hat{L}_1 + \hat{L}_2) + 10\hat{L}_0, & \mathcal{L}_8 &= \hat{L}_6 \end{aligned}$$

In the Yin-Yin chart, i.e. when we choose the Yin-type spectral network in each of the two triangles, we find

$$R_1 = \left(r_2 + \frac{1}{r_2} + 2\right) \frac{(1+s)^3}{s}, \quad R_2 = \left(r_2 + \frac{1}{r_2} + 2\right) \frac{(1+s)^3}{s^2}, \quad L = \left(\frac{1}{r_2} - r_2\right) \left(r_2 + \frac{1}{r_2} + 2\right) \frac{(1+s)^6}{s^3} \quad (15)$$

Note that there are two basic properties of the vevs of line defects corresponding to the traces. Substitution $M_1 \leftrightarrow M_2$ in a word amounts³ to $r_2 \leftrightarrow r_2^{-1}$ and $s \leftrightarrow s^{-1}$ in the vev. Substitution $M_1 \leftrightarrow M_1^{-1}, M_2 \leftrightarrow M_2^{-1}$ in a word has similar effect on the vev.

The generators transform as

$$R_1 \leftrightarrow R_2, \quad L \mapsto -L \quad \text{under} \quad r_2 \leftrightarrow r_2^{-1}, \quad s \leftrightarrow s^{-1}.$$

As argued in [9, 10], the space of line defects in 4d theory also includes defects corresponding to webs. The two examples of webs are shown in Figure 6 and Figure 7. They give line defects with the following vevs:

$$W_1 = 6 - R_1, \quad W_2 = 6 - R_2. \quad (16)$$

³This follows from the definition of r_2 and s as abelian holonomies around certain cycles - exchange of the punctures $v_1 \leftrightarrow v_2$ reverses the orientation of these cycles.

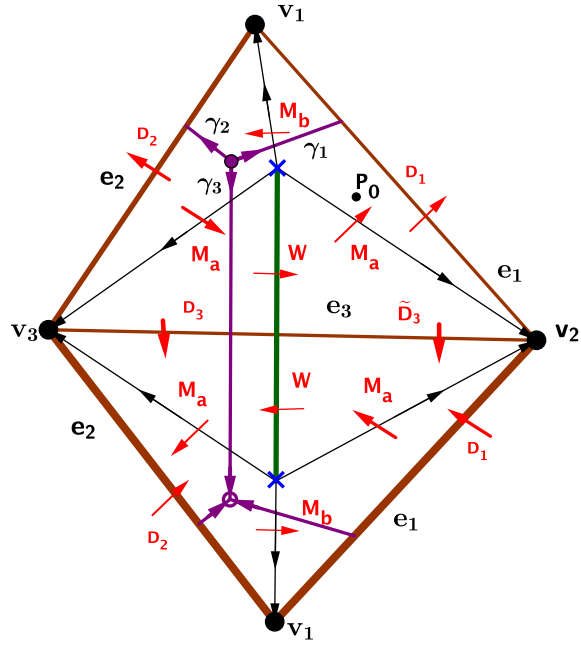


Figure 6: Web W_1

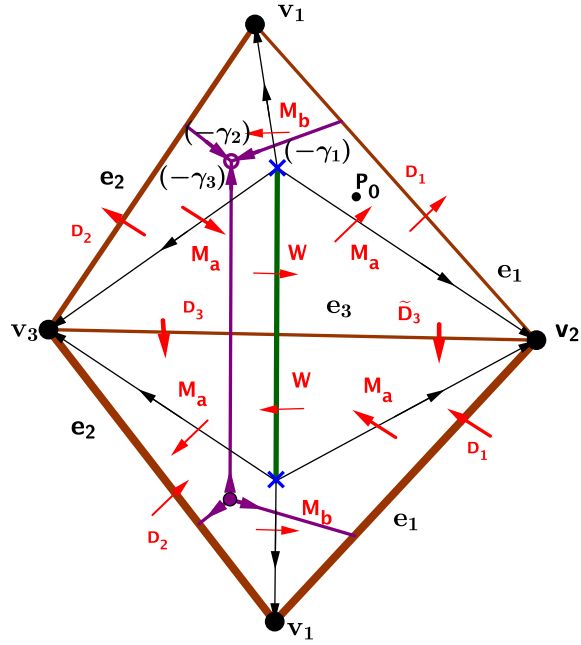


Figure 7: Web W_2

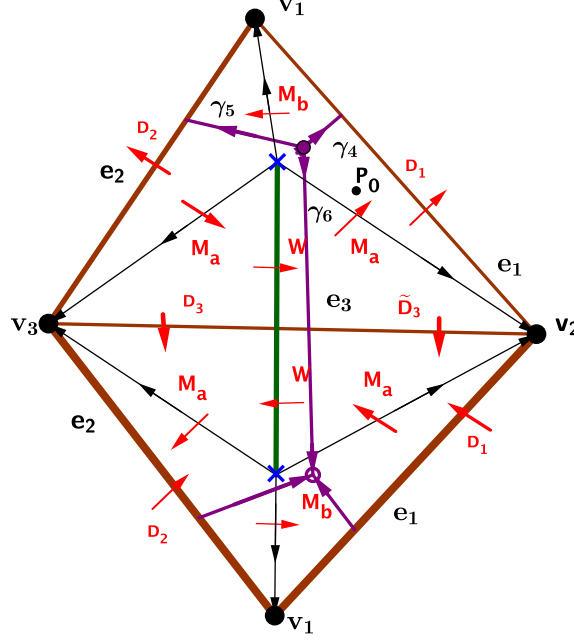


Figure 8: Web W_3

We computed these from the following gauge-invariant expressions:

$$W_1 = \frac{web_1}{\det M_{\gamma_1}} \quad web_1 = \epsilon_{i_1 j_1 k_1} \epsilon^{i_2 j_2 k_2} (M_{\gamma_1})_{i_2}^{i_1} (M_{\gamma_2})_{j_2}^{j_1} (M_{\gamma_3})_{k_2}^{k_1}$$

$$W_2 = web_2 \det M_{\gamma_1} \quad web_2 = \epsilon_{i_1 j_1 k_1} \epsilon^{i_2 j_2 k_2} (M_{\gamma_1}^{-1})_{i_2}^{i_1} (M_{\gamma_2}^{-1})_{j_2}^{j_1} (M_{\gamma_3}^{-1})_{k_2}^{k_1}$$

where

$$M_{\gamma_1} = M_b(r_1)^{-1} D_{(1)} M_b(r_2)^{-1}, \quad M_{\gamma_2} = D_{(2)}, \quad M_{\gamma_3} = M_a(r_1) D_{(3)} M_a(r_2).$$

Note that W_1 and W_2 are linear combination of traces of holonomies. It is also interesting that another web W_3 (see Figure 8) gives the same vev as W_1 only at the conformal point. Away from the conformal point the vev of W_3 differs as function of masses from the vev of W_1 .

Two more examples of basic webs are W_4 (see Figure 9) and W_5 obtained from W_4 by reversing the arrows. They give vevs that are again linear combinations of traces of holonomies;

$$W_4 = 6 - R_2, \quad W_5 = 6 - R_1.$$

There are line defects arising from more complicated web-like structures. For example, the structure depicted in Figure 10 gives the vev

$$\mathbf{W} = \frac{\epsilon^{i_1 j_1 n} \epsilon_{i_2 j_2 t} \epsilon^{p_1 p_2 m} \epsilon_{q_1 q_2 s} (U^{(\gamma_1)})_{i_1}^{i_2} (U^{(\gamma_2)})_{j_1}^{j_2} (U^{(\gamma_6)})_{p_1}^{q_1} (U^{(\gamma_3)})_{p_2}^{q_2} (U^{(\gamma_5)})_n^s (U^{(\gamma_4)})_m^t}{\det U^{(\gamma_4)} \det U^{(\gamma_5)}}$$

where using traffic rule we computed

$$U^{(\gamma_1)} = D_{(2)}^{-1} M_b^{-1}(r_1) D_{(1)}, \quad U^{(\gamma_2)} = M_a^{-1}(r_2) W^{-1}(r_2) M_a^{-1}(r_2), \quad U^{(\gamma_3)} = M_a^{-1}(r_1) W^{-1}(r_1) M_a^{-1}(r_1),$$

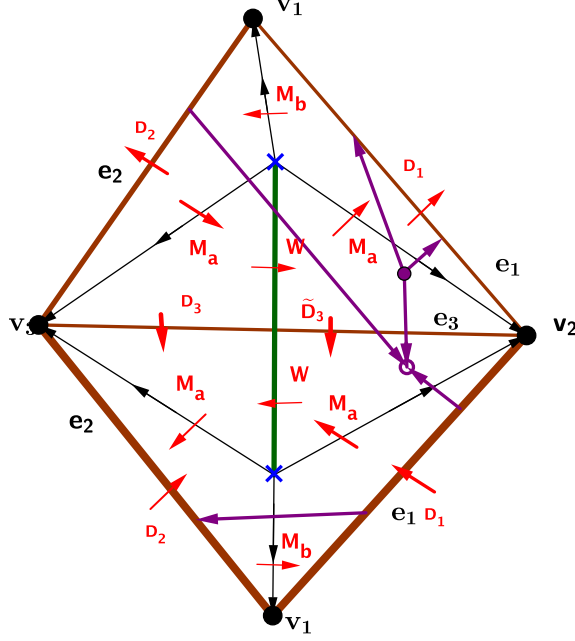


Figure 9: Web W_4

$$U^{(\gamma_4)} = D_{(2)}^{-1}, \quad U^{(\gamma_5)} = D_{(1)}, \quad U^{(\gamma_6)} = M_b(r_1)$$

So that at the conformal point the vev is

$$\mathbf{W} = 10 - \frac{8}{r_2}.$$

Reversing all the arrows gives another web, shown in Figure 11, which gives the vev

$$\overline{\mathbf{W}} = 10 - 8r_2.$$

We see that \mathbf{W} and $\overline{\mathbf{W}}$ are independent as functions of (r_2, s) from the traces of holonomies. Let us give another example of more complicated web-like structure (see Figure 12)

$$\widehat{\mathbf{W}} = -21 - \frac{3}{r_2} - r_2 + 5r_2^2 - \frac{5}{s} - \frac{1}{r_2 s} - \frac{3r_2}{s} + \frac{r_2^2}{s} - 3s - \frac{3s}{r_2} + 7r_2 s + 7r_2^2 s + s^2 - \frac{s^2}{r_2} + 5r_2 s^2 + 3r_2^2 s^2$$

that is also independent of the traces of holonomies.

Note that we could not find a web-like structure, nor basic neither more complicated, which gives just linear dependence in s without any dependence on r_2 . Hence we conclude that we do not get all Functions of (r_2, s) from traces of holonomies and web-like structures.

We finish this section with a comment about the Yang-Yang chart. Requiring that all eigenvalues of monodromies around punctures are 1, gives

$$x_1 = x_2 = x_3, \quad y_1 = y_2 = y_3, \quad z_1 = z_2 = z_3, \quad r_1 r_2 = 1$$

and relation

$$6 - \frac{4}{r_2} - 4r_2 + \frac{2}{s} - \frac{2}{r_2 s} + 2s - \frac{2s}{r_2} + \frac{1}{s_2} + \frac{2s}{s_2} - \frac{2r_2 s}{s_2} + s_2 + \frac{2s_2}{s} - \frac{2r_2 s_2}{s} = 0 \quad (17)$$

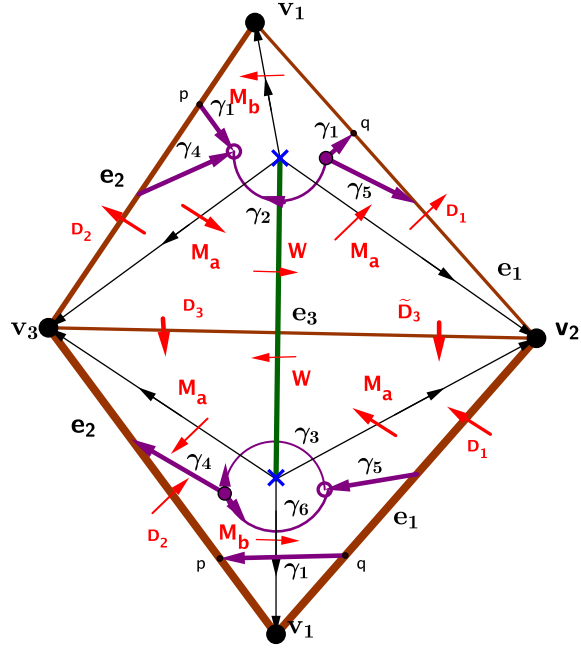


Figure 10: More complicated web-like structure \mathbf{W}

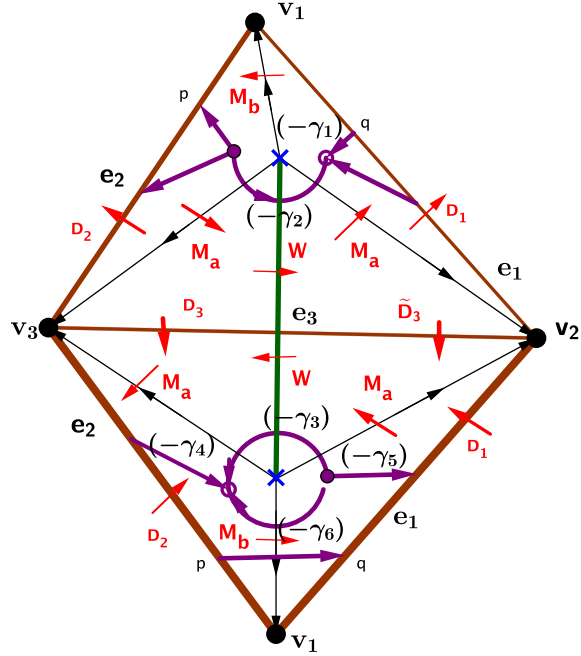


Figure 11: More complicated web-like structure with $\overline{\mathbf{W}}$

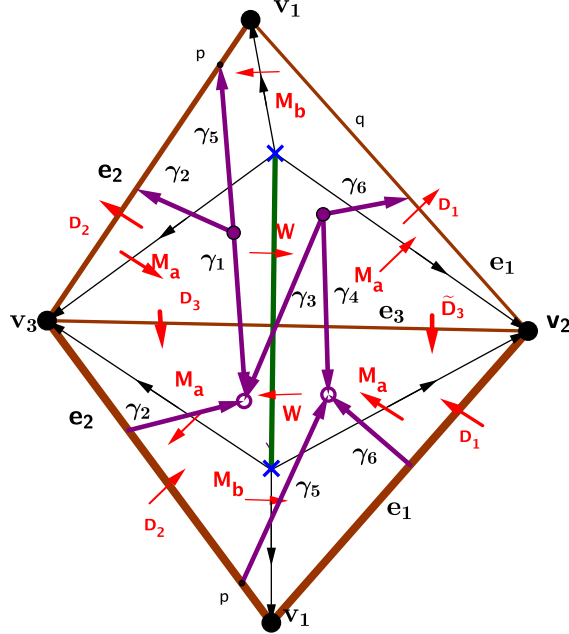


Figure 12: More complicated web-like structure \widehat{W}

where⁴

$$s_2 = \frac{z_2}{x_2}, \quad s_1 = \frac{y_2}{x_2}.$$

So that in the Yang-Yang chart all traces (at the conformal point) are functions of s_1, s_2 with r_2 determined from the relation (17).

For example, the generators of the traces are expressed in this chart as

$$R_1 = \frac{2(s_1 + 1)(s_1 + s_2)(s_2 + 1 + 2s_1)}{s_1 s_2} \quad (18)$$

$$R_2 = \frac{2(s_1 + 1)(s_1 + s_2)(s_1 s_2 + 2s_2 + s_1)}{s_1^2 s_2} \quad (19)$$

$$L = \frac{4(s_1 + 1)^2(s_1 + s_2)^2(s_1^2(-4r_2 + 2s_2 + 2) + s_1((6 - 8r_2)s_2 + s_2^2 + 1) + 2s_2(-2r_2 s_2 + s_2 + 1))}{s_1^3 s_2^2}$$

6 Relation with Fock-Goncharov variables

The Fock-Goncharov variables and monodromy graph [8] for moduli space of $PGL(3, \mathbb{C})$ connections on $\mathbb{P}^1 / \{v_1, v_2, v_3\}$ are depicted in Figure 4. The non-zero Poisson brackets are

$$\begin{aligned} \{x, a_0\} &= x a_0, & \{x, a_1\} &= -x a_1, & \{x, b_0\} &= x b_0, & \{x, b_1\} &= -x b_1, & \{x, c_0\} &= x c_0, & \{x, c_1\} &= -x c_1 \\ \{y, a_0\} &= -y a_0, & \{y, a_1\} &= y a_1, & \{y, b_0\} &= -y b_0, & \{y, b_1\} &= y b_1, & \{y, c_0\} &= -y c_0, & \{y, c_1\} &= y c_1 \end{aligned} \quad (20)$$

⁴In the Yin-Yin chart $s_2 = 1$.

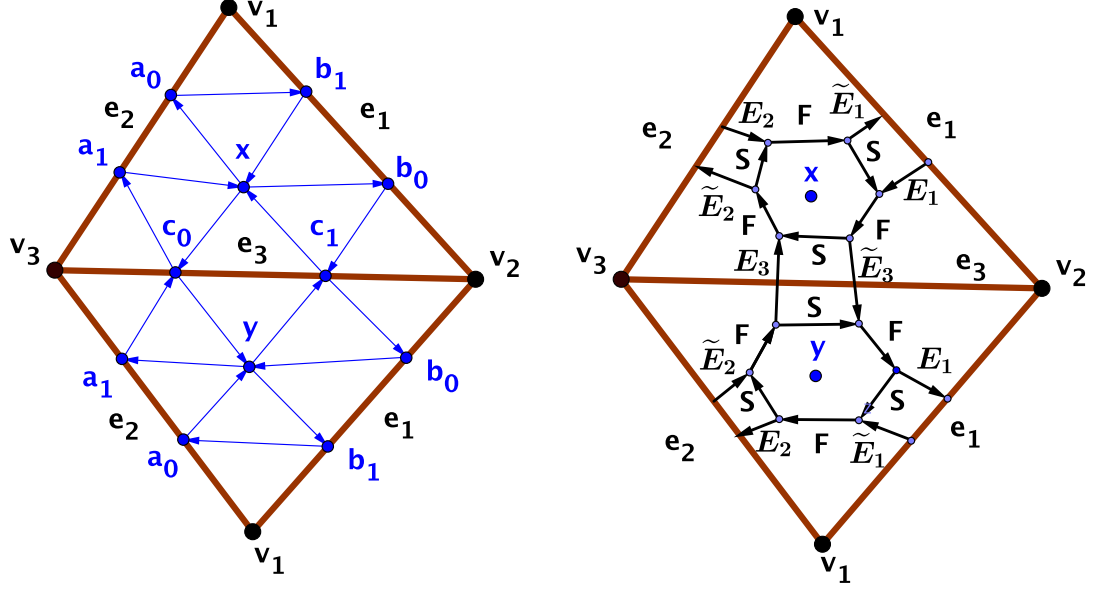


Figure 13: Fock-Goncharov variables and monodromy graph for A_2 theory on $\mathbb{P}^1/\{v_1, v_2, v_3\}$

Let us write monodromies around punctures (see Figure 14) with the same base point P_0 that we used in computing the corresponding monodromies in spectral network set up.

$$M_{P_0}^{FG}(v_1) = S F(x) E_2 F(y) S E_1^{-1}$$

$$M_{P_0}^{FG}(v_2) = E_1 F(y) \tilde{E}_3 F(x)$$

$$M_{P_0}^{FG}(v_3) = F^{-1}(x) S E_3 F(y) \tilde{E}_2 S F^{-1}(x) S$$

where

$$S = \begin{pmatrix} 0 & 0 & -1 \\ 0 & 1 & 0 \\ -1 & 0 & 0 \end{pmatrix}, \quad F(x) = \begin{pmatrix} x & 0 & 0 \\ x & x & 0 \\ x & x+1 & 1 \end{pmatrix}, \quad E_1 = \begin{pmatrix} b_0 b_1 & 0 & 0 \\ 0 & b_1 & 0 \\ 0 & 0 & 1 \end{pmatrix}, \quad \tilde{E}_1 = \begin{pmatrix} b_0 b_1 & 0 & 0 \\ 0 & b_0 & 0 \\ 0 & 0 & 1 \end{pmatrix},$$

$$E_2 = \begin{pmatrix} a_0 a_1 & 0 & 0 \\ 0 & a_1 & 0 \\ 0 & 0 & 1 \end{pmatrix}, \quad \tilde{E}_2 = \begin{pmatrix} a_0 a_1 & 0 & 0 \\ 0 & a_0 & 0 \\ 0 & 0 & 1 \end{pmatrix}, \quad E_3 = \begin{pmatrix} c_0 c_1 & 0 & 0 \\ 0 & c_1 & 0 \\ 0 & 0 & 1 \end{pmatrix}, \quad \tilde{E}_3 = \begin{pmatrix} c_0 c_1 & 0 & 0 \\ 0 & c_0 & 0 \\ 0 & 0 & 1 \end{pmatrix},$$

To write down eigenvalues (defined up to a scale) of these monodromy matrices, it is convenient to introduce the following combinations of FG variables

$$\Upsilon_1^{(1)} = a_0 b_1, \quad \Upsilon_2^{(1)} = a_1 b_0, \quad \Upsilon_1^{(2)} = b_0 c_1, \quad \Upsilon_2^{(2)} = b_1 c_0, \quad \Upsilon_1^{(3)} = a_1 c_0, \quad \Upsilon_2^{(3)} = a_0 c_1, \quad f = xy.$$

Note the relation:

$$\Upsilon_1^{(1)} \Upsilon_1^{(2)} \Upsilon_1^{(3)} = \Upsilon_2^{(1)} \Upsilon_2^{(2)} \Upsilon_2^{(3)} \quad (21)$$

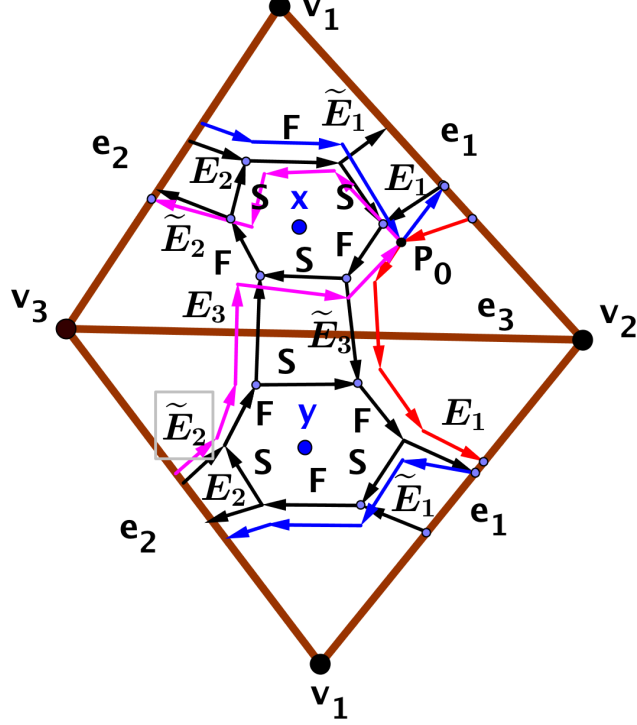


Figure 14: Monodromies around punctures in Fock-Goncharov variables for A_2 theory on $\mathbb{P}^1/\{v_1, v_2, v_3\}$

We find the eigenvalues

$$(n_1^{(a)}, n_2^{(a)}, n_3^{(a)}) := \text{Eigen}\left(M_{P_0}^{FG}(v_a)\right) = \Lambda^{(a)}(1, \xi_1^{(a)}, \xi_2^{(a)}) \quad a = 1, 2, 3.$$

where $\Lambda^{(a)}$ are arbitrary scale factors and

$$\xi_1^{(a)} = f\Upsilon_1^{(a)}, \quad \xi_2^{(a)} = f\Upsilon_1^{(a)}\Upsilon_2^{(a)}. \quad (22)$$

As a consequence of (21):

$$f^3 = \frac{\left(\xi_2^{(1)} \xi_2^{(2)} \xi_2^{(3)}\right)^2}{\xi_1^{(1)} \xi_1^{(2)} \xi_1^{(3)}}. \quad (23)$$

For each puncture let us compute the two invariant (under rescaling and Weyl group action) combinations

$$\rho_1^{(a)} = \frac{\left(n_1^{(a)} + n_2^{(a)} + n_3^{(a)}\right)^3}{n_1^{(a)} n_2^{(a)} n_3^{(a)}} = \frac{\left(1 + \xi_1^{(a)} + \xi_2^{(a)}\right)^3}{\xi_1^{(a)} \xi_2^{(a)}} \quad (24)$$

$$\rho_2^{(a)} = \frac{\left(n_1^{(a)} + n_2^{(a)} + n_3^{(a)}\right)\left(n_1^{(a)}n_2^{(a)} + n_2^{(a)}n_3^{(a)} + n_1^{(a)}n_3^{(a)}\right)}{n_1^{(a)} n_2^{(a)} n_3^{(a)}} = \frac{\left(1 + \xi_1^{(a)} + \xi_2^{(a)}\right)\left(\xi_1^{(a)} + \xi_2^{(a)} + \xi_1^{(a)}\xi_2^{(a)}\right)}{\xi_1^{(a)} \xi_2^{(a)}}$$

Now it is clear how to explicitly relate Fock-Goncharov and spectral network variables. We first compute $\rho_1^{(a)}, \rho_2^{(a)}$ from spectral network, i.e. as functions of masses k_i . Then we find

$\xi_1^{(a)}, \xi_2^{(a)}$ from $\rho_1^{(a)}, \rho_2^{(a)}$, compute f from (23) and determine $\Upsilon_1^{(a)}, \Upsilon_2^{(a)}$ from (22). Finally, let us recall the relation between FG variables and $f, \Upsilon_1^{(a)}, \Upsilon_2^{(a)}$ (21) and Poisson brackets (20). This allows to write an explicit map

$$a_0 = s, x = r_2, y = \frac{f}{r_2}, b_1 = \frac{\Upsilon_1^{(1)}}{s}, c_1 = \frac{\Upsilon_2^{(3)}}{s}, c_0 = \frac{s \Upsilon_2^{(2)}}{\Upsilon_1^{(1)}}, a_1 = \frac{\Upsilon_1^{(3)} \Upsilon_1^{(1)}}{s \Upsilon_2^{(2)}}, b_0 = \frac{s \Upsilon_1^{(2)}}{\Upsilon_2^{(3)}} \quad (25)$$

The only technical difficulty arises in solving for $\xi_1^{(a)}, \xi_2^{(a)}$ from $\rho_1^{(a)}, \rho_2^{(a)}$. One may first determine $\mu^{(a)} = \xi_1^{(a)} \xi_2^{(a)}$ and $\nu^{(a)} = \xi_1^{(a)} + \xi_2^{(a)} + 1$ and then solve quadratic equation to find ξ 's from μ and ν . Note that from (24)

$$\mu^{(a)} = \frac{(\nu^{(a)})^3}{\rho_1^{(a)}}$$

and $\nu^{(a)}$ is a solution of a cubic equation for each puncture $a = 1, 2, 3$

$$(\nu^{(a)})^3 - \rho_2^{(a)} (\nu^{(a)})^2 + \rho_1^{(a)} \nu^{(a)} - \rho_1^{(a)} = 0.$$

7 Acknowledgments

I am very grateful to Greg Moore for many valuable advices without which this work would not be possible. I would like to express my thanks to the Aspen Center for Physics for hospitality during July 2013.

8 Appendix

Let us consider a deviation from the conformal point in the base of \mathcal{M} parametrized as

$$f_1^1 = n+2; \quad f_1^2 = n^2+2; \quad f_1^3 = n^3+2; \quad f_2^j = 3; \quad f_3^1 = n^{-1}+2; \quad f_3^2 = n^{-2}+2; \quad f_3^3 = n^{-3}+2.$$

Below we provide coefficients of the equation (11) for this simple deviation.

$$\begin{aligned} g_1 &= \frac{n+2}{3n^2}; \quad g_3 = \frac{-n^2 - 4n + 5}{3n^2 + 15n}; \quad u_1 = \frac{3n^3 + 13n^2 - 11n - 5}{3n^2 + 15n}; \\ g_2 &= \frac{-n^2 - 10n - 25}{9n^2}; \quad g_4 = \frac{-3n^3 + 3n^2 u_1 - 23n^2 + 6n u_1 - 47n - 35}{9n^2}; \\ g_6 &= \frac{-n^5 - 11n^4 + 3n^3 u_2 - 38n^3 + 6n^2 u_2 - 43n^2 - 15n}{9n^3}; \quad u_2 = \frac{n^5 + 8n^4 + 10n^3 - 24n^2 + 5n}{3n^3 + 15n^2}; \\ g_5 &= \frac{-n^4 - 10n^3 - 25n^2}{9n^3}; \quad g_7 = \frac{2n^2}{9} - \frac{119}{9n^2} + \frac{46n}{9} - \frac{4}{n} + \frac{107}{9}; \\ g_9 &= \frac{34n^4 + 157n^3 + 108n^2 - 175n - 124}{9n^2}; \\ g_{10} &= \frac{-n^6 - 58n^5 - 171n^4 + 91n^3 + 380n^2 - 53n - 188}{9n^2}; \\ g_{11} &= \frac{-15n^6 - 100n^5 - 119n^4 + 226n^3 + 293n^2 - 198n - 87}{9n^2}; \end{aligned}$$

$$g_8 = \frac{3n^5 + 30n^4 + 87n^3 + 29n^2 - 130n - 19}{9n^2}; u_3 = \frac{-3n^5 - 17n^4 + 46n^2 - 21n - 5}{3n^2 + 15n};$$

$$g_{12} = \frac{(n-1)^2(22n^5 + 130n^4 + 206n^3 - 25n^2 - 240n - 94)}{9n^2}$$

We find that for generic n the fiber of \mathcal{M} is a non-singular complex surface in \mathbb{C}^3 .

References

- [1] D. Gaiotto, G. Moore, A. Neitzke, “Wall-crossing, Hitchin Systems, and the WKB Approximation”, [arXiv:0907.3987]
- [2] N. Nekrasov, A. Rosly, S. Shatashvili, “Darboux coordinates, Yang-Yang functional, and gauge theory”, Nucl.Phys.Proc.Suppl. 216, p. 69, [arXiv:1103.3919].
- [3] D. Gaiotto, G. Moore, A. Neitzke, “Spectral networks”, [arXiv:1204.4824]
- [4] D. Gaiotto, G. Moore, A. Neitzke, “Spectral networks and snakes”, [arXiv:1209.0866]
- [5] D. P. Thurston, unpublished.
- [6] R. C. Penner, “The decorated Teichmuller space of Riemann surfaces”, Comm.Math.Phys., 113(1988), 299339.
- [7] V. Fock, A. Goncharov, “Dual Teichmuller and lamination spaces”, [arXiv:math/0510312].
- [8] V. Fock, A. Goncharov, “Moduli spaces of local systems and higher Teichmuller theory”, [arXiv:math/0311149].
- [9] D. Xie, “Higher laminations, webs and N=2 line operators”, [arXiv:1304.2390].
- [10] D. Xie, “Aspects of line operators of class S theories”, [arXiv:1312.3371].