

# Dengue in Madeira Island\*

Helena Sofia Rodrigues, M. Teresa T. Monteiro, Delfim F. M. Torres, Ana Clara Silva, Carla Sousa and Cláudia Conceição

**Abstract** Dengue is a vector-borne disease and 40% of world population is at risk. Dengue transcends international borders and can be found in tropical and subtropical regions around the world, predominantly in urban and semi-urban areas. A model for dengue disease transmission, composed by mutually-exclusive compartments representing the human and vector dynamics, is presented in this study. The data is from Madeira, a Portuguese island, where an unprecedented outbreak was detected on October 2012. The aim of this work is to simulate the repercussions of the control measures in the fight of the disease.

---

Helena Sofia Rodrigues  
Escola Superior de Ciências Empresariais, Instituto Politécnico de Viana do Castelo, Portugal  
e-mail: sofiaarodrigues@esce.ipvc.pt

M. Teresa T. Monteiro  
ALGORITMI, Departamento de Produção e Sistemas, Universidade do Minho, Portugal  
e-mail: tm@dps.uminho.pt

Delfim F. M. Torres  
CIDMA, Departamento de Matemática, Universidade de Aveiro, Portugal  
e-mail: delfim@ua.pt

Ana Clara Silva  
Instituto de Administração da Saúde e Assuntos Sociais, IP-RAM, Portugal  
e-mail: anaclarasilv@gmail.com

Carla Sousa  
Instituto de Higiene e Medicina Tropical, Universidade Nova de Lisboa, Portugal  
e-mail: CASousa@ihmt.unl.pt

Cláudia Conceição  
Instituto de Higiene e Medicina Tropical, Universidade Nova de Lisboa, Portugal  
e-mail: claudiaconceicao@ihmt.unl.pt

\* This is a preprint of a paper whose final and definite form will be published in the volume *Mathematics of Planet Earth* that initiates the book series *CIM Series in Mathematical Sciences* (CIM-MS) published by Springer. Submitted Oct/2013; Revised 16/July/2014 and 20/Sept/2014; Accepted 28/Sept/2014.

## 1 Introduction

During the last decades, the global prevalence of dengue increased considerably. Madeira's dengue outbreak of 2012 is the first epidemics in Europe since the one recorded in Greece in 1928 [16]. Local transmission was also reported, for the first time, in France and Croatia in 2010 [15, 20] and the threat of possible outbreaks of dengue fever in Europe is increasing. According to a recent study [3], 390 million dengue infections occur per year worldwide, of which 96 million with clinical symptoms. Methods considered by authorities for disease prevention include educational and vaccination campaigns, preventive drugs administration and surveillance programs.

Mathematical modeling plays a fundamental role in the study of the evolution of infectious diseases [1, 33, 36]. When formulating a model for a particular disease, a trade-off between simple and complex models is always present. The former, omit several details and are generally used for short-term and specific situations, but have the disadvantage of possibly being naive and unrealistic. The complex models have more details and are more realistic, but are generally more difficult to solve and analyze or may contain parameters whose estimates cannot be obtained [8]. Here we are interested in a dengue model defined by a system of ordinary differential equations, which enables the evaluation of the infectious disease transmission patterns.

The text is organized as follows. Section 2 presents some details about dengue, such as disease symptoms and vector transmission issues. The outbreak on Madeira island and measures to fight against the epidemics are described in Section 3. In Section 4 the mathematical model for the interaction between humans and mosquitoes is formulated, while numerical experiments using distinct levels of control are presented in Section 5. We end with Section 6 of conclusions and ideas for future work.

## 2 Dengue and the *Aedes* mosquito

Dengue is a vector-borne disease transmitted from an infected human to an *Aedes* mosquito, commonly *Aedes aegypti* or *Aedes albopictus*, during a female blood-meal [4]. Then, the infectious mosquito, that needs regular meals of blood to mature their eggs, bites a potential healthy human and transmits the disease, thus completing the extrinsic cycle of the virus. Four dengue serotypes are known, designated as DEN-1, 2, 3 and 4, which cause a wide spectrum of human disease, from asymptomatic cases to classic dengue fever (DF) and more severe cases, known as dengue hemorrhagic fever (DHF). Symptoms include fever, headache, nausea, vomiting, rash, and pain in the eyes, joints, and muscles. Symptoms may appear up to two weeks after the bite of an infected mosquito and usually last for one week. In severe cases, symptoms may include intense stomach pain, repeated vomiting, and bleeding from the nose or gums and can lead to death. Recovery from infection by one virus provides lifelong immunity against that virus but only confers partial and tran-

sient protection against subsequent infection by the other three serotypes. There is good evidence that a sequential infection increases the risk of developing DHF [39].

Unfortunately, there is no specific treatment for dengue. Activities, such as triage and management, are critical in determining the clinical outcome of dengue. A rapid and efficient front-line response not only reduces the number of unnecessary hospital admissions but also saves lives. Although there is no effective and safe vaccine for dengue, a number of candidates are undergoing various phases of clinical trials [40]. With four closely related serotypes that can cause the disease, there is a need for an effective vaccine that would immunize against all four types; if not, a secondary infection could, theoretically, lead to a DHF case. Another difficulty in the vaccine production is that there is a limited understanding of how the disease typically behaves and how the virus interacts with the immune system. Research to develop a vaccine is ongoing and the incentives to study the mechanism of protective immunity are gaining more support, now that the number of outbreaks around the world is increasing [6]. Several mathematical models, including a few taking into account vaccination and optimal control, have been proposed in the literature: see [27, 28, 29, 30, 31] and references therein.

The life cycle of the mosquito has four distinct stages: egg, larva, pupa and adult. The first three stages take place in water, whilst air is the medium for the adult stage. *Aedes* females have a peculiar oviposition behavior: they do not lay all the eggs of an oviposition at once, in the same breeding site, but rather release them in different places, thus increasing the probability of successful births [23, 35]. In urban areas, *Aedes aegypti* breed on water collections in artificial containers such as cans, plastic cups, used tires, broken bottles and flower pots. With increasing urbanization and crowded cities, environmental conditions foster the spread of the disease that, even in the absence of fatal forms, breed significant economic and social costs (absenteeism, immobilization, debilitation and medication) [7].

It is very difficult to control or eliminate *Aedes* mosquitoes because they are highly resilient, quickly adapting to changes in the environment and they have the ability to rapidly bounce back to initial numbers after disturbances resulting from natural phenomena (e.g., droughts) or human interventions (e.g., control measures). We can safely expect that transmission thresholds will vary depending on a range of factors. Reduction of vector populations, both adult mosquitoes and in immature states, is currently the only way to prevent dengue.

### 3 Madeira's dengue outbreak

An outbreak of dengue fever, that lasted about 21 weeks between early October 2012 and late February 2013, occurred in Madeira, a Portuguese island, whose capital is Funchal. As March 12th, 2013, 2168 probable cases of dengue fever have been reported, of which 1084 were laboratory confirmed. All reported cases refer to the resident population of the island and no deaths or severe cases were reported. On the same day, according to the data available, the outbreak was considered finished

by the Portuguese Health Authorities, since there was no autochthonous cases in the island [9]. The notified dengue fever cases in Madeira, by week, are in Figure 1. Note that the number of confirmed dengue cases is lower than the notified ones.

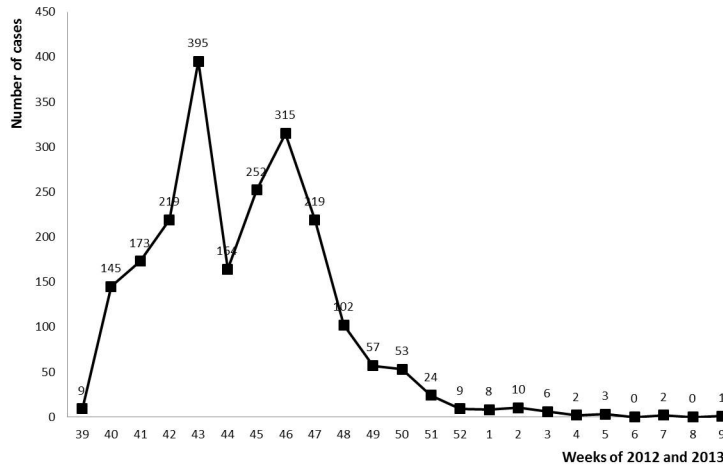


Fig. 1: Notified dengue fever cases in Madeira, by week, from October 2012 to February 2013 (Source: Instituto de Administração da Saúde e Assuntos Sociais, Região Autónoma da Madeira)

In Figure 2 it is possible to see the cumulative incidence of dengue cases along the island, by parish. Santa Luzia parish is the one that recorded the highest proportion of patients. As the mosquito lives mainly in urban areas with high human population density, and the vast majority of human cases were observed in this civil parish of the Funchal council, our study is constrained to this area.

The mosquito *Aedes aegypt* was detected in Madeira, for the first time, in 2005. The National Institute of Health Doutor Ricardo Jorge (INSA) performs reference laboratory diagnosis of dengue in Portugal. INSA conducted confirmatory laboratory diagnosis and identified the presence of DEN-1 virus in human samples [19]. Molecular analyses reported that the virus in Madeira island could have origin in Brazil or Venezuela, where the virus presents similar features and with whom there are intensive movements of trade and people [19].

After the acknowledgement of the presence of the dengue mosquito in Madeira, local Health authorities implemented several strategies to control this invasive specie of mosquitoes. However, the results showed small effects. *Aedes aegypti* in Madeira present a high resistance level to DDT, permethrin and deltamethrin, the common tools allowed by the World Health Organization (WHO) [34]. Therefore, local measures changed to educational campaigns and entomological surveillance, to monitor the vector spread using traps, both for eggs and adult forms. Educational campaigns appealed the population to apply repellent and wear large clothes to avoid

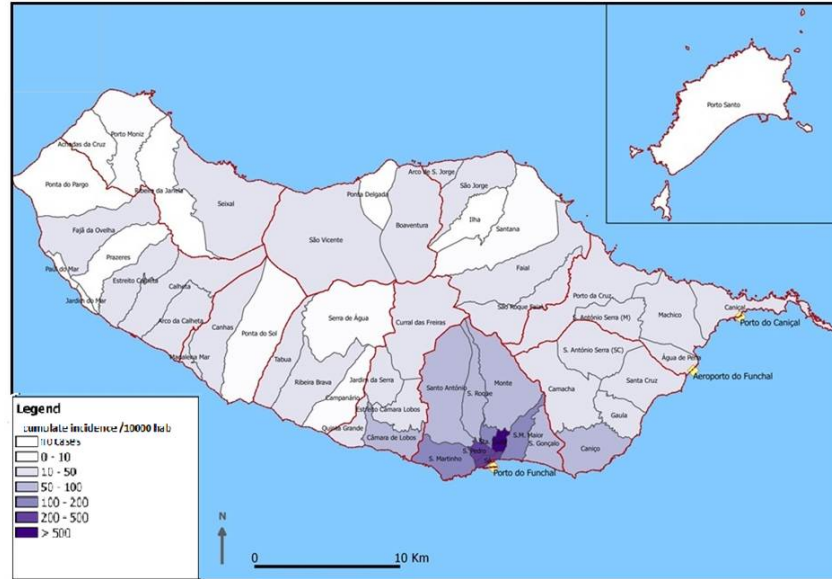


Fig. 2: Cumulative incidence of dengue in Madeira, by parish, from October 2012 to February 2013 (Source: Instituto de Administração da Saúde e Assuntos Sociais, Região Autónoma da Madeira)

mosquito bites. Moreover, all recipients that could serve to breed the mosquito, like water collections in artificial containers (e.g., cans, plastic cups, used tires, broken bottles and flower pots), were asked to be removed or covered. Media-based tools were used to inform the population. These included newspapers, TV programs, TV spots, radio programs, radio spots, flyers, internet sites, announcements and specific talks in public places. A medical appointment dedicated to the dengue disease was also implemented in a health unit in Funchal, and a program for the monitoring of traps implemented. The number of eggs per trap, dispersedly placed along the island, with emphasis on the southern slope, were counted in order to understand their spatial distribution. Weekly entomological reports of *Aedes aegypti* in Madeira island were, and still are, broadcasted to sectorial partners. The application of insecticide was only applied in strategic places, such as the central hospital, the health unit dedicated to the attendance of dengue cases and a school identified as a transmission area [37].

## 4 The mathematical model

Taking into account the model presented in [10, 11] and the considerations of [25, 26], a temporal mathematical model to study Madeira's dengue outbreak is here proposed. It includes three epidemiological states for humans:

- $S_h(t)$  — susceptible (individuals who can contract the disease);
- $I_h(t)$  — infected (individuals who can transmit the disease);
- $R_h(t)$  — resistant (individuals who have been infected and have recovered).

These compartments are mutually-exclusive. There are three other state variables, related to the female mosquitoes (male mosquitos are not considered because they do not bite humans and consequently do not influence the dynamics of the disease):

- $A_m(t)$  — aquatic phase (includes egg, larva and pupa stages);
- $S_m(t)$  — susceptible (mosquitoes that can contract the disease);
- $I_m(t)$  — infected (mosquitoes that can transmit the disease).

In order to make a trade-off between simplicity and reality of the epidemiological model, some assumptions are considered:

- there is no vertical transmission, *i.e.*, an infected mosquito cannot transmit the disease to their eggs;
- total human population  $N_h$  is constant:  $S_h(t) + I_h(t) + R_h(t) = N_h$  at any time  $t$ ;
- the population is homogeneous, which means that every individual of a compartment is homogeneously mixed with the other individuals;
- immigration and emigration are not considered during the period under study;
- homogeneity between host and vector populations, that is, each vector has an equal probability to bite any host;
- humans and mosquitoes are assumed to be born susceptible.

To analyze the disease evolution, two control measures are considered in the model:

- $c_m(t)$  — proportion of insecticide (adulticide),  $0 \leq c_m(t) \leq 1$ ;
- $1 - \alpha(t)$  — proportion of ecological control,  $0 < \alpha(t) \leq 1$ .

The application of adulticides is the most common control measure. However, its efficacy is often constrained by the difficulty in achieving sufficiently high coverage of resting surfaces and the insecticide resistance by the mosquito. Besides, the long term use of adulticide comports several risks: it can affect other species, it is linked to numerous adverse health effects, including the worsening of asthma and respiratory problems. The purpose of ecological control, that is, educational campaigns, is to reduce the number of larval habitat areas available to mosquitoes. The mosquitoes are most easily controlled by treating, cleaning and/or emptying containers that hold water, since the eggs of the specie are laid in water-holding containers. The ecological control must be done by both public health officials and residents in the affected areas. The participation of the entire population in removing still water from domestic recipients and eliminating possible breeding sites is essential [40].

Our dengue epidemic model makes use of the parameters described in Table 1 and consists of the system of differential equations

Table 1: Parameters in the epidemiological model (1)–(2)

Para meter	Description	Range of values in literature	Value used	Source
$N_h$	total population		112000	[18]
$B$	average daily biting (per day)		1/3	[12]
$\beta_{mh}$	transmission probability from $I_m$ (per bite)	[0.25, 0.33]	0.25	[12]
$\beta_{hm}$	transmission probability from $I_h$ (per bite)	[0.25, 0.33]	0.25	[12]
$1/\mu_h$	average lifespan of humans (in days)		$\frac{1}{79 \times 365}$	[18]
$1/\eta_h$	average viremic period (in days)	[1/15, 1/4]	1/7	[5]
$1/\mu_m$	average lifespan of adult mosquitoes (in days)	[1/45, 1/8]	1/15	[14, 17, 22]
$\varphi$	number of eggs at each deposit per capita (per day)		6	[32]
$1/\mu_A$	natural mortality of larvae (per day)		0.2363	[2]
$\eta_A$	maturation rate from larvae to adult (per day)	[1/11, 1/7]	1/9	[24]
$k$	number of larvae per human		0.9	[13, 38]

$$\begin{cases} \frac{dS_h(t)}{dt} = \mu_h N_h - \left( B\beta_{mh} \frac{I_m(t)}{N_h} + \mu_h \right) S_h(t) \\ \frac{dI_h(t)}{dt} = B\beta_{mh} \frac{I_m(t)}{N_h} S_h(t) - (\eta_h + \mu_h) I_h(t) \\ \frac{dR_h(t)}{dt} = \eta_h I_h(t) - \mu_h R_h(t) \end{cases} \quad (1)$$

coupled with the nonlinear control system

$$\begin{cases} \frac{dA_m(t)}{dt} = \varphi \left( 1 - \frac{A_m(t)}{\alpha(t)kN_h} \right) (S_m(t) + I_m(t)) - (\eta_A + \mu_A) A_m(t) \\ \frac{dS_m(t)}{dt} = \eta_A A_m(t) - \left( B\beta_{hm} \frac{I_h(t)}{N_h} + \mu_m + c_m(t) \right) S_m(t) \\ \frac{dI_m(t)}{dt} = B\beta_{hm} \frac{I_h(t)}{N_h} S_m(t) - (\mu_m + c_m(t)) I_m(t) \end{cases} \quad (2)$$

subject to the initial conditions

$$\begin{aligned} S_h(0) &= S_{h0}, & I_h(0) &= I_{h0}, & R_h(0) &= R_{h0}, \\ A_m(0) &= A_{m0}, & S_m(0) &= S_{m0}, & I_m(0) &= I_{m0}. \end{aligned}$$

Note that the differential equation related to the aquatic phase does not involve the control variable  $c_m$ , because the adulticide does not produce effects in this stage of mosquito life. Figure 3 shows a scheme of the model.

In the next section we study the reality of Madeira's outbreak, using the most reliable information about the mosquito and the infected people. For a mathematical analysis of the model, in particular the analysis of equilibrium points and the basic reproduction number, we refer the reader to [28].

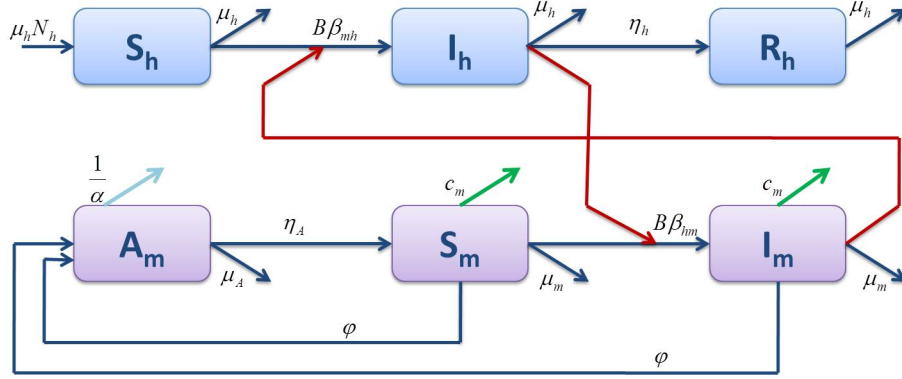


Fig. 3: Epidemiological model SIR (1) + ASI (2)

## 5 Numerical experiments

In this section, numerical results are presented. Our aim is to show a simulation of the possible evolution of the dengue outbreak occurred on Madeira island, using parameterized and validated epidemiological and entomological data. The human data was adapted to the Madeira region through official data [9, 18]. Despite the research efforts, some information required for the model parametrization still lacks, especially entomological. This is due to the difficulty of obtaining it by laboratory assays. Even when experiments are possible, sometimes the mosquito behavior presents distinct features when in a controlled environment or in nature [21]. For this reason, a range of values for mosquito parameters were analyzed (see Table 1 for details). The initial values for the system of differential equations (1)–(2) are:

$$\begin{aligned} S_h(0) &= 111991, \quad I_h(0) = 9, \quad R_h(0) = 0, \\ A_m(0) &= 111900 \times 6, \quad S_m(0) = 111900 \times 3, \quad I_m(0) = 1000. \end{aligned}$$

The software used in the simulations was `Matlab`, with the routine `ode45`. This function implements a Runge–Kutta method with a variable time step for efficient computation. Figure 4 shows different simulations for educational campaigns, without application of insecticide. This was the major control measure to fight the disease. It is possible to see that educational campaigns have an important role in the decrease of infected human and the best curve that fits the real data has an implementation of ecological control between 50% and 75%. Table 2 presents the total number of infected human individuals for the simulations done. Without any control measure, about 12% of all population of Funchal would be infected. A common sense conclusion is that when we increase the proportion of control measures, the number of infected decreases considerably. In the same manner, the application of even small quantities of insecticide, seems to increase the effects of ecological con-

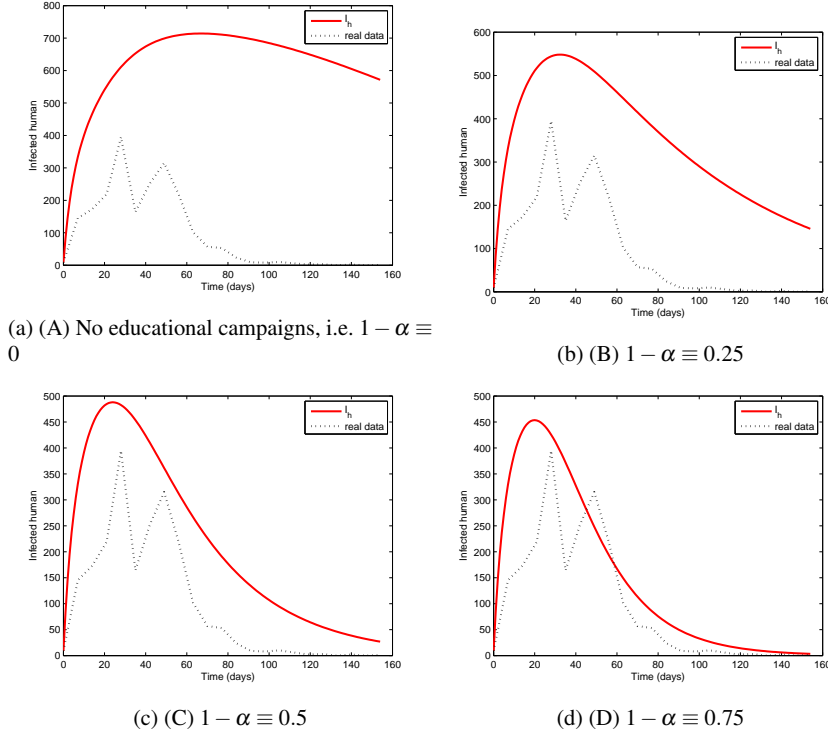


Fig. 4: Number of infected individuals without insecticide usage (i.e.,  $c_m = 0$ ) but with distinct levels of educational campaigns (continuous line) *versus* observed real data (dotted line)

trol (compare simulations *C* and *E*). The explanation for this lies in the fact that, when an outbreak occurs, the application of an efficient adulticide will immediately affect the transmission rate of the virus. Educational campaigns, even being a good strategy for the ecological control of the mosquito, imply time to promote the necessary motivation for the people to react to the disease. The graphs with education campaigns at 50% and a variation of insecticide application are shown in Figure 5. The curves that better illustrate the peak of the epidemics use between 0% to 1% of insecticide. However, when compared to the table of total infected cases (Table 2), the nearest simulation is F ( $\alpha = 50\%$  and  $c_m = 2\%$ ). In fact, this difference can be explained by the fact that the simulation is made by comparing the total infected cases with the notified ones. It is well known by Health Authorities that, besides the asymptomatic cases, some patients do not go to the Health Centers: not only because they have light symptoms but also because their relatives or neighbors had already had dengue and they think they can handle the situation by themselves, at home.

Table 2: Total number of infected individuals

Simulations	Control Values	Total Number of Infected
A	no control, i.e. $1 - \alpha = c_m \equiv 0$	13677
B	$1 - \alpha \equiv 0.25$ and $c_m \equiv 0$	7719
C	$1 - \alpha \equiv 0.50$ and $c_m \equiv 0$	4827
D	$1 - \alpha \equiv 0.75$ and $c_m \equiv 0$	3388
E	$1 - \alpha \equiv 0.5$ and $c_m \equiv 0.01$	3073
F	$1 - \alpha \equiv 0.5$ and $c_m \equiv 0.02$	2210
G	$1 - \alpha \equiv 0.5$ and $c_m \equiv 0.05$	1179
real data		2168

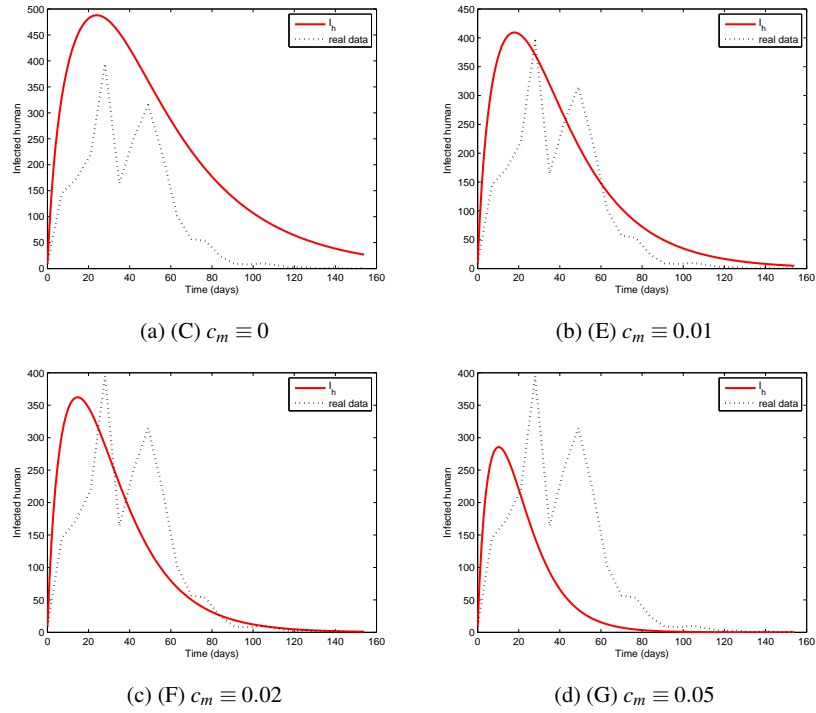


Fig. 5: Number of infected individuals for a constant educational campaign of  $1 - \alpha \equiv 0.5$  and distinct levels of insecticide (continuous line) *versus* observed real data (dotted line)

*Remark 1.* A simple tuning of the control parameters  $\alpha$  and  $c_m$ , by using some optimization technique like least square or curve fitting, does not seem appropriate here. Using the least square method to choose the best combination of the two controls, we obtained the proportion of adulticide  $c_m = 0.0280$  and the value for educational campaigns  $1 - \alpha = 0$ . This last value implies that the ecological control has no influence whatsoever in the system, which is not in agreement with the case under study.

## 6 Conclusions

One of the most important issues in epidemiology is to improve control strategies with the final goal to reduce or even eradicate a disease. In this paper a dengue model based on two populations, humans and mosquitoes, with educational and insecticide control measures, has been presented. Our study provides some important epidemiological insights about the impact of vector control measures into dengue in Madeira island. The work was done with collaboration of the *Instituto de Higiene e Medicina Tropical*, which provided us with valuable information about the disease characteristics and entomologic aspects, and *Instituto de Administração da Saúde e Assuntos Sociais* from Madeira, which gave us specific information about the outbreak, namely real numbers of the disease, affected areas and what kind of control was done in the island. Such cooperation and discussions with entomologists and doctors, was crucial to tune the parameter values of the mathematical model. Our results show how dengue burden can decrease with the help of vector control measures such as insecticide and ecological control. We concluded that small quantities of insecticide have a considerable impact in the short time intervention when an outbreak occurs. The application of educational campaigns decreases the disease burden and can act as a long time prevention. As future work, we intend to add an optimal control analysis to decide whether a given combination of control values is the best. Such analysis will be important for policy makers to know the optimal combination of the control strategies.

## Acknowledgements

This work was partially supported by The Portuguese Foundation for Science and Technology (FCT): Rodrigues and Torres through the Center for Research and Development in Mathematics and Applications (CIDMA) within project PEST-OE/MAT/UI4106/2014; Monteiro by the ALGORITMI Research Centre and project PEST-OE/EEI/UI0319/2014; Silva and Sousa by the project “Dengue in Madeira archipelago. Risk assessment for the emergence of *Aedes aegypti* mediated arboviruses and tools for vector control” with reference PTDC/SAU-EPI/115853/2009.

The authors are very grateful to two anonymous referees, for valuable remarks and comments, which contributed to the quality of the paper.

## References

1. R. M. Anderson and R. M. May. *Infectious diseases of humans: Dynamics and control*. Oxford University Press, 1991.
2. J. Barrios, A. Piétri, G. Joya, A. Marrero and H. de Arazoza. A differential inclusion approach for modeling and analysis of dynamical systems under uncertainty. Application to dengue disease transmission. *Soft Comput.*, 17:239–253, 2013.
3. S. Bhatt *et al.* The global distribution and burden of dengue. *Nature*, 496:504–507, 2013.
4. P. Cattand *et al.* Tropical Diseases Lacking Adequate Control Measures: Dengue, Leishmaniasis, and African Trypanosomiasis. *Disease Control Priorities in Developing Countries*, DCP Publications, 451–466, 2006.
5. M. Chan and M. A. Johansson. The Incubation Periods of Dengue Viruses. *PLoS ONE*, 7(11):e50972, 2012.
6. Dengue Virus Net. <http://denguevirusnet.com>, Jan 2013.
7. M. Derouich and A. Boutayeb. Dengue fever: Mathematical modelling and computer simulation. *Appl. Math. Comput.*, 177(2):528–544, 2006.
8. O. Diekmann and J. A. P. Heesterbeek. *Mathematical epidemiology of infectious diseases: Model building, analysis and interpretation*. New York, John Wiley and Sons, 2000.
9. DGS. Directorate-General of Health. Dengue Madeira. <http://www.dgs.pt>, Mar 2013.
10. Y. Dumont and F. Chiroleu. Vector control for the chikungunya disease. *Mathematical Bioscience and Engineering*, 7(2):313–345, 2010.
11. Y. Dumont, F. Chiroleu and C. Domerg. On a temporal model for the chikungunya disease: modeling, theory and numerics. *Math. Biosci.*, 213(1):80–91, 2008.
12. D. A. Focks, R. J. Brenner, J. Hayes and E. Daniels. Transmission thresholds for dengue in terms of *Aedes aegypti* pupae per person with discussion of their utility in source reduction efforts. *Am. J. Trop. Med. Hyg.*, 62:11–18, 2000.
13. D. A. Focks, E. Daniels, D. G. Haile, J. E. Keesling. A simulation model of the epidemiology of urban dengue fever: literature analysis, model development, preliminary validation, and samples of simulation results. *Am. J. Trop. Med. Hyg.*, 53:489–506, 1995.
14. D. A. Focks, D. G. Haile, E. Daniels and G. A. Mount. Dynamic life table model for *Aedes aegypti* (Diptera: Culicidae): analysis of the literature and model development *J. Med. Entomol.*, 30:1003–1017, 1993.
15. I. Gjenero-Margan *et al.* Autochthonous dengue fever in Croatia, August–September 2010. *Euro Surveill.* 16(9), 2011.
16. S. B. Halstead and G. Papaevangelou. Transmission of dengue 1 and 2 viruses in Greece in 1928. *Am. J. Trop. Hyg.*, 29(4):635–637, 1980.
17. L. C. Harrington *et al.* Analysis of survival of young and old *Aedes aegypti* (Diptera: Culicidae) from Puerto Rico and Thailand *Journal of Medical Entomology*, 38:537–547, 2001.
18. INE. Statistics Portugal. <http://censos.ine.pt>
19. INSA. National Health Institute Doutor Ricardo Jorge. Dengue Madeira. <http://www.insa.pt/sites/INSA/Portugues/ComInf/Noticias/Paginas/DengueMadeiraDiagLab.aspx>, 2012.
20. G. La Ruche *et al.* First two autochthonous dengue virus infections in metropolitan France, September 2010. *Euro Surveill.* 15(39), 2010.
21. P. M. Luz, C. T. Codeço, E. Massad and C. J. Struchiner. Uncertainties Regarding Dengue Modeling in Rio de Janeiro, Brazil. *Mem. Inst. Oswaldo Cruz*, 98(7):871–878, 2003.
22. R. Maciel-de-Freitas, W. A. Marques, R. C. Peres, S. P. Cunha and R. Lourenço-de-Oliveira. Variation in *Aedes aegypti* (Diptera: Culicidae) container productivity in a slum and a suburban district of Rio de Janeiro during dry and wet seasons. *Mem. Inst. Oswaldo Cruz*, 102:489–496, 2007.

23. M. Otero, N. Schweigmann and H. G. Solari. A stochastic spatial dynamical model for aedes aegypti. *Bull. Math. Biol.*, 70(5):1297–1325, 2008.
24. H. Padmanabha *et al.* Temperature induces trade-offs between development and starvation resistance in *Aedes aegypti* (L.) larvae. *Med. Vet. Entomol.*, 25(4):445–53, 2011.
25. H. S. Rodrigues, M. T. T. Monteiro and D. F. M. Torres. Optimization of dengue epidemics: a test case with different discretization schemes. *AIP Conf. Proc.*, 1168(1):1385–1388, 2009. arXiv:1001.3303
26. H. S. Rodrigues, M. T. T. Monteiro and D. F. M. Torres. Insecticide control in a dengue epidemics model. *AIP Conf. Proc.*, 1281(1):979–982, 2010. arXiv:1007.5159
27. H. S. Rodrigues, M. T. T. Monteiro and D. F. M. Torres. Dynamics of dengue epidemics when using optimal control. *Math. Comput. Modelling*, 52(9-10):1667–1673, 2010. arXiv:1006.4392
28. H. S. Rodrigues, M. T. T. Monteiro and D. F. M. Torres. Dengue in Cape Verde: vector control and vaccination. *Math. Popul. Stud.*, 20(4):208–223, 2013. arXiv:1204.0544
29. H. S. Rodrigues, M. T. T. Monteiro and D. F. M. Torres. Bioeconomic perspectives to an optimal control dengue model. *Int. J. Comput. Math.* 90(10):2126–2136, 2013. arXiv:1303.6904
30. H. S. Rodrigues, M. T. T. Monteiro and D. F. M. Torres. Vaccination models and optimal control strategies to dengue. *Math. Biosci.*, 247(1):1–12, 2014. arXiv:1310.4387
31. H. S. Rodrigues, M. T. T. Monteiro and D. F. M. Torres. Seasonality effects on Dengue: basic reproduction number, sensitivity analysis and optimal control. *Math. Meth. Appl. Sci.*, in press. DOI:10.1002/mma.3319 arXiv:1409.3928
32. H. S. Rodrigues, M. T. T. Monteiro, D. F. M. Torres and A. Zinober. Dengue disease, basic reproduction number and control. *Int. J. Comput. Math.*, 89(3):334–346, 2012. arXiv:1103.1923
33. P. Rodrigues, C. J. Silva and D. F. M. Torres. Cost-effectiveness analysis of optimal control measures for tuberculosis. *Bull. Math. Biol.*, in press. DOI:10.1007/s11538-014-0028-6 arXiv:1409.3496
34. G. F. R. Seixas. *Aedes* (Stegomyia) *aegypti* (Diptera, Culicidae) da ilha da Madeira: origem geográfica e resistência aos insecticidas. *Master Thesis*, Universidade Nova de Lisboa, 2012.
35. E. K. Shuman. Global climate change and infectious diseases. *Emerging Infectious Diseases. New England Journal of Medicine* 362:1061–1063, 2010.
36. C. J. Silva and D. F. M. Torres. Optimal control for a tuberculosis model with reinfection and post-exposure interventions. *Math. Biosci.*, 244(2):154–164, 2013. arXiv:1305.2145
37. C. A. Sousa *et al.* Ongoing outbreak of dengue type 1 in the Autonomous Region of Madeira, Portugal: preliminary report. *Euro Surveill* 17(49), 2012.
38. T. M. Watson and B. H. Kay Vector competence of *Aedes notoscriptus* (Diptera: Culicidae) for Barmah Forest Virus and of this species and *Aedes aegypti* (Diptera: Culicidae) for dengue 1–4 viruses in Queensland, Australia. *Journal of Medical Entomology*, 36:508–514, 1999.
39. H. J. Wearing. Ecological and immunological determinants of dengue epidemics. *Proc. Natl. Acad. Sci USA*, 103(31):11802–11807, 2006.
40. WHO. *Dengue: guidelines for diagnosis, treatment, prevention and control*. World Health Organization, 2nd edition, 2009.