

# Modulated escape from a metastable state driven by colored noise

Jannis Schuecker,<sup>1</sup> Markus Diesmann,<sup>1,2,3</sup> and Moritz Helias<sup>1</sup>

<sup>1</sup>*Institute of Neuroscience and Medicine (INM-6) and Institute for Advanced Simulation (IAS-6) and JARA BRAIN Institute I, Jülich Research Centre, Jülich, Germany*

<sup>2</sup>*Department of Psychiatry, Psychotherapy and Psychosomatics, Medical Faculty, RWTH Aachen University, Aachen, Germany*

<sup>3</sup>*Department of Physics, Faculty 1, RWTH Aachen University, Aachen, Germany*

(Dated: February 24, 2019)

Many phenomena in nature are described by excitable systems driven by colored noise. We here present a general method of reduction to a lower dimensional system, capturing the color of the noise by dynamic boundary conditions. We apply the formalism to the leaky integrate-and-fire neuron model, revealing an analytical expression for the transfer function valid up to moderate frequencies. This enables the characterization of the response properties of such excitable units and the assessment of oscillations emerging in networks thereof.

PACS numbers: 05.40.-a, 05.10.Gg, 87.19.lj

## I. INTRODUCTION

In his pioneering work Kramers [1] investigated chemical reaction rates by considering the noise-activated escape from a metastable state as a problem of Brownian motion over a barrier. In the overdamped case, this generic setting applies to various phenomena ranging from ion channel gating [2], Josephson junctions [3–5], tunnel diodes [6], semiconductor lasers [7] to abstract models of cancer growth [8]. These studies assume the noise statistics to have a white spectrum. This idealization simplifies the analytical treatment and is the limit of non-white processes for vanishing correlation time [9]. White noise cannot exist in real systems, which is obvious considering, for example, the voltage fluctuations generated by thermal agitation in a resistor [10, 11]: if fluctuations had a flat spectrum, power dissipation would be infinite. In a non-equilibrium setting a system is driven by an external fluctuating force. The simplest model for such a non-white noise is characterized by a single time constant, representing a more realistic colored-noise model.

The effect of colored noise is relevant in modeling the phase difference in lasers [12], the velocity in turbulence models [13], genetic selection [14] and chemical reactions [15] (for further examples see [16, 17]). Its influence on the escape from a metastable state has been studied theoretically as the stationary mean first passage time (MFPT) of a particle in the Landau potential [15, 18–22]. Treating colored noise analytically comes along with considerable difficulties, since it adds a dimension to the governing Fokker-Planck equation (FPE) and the common strategy is to reduce the colored-noise problem to an effective white-noise system. Doering et al. [22] and Kłosek and Hagan [23] developed these approaches further by singular perturbation methods and boundary-layer theory, showing that the leading order correction to the static MFPT stems from an appropriate treatment of the boundary conditions of the effective system.

The organization of this work is as follows. In

Section II we extend the works by Doering et al. [22] and Kłosek and Hagan [23] to the time-dependent case by a perturbation expansion of the flux operator appearing in the FPE itself. This approach leads to a general method that reduces a first order differential equation driven by additive and fast colored noise to an effective one-dimensional system, allowing the study of time-dependent phenomena and thus revealing the spectral properties of the system. The effective formulation implicitly contains the matching between outer and boundary-layer solutions. The latter appear close to absorbing boundaries and are obtained by a half-range expansion. Our main result is that colored-noise approximations for stationary but more importantly also for dynamic quantities are directly obtained by shifting the location of the boundary conditions in the solutions for the corresponding white-noise system.

In Section III we apply this general result to the particular problem of modeling biological membranes: the leaky integrate-and-fire (LIF) neuron model [24, 25] with exponentially decaying post-synaptic currents can equivalently be described as a first-order differential equation driven by colored noise. Based on Doering et al. [22], Kłosek and Hagan [23], Brunel et al. [26, 27] calculated the high-frequency limit of its transfer function. Here we complement these works deriving a novel analytical expression for the transfer function valid up to moderate frequencies, which we confirm by direct simulations. While for slow noise, an adiabatic approximation for the transfer function is known [28], this first order correction in the time scale of the noise is a qualitatively new result. In the previous work by Fourcaud and Brunel [27] it was claimed that the first order correction to the transfer function vanishes in this biologically relevant regime.

The transfer function is at the heart of the contemporary theory of fluctuations in spiking neuronal networks [29, 30] and allows the derivation of analytical expressions for experimentally observable measures, such as pairwise correlations [31] and oscillations in the population activity [32, 33]. In Section IV we show analytically how

realistic synaptic filtering affects the power spectrum in a recurrent network of excitatory and inhibitory neurons, a question that has been inaccessible prior to the present work.

## II. REDUCTION FROM COLORED TO WHITE NOISE

Consider a pair of coupled stochastic differential equations (SDE) with a slow component  $y$  with time scale  $\tau$ , driven by a fast Ornstein-Uhlenbeck process  $z$  with time scale  $\tau_s$ . In dimensionless time  $s = t/\tau$  and with  $k = \sqrt{\tau_s/\tau}$  relating the two time constants we have

$$\begin{aligned} \frac{dy}{ds} &= f(y, s) + \frac{z}{k} \\ k \frac{dz}{ds} &= -\frac{z}{k} + \xi, \end{aligned} \quad (1)$$

with a unit variance white noise  $\langle \xi(s+u)\xi(s) \rangle = \delta(u)$ . The setting (1) describes an overdamped Brownian motion of a particle in a possibly time dependent potential  $F(y, s) = -\int^y f(y', s) dy'$ , driven by colored noise. The generic problem of escape from such a potential is illustrated in Figure 1A where the particle has to overcome a smooth barrier. The latter can be simplified, assuming an absorbing boundary at the right end  $y = \theta$  of the domain, illustrated in Figure 1B for the quadratic potential  $F(y) = y^2$ . The potential  $F(y) = -y^2 + y^4$  (Figure 1C) is regarded as the archetypal form giving rise to a bistable system and is reviewed in [34] and [35]. The MFTP from one well to the peak of the potential can be calculated by assuming an absorbing boundary at the maximum, formally reducing this case to the one shown in Figure 1B. Note that the MFTP from one well to the other is not directly related to the MFTP to the peak, but rather is twice the MFTP to an absorbing boundary on the separatrix in the two-dimensional domain [36] spanned by  $y$  and  $z$ . However, we are here interested in the case where the component  $y$  crosses a constant threshold value [37].

Initially we revisit the intuitive argument that in the case of fast noise  $\tau_s \ll \tau$  the slow component  $y$  approximately obeys the one-dimensional SDE  $\frac{dy}{ds} = f(y, s) + \xi(s)$ . Heuristically this can be viewed as  $y$  integrating  $z$  on a time scale  $\tau$ . For finite  $\tau_s$  the integral of the autocorrelation of  $z$  is  $k^2$ , identical to the limit of vanishing  $\tau_s$ , where  $z(s) = k\xi(s)$  becomes a white noise. We here set out to formally derive an effective diffusion equation for  $y$  to obtain a formulation in which we can include the absorbing boundaries that are essential to study an escape problem. We consider the FPE [38] corresponding to the two-dimensional system (1)

$$k^2 \partial_s P = \partial_z \left( \frac{1}{2} \partial_z + z \right) P - k^2 \partial_y S_y P, \quad (2)$$

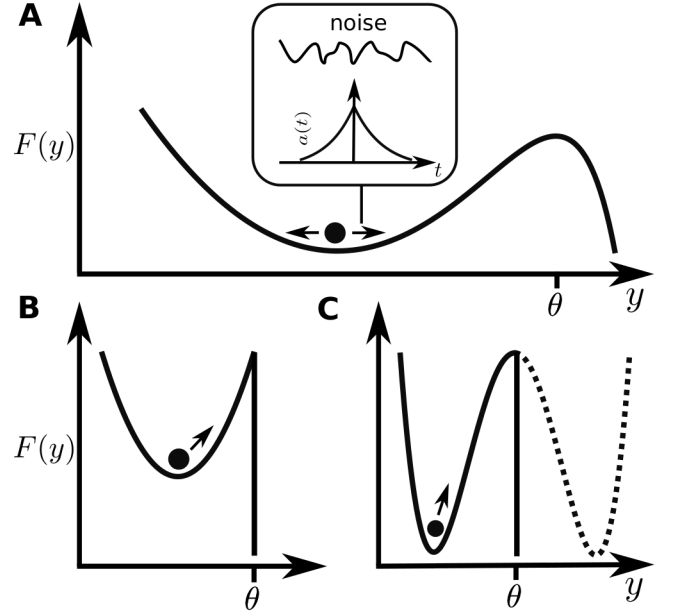


Figure 1. **Escape from a metastable state.** **A** Overdamped motion of a particle driven by colored noise (with exponentially decaying autocovariance  $a(t)$ , inset) in a quadratic potential  $F(y) = y^2$  with smooth boundary near  $\theta$ . **B** Quadratic potential with hard absorbing boundary. **C** Bistable potential  $F(y) = -y^2 + y^4$  with absorbing boundary at the maximum.

where  $P(y, z, s)$  denotes the probability density and we introduce the probability flux operator in  $y$ -direction as  $S_y = f(y, s) + z/k$ . Factoring-off the stationary solution of the fast part of the Fokker-Planck operator,  $P = Q \frac{e^{-z^2}}{\sqrt{\pi}}$ , we observe the change of the differential operator  $\partial_z (\frac{1}{2} \partial_z + z) \rightarrow L \equiv (\frac{1}{2} \partial_z - z) \partial_z$ , which transforms (2) to

$$k^2 \partial_s Q = LQ - kz \partial_y Q - k^2 \partial_y f(y, s) Q. \quad (3)$$

We refer to  $Q$  as the outer solution, since initially we do not consider the absorbing boundary condition. The strategy is as follows: we show that the terms of first and second order in the small parameter  $k$  of the perturbation ansatz

$$Q = \sum_{n=0}^2 k^n Q^{(n)} + O(k^3) \quad (4)$$

cause an effective flux acting on the  $z$ -marginalized solution  $\tilde{P}(y, s) = \int dz \frac{e^{-z^2}}{\sqrt{\pi}} Q(y, z, s)$  that can be expressed as a one-dimensional FPE which is correct up to linear order in  $k$ . To this end we need to know the first order correction to the marginalized probability flux  $\nu_y(y, s) \equiv \int dz \frac{e^{-z^2}}{\sqrt{\pi}} S_y Q(y, z, s) = \sum_{n=0}^1 k^n \nu_y^{(n)}(y, s) + O(k^2)$ . Inserting the perturbation ansatz (4) into (3) we have  $LQ^{(0)} = 0$ . Noting the property  $Lz^n = \frac{1}{2}n(n-1)z^{n-2} -$

$nz^n$ , we see that the lowest order does not imply any further constraints on the  $z$ -independent solution  $Q^{(0)}(y, s)$ , which must be consistent with the solution to the one-dimensional Fokker-Planck equation corresponding to the limit  $k \rightarrow 0$  of (1). The first and second orders are

$$\begin{aligned} LQ^{(1)} &= z\partial_y Q^{(0)} \\ LQ^{(2)} &= \partial_s Q^{(0)} + z\partial_y Q^{(1)} + \partial_y f(y, s)Q^{(0)}. \end{aligned} \quad (5)$$

With  $Lz = -z$ , the general solution for the first order

$$Q^{(1)}(y, z, s) = Q_0^{(1)}(y, s) - z\partial_y Q^{(0)}(y, s) \quad (6)$$

leaves the freedom to choose a homogeneous ( $z$ -independent) solution  $Q_0^{(1)}(y, s)$  of  $L$ . To generate the term linear in  $z$  on the right hand side of the second order in (5), we need a term  $-z\partial_y Q^{(1)}$ . The terms constant in  $z$  require contributions proportional to  $z^2$ , because  $Lz^2 = -2z^2 + 1$ . However, they can be dropped right away since their contribution to  $\nu_y^{(1)}$  vanishes after marginalization. For the same reason the homogeneous solution  $Q_0^{(2)}(y, s)$  can be dropped. Collecting all terms which contribute to  $\nu_y$  in orders  $k^2$  and higher in  $\iota$ , the only relevant part of the second order solution is  $-z\partial_y Q_0^{(1)}(y, s)$ , which leaves us with

$$\begin{aligned} Q(y, z, s) &= Q^{(0)}(y, s) + kQ_0^{(1)}(y, s) \\ &\quad - kz\partial_y Q^{(0)}(y, s) - k^2 z\partial_y Q_0^{(1)}(y, s) + \iota, \end{aligned} \quad (7)$$

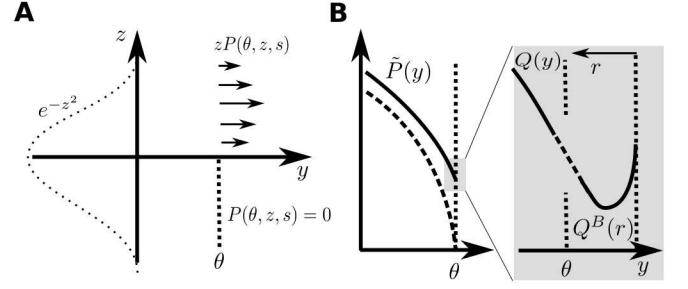
from which we obtain the marginalized flux

$$\nu_y(y, s) = \left( f(y, s) - \frac{1}{2}\partial_y \right) \tilde{P}(y, s) + O(k^2). \quad (8)$$

We observe that  $f(y, s) - \frac{1}{2}\partial_y$  is the flux operator of a one-dimensional system driven by a unit variance white noise and  $\tilde{P}(y, s) \equiv Q^{(0)}(y, s) + kQ_0^{(1)}(y, s)$  is the marginalization of (7) over  $z$ . Note that in (7) the higher order terms in  $k$  appear due to the operator  $kz\partial_y$  in (3) that couples the  $z$  and  $y$  coordinate. Eq. (8) shows that these terms cause an effective flux that only depends on the  $z$ -marginalized solution  $\tilde{P}(y, s)$ . This allows us to obtain the time evolution by applying the continuity equation to the effective flux (8) yielding the effective FPE

$$\partial_s \tilde{P} = -\partial_y \nu_y(y, s) = \partial_y \left( -f(y, s) + \frac{1}{2}\partial_y \right) \tilde{P}. \quad (9)$$

Effective FPEs, to first order identical to (9), but also including higher order terms, have been derived earlier [15, 18–21]. These approaches have been criticized for an untended treatment of the boundary conditions of the effective system [23]. Doering et al. [22] and Kłosek and Hagan [23] used singular perturbation methods and boundary layer theory to show that the  $O(k)$  correction to the static MFPT stems from colored-noise boundary conditions for the marginalized density of the effective system. Extending this approach to the transient



**Figure 2. Boundary conditions.** **A** Flux and boundary condition in the two-dimensional colored-noise system. On the negative half plane  $z < 0$  the density must vanish at threshold  $\theta$ . **B** Density of the white-noise system (dashed curve) vanishes at threshold. The density of the effective system (solid curve) has a finite value at threshold which is determined by the matching between the outer solution  $Q$  and the boundary layer solution  $Q^B$  (shown in enlargement).

case requires a time-dependent boundary condition for  $\tilde{P}$  or, equivalently, for  $Q_0^{(1)}$ , because we assume the one-dimensional problem to be exactly solvable and hence the boundary value of  $Q^{(0)}$  to be known. Without loss of generality, we assume an absorbing boundary at the right end  $y = \theta$  of the domain. Thus trajectories must not enter the domain from above threshold, implying the flux to vanish at  $\theta$  for all points with negative velocity in  $y$  given by  $f(\theta, s) + \frac{z}{k} < 0$ . A change of coordinates  $z + kf(\theta, s) \rightarrow z$  simplifies the condition to  $\frac{z}{k} Q(\theta, z, s) = 0$  for  $z < 0$ . The flux and this half range boundary condition are shown in Figure 2A. The resulting boundary layer at  $\theta$  requires the transformation of the FPE (3) to the shifted and scaled coordinate  $r = \frac{y-\theta}{k}$ , which yields

$$\begin{aligned} k^2 \partial_s Q^B &= LQ^B - z\partial_r Q^B \\ &\quad + kG(\theta, r, s, z)Q^B + O(k^3), \end{aligned} \quad (10)$$

with  $Q^B(r, z, s) \equiv Q(y(r), z, s)$  and the operator  $G(\theta, r, s, z) = f(\theta, s)\partial_z - \partial_r(f(kr + \theta, s) - f(\theta, s))$ . The boundary condition then takes the form

$$Q^B(0, z, s) = 0 \quad \forall z < 0. \quad (11)$$

With the perturbation ansatz  $Q^B = \sum_{n=0}^1 k^n Q^{B(n)} + O(k^2)$  we obtain

$$\begin{aligned} LQ^{B(0)} - z\partial_r Q^{B(0)} &= 0 \\ LQ^{B(1)} - z\partial_r Q^{B(1)} &= G(\theta, r, s, z)Q^{B(0)}, \end{aligned} \quad (12)$$

the solution of which must match the outer solution. The latter varies only weakly on the scale of  $r$  and therefore a first order Taylor expansion at the boundary yields the matching condition  $Q^B(r, z, s) = Q(\theta, z, s) + kr\partial_y Q(\theta, z, s)$ , illustrated in Figure 2B. We note with  $Q^{(0)}(\theta, s) = 0$  that the zeroth order  $Q^{B(0)}$  vanishes. Inserting (6) into the matching condition, with  $-\frac{1}{2}\partial_y Q^{(0)}(\theta, s) = \nu_y^{(0)}(\theta, s) \equiv \nu_y^{(0)}(s)$  the instantaneous

flux in the white-noise system, the first order takes the form

$$Q^{B(1)}(r, z, s) = Q_0^{(1)}(\theta, s) + 2\nu_y^{(0)}(s)(z - r). \quad (13)$$

The vanishing zeroth order implies with (12) for the first order  $LQ^{B(1)} - z\partial_r Q^{B(1)} = 0$ . Appendix B of Kłosek and Hagan [23] states the solution of the latter equation satisfying the half-range boundary condition

$$Q^{B(1)}(r, z, s) = C(s) \left( \frac{\alpha}{2} + z - r + \sum_{n=1}^{\infty} b_n(z) e^{\sqrt{2}nr} \right), \quad (14)$$

with  $\alpha = \sqrt{2}|\zeta(\frac{1}{2})|$  given by Riemann's  $\zeta$ -function and  $b_n$  proportional to the  $n$ -th Hermite polynomial. We equate (14) to (13) neglecting the latter exponential term which decays on a small length scale, so that the term proportional to  $z - r$  fixes the time dependent function  $C(s) = 2\nu_y^{(0)}(s)$  and hence the boundary value  $Q_0^{(1)}(\theta, s) = \alpha\nu_y^{(0)}(s)$ . This yields the central result of our theory: We have reduced the colored-noise problem (1) to the solution of a one-dimensional FPE (9) with the time-dependent boundary condition

$$\tilde{P}(\theta, s) = k\alpha\nu_y^{(0)}(s), \quad (15)$$

where the time-dependent flux  $\nu_y^{(0)}(s)$  is obtained from the solution of the corresponding white-noise problem. The boundary condition can be understood intuitively: the filtered noise slows down the diffusion at the absorbing boundary with increasing  $k$ ; the noise spectrum and the velocity of  $y$  are bounded, so in contrast to the white-noise case, there can be a finite density at the boundary. Its magnitude results from a momentary equilibrium of the escape crossing the boundary and the flow towards it, where the latter is approximated by the flow  $\nu_y^{(0)}$  at threshold in the white noise system. Recasting this time-dependent boundary condition into a static condition by considering a shift in the threshold

$$\tilde{\theta} = \theta + k\frac{\alpha}{2}, \quad (16)$$

we perform a Taylor expansion of the effective density

$$\tilde{P}(\tilde{\theta}, s) = \tilde{P}(\theta, s) + k\frac{\alpha}{2}\partial_y\tilde{P}(\theta, s) + O(k^2) = O(k^2) \quad (17)$$

using (15) and  $\partial_y\tilde{P}(\theta, s) = -2\nu_y^{(0)}(s) + O(k)$  to show that the density vanishes to order  $k^2$ . As a result, to first order in  $k$  the dynamic boundary condition (15) can be rewritten as a perfectly absorbing (white-noise) boundary at shifted  $\tilde{\theta}$  (16). For the particular problem of the stationary MFPT this was already found by Kłosek and Hagan [23] and Fourcaud and Brunel [27] as a corollary deduced from the steady state density rather than as the result of a generic reduction of a colored- to a white-noise problem. It remained unclear from these earlier works, whether and how it is possible to apply the effective FPE to time-dependent problems. We show above that the effective

FPE (9) that directly follows from a perturbation expansion of the flux operator can be re-summed to an effective operator acting on a one-dimensional density. This, together with the effective boundary condition (15) or (16), is the crucial step to reduce the time-dependent problem driven by colored noise to an effective time-dependent white-noise problem, rendering the transient properties of the system accessible to an analytical treatment.

In systems that after each escape reset the dynamic variable to a value  $R$ , an analog calculation (Appendix A) yields the additional boundary condition  $\tilde{P}(R+, s) - \tilde{P}(R-, s) = k\alpha\nu_y^{(0)}(s)$ , which to first order in  $k$  is equivalent to a white-noise boundary condition  $\tilde{P}(\tilde{R}+, s) - \tilde{P}(\tilde{R}-, s) = O(k^2)$  at shifted reset  $\tilde{R} = R + k\frac{\alpha}{2}$ . The extension to the reset boundary condition is a further generalization of the theory making it applicable to systems that physically exhibit a reset, such as excitable biological membranes. Besides, it is a standard computational procedure to re-insert the trajectories directly after escape at a reset value in order to derive the stationary escape rate ([39], reviewed in [34]).

### III. LIF-NEURON

We now apply the theory to the LIF model exposed to filtered synaptic noise. The corresponding system of coupled differential equations [27]

$$\begin{aligned} \tau\dot{V} &= -V + I + \mu \\ \tau_s\dot{I} &= -I + \sigma\sqrt{\tau}\xi \end{aligned} \quad (18)$$

describes the evolution of the membrane potential  $V$  and the synaptic current  $I$  driven by a Gaussian white noise with mean  $\mu$  and variance  $\sigma^2$ . The white noise typically represents synaptic events that arrive at high rate but small individual amplitude as a result of a diffusion approximation [40]. Note that the system (18) can be obtained from (1) by introducing the coordinates

$$y = \frac{V - \mu}{\sigma}; \quad z = \frac{k}{\sigma}I; \quad s = t/\tau \quad (19)$$

and the choice of  $f(y, s) = -y$  as a linear function.

In the first subsection we consider the static case showing how our central result simplifies therein derivation of earlier obtained results for the stationary firing rate. Hereby we introduce an operator notation exploiting the analogy of the LIF neuron model to the quantum harmonic oscillator. In the second subsection we combine this operator notation and our general result (17) to study the effect of synaptic filtering on the transfer of a time-dependent modulation of the input to the neuron to the resulting time-dependent modulation of its firing rate, characterized to linear order by the transfer function.



### A. Stationary firing rate

For the LIF neuron model the white-noise Fokker-Planck equation (9) is

$$\begin{aligned}\partial_s \rho(x, s) &= -\partial_x \Phi(x, s) \equiv \mathcal{L}_0 \rho(x, s) \\ \Phi(x, s) &= -(x + \partial_x) \rho(x, s),\end{aligned}\quad (20)$$

where we used  $x = \sqrt{2}y$ , equation (19), and the density  $\rho(x, s) \equiv \frac{1}{\sqrt{2}} \tilde{P}(x/\sqrt{2}, s)$ . In order to transform the right hand side into a Hermitian form we follow [38] and factor-off the square root of the stationary solution, i.e.  $u(x) = e^{-\frac{1}{4}x^2}$ . We obtain

$$\partial_s q(x, s) = -a^\dagger a q(x, s), \quad (21)$$

where  $q(x, s) = u^{-1}(x)\rho(x, s)$  and we define the operators  $a \equiv \frac{1}{2}x + \partial_x$ ,  $a^\dagger \equiv \frac{1}{2}x - \partial_x$ , satisfying  $[a, a^\dagger] = 1$  and  $a^\dagger a (a^\dagger)^n q_0 = n(a^\dagger)^n q_0$ , where  $q_0$  is the stationary solution of (21) obeying  $a q_0 = 0$ . So  $a^\dagger$  is the ascending,  $a$  the descending operator and  $(a^\dagger)^n q_0$  is the  $n$ -th eigenstate of the system (21) as in the quantum harmonic oscillator. The flux  $\Phi(x)$  transforms to

$$-(x + \partial_x)u(x) \circ = -u(x) \left( \frac{1}{2}x + \partial_x \right) \circ = -u(x)a$$

and thus the stationary solution exhibiting a constant flux  $\nu$  between reset and threshold obeys the ordinary inhomogeneous linear differential equation

$$-ua q_0(x) = \tau \nu H(x - x_R)H(x_\theta - x). \quad (22)$$

The latter equation can be solved by standard methods given the white-noise boundary conditions  $0 = u q_0(x_\theta) = u q_0(x_{R+}) - u q_0(x_{R-})$ . The normalization of the resulting stationary density then already leads to the known result [41, 42]

$$(\tau \nu_0)^{-1} = \int_{x_R}^{x_\theta} u^{-2}(x) F(x) dx, \quad (23)$$

with  $F = \sqrt{\frac{\pi}{2}}(1 + \text{erf}(\frac{x}{\sqrt{2}}))$ . In order to obtain the correction of the firing rate due to colored noise we only have to shift the boundaries in this expression according to our general result (16), i.e.

$$\{\theta, R\} \rightarrow \{\theta, R\} + \sqrt{\tau_s/\tau} \frac{\alpha}{2}, \quad (24)$$

which yields

$$(\tau \nu)^{-1} = \int_{x_R + \frac{\alpha k}{\sqrt{2}}}^{x_\theta + \frac{\alpha k}{\sqrt{2}}} u^{-2}(x) F(x) dx, \quad (25)$$

identical to the earlier found solution [26, 27]. In contrast to these works, we here obtain the expression without any explicit calculation, since the shift of the boundaries

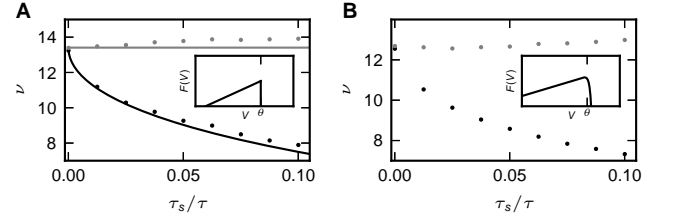
emerges from the generic reduction from colored to white noise (Section II).

The analytical expression (25) is in agreement with direct simulations up to  $k = 0.1$  (Figure 3A). The firing rate shows a dependence on  $\sqrt{\tau_s}$ , which becomes obvious from a Taylor expansion of (25) in  $k$ . The figure shows additional simulations in which the threshold and the reset parameter in the neuron model are shifted according to

$$\{\theta, R\} \rightarrow \{\theta, R\} - \sqrt{\tau_s/\tau} \frac{\alpha}{2}, \quad (26)$$

counteracting the shift (16) caused by the synaptic filtering. As predicted by the theory the firing rate stays constant as the synaptic time constant is increased.

In conclusion the leading order correction to the stationary rate or equivalently the MFTP stems only from the correct treatment of the boundary conditions. In order to show that this effect is not due to the simplified assumption of a perfectly absorbing boundary, we next consider the case of a smooth boundary in Figure 3B. We still observe a  $\sqrt{\tau_s}$  dependence of the firing rate and more importantly are able to keep the firing rate constant as we shift the location of the boundaries, indicating that our central result holds true if the condition of a perfectly absorbing threshold is relaxed.



**Figure 3. Dependence of stationary firing rate of LIF model on synaptic filtering.** **A** Analytical prediction (25) of stationary firing rate  $\nu$  (solid) in comparison to direct simulation (dots) for  $V_\theta = 20$  mV,  $V_r = 15$  mV,  $\mu = 16.42$  mV,  $\sigma = 4$  mV,  $\tau = 20$  ms (black) and shifted threshold and reset  $\{V_\theta, V_r\} \rightarrow \{V_\theta, V_r\} - \sigma \sqrt{\tau_s/\tau} \frac{\alpha}{2}$  (gray). Enlargement of potential  $F(V) = \frac{1}{2}V^2$  close to perfectly absorbing boundary at  $\theta$  shown in inset. **B** Stationary firing rate  $\nu$  for same parameters but with smooth boundary shown in inset with  $F(V) = \frac{1}{2}V^2 - \Delta_T^2 e^{(V-V_\theta)/\Delta_T}$  and  $\Delta_T = 0.01$ . Spike time  $t_s$  defined as  $V(t_s) = 30$  mV.

### B. Transfer function

We now derive a novel first order correction for the input-output transfer function up to moderate frequencies, which was believed to vanish [27]. This complements the earlier obtained limit for the modulation at high frequencies [26, 27].

We first simplify the derivation for white noise [32, 43] by exploiting the analogies to the quantum harmonic oscillator introduced in Section III A and then study the

effect of colored noise. To linear order a periodic input with  $\mu(t) = \mu + \epsilon \mu e^{i\omega t}$  and  $\sigma^2(t) = \sigma^2 + H\sigma^2 e^{i\omega t}$  modulates the firing rate  $\nu_0(t)/\nu_0 = 1 + n(\omega)e^{i\omega t}$ , proportional to the transfer function  $n(\omega)$  to be determined. With a perturbation ansatz for the modulated density  $\rho(x, s) = \rho_0(x) + \rho_1(x, s)$  and the separation of the time dependent part,  $\rho_1(x)e^{i\omega\tau s}$  follows a second order ordinary linear differential equation  $i\omega\tau\rho_1 = \mathcal{L}_0\rho_1 + \mathcal{L}_1\rho_0$ . Here  $\mathcal{L}_1 = -G\partial_x + H\partial_x^2$  is the perturbation operator, the first term of which originates from the periodic modulation of the mean input with  $G = \sqrt{2}\epsilon\mu/\sigma$ , the second terms stems from the modulation of the variance. In operator notation the perturbed FPE transforms to  $(i\omega\tau + a^\dagger a)q_1 = (Ga^\dagger + H(a^\dagger)^2)q_0$  with the particular solution

$$q_p = \frac{G}{1 + i\omega\tau} a^\dagger q_0 + \frac{H}{2 + i\omega\tau} (a^\dagger)^2 q_0,$$

where we used the properties of the ladder operators  $a^\dagger a(a^\dagger)q_0 = (a^\dagger)q_0$  and  $a^\dagger a(a^\dagger)^2 q_0 = 2(a^\dagger)^2 q_0$ . We observe that the variation of  $\mu$  contributes the first excited state, the modulation of  $\sigma^2$  the second. The homogeneous solution  $q_h$  can be expressed as a linear combination of parabolic cylinder functions  $U(i\omega\tau - \frac{1}{2}, x)$ ,  $V(i\omega\tau - \frac{1}{2}, x)$  [43, 44]. For white noise, the boundary condition on  $q_1 = q_h + q_p$  is

$$\begin{aligned} 0 &= q_1(x_\theta) = q_1(x_{R+}) - q_1(x_{R-}) \\ &\equiv q_1(x)|_{\{x_R, x_\theta\}}, \end{aligned} \quad (27)$$

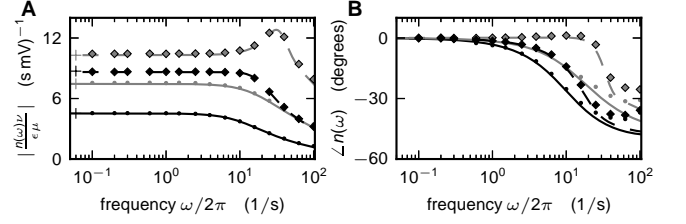
where we introduced a shorthand notation in the second line. The flux due to the perturbation can be expressed with the transfer function as a sum of two contributions, the first resulting from the unperturbed flux operator acting on the perturbed density, the second from the perturbed operator acting on the unperturbed density and consistently neglecting the term of second order, i.e.

$$\tau\nu_0 n(\omega) = u(-aq_1 + (G + H a^\dagger)q_0)|_{\{x_R, x_\theta\}}. \quad (28)$$

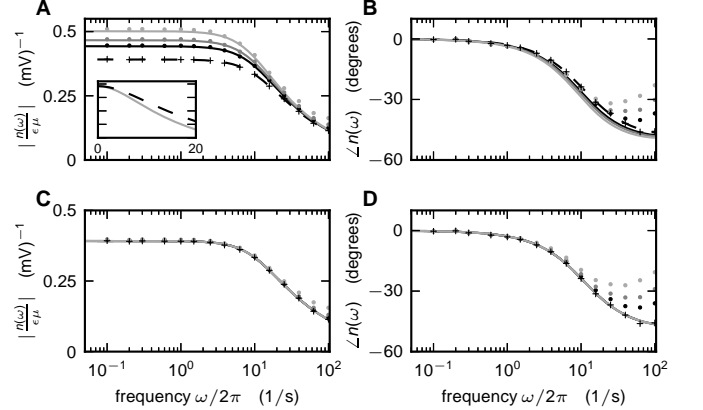
Knowing the particular solution yields four conditions, for the homogeneous solution  $q_h|_{\{x_R, x_\theta\}}$  and its derivative  $\partial_x q_h|_{\{x_R, x_\theta\}}$  that determine the homogeneous solution on the whole domain as well as the transfer function arising from the solvability condition as

$$n(\omega) = \underbrace{\frac{G}{1 + i\omega\tau} \frac{\Phi'_\omega|_{x_\theta}}{\Phi_\omega|_{x_\theta}}}_{\equiv n_G(\omega)} + \underbrace{\frac{H}{2 + i\omega\tau} \frac{\Phi''_\omega|_{x_\theta}}{\Phi_\omega|_{x_\theta}}}_{\equiv n_H(\omega)}, \quad (29)$$

where  $x_{\{R, \theta\}} = \sqrt{2}\frac{\{V_R, V_\theta\} - \mu}{\sigma}$  and we introduced  $\Phi_\omega(x) = u^{-1}(x)U(i\omega\tau - \frac{1}{2}, x)$  as well as  $\Phi'_\omega = \partial_x \Phi_\omega$  to obtain the known result [26, 32, 43].



**Figure 4. Colored-noise transfer function of LIF model in different regimes.** Absolute value (A) and phase (B) of the transfer function (vertical) for  $V_\theta = 20$  mV,  $V_r = 15$  mV,  $\tau_m = 20$  ms,  $\tau_s = 0.5$  ms,  $\sigma = 4$  mV (solid),  $\sigma = 1.5$  mV (dashed) as a function of frequency (log-scaled horizontal axis). The mean input  $\mu$  was adapted to obtain different firing rates  $\nu = 10$  Hz (black) and  $\nu = 30$  Hz (gray). Analytical prediction  $\tilde{n}_G$  (solid curves, (29) with boundaries shifted according to (24)), direct simulations (dots, diamonds), and zero frequency limit  $\frac{d\nu}{d\mu}$  (crosses, obtained from (25)).



**Figure 5. Comparison between colored- and white-noise transfer function.** Upper row: Absolute value (A) and phase shift (B) for  $\sigma = 4$  mV, white noise (dashed), colored noise  $\tau_s \in [0.5, 1, 2]$  ms (from black to gray) and  $\tau_s = 2$  ms normalized to zero frequency limit of white noise (gray, inset). Lower row (C, D): same as (A, B) but threshold and reset shifted  $\{\theta, R\} \rightarrow \{\theta, R\} - \sqrt{\tau_s}/\tau^{\alpha/2}$  to maintain constant firing rate. Display and other parameters as in Figure 4.

With the general theory developed above we directly obtain an approximation for the colored-noise transfer function  $n_{cn, G}$ , replacing  $x_{\{R, \theta\}} \rightarrow x_{\{\tilde{R}, \tilde{\theta}\}}$  in the white-noise solution (29), denoted by  $\tilde{n}_G$ . Here we only consider a modulation of the mean  $\mu$ , because it dominates the response properties and briefly discuss a modulation of the variance  $\sigma^2$  in the next section. Note that here the modulation enters the equation for  $V$ . If one is interested in the linear response of the system with respect to a perturbation of the input to  $I$ , as it appears in the neural context due to synaptic input, one needs to take into account the additional low pass filtering  $\propto (1 + i\omega\tau_s)^{-1}$ , which is trivial.

A Taylor expansion of the resulting function  $\tilde{n}_G$  around the original boundaries  $x_{\{R,\theta\}}$  reveals the first order correction in  $k$

$$n_{\text{cn,G}}(\omega) = n_G(\omega) + \sqrt{\frac{\tau_s}{\tau}} \frac{\alpha}{\sqrt{2}} \frac{G}{1 + i\omega\tau} \left( \frac{\Phi''_{\omega}|x_R}{\Phi_{\omega}|x_{\theta}} - \left( \frac{\Phi'_{\omega}|x_R}{\Phi_{\omega}|x_{\theta}} \right)^2 \right), \quad (30)$$

valid for arbitrary noise intensity  $\sigma$  entering the expression via the boundaries  $x_{\{R,\theta\}}$ . The first correction term is similar to the  $H$ -term in (29) indicating that colored noise has a similar effect on the transfer function as a modulation of the variance [43] in the white-noise case. In the high frequency limit this similarity was already found: modulation of the variance leads to finite transmission at infinite frequencies in the white-noise system [43]. The same is true for modulation of the mean in the presence of filtered noise [26]. However, for infinite frequencies our analytical expression behaves differently. The two correction terms in the second line of (30) cancel each other, since  $\Phi''_{\omega} \rightarrow (i\omega\tau)^2 \Phi_{\omega}$  and  $\Phi'^2_{\omega} \rightarrow (i\omega\tau)^2 \Phi_{\omega}^2$ . Thus the transfer function decays to zero as in the white-noise case. This deviation originates from neglecting the time derivative on the left hand side of (10) that is of order  $k^2$ , which is true only up to moderate frequencies  $\omega\tau k \ll 1$ . The high frequency limit  $\omega\tau k \gg 1$  is known explicitly [26], but it was shown that the finite high-frequency transmission is due to the artificial hard threshold in the LIF model [45, 46]. Figure 4 shows a comparison of the analytical prediction (30) to direct simulations for different noise levels  $\sigma$  and firing rates controlled by the mean  $\mu$ . The absolute value of the analytical result is in agreement with the simulations for the displayed range of frequencies. Above 100 Hz deviations occur as expected. However, these are less important, since our theory predicts the response properties well in the frequency range where transmission is high. The deviations are more pronounced and already observed at lower frequencies in the phase shift. At high firing rate and low noise, the neuron is mean driven and exhibits a resonance at its firing frequency, again well predicted by the analytical result. The upper row in Figure 5 shows a comparison to the white-noise case. A qualitative change can be observed: synaptic filtering on the one hand increases the dc-susceptibility in contrast to the behavior of the decreasing firing rate (Figure 3A). For  $\tau_s = 2$  ms this increase is already 25%, implying that this correction is not negligible even for short time constants  $\tau_s$ . On the other hand the cutoff frequency (inset in panel A) is reduced, a behavior which is not expected from the existing knowledge that colored noise enhances the transmission in the high frequency limit. Our theory fully explains these qualitative changes by a shift in the reset and the threshold analogously to the stationary case (Figure 3). This is shown explicitly in panels C and D: for different synaptic time constants the response in the low frequency regime is not altered in comparison to the white-noise case if reset and threshold are adapted ac-

cording to  $\{\theta, R\} \rightarrow \{\theta, R\} - \sqrt{\tau_s/\tau} \frac{\alpha}{2}$  to compensate for the effect of colored noise.

#### IV. BALANCED RANDOM NETWORK

On the network level, the theory of fluctuations (reviewed in [47]) relies on the transfer function as well as the analysis of the stability of networks [48] and of emerging oscillations [32]. With the results from the previous section these collective properties of recurrent networks become analytically accessible for the biologically relevant case of synaptic filtering. We here consider a network consisting of  $N_{\mathcal{E}} = N$  excitatory and  $N_{\mathcal{I}} = \gamma N$  inhibitory LIF-model neurons (Section III). The architecture is similar to the one studied in [49] with the extension to synaptic filtering. Each neuron  $i$  obeys the coupled set of differential equations

$$\begin{aligned} \tau \frac{dV_i}{dt} &= -V_i + I_i(t) \\ \tau_s \frac{dI_i}{dt} &= -I_i + \tau \sum_{j=1}^N J_{ij} s_j(t-d) \end{aligned} \quad (31)$$

corresponding to (18), but with input provided by presynaptic spike trains  $s_i(t) = \sum_k \delta(t - t_k^i)$ , where the  $t_k^i$  mark the time points at which neuron  $i$  emits an action potential, i.e. where  $V_i$  exceeds the threshold and  $d$  denotes the synaptic delay. We use the same neuron parameters as in Figure 5, except a reset of  $V_r = 0$  to reduce the impact of an incoming synaptic event, avoiding nonlinear effects. The synaptic weight is  $J_{ij} = J$  for excitatory and  $J_{ij} = -gJ$  for inhibitory synapses. Each excitatory neuron receives  $K_{\mathcal{E}} = pN_{\mathcal{E}}$  excitatory inputs,  $p$  being the connection probability, and  $K_{\mathcal{I}} = \gamma K_{\mathcal{E}}$  inhibitory inputs drawn randomly and uniformly from the respective populations. Additionally, the neurons receive excitatory and inhibitory external Poisson drive with rates  $\nu_{\mathcal{E},\mathcal{I}}^{\text{ext}}$  to fix the set point defined by the mean  $\mu = \tau K_{\mathcal{E}} J(1 - \gamma g)\nu + \mu_{\text{ext}}$  and the standard deviation  $\sigma = \sqrt{\tau K_{\mathcal{E}} J^2(1 + \gamma g^2)\nu + \sigma_{\text{ext}}^2}$  of the fluctuating input to a cell. Due to homogeneity the excitatory and inhibitory neurons can be summarized into populations with activity  $\mathbf{s} = (s_{\mathcal{E}}(t), s_{\mathcal{I}}(t))^T$ , where  $s_{\alpha}(t) = \frac{1}{N_{\alpha}} \sum_{i \in \alpha} s_i(t)$ ,  $\alpha \in \{\mathcal{E}, \mathcal{I}\}$ . In this two-dimensional representation the connectivity can be summarized by defining the in-degree matrix

$$\mathbf{K} = K \begin{pmatrix} 1 & \gamma \\ 1 & \gamma \end{pmatrix}.$$

A sketch of the network architecture is shown in Figure 6A.

The auto- and cross-spectra  $\mathbf{C}(\omega)$  of the population activity can be determined by mapping the system to a linear rate model [47]. The solution is

$$\mathbf{C}(\omega) = \mathbf{P}(\omega) \mathbf{D} \mathbf{P}^T(-\omega) \quad (32)$$

with the diagonal matrix  $D_{\alpha\beta} = \delta_{\alpha\beta} \nu_\alpha N_\alpha^{-1}$  and the propagator matrix

$$P_{\alpha\beta}(\omega) = e^{-i\omega d} K_{\alpha\beta} H_{\alpha\beta}(\omega).$$

Here  $H_{\alpha\beta}$  is the weighted transfer function

$$H_{\alpha\beta}(\omega) = \tau \nu_\alpha J_{\alpha\beta} \tilde{n}_G(\omega) \frac{1}{1 + i\omega \tau_s} + \tau \nu_\alpha J_{\alpha\beta}^2 \tilde{n}_H(\omega),$$

with  $\nu_\alpha$  given by (25) and identifying  $G = \sqrt{2}/\sigma$ ,  $H = 1/\sigma^2$  in  $\tilde{n}_G$  and  $\tilde{n}_H$  given by (29), where we use shifted boundaries (24) to account for the colored noise. Here, we also take into account the contribution to the colored-noise transfer function  $\tilde{n}_H(\omega)$  originating from a modulation of the variance. Its form is again obtained from a shift of the boundaries in the white noise solution  $n_H$ , since the general method of reduction (Section II) holds true also for a time-dependent variance  $\sigma^2(t) = \sigma^2 + H\sigma^2 e^{i\omega t}$  as shown in Appendix B.

From (32) we obtain the auto-spectra of the network activity  $s_{\text{sum}} = \frac{1}{N} \sum_{i \in \mathcal{E}, \mathcal{I}} s_i$  by a weighted average over the matrix entries

$$C_{\text{sum}} = \frac{1}{N} (N_\mathcal{E}^2 C_{\mathcal{E}\mathcal{E}} + N_\mathcal{E} N_\mathcal{I} C_{\mathcal{E}\mathcal{I}} + N_\mathcal{I} N_\mathcal{E} C_{\mathcal{I}\mathcal{E}} + N_\mathcal{I}^2 C_{\mathcal{I}\mathcal{I}}). \quad (33)$$

The analytical prediction (33) is in excellent agreement with the spectra obtained in direct simulations of the network (Figure 6). The shape of the power spectra is well captured for different values of  $\tau_s$  and the theory predicts the suppression of fluctuations at frequencies in the low (30-60 Hz) and the high gamma range (60 – 200 Hz) caused by synaptic filtering. These frequency bands are related to task dependent activity studied in animals [50] and humans [51]. Although the synaptic time constants are small compared to the membrane time constant ( $k \leq 0.44$ ), the influence on the network dynamics is strong. We here present for the first time an analytical argument explaining the effect. The observed deviations at low frequencies are expected: The theory in [47] assumes the auto-correlation of single neurons to be  $\delta$ -shaped. This is an approximation likely to be violated, since after reset the membrane potential needs time to recharge, resulting in a dip of the auto-correlation around zero corresponding to a reduction of power at low frequencies.

## V. DISCUSSION

In this manuscript we investigate the impact of realistic colored noise on the escape of a Brownian particle from a meta-stable state. Independent of the physical system, specified by the potential, the leading order correction to the escape time solely comes about by the effect of the colored noise in conjunction with the absorbing boundary; there is no correction at the leading order to the Fokker-Planck equation describing the bulk of the density away from the boundary. This is reflected in our

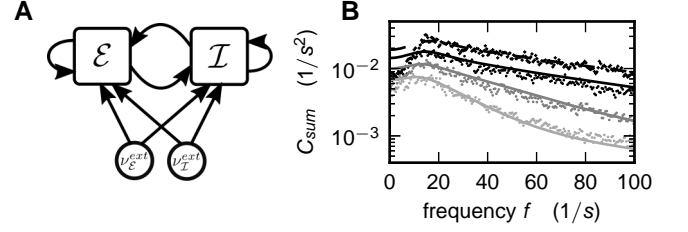


Figure 6. **Effect of synaptic filtering on power spectra of the population activity in a balanced random network model.** **A** Illustration of network architecture. **B** Theoretical prediction (33) (solid curves) vs. simulations (symbols) for white noise (black dashes, crosses) and different values of  $\tau_s \in [0.5, 2, 4]$  ms (from black to gray, dots). The network operates at the set point  $\mu = 16.42$  mV,  $\sigma = 4$  mV. Neuron parameters are identical to the ones used in Figure 5, except a reset of  $V_r = 0$ . Other network parameters:  $N = 10,000$ ,  $\gamma = 0.25$ ,  $g = 5$ ,  $J = 0.05$  mV,  $d = 1.5$  ms. Power spectra obtained from a simulation of  $T = 100$  s and smoothed by moving average (frame size 1 Hz).

generic main result: A time-dependent system driven by colored-noise can to first order be equivalently described by a white-noise system with shifted boundary locations. The modification of the boundary condition can be understood on physical grounds. An absorbing boundary in a white-noise driven system results in a vanishing density at the boundary, because the infinitely fast noise causes any state sufficiently close to the boundary to immediately cross this threshold. The situation is different if the noise has a band-limited spectrum. The diffusive motion induced by the noise is slower, reducing the rate of escape for states close to the boundary. Since the density follows a continuity equation (it obeys conservation of probability), its stationary magnitude results from an equilibrium between inflow and outflow at any instant. A reduced outflow over the threshold is therefore accompanied by elevated density at threshold, which is exactly what is formally achieved by displacing the perfectly absorbing white-noise boundary beyond the point of the physical threshold. This result is in line with the recently observed phenomenon of noise-enhanced stability of a meta-stable state that exhibits a shift of the critical initial position as a function of the color of the noise [52], similar to the shift of the absorbing boundary.

As discussed in Section III B the general reduction presented here is valid up to moderate frequencies, while for high frequencies the time derivative on the left hand side of (10) cannot be treated as a second order perturbation in  $k$ . The presented theory could be extended by absorbing the time derivative into the operator  $\tilde{L} = L - i\omega\tau$ . However, this significantly complicates the form of the outer as well as the boundary-layer solution and the matching between the two. Additionally, the theory could be generalized to multiplicative noise, i.e. an arbitrary factor  $g(y)$  in front of the noise  $\xi$  in (1).



In Section III we apply the central result to the LIF neuron model and obtain an approximation for its transfer function in the presence of colored noise. We show that for biologically relevant parameters the theory presents a viable approximation. In deriving the underlying white-noise transfer function we exploit the analogy between diffusion processes and quantum mechanics by transforming the Fokker-Planck equation of the LIF model to the Hamiltonian of the quantum harmonic oscillator. Besides the technical advantage of using the established operator algebra, this formal analogy exposes that the two components of the transfer function, due to a modulation of the mean input and due to a modulation of the incoming fluctuations, are related to the first and second excited state, respectively, of the quantum harmonic oscillator. These two contributions to the neuronal signal transmission have been studied theoretically [43] and experimentally [53] and the exposed formal analogy casts a new light on this known result. The analytical expression (30) of the transfer function for the colored noise case has immediate applications: The transmission of correlated activity by pairs of neurons exposed to common input [30, 54], can now be studied in a time-resolved manner. Further it enables us to study the effect of synaptic filtering on the oscillatory properties of recurrent networks, as shown in Section IV. More generally, the result allows researchers to map out the phase space (including regions of stability, and the emergence of oscillations) of recurrent neuronal networks, analogous to the white-noise case [55], also in presence of biologically realistic synaptic filtering. This is in particular important as contemporary network models in neuroscience tend to become more and more complex, featuring multiple neuronal populations on the meso- and the macroscopic scale [56, 57]. Having an analytical description at hand allows the identification of sub-circuits critical for

the emergence of oscillatory activity and fosters the systematic construction of network models that are in line with experimental observations. In connection with the recently proposed method of linear stability analysis of pulse-coupled oscillators on the basis of perturbations of the inter-event density [58], our modified boundary condition can replace the white noise boundary condition [58, their eq. (9)], to obtain an approximation for the case of colored noise avoiding the need to extend their method to a two-dimensional Fokker-Planck equation.

Excitable systems are ubiquitous in nature and a large body of literature discusses their properties. In particular the escape from a meta-stable state activated by colored noise appears in diverse areas of the natural sciences, including semiconductor physics, physical chemistry, genetics, hydrodynamics and laser physics [16, 17]. The simplicity of the presented method, reducing this general problem to the well understood escape from a potential driven by white-noise, but with displaced boundaries, opens a wide field of applications, where the effect of realistic colored noise can now be accessed in a straight-forward manner.

#### ACKNOWLEDGMENTS

The authors thank Hannah Bos for substantially contributing to the theory and the simulation code used in Section IV. This work was partially supported by HGF young investigator's group VH-NG-1028, Helmholtz portfolio theme SMHB, Juelich Aachen Research Alliance (JARA), EU Grant 269921 (BrainScaleS), and EU Grant 604102 (Human Brain Project, HBP). All simulations were carried out with NEST (<http://www.nest-simulator.org>). We thank two anonymous referees for their constructive comments which helped us to substantially improve the manuscript.

- 
- [1] H. Kramers, *Physica* **7**, 284 (1940).
  - [2] I. Goychuk and P. Hänggi, *Proceedings of the National Academy of Sciences* **99**, 3552 (2002), <http://www.pnas.org/content/99/6/3552.full.pdf>.
  - [3] A. Malakhov and A. Pankratov, *Physica C: Superconductivity* **269**, 46 (1996).
  - [4] A. L. Pankratov and B. Spagnolo, *Phys. Rev. Lett.* **93**, 177001 (2004).
  - [5] R. N. Mantegna and B. Spagnolo, *Phys. Rev. Lett.* **84**, 3025 (2000).
  - [6] R. N. Mantegna and B. Spagnolo, *Phys. Rev. Lett.* **76**, 563 (1996).
  - [7] J. Hales, A. Zhukov, R. Roy, and M. Dykman, *Phys. Rev. Lett.* **85**, 78 (2000).
  - [8] B. Spagnolo, A. Dubkov, A. Pankratov, E. Pankratova, A. Fiasconaro, and A. Ochab-Marcinek, *arXiv preprint arXiv:0810.0712* (2008).
  - [9] C. W. Gardiner, *Handbook of Stochastic Methods for Physics, Chemistry and the Natural Sciences* (Springer-Verlag, Berlin, 1983).
  - [10] J. B. Johnson, *Phys. Rev.* **32**, 97 (1928).
  - [11] H. Nyquist, *Phys. Rev.* **32**, 110 (1928).
  - [12] K. Vogel, T. Leiber, H. Risken, P. Hänggi, and W. Schleich, *Phys. Rev. A* **35**, 4882 (1995).
  - [13] U. Frisch and R. Morf, *Phys. Rev. A* **23**, 2673 (1981).
  - [14] W. Horsthemke, *Noise Induced Transitions*, vol. 27 of *Springer Series in Synergetics* (Springer Berlin Heidelberg, 1984), ISBN 978-3-642-70198-6, URL [http://dx.doi.org/10.1007/978-3-642-70198-2\\_23](http://dx.doi.org/10.1007/978-3-642-70198-2_23).
  - [15] K. Lindenberg and B. J. West, *Physica A* **119**, 485 (1983).
  - [16] F. Moss and P. V. E. McClintock, eds., *Noise in Non-linear Dynamical Systems*, vol. 2 (Cambridge University Press, 1989).
  - [17] F. Moss and P. V. E. McClintock, eds., *Noise in Non-linear Dynamical Systems*, vol. 3 (Cambridge University Press, 1989).
  - [18] J. M. Sancho, M. S. Miguel, S. L. Katz, and J. D. Gunton, *Phys. Rev. A* **26**, 1589 (1982).
  - [19] P. Hanggi, T. J. Mroczkowski, F. Moss, and P. V. E.

- McClintock, Phys. Rev. A **32**, 695 (1985).
- [20] R. F. Fox, Phys. Rev. A **33**, 467 (1986).
- [21] P. Grigolini, Phys. Lett. **119**, 157 (1986).
- [22] C. R. Doering, P. S. Hagan, and C. D. Levermore, Phys. Rev. Lett. **59**, 2129 (1987).
- [23] M. M. Kłosek and P. S. Hagan, J. Math. Phys. **39**, 931 (1998).
- [24] L. Lapicque, J. Physiol. Pathol. Gen. **9**, 620 (1907).
- [25] R. B. Stein, Biophys. J. **7**, 37 (1967).
- [26] N. Brunel, F. S. Chance, N. Fourcaud, and L. F. Abbott, Phys. Rev. Lett. **86**, 2186 (2001).
- [27] N. Fourcaud and N. Brunel, Neural Comput. **14**, 2057 (2002).
- [28] R. Moreno-Bote and N. Parga, Phys. Rev. Lett. **96**, 028101 (2006).
- [29] B. Lindner, B. Doiron, and A. Longtin, Phys. Rev. E **72**, 061919 (2005).
- [30] E. Shea-Brown, K. Josic, J. de la Rocha, and B. Doiron, Phys. Rev. Lett. **100**, 108102 (2008).
- [31] J. Trousdale, Y. Hu, E. Shea-Brown, and K. Josic, PLoS Comput. Biol. **8**, e1002408 (2012).
- [32] N. Brunel and V. Hakim, Neural Comput. **11**, 1621 (1999).
- [33] N. Brunel and X.-J. Wang, J. Neurophysiol. **90**, 415 (2003).
- [34] P. Hänggi, P. Talkner, and M. Borkovec, Rev. Mod. Phys. **62**, 251 (1990).
- [35] P. Hänggi and P. Jung, Advances in chemical physics **89**, 239 (1995).
- [36] P. Hänggi, P. Jung, and P. Talkner, Phys. Rev. Lett. **60**, 2804 (1988).
- [37] C. R. Doering, R. J. Bagley, P. S. Hagan, and C. D. Levermore, Phys. Rev. Lett. **60**, 2805 (1988).
- [38] H. Risken, *The Fokker-Planck Equation* (Springer Verlag Berlin Heidelberg, 1996).
- [39] L. Farkas, Z. phys. Chem **125**, 236 (1927).
- [40] L. M. Ricciardi, A. Di Crescenzo, V. Giorno, and A. G. Nobile, MathJaponica **50**, 247 (1999).
- [41] A. J. Siegert, Phys. Rev. **81**, 617 (1951).
- [42] L. M. Ricciardi, *Diffusion Processes and Related Topics on Biology* (Springer-Verlag, Berlin, 1977).
- [43] B. Lindner and L. Schimansky-Geier, Phys. Rev. Lett. **86**, 2934 (2001).
- [44] M. Abramowitz and I. A. Stegun, *Handbook of Mathematical Functions: with Formulas, Graphs, and Mathematical Tables* (Dover Publications, New York, 1974).
- [45] B. Naundorf, T. Geisel, and F. Wolf, arXiv pp. arXiv:physics/0307135 [physics.bio-ph] (2003).
- [46] N. Fourcaud-Trocmé, D. Hansel, C. van Vreeswijk, and N. Brunel, J. Neurosci. **23**, 11628 (2003).
- [47] D. Grytskyy, T. Tetzlaff, M. Diesmann, and M. Helias, Front. Comput. Neurosci. **7**, 131 (2013).
- [48] L. F. Abbott and C. van Vreeswijk, Phys. Rev. E **48**, 1483 (1993).
- [49] N. Brunel, J. Comput. Neurosci. **8**, 183 (2000).
- [50] S. Ray, N. E. Crone, E. Niebur, P. J. Franaszczuk, and S. S. Hsiao, J. Neurosci. **28**, 11526 (2008), ISSN 1529-2401.
- [51] T. Ball, E. Demandt, I. Mutschler, E. Neitzel, C. Mehring, K. Vogt, A. Aertsen, and A. Schulze-Bonhage, Neuroimage **41**, 302 (2008).
- [52] A. Fiasconaro and B. Spagnolo, Phys. Rev. E **80**, 041110 (2009).
- [53] G. Silberberg, M. Bethge, H. Markram, K. Pawelzik, and M. Tsodyks, J. Neurophysiol. **91**, 704 (2004).
- [54] J. De la Rocha, B. Doiron, E. Shea-Brown, J. Kresimir, and A. Reyes, Nature **448**, 802 (2007).
- [55] N. Brunel, J. Comput. Neurosci. **8**, 183 (2000).
- [56] T. C. Potjans and M. Diesmann, Cereb. Cortex **24**, 785 (2014), doi: 10.1093/cercor/bhs358.
- [57] M. Schmidt, S. van Albada, R. Bakker, and M. Diesmann, in *2014 Neuroscience Meeting Planner. Washington, DC: Society for Neuroscience*. (2014), p. 186.22/TT43.
- [58] F. Farkhooi and C. van Vreeswijk, Phys. Rev. Lett. **115**, 038103 (2015).

## Appendix A: Boundary condition at reset

Certain physical systems, such as biological membranes, exhibit a reset to a smaller value by assigning  $y \leftarrow R$  after  $y$  has escaped over the threshold. This corresponds to the flux escaping at threshold  $\theta$  being reinserted at reset  $R$ . The corresponding boundary condition is

$$\begin{aligned}\nu_y(\theta, z, s) &= \frac{z}{k} Q(\theta, z, s) \\ &= S_y (Q(R+, z, s) - Q(R-, z, s)).\end{aligned}$$

With the half-range boundary condition  $\frac{z}{k} Q(\theta, z, s) = 0 \quad \forall z < 0$  we get

$$\begin{aligned}\left(f(R, z, s) - f(\theta, z, s) + \frac{z}{k}\right) (Q(R+, z, s) - Q(R-, z, s)) \\ = 0 \quad \forall z < 0,\end{aligned}$$

from which we conclude

$$0 = Q(R+, z, s) - Q(R-, z, s) \quad \forall z < 0. \quad (\text{A1})$$

We now consider the boundary layer at reset described with the rescaled coordinate  $r = \frac{y-R}{k}$ . We define the boundary layer solution

$$\begin{aligned}Q^B(r, z, s) &= Q^+(y(r), z, s) - Q^-(y(r), z, s) \\ &\equiv \Delta Q(y(r), z, s),\end{aligned}$$

where we introduced two auxiliary functions  $Q^+$  and  $Q^-$ : here  $Q^+$  is a continuous solution of (3) on the whole domain and, above reset, agrees to the solution that obeys the boundary condition at reset. Correspondingly, the continuous solution  $Q^-$  agrees to the searched-for solution below reset. With (A1) it follows  $Q^B(0, z, s) = 0 \quad \forall z < 0$ . Thus we have the same boundary condition as in the boundary layer at threshold (11). Therefore the calculations (12)-(15) can be performed analogously, whereby one has to use the continuity of the white-noise solution at reset, i.e.  $\Delta Q^{(0)}(R, s) = 0$ . The result is

$$\Delta Q_0^{(1)}(R, s) = \tilde{P}(R+, s) - \tilde{P}(R-, s) = \alpha \nu_y^{(0)}(s),$$

a time-dependent boundary condition for the jump of the first-order correction of the outer solution at reset proportional to the probability flux  $\nu_y^{(0)}$  of the white-noise system.

## Appendix B: Modulation of the noise amplitude

We here show that the reduction from the colored-noise system to the white-noise system presented in Section II can be performed analogously in the case of a temporally modulated noise. To this end we start with the system of equations

$$\begin{aligned}\frac{dy}{ds} &= f(y, s) + \frac{z}{k} \\ k\frac{dz}{ds} &= -\frac{z}{k} + \eta(s)\xi,\end{aligned}$$

where  $\eta(s)$  is a time-dependent positive ( $\eta(s) > 0 \quad \forall s$ ) prefactor modulating the amplitude of the noise. Rescaling both coordinates with the amplitude of the noise  $\tilde{y}(t) = y(t)/\eta(t)$  and  $\tilde{z}(t) = z(t)/\eta(t)$ , the temporal derivatives transform to  $\frac{dy}{ds} = \frac{d\tilde{y}}{ds}(\tilde{y}) = \eta\frac{d\tilde{y}}{ds} + \tilde{y}\frac{d\eta}{ds}$  and  $\frac{dz}{ds} = \frac{d}{ds}(\tilde{z}\eta) = \eta\frac{d\tilde{z}}{ds} + \tilde{z}\frac{d\eta}{ds}$ . After division by  $\eta(t)$  and using  $\frac{1}{\eta}\frac{d\eta}{ds} = \frac{d\ln\eta}{ds}$ , we get

$$\begin{aligned}\frac{d\tilde{y}}{ds} &= \underbrace{f(\eta\tilde{y}, s) - \frac{d\ln\eta}{ds}\tilde{y}}_{\equiv \tilde{f}(\tilde{y}, s)} + \frac{\tilde{z}}{k} \\ k\frac{d\tilde{z}}{ds} &= -\frac{\tilde{z}}{k} - k\frac{d\ln\eta}{ds}\tilde{z} + \xi,\end{aligned}$$

where we defined the function  $\tilde{f}$  appearing in the modified drift term for  $\tilde{y}$ . The corresponding Fokker-Planck equation (cf. (2) for case with noise of constant amplitude) is

$$\begin{aligned}k^2\partial_s P &= \partial_{\tilde{z}} \left( \frac{1}{2}\partial_{\tilde{z}} + \tilde{z} + k^2\tilde{z}\frac{d\ln\eta}{ds} \right) P - k^2\partial_{\tilde{y}}\tilde{S}_{\tilde{y}} P \\ \tilde{S}_{\tilde{y}} &= \tilde{f}(\tilde{y}, s) + \frac{\tilde{z}}{k}.\end{aligned}\quad (\text{B1})$$

By comparing to (2) we observe that the only formal difference is the additional term  $k^2\tilde{z}\frac{d\ln\eta}{ds}$ . Factoring-off the stationary solution of the fast part  $P = Q\frac{e^{-\tilde{z}^2}}{\sqrt{\pi}}$  with

$$\begin{aligned}\partial_{\tilde{z}} \left( \tilde{z}\frac{d\ln\eta}{ds}\frac{e^{-\tilde{z}^2}}{\sqrt{\pi}}Q \right) \\ = \frac{e^{-\tilde{z}^2}}{\sqrt{\pi}}\frac{d\ln\eta}{ds}(1 - 2\tilde{z}^2 + \tilde{z}\partial_{\tilde{z}})Q\end{aligned}$$

we obtain (cf. (3))

$$\begin{aligned}k^2\partial_s Q &= LQ - k\tilde{z}\partial_{\tilde{y}}Q \\ &\quad - k^2 \left( \partial_{\tilde{y}}\tilde{f}(\tilde{y}, s) - \frac{d\ln\eta}{ds}(1 - 2\tilde{z}^2 + \tilde{z}\partial_{\tilde{z}}) \right) Q.\end{aligned}\quad (\text{B2})$$

The additional term affects the perturbation expansion (5) at second order. Since  $Q^{(0)}$  is independent of  $\tilde{z}$  we have  $\partial_{\tilde{z}}Q^{(0)} = 0$  which leads to

$$\begin{aligned}LQ^{(2)} &= \partial_s Q^{(0)} + \tilde{z}\partial_{\tilde{y}}Q^{(1)} \\ &\quad + \left( \partial_{\tilde{y}}\tilde{f}(\tilde{y}, s) - \frac{d\ln\eta}{ds}(1 - 2\tilde{z}^2) \right) Q^{(0)}.\end{aligned}$$

Due to  $L\tilde{z}^2 = 1 - 2\tilde{z}^2$ , the additional term in the particular solution of the second order is  $-\frac{d\ln\eta}{ds}\tilde{z}^2$ . This term does not contribute to the first order correction of the marginalized probability flux in  $\tilde{y}$ -direction  $\nu_{\tilde{y}}(\tilde{y}, s) \equiv \int d\tilde{z} \frac{e^{-\tilde{z}^2}}{\sqrt{\pi}} S_{\tilde{y}} Q(\tilde{y}, \tilde{z}, s) = \sum_{n=0}^1 k^n \nu_{\tilde{y}}^{(n)}(\tilde{y}, s) + O(k^2)$ , because the factor  $\frac{\tilde{z}}{k}$  in  $\tilde{S}_{\tilde{y}}$  causes a point-symmetric function in  $\tilde{z}$  that vanishes after integration over  $\tilde{z}$  while the factor  $\tilde{f}(\tilde{y})$  yields a contribution that is second order in  $k$ . Therefore the effective flux has the same form as before (8) meaning that the one-dimensional Fokker-Planck equation (9) with  $f$  replaced with  $\tilde{f}(\tilde{y}, s)$

$$\partial_s \tilde{P} = \partial_{\tilde{y}} \left( -\tilde{f}(\tilde{y}, s) + \frac{1}{2}\partial_{\tilde{y}} \right) \tilde{P}$$

holds for the case of time-modulated noise. The corresponding SDE is

$$\frac{d\tilde{y}}{ds} = \tilde{f}(\tilde{y}, s) + \xi.$$

Transforming back to the original coordinate  $y = \eta\tilde{y}$  we get

$$\frac{dy}{ds} = f(y, s) + \eta(s)\xi,$$

so that we obtain a SDE with time modulated white noise  $\eta(s)\xi$ .

To obtain the boundary condition, we follow the same calculation as in Section II and transform the FPE (B2) to the shifted and scaled coordinates  $\tilde{r} = \frac{\tilde{y}-\theta}{k}$ , and  $\tilde{z} + kf(\theta, s) \rightarrow \tilde{z}$  which yields

$$\begin{aligned}k^2\partial_s Q^B &= LQ^B - \tilde{z}\partial_{\tilde{r}}Q^B \\ &\quad + G(\theta, \tilde{r}, s, \tilde{z})kQ^B \\ &\quad + k^2\frac{d\ln\eta}{ds}(1 - 2\tilde{z}^2 + \tilde{z}\partial_{\tilde{z}})Q^B \\ &\quad + O(k^3),\end{aligned}\quad (\text{B3})$$

with  $Q^B(\tilde{r}, \tilde{z}, s) \equiv Q(\tilde{y}(\tilde{r}), \tilde{z}, s)$  and the operator  $G(\theta, \tilde{r}, s, \tilde{z}) = f(\theta, s)\partial_{\tilde{z}} - \partial_{\tilde{r}}(f(k\tilde{r} + \theta, s) - f(\theta, s))$ . Since the additional term  $k^2\frac{d\ln\eta}{ds}(1 - 2\tilde{z}^2 + \tilde{z}\partial_{\tilde{z}})$  is of second order in  $k$  it only affects the perturbative solution of the second order in (12), so the effective boundary conditions (15) and (16) also hold in the case of time-dependent noise. The reduction of the colored-noise to the corresponding white-noise problem can therefore be performed in the same way as for constant noise.