

On the vibrational model of ^{92}Pd and comparison with ^{48}Cr

Shadow JQ Robinson¹, Matthew Harper², and Larry Zamick²

¹*Department of Physics, Millsaps College Jackson MS 39210*

²*Department of Physics and Astronomy, Rutgers University, Piscataway, New Jersey 08854, USA*

June 6, 2025

Abstract

It was found experimentally that the yrast $I = 2^+$, 4^+ and 6^+ states of ^{92}Pd are almost equally spaced suggesting a vibrational band. We consider to what extent this should be considered evidence of maximum j -pairing for this nucleus.

1 Introduction and Motivation

In a Nature article Cedewall et al. [1] found near equally spaced yrast $I = 2^+$, 4^+ and 6^+ states of ^{92}Pd i.e. a vibrational spectrum. The $B(E2)$'s were not measured and at present are not known. There is an accompanying article with theoretical support [2] where in part $BE(2)$'s were calculated and the importance of odd spin $T = 0$ pairing was proposed to explain the results. In a recent work [3] we lent theoretical support for this picture by noting that in the vibrational model the static quadrupole moment of the 2^+ should be very small if not zero. Large shell model calculations using the program Antoine [4] supported this. The interactions used were JUN45[5] and jj4b[6]. However, the calculations of $B(E2)$'s were not in agreement with the predictions of the simple harmonic vibrator model.

There are some similarities in the analyses made in ref [1] in the $g_{9/2}$ shell and much earlier works in the $f_{7/2}$ shell by McCullen, Bayman and Zamick [7, 8] and Ginocchio and French[9].

There it was noted that both the $J = 0^+$ $T = 1$ and $J = J_{max} = 7$ two-body matrix elements were low lying. The input matrix elements of MBZE[10] in MeV from $J = 0$ to $J = 7$ are respectively:

$$0.0000, 0.6111, 1.5863, 1.4904, 2.8153, 1.5101, 3.2420, 0.6260$$

The wave function coefficients of the lowest $I=0^+$ state with this interaction are:

$$C(0, 0) = 0.7878, C(2, 2) = 0.5615, C(4, 4) = 0.2208, C(6, 6) = 0.1234$$

Here $C(J_p, J_n)$ is the probability amplitude that the protons couple to J_p and the neutrons to J_n . This wave function is quite different from one for a $J = 0$ $T = 1$ pairing interaction. For such an interaction we obtain $C(2, 2) = 0.2152$. This is much smaller than what one obtains with the more realistic interaction. An important point in [7, 8, 9] is that although in the $f_{7/2}$ shell seniority is a good quantum number for identical particles it is badly broken for a system of both protons and neutrons. The rare exception is the $J=0$ $T=1$ pairing interaction.

For two protons and two neutrons in the $g_{9/2}$ shell, a remarkably similar wave function structure was obtained by the Swedish group. The two-body matrix elements used by Qi et al.[11] from $J = 0$ to $J = 9$ are: 0.0000, 1.2200, 1.4580, 1.5920, 2.2830, 1.8820, 2.5490, 1.9300, 2.6880, 0.6260
The resulting coefficients are

$$C(0, 0) = 0.76, C(2, 2) = 0.57, C(4, 4) = 0.24, C(6, 6) = 0.13, \text{ and } C(8, 8) = 0.14$$

This is in contrast with a $J = 0$ $T = 1$ pairing interaction for which $C(2, 2) = 0.1741$.

However the Swedish group goes beyond what was done in the past. They attempt to give a physical interpretation of the experimentally observed vibrational spectrum in terms of angular differences of neutron proton pairs coupled to maximum angular momentum e.f $J=9$ in the $g_{9/2}$ shell. There has however been a recent reaction to the over interpretation of the vibrational spectrum in terms of a single j shell model i.e. $g_{9/2}$. Fu Zhao and Arima [12] point out that in the work of Robinson et al. [3] the percentage of pure $g_{9/2}$ configuration in the $J=0+$ ground state and $J=2+$ first excited state is less than 33%.

In this work we will speak of interactions rather than correlations although the two are obviously connected as seen e.g. in recent work of K, Neergaard [13]. Instead of $J=0$ pairing we speak of the $J=0$ $T=1$ interaction. Also the J_{max} interaction and the $T=1$ interaction where all $T=0$ two-body matrix elements are sent to zero.

A recent review article contains many references to J pairing in nuclei [14]. It will not be practical to mention them all but we here give a smaller selected list of relevant works, some mentioned in the review and some not [15, 16, 17, 18, 19, 20, 21, 22]

In the works of A. Goodman [23, 24] it is pointed out that for a given band the $J = 0$ $T = 1$ pairing correlations dominates for low spins, but as one goes up in spin there is a gradual transition so that for the highest spin states $T=0$ pairing dominates. This can be seen in a simple model of Harper and Zamick [25] for a system of two protons and two neutrons where, for sufficiently high spin, the $J = 0$ $T = 1$ two body matrix element never enters into the calculation. One cannot reach a high value of J if one pair of particles is coupled to zero.

In this work, we explore whether the effects of $T = 0$ pairing can really be seen in the ^{92}Pd results [1]. We invoke a modification of the effective interaction as previously used by Robinson and Zamick [26] in the $f - p$ shell. There, calculated results were compared when all the two-body matrix elements were present with calculated results where all the $T = 0$ two-body matrix elements are set equal to zero. Such a procedure has been also performed in ref [1] for the $g_{9/2}$ shell. Undoubtedly, there will be differences with the full interaction and the one where $T = 0$ matrix elements are set to zero, but will we be able to say anything definitive about $T = 0$ pairing?

It should be noted that turning the $T = 0$ interaction on and off was previously applied to nuclear binding energies in Satula et al. [27]. They concluded from this study that the $T = 0$ interaction was responsible for the Wigner energy. However, in a similar study Bentley et al. [28] claimed that the $T = 0$ interaction was mainly responsible for the symmetry energy.

Using this model, Robinson and Zamick [29, 30] found a partial dynamical symmetry when setting $T = 0$ two-body matrix elements to zero in a single j shell calculation. For example in ^{44}Ti $T = 0$ states with angular momenta I , where I could not occur in ^{44}Ca (i.e. could not exist for $T = 2$ because of the Pauli Principle) were degenerate.

2 Results

We present results in Table 1 of calculations with the Antoine program [4] using the JUN45 interaction [5] in Table 1. In the second column we present the calculated energies of the even I states up to $I = 14^+$. This is followed by static quadrupole moments and $B(E2)$'s. We then present results in the third column for what we call T0JUN45. Here we have the same $T = 1$ two-body matrix elements as JUN45 but we set the $T = 0$ two-body matrix elements to zero. We then notice that the energies in the third column seem roughly shifted for those of the full calculation. So we create a fourth column where we subtract a constant from all J 's in the third column so that the energy of the lowest 2^+ state is the same as for the full interaction result. Lastly, we show the experimental results of Cederwall et al. [1].

We note that the near "equal spacing" that was found experimentally up to $J = 6^+$, extends much further in the shell model calculation. For example, at $J = 14^+$ the calculated energy 5.336 MeV should be compared with $7 * E(2) = 5.881$ MeV.

If we next consider the down-shifted results (where we subtract $1.2924 - .8402 = 0.4522$ MeV from the T0JUN45 results) we see that the results of most of the levels match fairly well the results of the full shell model calculation. Of course that the energies of the lowest 2^+ states are the same for the full and shifted

calculations. The energy of the 14^+ states—full and shifted are respectively 5.3359 and 5.91 MeV. These are not exactly the same but it seems to us one cannot, with much certainty, say that there is strong evidence of $T = 0$ pairing.

The singular result within the spectra that could be viewed as substantially different between the interactions is found in the $J=8$ state. This state is found very close to the $J=6$ state in the calculations where the $T=0$ matrix elements are removed, but is nearly equally spaced in the calculation utilizing the full interaction. No experimental determination of the location of this crucial state has yet been made.

We quickly look at the static quadrupole moments. They are indeed small for the 2^+ and 4^+ states, especially when compared with quadrupole moments in other nuclei as shown in ref. [26]. It should be noted that in the rotational model a positive laboratory frame quadrupole moment implies that the nucleus is oblate—negative means prolate.

We next look at the $B(E2)$'s. For $2 \rightarrow 0$ and $4 \rightarrow 2$ the $B(E2)$'s with the full interaction are substantially larger than with T0JUN45. The enhancement is due to the $T = 0$ matrix elements in the two-body interaction. But can we use this as evidence? The problem is that there is a large uncertainty in what the effective charges one should use in shell model calculations. One could obtain the enhancement by choosing different effective charges.

But then if we look at $6 \rightarrow 4$ and $8 \rightarrow 6$ we see big differences. The $B(E2)$'s for the full cases are 364.14 and 315.074 $e^2 \text{ fm}^4$ while with T0JUN45 they are much smaller: 5.017 and 2.741 $e^2 \text{ fm}^4$. Perhaps then strong $B(E2)$'s for $8 \rightarrow 6$ and $6 \rightarrow 4$ are good evidence of the importance of $T0$ matrix elements and of partial J_{max} pairing.

Perhaps yes, perhaps no. By looking beyond the yrast levels in the $T=0$ calculation, we see something that muddies the picture. In Figure 1 we show the calculated levels using JUN45 for the yrast and yrare $J=0-14$ levels and denote any $B(E2)$ over 100 $e^2 \text{ fm}^4$ with the width of the arrow indicating the magnitude of the $B(E2)$. In figure 2 we show the calculated levels with T0JUN45. The grey arrows indicate the same $B(E2)$'s that were shown in Figure 1. The single black arrow represents the one $B(E2)$ over 100 $e^2 \text{ fm}^4$ found with T0JUN45 that was absent in the JUN45 calculation for the levels shown.

That single black arrow shows a strong $B(E2)$'s from the second 6^+ to the first 4^+ state. This second 6^+ is about 0.1 MeV higher in energy than the lowest 6^+ in the T0JUN45 calculation. It may be that the two lowest 6^+ states have switched order in removing the $T=0$ matrix elements, allowing us to recapture a strong $B(E2; 6 \rightarrow 4)$ without needing to resort to $T=0$ effects.

However, one thing clearly missing in the T0JUN45 calculation is a strong $BE2$ connecting a $J=8$ to a $J=6$ state. (There is no such transition even if we expand to looking at the first half-dozen 6^+ and 8^+ levels in the T0JUN45 calculation.)

While the results from [1] would seem to be pointing to the possibility of $T=0$ pairing, it would appear that the experimental properties of the $J=8$ state are needed to fully settle the question.

Note that as one goes to higher angular momentum, beyond $J=4$, the $B(E2)$ values steadily decrease. This is typical of what happens in all shell model calculations and indeed experiment. In ref [3] we show the well known formulas for $B(E2)$ values in the rotational and vibrational models. Both show ready increases with J . There have been attempts to get rotational bands which terminate e.g the work of Brink et al. [31]. Their work is also described in Igal Talmi's book. [32]

3 A Brief Comparison with ^{48}Cr

In the calculations we have performed [3] both ^{92}Pd and ^{48}Cr are treated as eight hole systems with equal numbers of neutrons and protons. For ^{48}Cr we are at mid-shell in the single j model so that we can also regard this nucleus as consisting of eight particles. Although in the single j space the static quadrupole moment of the 2^+ comes out to be zero, in a full fp space calculation we find a value of $-35.4 e \text{ fm}^2$ —quite prolate. This is in contrast to the non-mid-shell nucleus ^{92}Pd where $Q(2^+)$ is calculated to be -3.5 .

It has been noted [10] that at mid-shell we have as a good quantum number the quantity: $sig = (-1)^s$ where $s = \frac{v_p + v_n}{2}$ and v_p and v_n are the seniorities of the protons and the neutrons, respectively. See also discussions of the signature selection rule for nuclei with equal numbers of protons as neutron holes by

McCullen et al.[8], Robinson et al. [33] and Lawson [34]. The discussion in Lawson's book is especially illuminating.

Note that for the yrast even states i.e. $J = 0, 2, 4, \dots, 16$ we get an alteration of sig . That is to say, $sig > 0$ for $J = 4n$ and $sig < 0$ for $J = 4n + 2$. Evidently, to get a strong B(E2), a transition between two states of the opposite sig is necessary. For that case the E2 matrix element goes as $e_p + e_n$ whilst between states of the same sig go as $(e_p - e_n)$. Note that although sig is a good quantum number, in general the total seniority is not.

An extensive discussion of the symplectic group structure of $N=Z$ nuclei including ^{48}Cr , ^{88}Ru , and ^{92}Pd ground states is given by K. Neergaard [13]. and this group structure is discussed in the work of Talmi[32].

For the results of ^{48}Cr we look at Fig 9. of [23]. Referring to this figure we immediately see a different behavior when we turn the $T = 0$ interaction off in comparison with ^{92}Pd . In ^{48}Cr we still get a more or less equally spaced spectrum, see figure 3. In fact, it is more equally spaced than when we have the full interaction. One might say that when we turn off the $T = 0$ interaction we go from a weakly rotational spectrum to a more vibrational one. Also there are no catastrophic changes when we turn off the $T = 0$ interaction.

We have also previously looked at the B(E2) transitions in [26] using the FPD6 interaction with and without the $T=0$ part of the interaction. As seen in Table II, for the most part the B(E2)'s with T0FPD6 are smaller than with the full FPD6 interaction. If the ratios were all the same then this could be absorbed by changing the effective charge. Although not quite constant there are no overwhelming red flags as compared with the case of ^{92}Pd where some of the corresponding ratios are close to zero.

Hence, in comparing the results for the two nuclei we have shown that when we set $T = 0$ matrix elements to zero we somewhat destroy the linearity in the spectrum of ^{92}Pd (around $J=6,8$), but not that of ^{48}Cr .

So what is happening? Our calculations indicate that an intruder 6^+ sank below the in band 6^+ state in ^{92}Pd . We note the second 6^+ state has a strong B(E2) to the first 4^+ state. The B(E2) value is fairly large $122 \text{ e}^2 \text{ fm}^4$. But there is also a strong B(E2) from the third 6^+ to the first 4^+ , $131 \text{ e}^2 \text{ fm}^4$ in the T0JUN45 results. As mentioned before, the simple B(E2) rules for a harmonic vibrator are not in accord with shell model calculations even when the spectra are evenly spaced. Apparently, in ^{48}Cr there is no such low lying intruder when the $T = 0$ interaction is turned off.

4 Additional Comments

We briefly compare the stretch scheme of Danos and Gilet[35] with J_{max} interaction calculations of Escuderos and Zamick [36]. Although at first glance they seem similar there are significant differences. In the former case, it is the wave functions that are stretched whereas in the latter one can say we use a stretched interaction. Since one diagonalizes the Hamiltonian matrix in the latter case, one is assured orthonormal wave functions which satisfy the Pauli principle. In their calculation of ^{44}Ti wave functions (two valence protons and two valence neutrons) the authors find that they cannot get a 12^+ wave function (the maximum I) because the Pauli principle is badly violated. But then an important point is missed—that this state is the ground state when the J_{max} interaction is used. This was actually shown in the context of ^{96}Cd ($g_{9/2}$ shell) with $I = 16^+$ being the ground state [36] but the analogy holds in the $f_{7/2}$ shell.

There has recently been a reaction against the single j shell picture of the vibrational spectrum in ^{92}Pd as discussed in ref [1]. Fu, Zhao and Arima [12] state that for $I=0$ and 2 in ^{92}Pd the occupancy of $g_{9/2}$ is less than 33%. They also quote our ref [3] in this regards. This implies that one will somehow one has to explain the vibrational spectrum in terms of a large space calculation.

5 Closing Remark

We here note that although it easy to see theoretically that the inclusion of odd J pairing changes things relative to it's omission, it is easy by examining the limited experimental data to say that one has clear evidence of odd J pairing. Our analysis indicates the 8^+ state is the first one that will clearly distinguish the importance of the components of the $T=0$ interaction, including odd J pairing.

Table 1: Shell Model results for ^{92}Pd using the JUN45 interaction with and without $T=0$ two body matrix elements

^{92}Pd	JUN45	T0JUN45	ShiftT0	Experiment
E(2)	0.840	1.292	0.840	0.874
E(4)	1.721	2.406	1.954	1.786
E(6)	2.515	2.913	2.461	2.535
E(8)	3.217	3.007	2.555	
E(10)	4.070	4.486	4.034	
E(12)	4.814	5.738	5.286	
E(14)	5.336	6.360	5.907	
Q(2)	-3.514	-3.861		
Q(4)	-7.950	1.669		
Q(6)	-1.868	9.307		
Q(8)	8.312	14.991		
Q(10)	7.941	18.233		
Q(12)	16.406	19.139		
Q(14)	25.892	29.929		
B(E2;2 \rightarrow 0)	304.5	182.3		
B(E2;4 \rightarrow 2)	382.6	236.7		
B(E2;6 \rightarrow 4)	364.1	5.018		
B(E2;8 \rightarrow 6)	315.1	2.474		
B(E2;10 \rightarrow 8)	334.8	155.7		
B(E2;12 \rightarrow 10)	304.6	158.2		
B(E2;14 \rightarrow 12)	250.0	15.607		

We thank Kai Neergaard for useful comments.

References

- [1] B. Cederwall et al., Nature 469:68 (2011)
- [2] Chong Qi, J. Blomqvist, T. B        , B. Cederwall, A. Johnson, R. J. Liotta, R. Wyss Phys. Rev. C84: 021301, (2011)
- [3] S.J.Q. Robinson, T. Hoang, L. Zamick, A. Escuderos, and Y.Y. Sharon, Phys. Rev. C 89, 014316 (2014)
- [4] E. Caurier, shell model code ANTOINE 1989-2004; E. Caurier and F. Nowacki, Acta. Phys. Pol. 30, 705 (1999)
- [5] M. Honma, T. Otsuka, T. Mizusaki, and M. Hjorth-Jensen, Phys. Rev. C 80, 064323 (2009)
- [6] A.F. Lisetskiy, B.A Brown, M. Horoi, and H. Grawe, Phys. Rev. C 70, 044314 (2004), $T = 1$ matrix elements, A. F. Lisetskiy and B.A. Brown, private communication (2010)
- [7] B.F. Bayman, J.D. McCullen and L. Zamick, Phys Rev Lett 10, (1963) 117
- [8] J.D. McCullen, B.F. Bayman, and L. Zamick, Phys Rev 134, (1964) 515; Wave Functions in the $1f_{7/2}$ Shell, Technical Report NYO-9891
- [9] J.N. Ginocchio and J.B. French Phys. Lett 7, (1963) 137

Table 2: ratio of ^{48}Cr yrast B(E2) values [$e^2\text{fm}^4$] in full FPD6 and T0FPD6

Transition	ratio of BE2 transitions with and without the T=0 effective interaction	Corresponding ratio in ^{92}Pd
$2 \rightarrow 0$	0.590	0.598
$4 \rightarrow 2$	0.543	0.618
$6 \rightarrow 4$	0.399	0.013
$8 \rightarrow 6$	0.491	0.008
$10 \rightarrow 8$	0.523	0.465
$12 \rightarrow 10$	0.784	0.519
$14 \rightarrow 12$	0.803	0.06
$16 \rightarrow 14$	1.029	
$18 \rightarrow 16$	0.815	
$20 \rightarrow 18$	0.247	

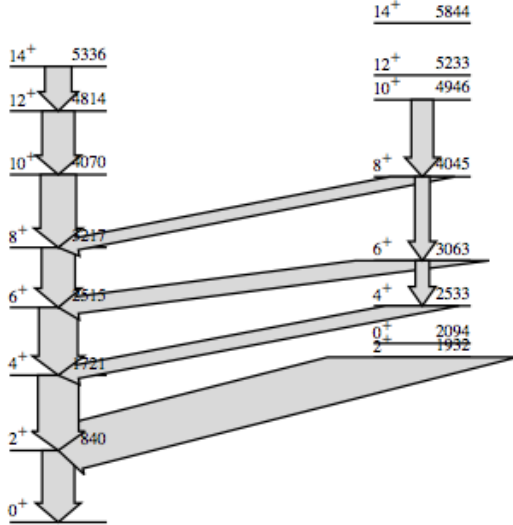


Figure 1: Yrast and Yrare levels J=0-14 for ^{92}Pd using the JUN45 effective interaction. B(E2) values over $100 e^2 fm^4$ are shown with width corresponding to strength.

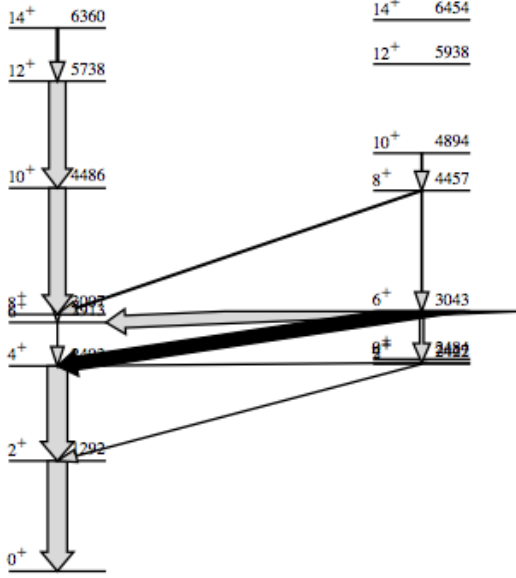


Figure 2: Yrast and Yrare levels $J=0-14$ for ^{92}Pd using the T0JUN45 effective interaction. $B(E2)$ values are indicated with width corresponding to strength. The Black $B(E2 : 6_1 \rightarrow 4_1)$ is discussed in the text and represents the only strong $B(E2)$ between the displayed levels not shown in Figure 1.

- [10] A. Escuderos, L.Zamick and B.F. Bayman, Wave functions in the $f_{7/2}$ shell, for educational purposes and ideas, arXiv: nucl-th 0506050
- [11] C.Qi, J. Blomqvist, T. Back, B. Cederwall, A. Johnson, R.J. Liotta and R. Wyss, Physica Scripta T150, 014301, (2012)
- [12] G. J. Fu, Y. M. Zhao, and A. Arima Phys. Rev. C 91, 054322 (2015).
- [13] K. Neergaard, Phys. Rev. C 90, 014318 (2014)
- [14] S. Frauendorf, A.O.Macchiavelli Progress in Particle and Nuclear Physics, Volume 78, (2014)
- [15] A. Goswami and L.S. Kisslinger, Phys. Rev. 140 B261 (1965)
- [16] W. Satula and R. Wyss, Nucl. Phys A676, 120(2000)
- [17] W. Satula and R. Wyss, Phys. Lett.B 393,1 1997
- [18] G. Martínez-Pinedo, K. Langanke, P. Vogel, Nuclear Physics A, 651, 379 (1999)
- [19] H. Sagawa, Y. Tanimura, and K. Hagino, Competition between $T = 1$ and $T = 0$ pairing in pf-shell nuclei with $N=Z$, arXiv:1212.5992 [nucl-th]
- [20] E Moya de Guerra, A. A. Raduta, L. Zamick and P.Sarriguren, Nucl. Phys. A 727, 3 (2003)
- [21] G. F. Bertsch and Y. Luo, Phys. Rev. C81, 064320 (2010)
- [22] J. Terasaki, R.Wyss and P. H. Heenen, Phys. Lett. B437,1 (1998)

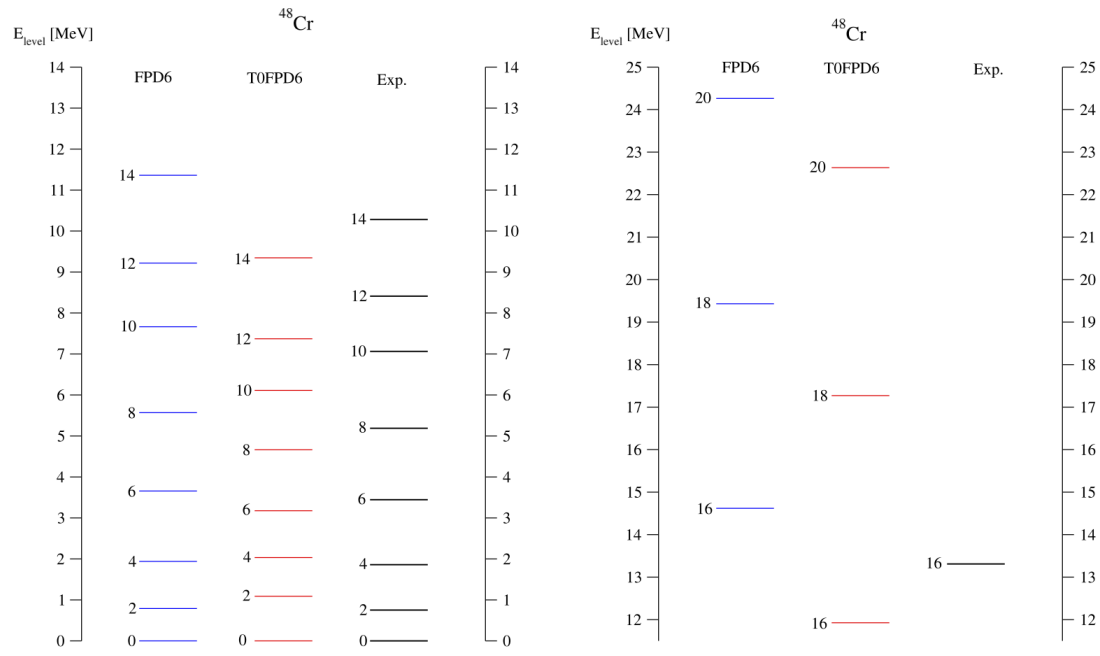


Figure 3: Full fp calculations of even J $T=0$ states in ^{48}Cr and comparison with experiment.

- [23] A.L. Goodman Phys Rev C60, 014311 (1999)
- [24] A. L. Goodman, Phys. Rev. C63, 044325 (2001)
- [25] M.Harper and L.Zamick, Annals of Physics 351, 655 (2014)
- [26] S.J.Q. Robinson, A.Escuderos and L.Zamick Phys.Rev. C72 (2005) 0343
- [27] W. Satula, D.J. Dean, J. Gary, S. Mizutori, W. Nazarewicz ,Phys. Lett. B 407, 103 (1997)
- [28] I. Bentley, K. Neergaard, and S. Frauendorf, Phys. Rev. C 89, 034302 (2014)
- [29] S.J.Q. Robinson and L.Zamick Phys. Rev. C 63, 057301(2001)
- [30] S.J.Q. Robinson and L.Zamick , Phys. Rev. C64 (2001) 057302
- [31] D.M. Brink, B. Buck, R. Huby, M.A. Rajarajan and N. Rowley J. Phys. G 13, 629 (1987).
- [32] I. Talmi, Simple Models of Complex Nuclei, Harwood Academic Publishers Switzerland (1993)
- [33] S.J.Q. Robinson and Larry Zamick Phys. Rev. C 63, 064316 (2001)
- [34] R.D. Lawson, Theory of the Nuclear Shell Model, Clarendon Press, Oxford, (1980).
- [35] M. Danos and V. Gillet ,Phys. Rev. 161, 1034 (1967).
- [36] L. Zamick and A. Escuderos, Phys. Rev. C 87, 044302 (2013).

DRAFT