

Refining intermediate inflation in light of Planck 2013 and BICEP2 results

K. Rezazadeh, K. Karami and P. Karimi

Department of Physics, University of Kurdistan, Pasdaran St., Sanandaj, Iran

In this paper, we first study the intermediate inflation in the standard canonical framework and conclude that it is not compatible with observational results deduced from the Planck 2013 and BICEP2. Then, we consider the intermediate inflation in a non-canonical context with a power-like Lagrangian. We obtain that within this framework, the intermediate inflation can be consistent with the observations of Planck 2013 and BICEP2. Also, we estimate the non-Gaussianity parameter in our model and we see that it lies in the range predicted by Planck 2013. Furthermore, we propose an idea in our non-canonical model to overcome the central drawback of intermediate inflation which is the fact that intermediate inflation never ends. We show explicitly that this modification doesn't alter the nature of intermediate inflation until the time of horizon exit.

PACS numbers: 98.80.Cq

I. INTRODUCTION

Inflationary scenario is one important part of modern cosmology. In this scenario, it is believed that a rapid expansion occurred in the very early stages of our universe. Consideration of this fast accelerated expansion can resolve some of basic problems of standard cosmological model, such as horizon problem, flatness problem and relic particle abundances problem [1–5] (see [6–10] for reviews on inflation). One important consequence of the inflationary paradigm is the fact that the growth of the perturbation generated during inflation can provide a convincing explanation for the observed large-scale structure in the universe and also for the observed anisotropy in the Cosmic Microwave Background (CMB) [11–14] (see also [15–17] for reviews on cosmological perturbations theory). Inflation generates two types of perturbations, namely, the scalar perturbations and the tensor perturbations. The scalar perturbations are responsible for the density perturbation while the tensor fluctuations are gravitational waves fluctuations [15–17]. Inflationary scenario predicts a nearly scale invariant spectrum for the scalar perturbations and also predicts that these perturbation are almost Gaussian [6]. These predictions are confirmed with the experimental results from the exploring the anisotropy in the spectrum of CMB radiation by Planck satellite [18–20]. Also, the ratio of the amplitude of the tensor perturbation to the one of the scalar perturbations is measured by BICEP2 via the study of the B-mode polarization in the CMB [21]. (Compatibility of Planck 2013 and BICEP2 results in light of inflation has been investigated in [22].) These accurate data from exploring CMB spectrum has narrowed the range of acceptable inflationary models [23–25]. Furthermore, increasingly accurate measurements in the future will discriminate more tightly between the inflationary models and will provide us with more information about inflation dynamics.

The standard model of the inflationary models are based on a single scalar field called ‘inflaton’, and a potential determines the evolution of this field during inflation [6–10]. In the standard model of inflation, a canonical kinetic term is included in Lagrangian and usually this term is dominated by the potential term. But also there are some models of inflation in which the kinetic term can be different from the standard canonical one [26–36]. These models are known as the non-canonical models of inflation. One of the important class of these models are k-inflation models in which the kinetic term can dominate the potential one [26, 27]. Perturbations in k-inflation models have been studied in [27] where the authors have obtained the equations for the observational inflationary quantities which are more general so that include the results of the standard canonical inflation. Observational constraints on these class of models have been studied in [28].

Furthermore, other some considerable works have been done in the framework of non-canonical inflationary models [29–36]. For example, non-minimal coupling to the gravity term in action has been considered in [29] where the equations for inflationary observable quantities have been derived. Attractive Lagrangian for non-canonical inflation have been considered and their attractor behaviour in phase space has been studied in [30]. Furthermore, in [30], some conditions for Lagrangian of non-canonical inflation have been expressed in order to hold the null-energy condition as well as the condition of physical propagation for perturbations. A discussion about the initial condition in phase space for the non-canonical inflation has been represented in [31]. In [32, 33], the authors have tried to refine the well-known inflationary models in light of observational results in the framework of non-canonical scenario. Also, in [34] the non-canonical inflation has been extended to warm inflationary scenario in which radiation is produced during inflation continuously, so that one recovers the radiation dominated era without need to any reheating process.

Also, it has been shown that by use of a non-canonical Lagrangian, we can reduce the values of slow-roll parameters and consequently, the condition of the slow-roll regime can be reached more easily relative to the canonical case [32]. In this way, we can increase the value of the scalar spectral index while decreasing the value of the tensor-to-scalar ratio [32]. Consequently, such models as the quartic potential $V(\phi) = \frac{1}{4}\lambda\phi^4$ which has self interaction and the quadratic potential $V(\phi) = \frac{1}{2}m^2\phi^2$ can be made more consistent with the observational results relative to the standard canonical inflation [32]. Also, it has been clarified that the steep potentials including the inverse power law potential and the exponential potential, which are associated with dark energy in the canonical setting, can provide inflation in the non-canonical framework [32]. It has also been pointed out that in the non-canonical setting, we can resolve the problems of power law inflation [33]. In other words, in the non-canonical setting, the power law inflation can be compatible with the observational results and we can provide a way for the inflation to end without disturbing the power law form of the scale factor by the time of horizon exit, significantly [33].

Here, we focus on the intermediate inflation with a scale factor in the form of $a(t) = \exp\left[A(M_{Pl}t)^f\right]$ where $A > 0$ and $0 < f < 1$ [37–39]. The expansion of the universe with this scale factor is slower than standard de-Sitter inflation ($a(t) = \exp(Ht)$), but faster than power law inflation ($a(t) = t^q$, $q > 1$). Intermediate inflation has been already studied in the framework of standard model of inflation [37–39]. It is shown that intermediate inflation arises as the slow-roll solution to potentials which fall off asymptotically as a inverse power law in inflaton in the standard canonical framework, and can be modelled by an exact cosmological solution [38, 39]. Intermediate inflation also has been studied in some warm inflationary scenarios in order to examine its predictions for observable inflationary quantities [40–43].

Intermediate inflationary model bears many qualitative similarities to power-law inflation. One similarity is the fact that like power-law inflation, intermediate inflation never goes to an end without invoking any additional process. Also, as with the power law inflation, intermediate inflation represents the scalar and tensor power spectra which are disfavored in the light of observational results [38]. In the present paper, our main goal is to refine these problems of intermediate inflation by considering it in a non-canonical framework. To do so, first in section II we show the inconsistency of the canonical intermediate inflaton with observational results explicitly. In section III, we introduce a new model of the intermediate inflation in the non-canonical setting. In section IV, we investigate how the graceful exit problem can be solved in our non-canonical model. Section V is devoted to the conclusions.

II. INTERMEDIATE INFLATION FROM A CANONICAL SCALAR FIELD

Let us consider the following action

$$S = \int d^4x \sqrt{-g} \mathcal{L}(X, \phi), \quad (1)$$

where \mathcal{L} is Lagrangian, ϕ is inflaton scalar field and $X \equiv \frac{1}{2}\partial_\mu\phi\partial^\mu\phi$ is general kinetic term. The energy density and pressure of the scalar field for the above action are given by [26–34]

$$\rho_\phi = 2X \left(\frac{\partial \mathcal{L}}{\partial X} \right) - \mathcal{L}, \quad (2)$$

$$p_\phi = \mathcal{L}. \quad (3)$$

The equation of state parameter is defined as

$$\omega_\phi \equiv \frac{p_\phi}{\rho_\phi}. \quad (4)$$

We consider the Friedmann-Robertson-Walker (FRW) metric for a flat universe,

$$ds^2 = dt^2 - a^2(t) (dx^2 + dy^2 + dz^2), \quad (5)$$

where $a(t)$ is scale factor of the universe. Therefore, the kinetic term turns into $X = \frac{1}{2}\dot{\phi}^2$ where dot denotes a time derivative. Dynamics of universe is determined by the Friedmann equation

$$H^2 = \frac{1}{3M_P^2} \rho_\phi, \quad (6)$$

together with the acceleration equation

$$\frac{\ddot{a}}{a} = -\frac{1}{6M_P^2} (\rho_\phi + 3p_\phi), \quad (7)$$

where $M_P = 1/\sqrt{8\pi G}$ is the reduced Planck mass and $H = \dot{a}/a$ is the Hubble parameter. From Eqs. (6) and (7), one can find

$$\dot{H}(t) = -\frac{1}{2M_P^2}\dot{\phi}^2(t), \quad (8)$$

that we will use this equation later in this paper.

In this section, we are interested in examining the intermediate inflation in the framework of standard canonical inflation, in which the Lagrangian appeared in action (1) takes the form

$$\mathcal{L}(X, \phi) = X - V(\phi), \quad (9)$$

where X is the canonical kinetic term and $V(\phi)$ is the inflationary potential. Therefore, using Eqs. (2) and (3), energy density and pressure of the scalar field are given by

$$\rho_\phi = \frac{1}{2}\dot{\phi}^2 + V(\phi), \quad (10)$$

$$p_\phi = \frac{1}{2}\dot{\phi}^2 - V(\phi), \quad (11)$$

respectively. Variation of the action (1) with respect to ϕ gives the equation of motion for the canonical scalar field as

$$\ddot{\phi} + 3H\dot{\phi} + V'(\phi) = 0, \quad (12)$$

where prime indicates a derivative with respect to the scalar field ϕ .

The first and second slow-roll parameters are defined as

$$\varepsilon = -\frac{\dot{H}}{H^2}, \quad (13)$$

$$\eta = \varepsilon - \frac{\dot{\varepsilon}}{2H\varepsilon}, \quad (14)$$

respectively. From the definition of ε , we reach the condition $\varepsilon < 1$ to have inflation ($\ddot{a} > 0$). Also, during inflation, the Hubble parameter is approximately constant and also accelerated expansion should be sustained for a sufficiently long period of time. Hence, we should have $\varepsilon \ll 1$ and $|\eta| \ll 1$ and the assumption of these conditions is known as the slow-roll approximation which leads to $\dot{\phi} \ll V(\phi)$ and $|\ddot{\phi}| \ll |3H\dot{\phi}|, |V'(\phi)|$. In the slow-roll approximation, the equation of motion (12) is simplified to

$$3H\dot{\phi} + V'(\phi) = 0, \quad (15)$$

and the Friedmann equation (6) turns into

$$H^2(\phi) = \frac{1}{3M_P^2}V(\phi). \quad (16)$$

Also, in the slow-roll regime, it is more suitable to use the potential slow-roll parameters instead of the slow-roll parameters defined in Eqs. (13) and (14). For the standard canonical inflation, the potential slow-roll parameters are defined as

$$\varepsilon_V^{(c)} = \frac{M_P^2}{2} \left(\frac{V'(\phi)}{V(\phi)} \right)^2, \quad (17)$$

$$\eta_V^{(c)} = M_P^2 \frac{V''(\phi)}{V(\phi)}. \quad (18)$$

In the slow-roll regime, we have $\varepsilon \approx \varepsilon_V^{(c)}$ and $\eta \approx \eta_V^{(c)} - \varepsilon_V^{(c)}$ [6, 9]. Thus, we consider the condition of inflation as $\varepsilon_V^{(c)} < 1$.

It is convenient to express the amount of inflation with respect to the e-fold number defined as

$$N = \ln \left(\frac{a_e}{a} \right). \quad (19)$$

The above definition leads to

$$dN = -Hdt = -\frac{H}{\dot{\phi}}d\phi. \quad (20)$$

This relation is exact and general so that it is applicable for both canonical and non-canonical inflation. For canonical inflation in the slow-roll limit, it reads

$$dN \approx \frac{V(\phi)}{V'(\phi)}d\phi. \quad (21)$$

We use the above differential equation to find evolution of the scalar field ϕ with respect to the e-fold number N . Initial condition for the above differential equation comes from the fact that we should have $\varepsilon < 1$ during inflation, and therefore violation of this condition, i.e. $\varepsilon = 1$, determines the initial or end time of inflation.

Now, we consider the intermediate inflation with the scale factor

$$a(t) = \exp \left[A(M_P t)^f \right], \quad (22)$$

where $A > 0$ and $0 < f < 1$ [37–39]. The reduced Planck mass M_P is used to make the argument of the exponential function dimensionless. Using Eq. (8) for the scale factor (22), we get the scalar field as a function of time

$$\phi(t) = 2M_P \left(\frac{2A(1-f)}{f} \right)^{1/2} (M_P t)^{f/2}. \quad (23)$$

Also, if we use Eq. (16), we will have

$$V(t) = 3A^2 f^2 (M_P t)^{2(f-1)} M_P^4. \quad (24)$$

Using Eqs. (45) and (47), we can get the inflationary potential as

$$V(\phi) = 3 \times 64^{\frac{1-f}{f}} A^{\frac{2}{f}} f^{\frac{2(2f-1)}{f}} (1-f)^{\frac{2(1-f)}{f}} \left(\frac{\phi}{M_P} \right)^{-\frac{4(1-f)}{f}} M_P^4. \quad (25)$$

Therefore, the potential corresponding to the intermediate inflation has a inverse power law in the standard canonical framework. The above result is in agreement with the result obtained in [38, 39].

Having the inflationary potential, we can make prediction for the observable quantities. These quantities are expressed in terms of the potential slow-roll parameters. One of them is the scalar spectral index defined as

$$n_s - 1 \equiv \frac{d \ln \mathcal{P}_s}{d \ln k}, \quad (26)$$

where \mathcal{P}_s is the power spectrum of the scalar perturbations and k is the comoving wave number. For the standard canonical inflation, the scalar spectral index is given by

$$n_s = 1 + 2\eta_V^{(c)} - 6\varepsilon_V^{(c)}. \quad (27)$$

Another important observable quantity is the tensor-to-scalar ratio defined as

$$r \equiv \frac{\mathcal{P}_t}{\mathcal{P}_s}, \quad (28)$$

where \mathcal{P}_t is the power spectrum of the tensor perturbations. For the standard canonical inflation this quantity is given by

$$r = 16\varepsilon_V^{(c)}. \quad (29)$$

For the potential (25), Eqs. (27) and (29) turn into

$$n_s = 1 - \frac{8(3f^2 - 5f + 2)}{f^2} \left(\frac{\phi}{M_P} \right)^{-2}, \quad (30)$$

$$r = \frac{128(1-f)^2}{f^2} \left(\frac{\phi}{M_P} \right)^{-2}. \quad (31)$$

In order to use the above equations, we should determine $\phi(N)$. To this end, we solve the differential equation (21) and find

$$\phi(N) = \sqrt{c - 4 \left(\frac{1-f}{f} \right) N M_P^2}, \quad (32)$$

where c is the integration constant and we will determine it in the following. First, we simplify the potential slow-roll parameter (17) and find

$$\varepsilon_V^{(c)} = 8 \left(\frac{1-f}{f} \right)^2 \left(\frac{\phi}{M_P} \right)^{-2}. \quad (33)$$

We see that $\varepsilon_V^{(c)}$ is a decreasing function during inflation, therefore the relation of $\varepsilon_V^{(c)} = 1$ corresponds to the initial time of inflation and leads to

$$\phi_i = 2\sqrt{2} \left(\frac{1-f}{f} \right) M_P, \quad (34)$$

where the subscription i refers to the initial time of inflation. It is believed that the inflation has been lasted more than 60 e-folds [6, 9]. Thus, we take the e-fold number for the initial time of inflation as $N_i = 70$. Now, using Eqs. (32) and (34), we determine the constant of integration c as

$$c = -8 \left(\frac{69f^2 - 68f - 1}{f^2} \right) M_P^2. \quad (35)$$

Therefore, inserting the above result into Eq. (32), we obtain

$$\phi(N) = \frac{2\sqrt{2(1-f)(f(69-N)+1)}}{f} M_P. \quad (36)$$

Inflationary observational quantities are evaluated at the time of horizon exit when the perturbations crosses the horizon outward it [9]. We consider the e-fold number for this time as $N_* = 60$, then replacing Eq. (36) into Eqs. (30) and (31), we get

$$n_s = \frac{12f - 1}{9f + 1}, \quad (37)$$

$$r = \frac{16(1-f)}{9f + 1}. \quad (38)$$

The variation of r versus n_s is plotted in Fig. 1. From this figure we see that the prediction of the intermediate inflation model in the standard canonical framework is outside the allowed marginalized joint regions by Planck 2013 and BICEP2 in r - n_s plane.

III. A NEW MODEL OF INTERMEDIATE INFLATION

In this section, we consider the intermediate inflation in a non-canonical framework. We assume that in the action (1), the Lagrangian has the power-like form

$$\mathcal{L}(X, \phi) = X \left(\frac{X}{M^4} \right)^{\alpha-1} - V(\phi), \quad (39)$$

where α is a dimensionless parameter and M is a parameter with dimensions of mass [28, 32, 33]. For $\alpha = 1$, the above Lagrangian turns into the standard canonical Lagrangian (9). Therefore, we can consider the Lagrangian (39) as a generalized form of the standard canonical Lagrangian (9). This Lagrangian satisfies the conditions $\partial\mathcal{L}/\partial X \geq 0$ and $\partial^2\mathcal{L}/\partial X^2 > 0$ required for the null-energy condition and the condition of physical propagations of perturbations, respectively [30]. This Lagrangian has been considered before to refine some chaotic inflationary models and steep potentials [32], and also to resurrect the power law inflation in the light of Planck 2013 as well as to suggest a reasonable idea for the end of power law inflation [33].

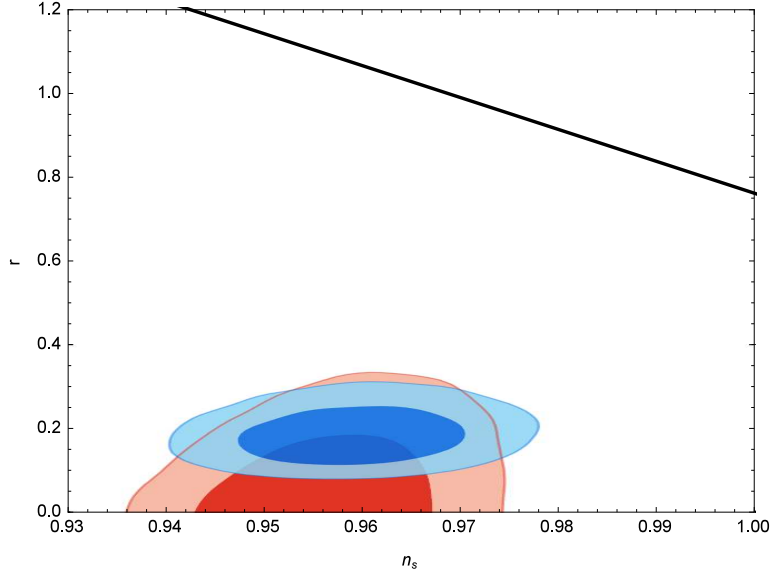


FIG. 1: Prediction of the intermediate canonical inflation model in r - n_s plane in comparison with observational results. The line indicates the prediction of intermediate inflation model in the standard canonical framework and the red and blue marginalized joints are the regions allowed by the observational results deduced from the Planck+WP+highL [18] and the Planck+WP+highL+BICEP2 [21], respectively. We see that the prediction of the standard canonical intermediate inflation is not compatible with the observational results.

Inserting the Lagrangian (39) into Eqs. (2) and (3), we find the energy density and the pressure of scalar field as

$$\rho_\phi = (2\alpha - 1) X \left(\frac{X}{M^4} \right)^{\alpha-1} + V(\phi), \quad (40)$$

$$p_\phi = X \left(\frac{X}{M^4} \right)^{\alpha-1} - V(\phi). \quad (41)$$

With the help of Eqs. (6), (7) and (22), we find

$$\rho_\phi = 3A^2 f^2 (M_{Pt})^{2f-2} M_P^4, \quad (42)$$

$$p_\phi = -Af(M_{Pt})^{f-2} \left[f \left(3A(M_{Pt})^f + 2 \right) - 2 \right] M_P^4. \quad (43)$$

Equating (40) and (42), we obtain

$$V(t) = -2^{-\alpha} (2\alpha - 1) M^{-4(\alpha-1)} \dot{\phi}^{2\alpha} + 3A^2 f^2 (M_{Pt})^{2f-2} M_P^4. \quad (44)$$

Inserting Eq. (44) into Eq. (41) and equating the result with Eq. (43) we reach to a differential equation which its solution is in the form

$$\phi(t) = \frac{2\sqrt{2}\alpha^{\frac{2\alpha-1}{2\alpha}} \bar{M}^{\frac{2(\alpha-1)}{\alpha}} (Af(1-f))^{\frac{1}{2\alpha}} (M_{Pt})^{\frac{2\alpha+f-2}{2\alpha}}}{2\alpha + f - 2} M_P + \phi_0, \quad (45)$$

where $\bar{M} \equiv M/M_P$ and ϕ_0 is the constant of integration that we take it as $\phi_0 = 0$ without loss of generality. Now, we use the above solution in Eq. (44) and get

$$V(t) = \alpha^{-1} Af(M_{Pt})^{f-2} \left[3\alpha Af(M_{Pt})^f + 2\alpha(f-1) - f + 1 \right] M_P^4. \quad (46)$$

Following [39], we note that in the limit $M_{Pt} \gg 1$, the first term in the square bracket dominates over the other terms, and we keep only this term. In this way, we will have

$$V(t) = 3A^2 f^2 (M_{Pt})^{2f-2} M_P^4. \quad (47)$$

Here, we show explicitly that the above simplification for $V(t)$ doesn't alter the nature of intermediate inflation in the slow-roll regime. For this purpose, we insert Eq. (47) into (16) and find the Hubble parameter which is the same of one for the intermediate inflation. Therefore, the simplification (47) doesn't change the intermediate behavior in the slow-roll regime at all.

With the help of Eqs. (45) and (47), we find the form of the inflationary potential as

$$V(\phi) = V_0 \left(\frac{\phi}{M_P} \right)^{-s}, \quad (48)$$

where we have defined

$$s = \frac{4\alpha(1-f)}{2\alpha+f-2}, \quad (49)$$

$$V_0 = \frac{3 \times 2^{\frac{6\alpha(1-f)}{2\alpha+f-2}} \alpha^{\frac{2(2\alpha-1)(1-f)}{2\alpha+f-2}} \bar{M}^{-\frac{8(\alpha-1)(1-f)}{2\alpha+f-2}} (Af)^{\frac{4\alpha-2}{2\alpha+f-2}} (1-f)^{\frac{2(1-f)}{2\alpha+f-2}}}{(2\alpha+f-2)^{\frac{4\alpha(1-f)}{2\alpha+f-2}}} M_P^4. \quad (50)$$

We see that the potential responsible for intermediate inflation has an inverse power law form in our non-canonical framework (39).

Having the inflationary potential, we can compute the inflationary observable quantities. In the slow-roll approximation, the power spectrum of scalar perturbations for our non-canonical model (39) acquires the form [32, 33]

$$\mathcal{P}_s = \frac{1}{72\pi^2 c_s} \left(\frac{6^\alpha \alpha V(\phi)^{5\alpha-2}}{M_P^{14\alpha-8} \bar{M}^{4(\alpha-1)} V'(\phi)^{2\alpha}} \right)^{\frac{1}{2\alpha-1}}, \quad (51)$$

where c_s is the sound speed defined as [26–34]

$$c_s^2 \equiv \frac{\partial p_\phi / \partial X}{\partial \rho_\phi / \partial X} = \frac{\partial \mathcal{L}(X, \phi) / \partial X}{(2X) \partial^2 \mathcal{L}(X, \phi) / \partial X^2 + \partial \mathcal{L}(X, \phi) / \partial X}, \quad (52)$$

and for our non-canonical model (39), it reduces to

$$c_s = \frac{1}{\sqrt{2\alpha-1}}. \quad (53)$$

Substituting the potential (48) into Eq. (51) and after some simplification, we get

$$\mathcal{P}_s = \frac{\sqrt{2\alpha-1} (Af)^{\frac{6\alpha-4}{2\alpha+f-2}} (2\alpha+f-2)^{\frac{\alpha(6f-4)}{2\alpha+f-2}}}{2^{\frac{3(3\alpha f+f-2)}{2\alpha+f-2}} \pi^2 \alpha^{\frac{(2\alpha-1)(3f-2)}{2\alpha+f-2}} \bar{M}^{\frac{4(\alpha-1)(3f-2)}{2\alpha+f-2}} (1-f)^{\frac{2(\alpha+2f-2)}{2\alpha+f-2}}} \left(\frac{\phi}{M_P} \right)^{\frac{\alpha(6f-4)}{2\alpha+f-2}}. \quad (54)$$

Power spectrum of the tensor perturbations for our non-canonical model (39) is the same as one for standard canonical model and is given by [27, 28, 32, 33]

$$\mathcal{P}_t = \frac{2}{3\pi^2} \frac{V(\phi)}{M_P^4}. \quad (55)$$

Inserting the potential (48) into Eq. (55), we obtain

$$\mathcal{P}_t = \frac{2^{\frac{8\alpha-5f-2}{2\alpha+f-2}} \alpha^{\frac{2(2\alpha-1)(1-f)}{2\alpha+f-2}} \bar{M}^{-\frac{8(\alpha-1)(1-f)}{2\alpha+f-2}} (Af)^{\frac{4\alpha-2}{2\alpha+f-2}} (1-f)^{\frac{2(1-f)}{2\alpha+f-2}}}{\pi^2 (2\alpha+f-2)^{\frac{4\alpha(1-f)}{2\alpha+f-2}}} \left(\frac{\phi}{M_P} \right)^{-\frac{4\alpha(1-f)}{2\alpha+f-2}}. \quad (56)$$

Substituting Eqs. (54) and (56) in (28), we find

$$r = \frac{2^{\frac{8\alpha+3\alpha f+4f-8}{2\alpha+f-2}} \alpha^{\frac{(2\alpha-1)f}{2\alpha+f-2}} (2\alpha-1)^{\frac{1}{2}} \bar{M}^{\frac{4(\alpha-1)f}{2\alpha+f-2}} (1-f)^{\frac{2(\alpha+f-1)}{2\alpha+f-2}}}{(Af)^{\frac{2(\alpha-1)}{2\alpha+f-2}} (2\alpha+f-2)^{\frac{2\alpha f}{2\alpha+f-2}}} \left(\frac{\phi}{M_P} \right)^{-\frac{2\alpha f}{2\alpha+f-2}}. \quad (57)$$

In order to estimate the observational quantities, we should evaluate these quantities at the horizon exit. For this purpose, we need to obtain evolution of the scalar field ϕ in terms of the e-fold number N . To this end, we use the relation (20) to reach a differential equation. Instead of H in that relation, we apply the Friedmann equation (16) corresponding to the slow-roll limit. For $\dot{\phi}$, we use [32]

$$\dot{\phi} = -\theta \left\{ \left(\frac{M_P}{\sqrt{3}\alpha} \right) \left(\frac{\theta V'(\phi)}{\sqrt{V(\phi)}} \right) (2M^4)^{\alpha-1} \right\}^{\frac{1}{2\alpha-1}}, \quad (58)$$

where $\theta = 1$ when $V'(\phi) > 0$ and $\theta = -1$ when $V'(\phi) < 0$. It should be noted that our potential (48) has inverse power law form, thus $V'(\phi) < 0$. Now, we can solve the differential equation (20). For determining the initial condition, we note that in the slow-roll limit, the slow-roll parameter (13) is related to potential as [32, 33]

$$\varepsilon \approx \varepsilon_V = \left[\frac{1}{\alpha} \left(\frac{3M^4}{V} \right)^{\alpha-1} \left(\frac{M_P V'}{\sqrt{2} V} \right)^{2\alpha} \right]^{\frac{1}{2\alpha-1}}. \quad (59)$$

For our potential (48), the above equation leads to

$$\varepsilon_V = \frac{2^{\frac{3\alpha f}{2\alpha+f-2}} \alpha^{\frac{f(2\alpha-1)}{2\alpha+f-2}} \bar{M}^{\frac{4f(\alpha-1)}{2\alpha+f-2}} (1-f)^{\frac{2(\alpha+f-1)}{2\alpha+f-2}} \left(\frac{\phi}{M_P} \right)^{-\frac{2\alpha f}{2\alpha+f-2}}}{(Af)^{\frac{2(\alpha-1)}{2\alpha+f-2}} (2\alpha+f-2)^{\frac{2\alpha f}{2\alpha+f-2}}}, \quad (60)$$

which is a decreasing function during inflation. Hence, the relation $\varepsilon_V = 1$ is related to the initial time of inflation, and hence gives the value of scalar field at the start of inflation as

$$\phi_i = \frac{2\sqrt{2}\alpha^{\frac{2\alpha-1}{2\alpha}} \bar{M}^{\frac{2(\alpha-1)}{\alpha}} (Af)^{\frac{1-\alpha}{\alpha f}} (1-f)^{\frac{\alpha+f-1}{\alpha f}}}{2\alpha+f-2} M_P. \quad (61)$$

Also, we take the e-fold number for the initial time of inflation as $N_i = 70$. With this initial condition, the differential equation (20) gives

$$\phi(N) = \frac{2\sqrt{2}\alpha^{\frac{2\alpha-1}{2\alpha}} \bar{M}^{\frac{2(\alpha-1)}{\alpha}} (Af)^{\frac{1-\alpha}{\alpha f}} (1-f)^{\frac{1}{2\alpha}}}{(2\alpha+f-2)} [f(69-N)+1]^{\frac{2\alpha+f-2}{2\alpha f}} M_P. \quad (62)$$

Replacing this into Eq. (54), we find

$$\mathcal{P}_s = \frac{\sqrt{2\alpha-1} (Af)^{2/f} [f(69-N)+1]^{\frac{3f-2}{f}}}{8\pi^2 (1-f)}. \quad (63)$$

Now, we apply the above result into definition (26) and get the scalar spectral index as

$$n_s = \frac{f(72-N)-1}{f(69-N)+1}. \quad (64)$$

To get a relation for running of the scalar spectral index, $dn_s/d\ln k$, we apply the relation [32]

$$\frac{d}{d\ln k} = -\frac{d}{dN}, \quad (65)$$

which is valid at the horizon exit in the slow-roll limit. In this way, we will have the running of the scalar spectral index as

$$\frac{dn_s}{d\ln k} = -\frac{f(3f-2)}{[f(69-N)+1]^2}. \quad (66)$$

Also, if we insert Eq. (62) into (56), we find the tensor power spectrum as

$$\mathcal{P}_t = 2\pi^{-2} (Af)^{\frac{2}{f}} [f(69-N)+1]^{-\frac{2(1-f)}{f}}. \quad (67)$$

Tensor spectral index is defined as

$$n_t \equiv \frac{d \ln \mathcal{P}_t}{d \ln k}. \quad (68)$$

Therefore, using this together with Eqs. (65) and (67), we reach to

$$n_t = -\frac{2(1-f)}{f(69-N)+1}. \quad (69)$$

Also, inserting Eq. (62) into (57), we obtain the relation for the tensor-to-scalar ratio as

$$r = \frac{16(1-f)}{\sqrt{2\alpha-1}[f(69-N)+1]}. \quad (70)$$

Now, using Eqs. (53), (69) and (70), we find the consistency relation for our non-canonical model as [32, 33]

$$r = -8c_s n_t, \quad (71)$$

which relates the tensor-to-scalar ratio to the tensor spectral index. We see that the consistency relation for our non-canonical model is different from the case for the standard canonical model where $r = -8n_t$. It should be noticed that we include the tensor spectral index with the assumption that consideration of it doesn't influence significantly on the fitting of observational data for finding the observable inflationary quantities.

Now, we have the observational quantities in terms of the e-fold number N . We set the e-fold number corresponding to the horizon exit as $N_* = 60$ and get the scalar spectral index and the tensor-to-scalar ratio as

$$n_s = \frac{12f-1}{9f+1}, \quad (72)$$

$$r = \frac{16(1-f)}{\sqrt{2\alpha-1}(9f+1)}. \quad (73)$$

We use the above relations to plot r - n_s diagram for different values of α while f varying in the range $0 < f < 1$. This diagram is shown in Fig. 2 and we can compare the prediction of our model with the observational results. We see that if we choose α sufficiently large, the result of model can be lie in the region favored by Planck+WP+highL+BICEP2 [21] or even by Planck+WP+highL [18]. For $\alpha = 16$, prediction of non-canonical intermediate inflationary model lies in the region of 68% CL of Planck+WP+highL+BICEP2 [21]. Also, for larger values of α , the result of our model can lie in the region of 68% CL predicted by Planck+WP+highL [18].

Now, we proceed to estimate inflationary observational quantities for our model and compare them with the results of Planck 2013 and BICEP2. We set $\alpha = 16$, $f = 0.58$ and also $N_* = 60$. Therefore, using Eqs. (49) and (50), we find $s = 0.8790$ and $V_0 = 1.4440 \times 10^{-4} \bar{M}^{2520/1529} M_P^4$, respectively. Also, we normalize the scalar power spectrum as $\mathcal{P}_s = 2.215 \times 10^{-9}$ from the Planck 2013 results [18, 19], and using Eq. (63), we determine $A = 0.0113$. From Eq. (72) we see that our model predicts the scalar spectral index as $n_s = 0.9582$ which is consistent with the Planck+WP+highL at 68% confidence limit (CL) ($n_s = 0.9570 \pm 0.0075$) [18, 19]. Also, from Eq. (73) we obtain the prediction of our model for the tensor-to-scalar ratio as $r = 0.19$ which is inside the range of 68% CL predicted by BICEP2 ($r = 0.20^{+0.07}_{-0.05}$) [21] and also takes place in the range of 95% CL from the Planck+WP+highL ($r < 0.26$) [18]. Furthermore, applying Eq. (66), we see that our model predicts the running of scalar spectral index as $dn_s/d \ln k = 0.004$ which is in agreement with the Planck+WP+highL at 95% CL [18]. Also, from Eq. (69), we find that our model gives the tensor spectral index as $n_t = -0.14$ and this prediction can be checked by more exact measurements in the future.

In the consistency relation (71), if we take $r = 0.20^{+0.07}_{-0.05}$ at 68% CL from BICEP2 and use the sound speed from (53), we find the constraint $-0.19 < n_t < -0.10$ for the tensor spectral index, which is satisfied for the prediction of our model. In the similar way, if we consider the bound from the Planck+WP+highL at 95% CL ($r < 0.26$) [18], we find the constraint ($n_t > -0.18$) which is respected for the prediction of our model again.

Finally, we estimate the non-Gaussianity parameter in our intermediate non-canonical inflationary model. Non-Gaussianity parameter is another observational inflationary quantity that can discriminate between inflationary models since it can give us some information about the dynamics of inflaton field during inflation. For single field inflationary models, the non-Gaussianity parameter has peak in the equilateral shape [9]. Also, if non-Gaussianity parameter has peak on the squeezed shape we conclude that we have multifields inflation [9]. Furthermore, the orthogonal non-Gaussianity arise in models with non-standard initial states [9]. Since in this paper we deal with a single field

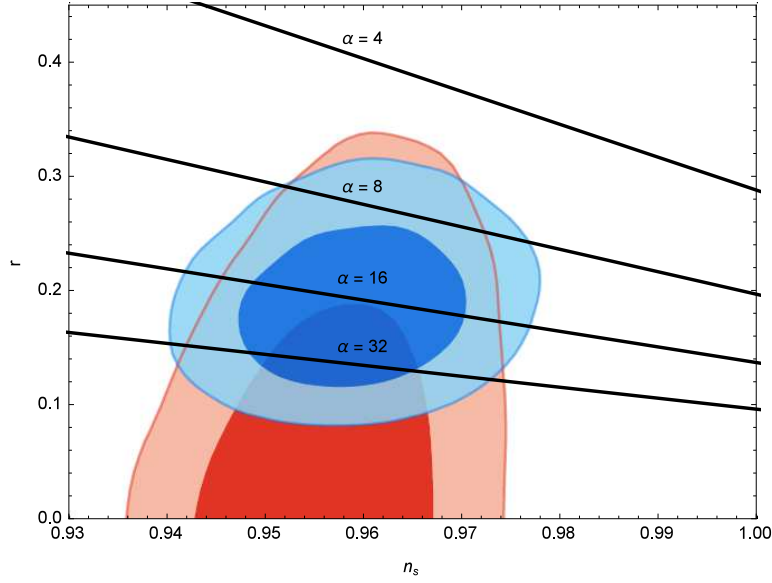


FIG. 2: Prediction of our non-canonical intermediate inflationary model in r - n_s plane in comparison with the observational results. The lines indicate the prediction of our non-canonical intermediate inflationary model for different values of α . Red and blue marginalized joints are the allowed regions by the Planck+WP+highL [18] and the Planck+WP+highL+BICEP2 [21], respectively. We see that the prediction of the our non-canonical intermediate inflationary model can lie inside the region of 68% CL favored by the Planck+WP+highL+BICEP2 [21] and even by the Planck+WP+highL [18].

inflation, thus we examine the non-Gaussianity parameter in the equilateral limit. For a non-canonical model with the Lagrangian $\mathcal{L}(X, \phi)$, the equilateral non-Gaussianity parameter is given by [44]

$$f_{\text{NL}}^{\text{equil}} = \frac{5}{81} \left(\frac{1}{c_s^2} - 1 - \frac{2\lambda}{\Sigma} \right) - \frac{35}{108} \left(\frac{1}{c_s^2} - 1 \right), \quad (74)$$

where

$$\lambda = X^2 \frac{\partial^2 \mathcal{L}}{\partial X^2} + \frac{2}{3} X^3 \frac{\partial^3 \mathcal{L}}{\partial X^3}, \quad (75)$$

$$\Sigma = X \frac{\partial \mathcal{L}}{\partial X} + 2X^2 \frac{\partial^2 \mathcal{L}}{\partial X^2}. \quad (76)$$

Using the above equations for our non-canonical model (39), we get

$$\frac{\lambda}{\Sigma} = \frac{\alpha - 1}{3}. \quad (77)$$

Substituting this together with Eq. (53) into (74) leads to

$$f_{\text{NL}}^{\text{equil}} = -\frac{275}{486} (\alpha - 1), \quad (78)$$

which for $\alpha = 16$ gives $f_{\text{NL}}^{\text{equil}} = -8.5$. This result is in agreement with the Planck 2013 result, $f_{\text{NL}}^{\text{equil}} = -42 \pm 75$ at 68% CL [19, 20]. Furthermore, we can easily show that the Planck 2013 bounds on $f_{\text{NL}}^{\text{equil}}$ effectively translate into $1 \leq \alpha \leq 208$ for our non-canonical model.

IV. EXIT FROM INTERMEDIATE INFLATION

So far we see that the intermediate inflation in a non-canonical setting can be consistent with the observational results. In this section, we propose an idea to resolve the central drawback of intermediate inflation which is the fact

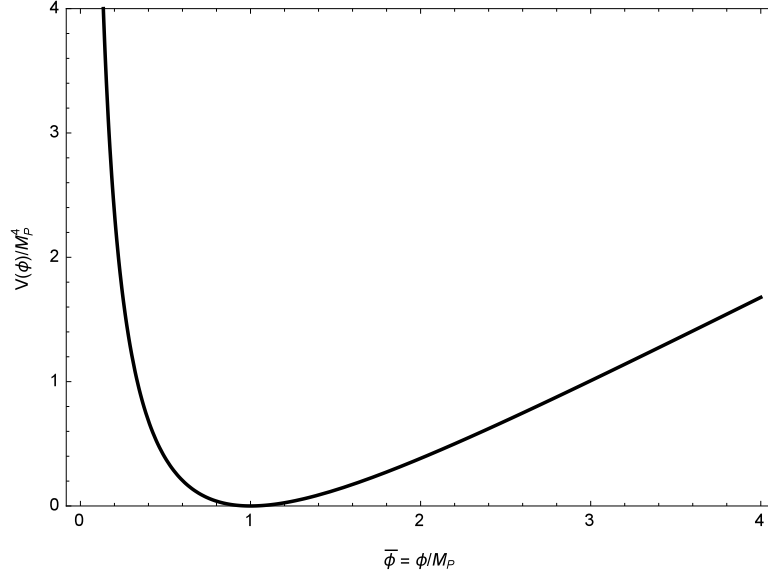


FIG. 3: The potential (79) versus $\bar{\phi} = \phi/M_P$ for $\alpha = 16$ and $f = 0.58$. In the left branch ($\phi < M_P$) the potential $V \propto \phi^{-s}$ leads to the intermediate inflation, while in the right branch ($\phi > M_P$) the potential becomes $V \propto \phi^s$ which corresponds to the chaotic inflation. Oscillations around the minimum of potential, $\phi = M_P$, provide a reheating process for the universe to transit into the radiation era.

that inflation never ends in this model and this problem is known as the ‘graceful exit’ problem. Following [33], we assume that the potential responsible for intermediate inflation is an approximation of a more general potential which has a minimum in its shape and hence provide for our model with a graceful exit. In this section we will show this is possible for our intermediate non-canonical inflation model described in the previous section.

As we see in the previous section, the inverse power law potential $V = V_0 \phi^{-s}$ gives rise the intermediate inflation in the non-canonical setting framework (39). The following modification to this potential provides for our intermediate non-canonical model with a graceful exit from inflation:

$$V(\phi) = V_0 \left[\left(\frac{\phi}{M_P} \right)^{-s/2} - \left(\frac{\phi}{M_P} \right)^{s/2} \right]^2, \quad (79)$$

where s and V_0 are given by Eqs. (49) and (50), respectively. In Fig. 3 this potential is plotted for $\alpha = 16$ and $f = 0.58$. The left branch of this potential ($\phi < M_P$) leads to intermediate non-canonical inflation with $V \propto \phi^{-s}$, while the right branch ($\phi > M_P$) corresponds to the chaotic inflation with the potential $V \propto \phi^s$ that studied before in [32]. The potential (79) has a minimum at $\phi = M_P$ where $V(\phi) = 0$ and oscillations about this minimum allow for the universe to reheat and enter to the radiation era [7]. We will show that the modification considered for the inflation potential is slight so that it doesn’t change considerably the nature of the intermediate inflation until time of horizon exit and hence doesn’t influence on the results of the previous section significantly.

In the following, we proceed to study the inflation from the left branch specified by $\phi < M_P$. At $\phi = M_P$ the potential (79) vanishes and using the equation of state parameter (4) for our Lagrangian (39), we find

$$\omega_\phi = \frac{1}{2\alpha - 1} = \frac{1}{31}, \quad (80)$$

which implies that inflation has ended.

To determine the end point of inflation, first we simplify the slow-roll parameter (59) for the potential (79) and reach to

$$\varepsilon_V = \frac{68.7242 \bar{M}^{1740/1529} (\bar{\phi}^{-1344/1529} + 1)^{32/31}}{\bar{\phi}^{69088/47399} (\bar{\phi}^{-1344/1529} - 1)^2}, \quad (81)$$

where $\bar{\phi} = \phi/M_P$ is the normalized scalar field. To find the value of normalized scalar field at the end of inflation, $\bar{\phi}_e$, we should set the above result equal to 1.

If we use the potential (79) in Eq. (51), we find the relation of scalar power spectrum as

$$\mathcal{P}_s = 2.1139 \times 10^{-8} \left[\frac{\bar{M}^{24180/1529} (\bar{\phi}^{672/1529} - \bar{\phi}^{-672/1529})^{124}}{[\frac{672}{1529} (\bar{\phi}^{-2201/1529} + \bar{\phi}^{-857/1529})]^{32}} \right]^{1/31}. \quad (82)$$

To obtain the value of normalized scalar field at horizon exit, $\bar{\phi}_*$, we should solve

$$N_* = 60 = - \int_{\bar{\phi}_e}^{\bar{\phi}_*} \frac{H}{\dot{\phi}} (M_P d\bar{\phi}), \quad (83)$$

that results from Eq. (20). In order to compute the above integration numerically, we use

$$H = 8.1536 \times 10^{-6} \left(\bar{\phi}^{-672/1529} - \bar{\phi}^{672/1529} \right) M_P, \quad (84)$$

that results from Eq. (16). Also, instead of $\dot{\phi}$ in Eq. (83), we use

$$\dot{\phi} = 1.11401 \bar{M}^{3000/1529} \left[\frac{672}{1529} \left(\bar{\phi}^{-2201/1529} + \bar{\phi}^{-857/1529} \right) \right]^{1/31} M_P^2, \quad (85)$$

that results from Eq. (58). Now, we set $\varepsilon_V(\bar{\phi}_e) = 1$ in Eq. (81) and normalize the power spectrum (82) to be $\mathcal{P}_s(\bar{\phi}_*) = 2.215 \times 10^{-9}$ according to the Planck 2013 results [18, 19]. Then we solve the resulting equations together with Eq. (83) simultaneously by a numerical method. In this way, we find $\bar{M} = 2.8 \times 10^{-4}$, $\bar{\phi}_e = 0.8717$ and $\bar{\phi}_* = 0.0130$. With these results, we will have $V_0 = 1.9945 \times 10^{-10} M_P^4$.

Now, we want to show that the considered modification for the inflationary potential in (79) doesn't alter the nature of the intermediate inflation significantly, until the time of horizon exit. For this purpose, we solve Eqs. (84) and (85) together, numerically and find the evolution of the scale factor with respect to time. Then, we set the slow-roll parameter (13) equal to 1 and find the initial and end time of inflation as $\bar{t}_i = 1.2999 \times 10^3$ and $\bar{t}_e = 7.1298 \times 10^6$, respectively, where $\bar{t} = M_P t$ is the dimensionless time. Therefore, our model gives the initial and end time of inflation as $t_i = 3.5 \times 10^{-40}$ sec and $t_e = 1.9 \times 10^{-36}$ sec, respectively. Also using the obtained value for ϕ_* , our model predicts the time of horizon exit as $\bar{t}_* = 8.8166 \times 10^4$ or $t_* = 2.4 \times 10^{-38}$ sec. In Fig. 4, we plot the evolution of scale factor versus dimensionless time. In this figure, the solid line corresponds to the numerical solution used in this section for the modified potential (79) and the dashed line is related to the intermediate inflation considered in the previous section with the inverse power law potential (48). We see that these two lines are very close to each other and we conclude that the intermediate nature of inflation is almost kept up to the time of horizon exit. Therefore, the predictions for the inflationary quantities by the modified potential (79) is near to those obtained in the previous section by the inverse power law potential (48). We can also see this fact in Fig. 5 demonstrating changes of the slow-roll parameter (13) relative to normalized time. The solid line is related to the result of this section and the dashed line implies the result of the previous section.

V. CONCLUSIONS

Here, we studied the intermediate inflation characterized by the scale factor $a(t) = \exp [A(M_P t)^f]$ where $A > 0$ and $0 < f < 1$. In the framework of standard canonical inflationary scenario, this model is in contrast with the observational results [38]. Also, it suffers from the central drawback that inflation never ends. To refine these problems, we considered a non-canonical framework and examined the intermediate inflation in this setting. We pointed out that within the framework of non-canonical scenario, the intermediate inflation is driven by an inverse power law potential. In addition, it can be compatible with the observational results deduced from the Planck 2013 [18, 19] and the BICEP2 [21]. Choosing $\alpha = 16$, $f = 0.58$ and $N_* = 60$, we get $s = 0.8790$ and $V_0 = 1.4440 \times 10^{-4} \bar{M}^{2520/1529} M_P^4$. Consequently, our model predicts the scalar spectral index to be $n_s = 0.9582$ which is inside the allowed range by Planck+WP+highL with 68% CL [18, 19]. Furthermore, our model gives the tensor-to-scalar ratio as $r = 0.19$ being inside the range of 68% CL from BICEP2 [21]. Prediction of our model for the running of scalar spectral index is $dn_s/d \ln k = 0.004$ which lies inside the region of 95% CL allowed by Planck+WP+highL [18]. We get the tensor spectral index $n_t = -0.14$ in our model that can be checked by more exact observational results in the future. This result also satisfies the bound imposed by the consistency relation of our non-canonical model, together with the observational constraint on r from BICEP2 [21] and Planck+WP+highL [18]. Our model predicts the equilateral non-Gaussianity as $f_{NL}^{\text{equil}} = -8.5$ which lies in the observational range predicted by Planck 2013 at 68% CL [19, 20].

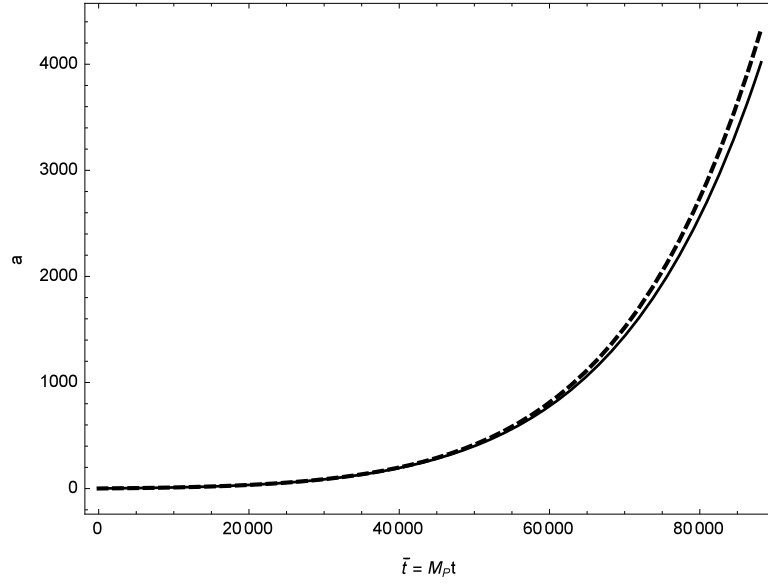


FIG. 4: Evolution of the scale factor a versus the dimensionless time $\bar{t} = M_P t$. The solid line indicates the result from the modified potential (79) considered in Sec. IV and the dashed line implies the result corresponding to the intermediate inflation by the inverse power law potential (48) considered in Sec. III.

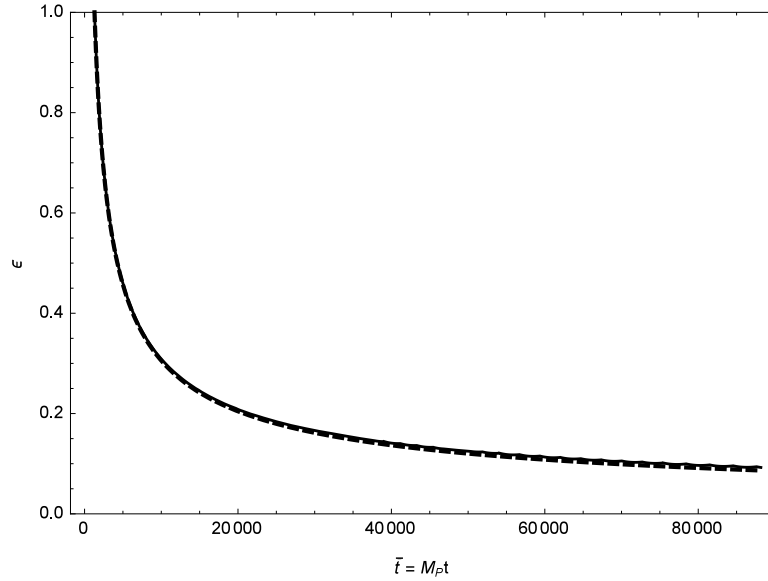


FIG. 5: Same as Fig. 4 but for evolution of the slow-roll parameter (13) versus the dimensionless time $\bar{t} = M_P t$.

We also determined $\bar{M} = 2.8 \times 10^{-4}$ and hence $V_0 = 1.9945 \times 10^{-10} M_P^4$. We found that our non-canonical intermediate inflation model gives the initial, end and horizon exit time of inflation as $t_i = 3.5 \times 10^{-40}$ sec, $t_e = 1.9 \times 10^{-36}$ sec and $t_* = 2.4 \times 10^{-38}$ sec, respectively. Finally, to resolve the graceful exit problem of the intermediate inflation in the non-canonical framework, we modified the inflationary potential slightly, so that the nature of the intermediate inflation was kept approximately until the time of horizon exit.

[1] A.A. Starobinsky, Phys. Lett. B **91**, 99 (1980).

- [2] A.H. Guth, Phys. Rev. D **23**, 347 (1981).
- [3] A.D. Linde, Phys. Lett. B **108**, 389 (1982).
- [4] A. Albrecht, P.J. Steinhardt, Phys. Rev. Lett. **48**, 1220 (1982).
- [5] A.D. Linde, Phys. Lett. B **129**, 177 (1983).
- [6] A.R. Liddle, D.H. Lyth, *Cosmological Inflation and Large-scale Structure*, Cambridge University Press 2000.
- [7] B.A. Bassett, S. Tsujikawa, D. Wands, Rev. Mod. Phys. **78**, 589 (2006).
- [8] W.H. Kinney, arXiv:0902.1529.
- [9] D. Baumann, arXiv:0907.5424.
- [10] D. Baumann, L. McAllister, arXiv:1404.2601.
- [11] V.F. Mukhanov, G.V. Chibisov, JETP Lett. **33**, 532 (1981).
- [12] S.W. Hawking, Phys. Lett. B **115**, 295 (1982).
- [13] A.A. Starobinsky, Phys. Lett. B **117**, 175 (1982).
- [14] A.H. Guth, S. Pi, Phys. Rev. Lett. **49**, 1110 (1982).
- [15] V.F. Mukhanov, H.A. Feldman, R. H. Brandenberger, Phys. Rep. **215**, 203 (1993).
- [16] A.R. Liddle, D.H. Lyth, Phys. Rep. **231**, 1 (1993).
- [17] K.A. Malik, D. Wands, Phys. Rep. **475**, 1 (2009).
- [18] P.A.R. Ade, et al., A&A **571**, A16 (2014).
- [19] P.A.R. Ade, et al., A&A **571**, A22 (2014).
- [20] P.A.R. Ade, et al., A&A **571**, A24 (2014).
- [21] P.A.R. Ade, et al., Phys. Rev. Lett. **112**, 241101 (2014).
- [22] J. Martin, C. Ringeval, R. Trotta, V. Vennin, Phys. Rev. D **90**, 063501 (2014).
- [23] J. Martin, C. Ringeval, V. Vennin, arXiv:1303.3787.
- [24] J. Martin, C. Ringeval, R. Trotta, V. Vennin, JCAP **03**, 039 (2014).
- [25] M.W. Hossain, R. Myrzakulov, M. Sami, E.N. Saridakis, Phys. Rev. D **89**, 123513 (2014).
- [26] C. Armendariz-Picon, T. Damour, V. Mukhanov, Phys. Lett. B **458**, 209 (1999).
- [27] J. Garriga, V.F. Mukhanov, Phys. Lett. B **458**, 219 (1999).
- [28] S. Li, A.R. Liddle, JCAP **10**, 011 (2012).
- [29] J. Hwang, H. Noh, Phys. Rev. D **66**, 084009 (2002).
- [30] P. Franche, R. Gwyn, B. Underwood, A. Wissanji, Phys. Rev. D **81**, 123526 (2010).
- [31] P. Franche, R. Gwyn, B. Underwood, A. Wissanji, Phys. Rev. D **82**, 063528 (2010).
- [32] S. Unnikrishnan, V. Sahni, A. Toporensky, JCAP **08**, 018 (2012).
- [33] S. Unnikrishnan, V. Sahni, JCAP **10**, 063 (2013).
- [34] X. Zhang, J. Zhu, arXiv:1402.0205.
- [35] M.W. Hossain, R. Myrzakulov, M. Sami, E.N. Saridakis, Phys. Lett. B **737**, 191 (2014).
- [36] T. Golanbari, A. Mohammadi, Kh. Saaedi, Phys. Rev. D **89**, 103529 (2014).
- [37] J.D. Barrow, Phys. Lett. B **235**, 40 (1990).
- [38] J.D. Barrow, A.R. Liddle, Phys. Rev. D **47**, 5219 (1993).
- [39] J.D. Barrow, N.J. Nunes, Phys. Rev. D **76**, 043501 (2007).
- [40] S. del Campo, R. Herrera, JCAP **04**, 005 (2009).
- [41] M.R. Setare, V. Kamali, JCAP **08**, 034 (2012).
- [42] M. Jamil, D. Momeni, R. Myrzakulov, arXiv:1309.3269.
- [43] R. Herrera, M. Olivares, N. Videla, IJMPD **23**, 1450080 (2014).
- [44] X. Chen, M. Huang, S. Kachru, G. Shiu, JCAP **01**, 002 (2007).