

A light pseudoscalar of 2HDM confronted with muon g-2 and experimental constraints

Lei Wang, Xiao-Fang Han

Department of Physics, Yantai University, Yantai 264005, PR China

Abstract

A light pseudoscalar of the lepton-specific 2HDM can enhance the muon g-2, but suffer from various constraints easily, such as the 125.5 GeV Higgs signals, non-observation of additional Higgs at the collider and even $B_s \rightarrow \mu^+ \mu^-$. In this paper, we take the light CP-even Higgs as the 125.5 GeV Higgs, and examine the implications of those observables on a pseudoscalar with the mass below the half of 125.5 GeV. Also the other relevant theoretical and experimental constraints are considered. We find that the pseudoscalar can be allowed to be as low as 10 GeV, but the corresponding $\tan \beta$, $\sin(\beta - \alpha)$ and the mass of charged Higgs are strongly constrained. In addition, the surviving samples favor the wrong-sign Yukawa coupling region, namely that the 125.5 GeV Higgs couplings to leptons have opposite sign to the couplings to gauge bosons and quarks.

PACS numbers: 12.60.Fr, 14.80.Ec, 14.80.Bn

I. INTRODUCTION

The ATLAS and CMS Collaborations found a 125.5 GeV Higgs boson at the LHC [1, 2]. The latest experimental data show that the properties of this particle agree with the Standard Model (SM) predictions. Especially the diphoton signal strength is changed from 1.6 ± 0.4 to 1.17 ± 0.27 for ATLAS [3] and from $0.78^{+0.28}_{-0.16}$ to $1.12^{+0.37}_{-0.32}$ for CMS [4], which are well consistent with the SM prediction within 1σ range. Thus, the 125.5 GeV Higgs signal data can give the strong constraints on the effects of new physics.

The two-Higgs-doublet model (2HDM) has very rich Higgs phenomenology, including two neutral CP-even Higgs bosons h and H , one neutral pseudoscalar A , and two charged Higgs H^\pm . The recent Higgs data have been used to constrain the 2HDM, see some recent examples [5]. In addition, a light pseudoscalar with a large $\tan\beta$ can account for the 3.1σ deviation between the SM predicted and measured values of the muon anomalous magnetic moment [6–9]. Due to the experimental constraints, the type-II 2HDM [10] is very difficult to explain the muon g-2 anomaly [7, 9], but the lepton-specific 2HDM (L2HDM) [11] can still give a valid explanation [8, 9]. Compared to the recent study [9], we focus on a light pseudoscalar for which a relative small $\tan\beta$ is required to account for the muon g-2 anomaly. For a light pseudoscalar, the 125.5 GeV Higgs decay into the pseudoscalars is open, and the rare decay $B_s \rightarrow \mu^+\mu^-$ can obtain the additional important contributions from the very light pseudoscalar exchange diagrams. Therefore, the 125.5 GeV Higgs signal data and even $B_s \rightarrow \mu^+\mu^-$ can give the important constraints on the very light pseudoscalar. Also we consider the theoretical constraints, electroweak precision data, the non-observation of additional Higgs at collider, and the flavor observables $B \rightarrow X_s\gamma$, Δm_{B_s} and Δm_{B_d} .

Our work is organized as follows. In Sec. II we recapitulate the L2HDM. In Sec. III we introduce the numerical calculations. In Sec. IV, we show the implications of muon g-2 and experimental data on the L2HDM. Finally, we give our conclusion in Sec. V.

II. L2HDM

The general Higgs potential is written as [12]

$$\begin{aligned}
V = & m_{11}^2(\Phi_1^\dagger\Phi_1) + m_{22}^2(\Phi_2^\dagger\Phi_2) - \left[m_{12}^2(\Phi_1^\dagger\Phi_2 + \text{h.c.}) \right] \\
& + \frac{\lambda_1}{2}(\Phi_1^\dagger\Phi_1)^2 + \frac{\lambda_2}{2}(\Phi_2^\dagger\Phi_2)^2 + \lambda_3(\Phi_1^\dagger\Phi_1)(\Phi_2^\dagger\Phi_2) + \lambda_4(\Phi_1^\dagger\Phi_2)(\Phi_2^\dagger\Phi_1) \\
& + \left[\frac{\lambda_5}{2}(\Phi_1^\dagger\Phi_2)^2 + \text{h.c.} \right] + \left[\lambda_6(\Phi_1^\dagger\Phi_1)(\Phi_1^\dagger\Phi_2) + \text{h.c.} \right] \\
& + \left[\lambda_7(\Phi_2^\dagger\Phi_2)(\Phi_1^\dagger\Phi_2) + \text{h.c.} \right].
\end{aligned} \tag{1}$$

In this paper we focus on the CP-conserving case where all λ_i and m_{12}^2 are real. In the L2HDM, a discrete Z_2 symmetry is introduced to make $\lambda_6 = \lambda_7 = 0$, and allow for a soft-breaking term with $m_{12}^2 \neq 0$. The two complex scalar doublets have the hypercharge $Y = 1$,

$$\Phi_1 = \begin{pmatrix} \phi_1^+ \\ \frac{1}{\sqrt{2}}(v_1 + \phi_1^0 + ia_1) \end{pmatrix}, \quad \Phi_2 = \begin{pmatrix} \phi_2^+ \\ \frac{1}{\sqrt{2}}(v_2 + \phi_2^0 + ia_2) \end{pmatrix}. \tag{2}$$

Where the vacuum expectation values (VEVs) $v^2 = v_1^2 + v_2^2 = (246 \text{ GeV})^2$, and the ratio of the two VEVs is defined as usual to be $\tan\beta = v_2/v_1$. There are five mass eigenstates: two neutral CP-even h and H , one neutral pseudoscalar A , and two charged scalar H^\pm . We can rotate this basis to the Higgs basis by a mixing angle β , where the VEV of Φ_2 field is zero. In the Higgs basis, the mass eigenstates are obtained from

$$\begin{aligned}
h &= \sin(\beta - \alpha)\phi_1^0 + \cos(\beta - \alpha)\phi_2^0, \\
H &= \cos(\beta - \alpha)\phi_1^0 - \sin(\beta - \alpha)\phi_2^0, \\
A &= a_2, \quad H^\pm = \phi_2^\pm.
\end{aligned} \tag{3}$$

The right fields of the equations denote the interaction eigenstates in the Higgs basis. The corresponding masses and couplings of Eq. (1) are changed in the Higgs basis [13]. For example, both λ_6 and λ_7 are taken as zero in the physics basis, but the rotation into the Higgs basis can generate non-zero values for λ_6 and λ_7 .

In the Higgs basis, the general Yukawa interactions with no tree-level FCNC are give [14]

$$\mathcal{L}_Y = -\frac{\sqrt{2}}{v} \left[M'_d \bar{Q}_L(\Phi_1 + \kappa_d \Phi_2) d_R + M'_u \bar{Q}_L(\tilde{\Phi}_1 + \kappa_u \tilde{\Phi}_2) u_R + M'_\ell \bar{L}_L(\Phi_1 + \kappa_\ell \Phi_2) \ell_R \right] + \text{h.c.}, \tag{4}$$

where $\tilde{\Phi}_i(x) = i\tau_2 \Phi_i^*(x)$ and $M'_{d,u,\ell}$ are the Yukawa matrices. For the L2HDM,

$$\kappa_u = \kappa_d = \cot\beta, \quad \kappa_\ell = -\tan\beta. \tag{5}$$

The couplings of neutral Higgs bosons with respect to the SM Higgs boson are give by

$$\begin{aligned} y_V^h &= \sin(\beta - \alpha), & y_f^h &= \sin(\beta - \alpha) + \cos(\beta - \alpha)\kappa_f, \\ y_V^H &= \cos(\beta - \alpha), & y_f^H &= \cos(\beta - \alpha) - \sin(\beta - \alpha)\kappa_f, \\ y_V^A &= 0, & y_u^A &= -i\gamma^5\kappa_u, & y_{d,\ell}^A &= i\gamma^5\kappa_{d,\ell}. \end{aligned} \quad (6)$$

Where V denotes Z and W , and f denotes u , d and ℓ . The charged Higgs couplings are give as

$$\mathcal{L}_Y = -\frac{\sqrt{2}}{v} H^+ \left\{ \bar{u} [\kappa_d V_{CKM} M_d P_R - \kappa_u M_u V_{CKM} P_L] d + \varsigma_\ell \bar{\nu} M_\ell P_R \ell \right\} + h.c., \quad (7)$$

where M_f are the diagonal fermion mass matrices.

III. NUMERICAL CALCULATIONS

The in-house code is used to calculate the muon g-2, χ^2 fit to 125.5 GeV Higgs signal, $B_s \rightarrow \mu^+ \mu^-$, Δm_{B_s} and Δm_{B_d} . 2HDMC-1.6.5 [15] is employed to implement the theoretical constraints from the vacuum stability, unitarity and coupling-constant perturbativity, and calculate the oblique parameters (S , T , U) and $\delta\rho$. SuperIso-3.4 [16] is used to implement the constraints from $B \rightarrow X_s \gamma$. HiggsBounds-4.1.3 [17] is employed to implement the exclusion constraints from the neutral and charged Higgses searches at the LEP, Tevatron and LHC at 95% confidence level. Now we introduce the calculations of some constraints, which are the main motivations of this paper:

Muon g-2: The recent measurement on the muon anomalous magnetic moment is $a_\mu^{exp} = (116592091 \pm 63) \times 10^{-11}$ [18], which has approximately 3.1σ deviation from the SM prediction [19, 20], $\Delta a_\mu = a_\mu^{exp} - a_\mu^{SM} = (262 \pm 85) \times 10^{-11}$ [9].

In the L2HDM, a_μ gets the additional contributions from the one-loop diagrams induced by the Higgs bosons and also from the two-loop Barr-Zee diagrams mediated by A , h and H . For the one-loop contributions [21],

$$\Delta a_\mu^{2\text{HDM}}(\text{1loop}) = \frac{G_F m_\mu^2}{4\pi^2 \sqrt{2}} \sum_j (y_\mu^j)^2 r_\mu^j f_j(r_\mu^j), \quad (8)$$

where $j = h, H, A, H^\pm$, $r_\mu^j = m_\mu^2/M_j^2$. For $r_\mu^j \ll 1$,

$$f_{h,H}(r) \simeq -\ln r - 7/6, \quad f_A(r) \simeq \ln r + 11/6, \quad f_{H^\pm}(r) \simeq -1/6. \quad (9)$$

For two-loop contributions,

$$\Delta a_\mu^{\text{2HDM}}(\text{2loop} - \text{BZ}) = \frac{G_F m_\mu^2}{4\pi^2 \sqrt{2}} \frac{\alpha_{\text{em}}}{\pi} \sum_{i,f} N_f^c Q_f^2 y_\mu^i y_f^i r_f^i g_i(r_f), \quad (10)$$

where $i = h, H, A$. m_f , Q_f and N_f^c are the mass, electric charge and number of color degrees of freedom of the fermion f in the loop. The functions $g_i(r)$ are [6, 7]

$$g_{h,H}(r) = \int_0^1 dx \frac{2x(1-x)-1}{x(1-x)-r} \ln \frac{x(1-x)}{r}, \quad g_A(r) = \int_0^1 dx \frac{1}{x(1-x)-r} \ln \frac{x(1-x)}{r}. \quad (11)$$

The contributions of the CP-even (CP-odd) Higgses to a_μ are negative (positive) at the two-loop level and positive (negative) at one-loop level. As m_f^2/m_μ^2 could easily overcome the loop suppression factor α/π , the two-loop contributions may be larger than one-loop ones. In the L2HDM, since the CP-odd Higgs coupling to the tau lepton is proportional to $\tan \beta$, the L2HDM can enhance sizably the muon g-2 for a light CP-odd Higgs with a large $\tan \beta$.

Global fit to the 125.5 GeV Higgs signal data: We take the light CP-even Higgs as the 125.5 GeV Higgs. Using the method taken in [22], we perform a global fit to the 125.5 GeV Higgs data of 29 channels after ICHEP 2014, which are summarized in the Tables I-V of [23]. A number of new measurements or updates of existing ones were presented by ATLAS and CMS Collaborations [3, 4, 24–31]. The signal strength for the i channel is defined as

$$\mu_i = \epsilon_{ggh}^i R_{ggh} + \epsilon_{VBF}^i R_{VBF} + \epsilon_{VH}^i R_{VH} + \epsilon_{t\bar{t}H}^i R_{t\bar{t}H}. \quad (12)$$

Where $R_j = \frac{(\sigma \times BR)_j}{(\sigma \times BR)_j^{\text{SM}}}$ with j denoting the partonic processes ggh , VBF , VH , and $t\bar{t}H$. ϵ_j^i denotes the assumed signal composition of the partonic process j , which are given in Tables I-V of [23]. For an uncorrelated observable i ,

$$\chi_i^2 = \frac{(\mu_i - \mu_i^{\text{exp}})^2}{\sigma_i^2}, \quad (13)$$

where μ_i^{exp} and σ_i denote the experimental central value and uncertainty for the i channel. We retain the uncertainty asymmetry in our calculations. For the two correlated observables, we take

$$\chi_{i,j}^2 = \frac{1}{1-\rho^2} \left[\frac{(\mu_i - \mu_i^{\text{exp}})^2}{\sigma_i^2} + \frac{(\mu_j - \mu_j^{\text{exp}})^2}{\sigma_j^2} - 2\rho \frac{(\mu_i - \mu_i^{\text{exp}})(\mu_j - \mu_j^{\text{exp}})}{\sigma_i \sigma_j} \right], \quad (14)$$

where ρ is the correlation coefficient. We sum over χ^2 of the 29 channels, and pay particular attention to the surviving samples with $\chi^2 - \chi_{\text{min}}^2 \leq 6.18$, where χ_{min}^2 denotes the minimum of

χ^2 . These samples correspond to the 95.4% confidence level regions in any two dimensional plane of the model parameters when explaining the Higgs data (corresponding to be within 2σ range).

$B_s \rightarrow \mu^+ \mu^-$: The LHCb [32] and CMS [33] measurements lead to the weighted average, $\bar{B}(B_s \rightarrow \mu^+ \mu^-)_{exp} = (2.9 \pm 0.7) \times 10^{-9}$ [34], which is well agreement with the latest SM prediction, $\bar{B}(B_s \rightarrow \mu^+ \mu^-)_{SM} = (3.65 \pm 0.23) \times 10^{-9}$ [35]. Recently, Ref. [36] presents a complete one-loop calculation of the contributions of Aligned 2HDM to $B_s \rightarrow \mu^+ \mu^-$. Following the method taken in Ref. [36], we define

$$\bar{R}_{s\mu} \equiv \frac{\bar{B}(B_s \rightarrow \mu^+ \mu^-)}{\bar{B}(B_s \rightarrow \mu^+ \mu^-)_{SM}} = \left[|P|^2 + \left(1 - \frac{\Delta\Gamma_s}{\Gamma_L^s}\right) |S|^2 \right], \quad (15)$$

where the CKM matrix elements and hadronic factors cancel out. Combining the SM prediction with the experimental result, $\bar{R}_{s\mu} = 0.79 \pm 0.2$ is required.

$$P \equiv \frac{C_{10}}{C_{10}^{SM}} + \frac{M_{B_s}^2}{2M_W^2} \left(\frac{m_b}{m_b + m_s} \right) \frac{C_P - C_P^{SM}}{C_{10}^{SM}}, \quad (16)$$

$$S \equiv \sqrt{1 - \frac{4m_\mu^2}{M_{B_s}^2}} \frac{M_{B_s}^2}{2M_W^2} \left(\frac{m_b}{m_b + m_s} \right) \frac{C_S - C_S^{SM}}{C_{10}^{SM}}. \quad (17)$$

The 2HDM can give the additional contributions to coefficient C_{10} by the Z -penguin diagrams with the charged Higgs loop. Unless there are large enhancements for C_P and C_S , their contributions can be neglected due to the suppression of the factor $M_{B_s}^2/M_W^2$. For example, the C_P and C_S of type-II 2HDM can be dominant due to the enhancement of the large $\tan^2 \beta$ terms [37]. Although such large $\tan^2 \beta$ terms are absent in the L2HDM, C_P can obtain the important contributions from the CP-odd Higgs exchange diagrams for m_A is very small. Such contributions are also sensitive to m_{H^\pm} and small $\tan \beta$. For the large $\tan \beta$, the terms proportional to $\cot \beta$ and the higher order terms can be neglected.

Using the formulas in [36], we calculate the parameter P and S in the L2HDM. Note that the mixing of two CP-even Higgses in this paper is different from [36], therefore some corresponding couplings need be replaced.

In our calculations, $m_h = 125.5$ GeV is fixed, and the input parameters are $\sin(\beta - \alpha)$, $\tan \beta$, the physical Higgs masses (m_H , m_A , m_{H^\pm}) and the coupling of hAA (λ_{hAA}), where λ_{hAA} is used to replace the soft-breaking parameter m_{12}^2 . We focus on $5 \text{ GeV} < m_A < 62.75$ GeV, and such light CP-odd Higgs will be more strongly constrained, especially for the 125.5 GeV Higgs signal. Assuming that the Higgs couplings to fermions and gauge bosons are the

same as the SM, $Br(h \rightarrow AA)$ is larger than 40% for $|\lambda_{hAA}| > 20$ GeV and $m_A < 62.5$ GeV. Therefore, we scan λ_{hAA} in the range of -20 GeV ~ 20 GeV. In addition to that the theoretical constraints are satisfied, we require the L2HDM to explain the experimental data within the 2σ range, and fit the current Higgs signal data at the 2σ level. The experimental values of electroweak precision data, $B \rightarrow X_s \gamma$, Δm_{B_s} and Δm_{B_d} are taken from [38].

IV. RESULTS AND DISCUSSIONS

Without the constraint of muon g-2, we find a surviving sample with a minimal value of χ^2 fit to the Higgs signal data, $\chi^2_{min} \simeq 16.95$, which is slightly smaller than SM value, 17.0. The corresponding input parameters are,

$$\begin{aligned} \sin(\beta - \alpha) &\simeq -0.999994, \quad \tan \beta \simeq 5.16, \quad m_h = 125.5 \text{ GeV}, \quad m_H \simeq 130.35 \text{ GeV}, \\ m_A &= 61.50 \text{ GeV}, \quad m_{H^\pm} = 146.21 \text{ GeV}, \\ \lambda_{hAA} &\simeq -0.47 \text{ GeV} \quad (m_{12}^2 = 2174.84 \text{ GeV}^2). \end{aligned} \quad (18)$$

Our numerical results show that for the surviving samples within the 2σ range of χ^2 , $Br(h \rightarrow AA)$ is required to be smaller than 24%.

In Fig. 1, we project the surviving samples on the plane of $\sin(\beta - \alpha)$ versus $\tan \beta$. Without the constraint of muon g-2, the surviving samples lie in two different regions. In one region, the 125.5 GeV Higgs couplings are near the SM values, called the SM-like region. In the other region, the Higgs couplings to leptons have opposite sign to the corresponding couplings to VV , called the wrong-sign Yukawa coupling region. In the SM-like region, the absolute value of $\sin(\beta - \alpha)$ is required to be larger than 0.986, while $\sin(\beta - \alpha)$ is allowed to have more sizable deviation from 1.0 in the wrong-sign Yukawa coupling region, $\sin(\beta - \alpha) > 0.89$. This can be understandable from the Higgs couplings to leptons. For the wrong-sign Yukawa coupling and SM-like Yukawa coupling, the Higgs couplings to lepton are respectively

$$\sin(\beta - \alpha) - \tan \beta \cos(\beta - \alpha) = -1 + \varepsilon, \quad \sin(\beta - \alpha) - \tan \beta \cos(\beta - \alpha) = 1 - \varepsilon. \quad (19)$$

Where ε is larger than zero, but much smaller than 1.0. For $\sin(\beta - \alpha)$ approaches to 1.0, $\cos(\beta - \alpha)$ of the former is much larger than that of the latter for the same $\tan \beta$.

Including the constraint of muon g-2, the surviving samples favor the wrong-sign Yukawa coupling region and have $\tan \beta > 34$. The corresponding $\sin(\beta - \alpha)$ approaches to 1.0

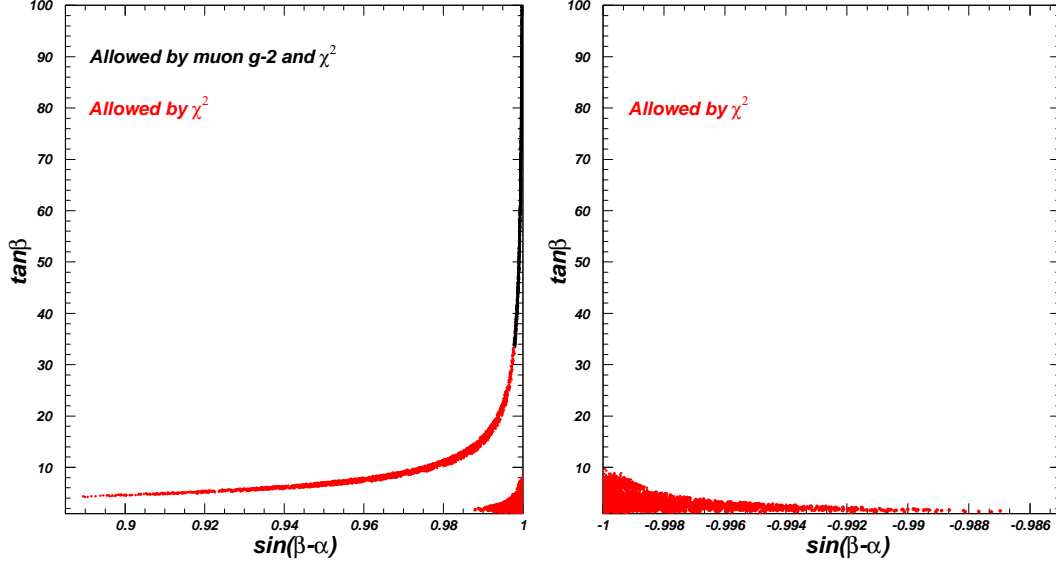


FIG. 1: The scatter plots of surviving samples projected on the plane of $\sin(\beta - \alpha)$ versus $\tan \beta$.

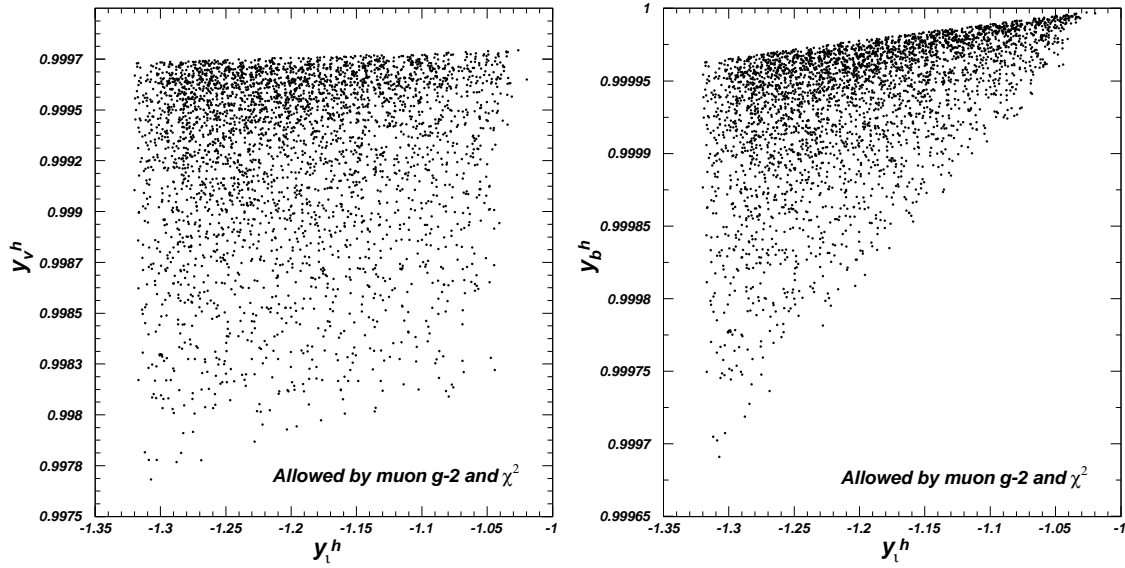


FIG. 2: The scatter plots of surviving samples with the 2σ ranges of muon $g-2$ and χ^2 projected on the planes of the coupling $h\ell\bar{\ell}$ versus hVV , and $h\ell\bar{\ell}$ versus hbb , respectively.

as increasing of $\tan \beta$, leading a small $\cos(\beta - \alpha)$ which ensures the absolute value of the coupling $h\ell\bar{\ell}$ around SM value. In Fig. 2, the surviving samples are projected on the planes of Higgs couplings. The Higgs couplings to VV and quarks are very closed to SM values, but the Higgs couplings to leptons have the opposite sign to the SM values, and over 30% deviation from the SM values.

In Fig. 3, the surviving samples are projected on the planes of m_H versus m_{H^\pm} and m_A

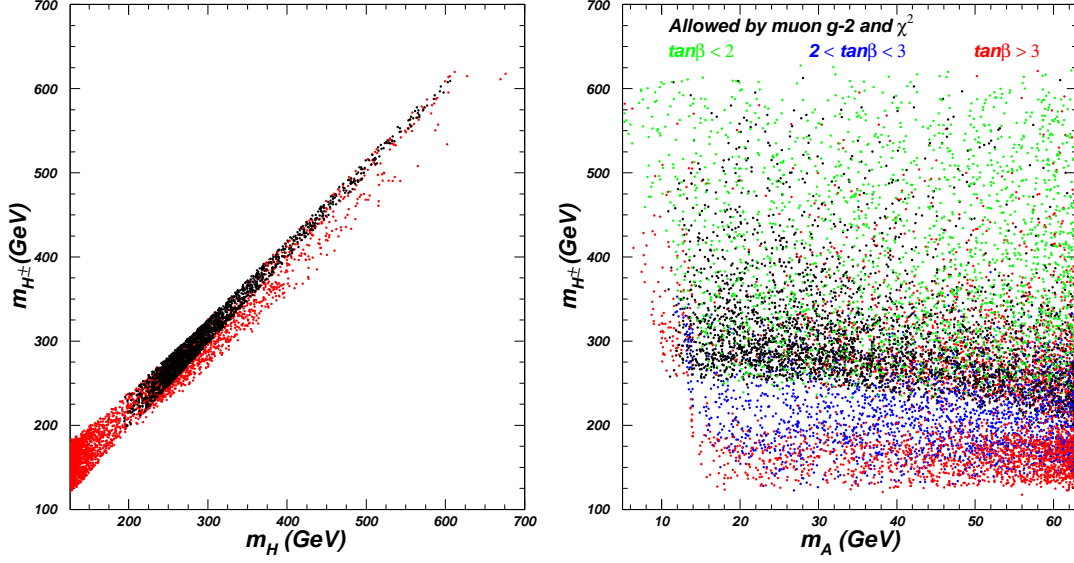


FIG. 3: Left panel: Same as Fig. 1, but projected on the plane of m_H versus m_{H^\pm} . Right panel: The scatter plots of surviving samples within the 2σ range of χ^2 projected on the plane of m_A versus m_{H^\pm} .

versus m_{H^\pm} , respectively. The left panel shows that there is a small mass difference between m_H and m_{H^\pm} for the surviving samples, especially for including the constraint of muon g-2. Such small mass difference is mainly required by the electroweak parameter ρ to produce a pseudoscalar with mass in the range of 5 GeV \sim 62.75 GeV.

The right panel shows that $\tan\beta$ is required to be larger than 2.0 for $m_{H^\pm} < 230$ GeV, and the main constraints are from the flavor observables Δm_{B_s} and Δm_{B_d} . In addition, for $m_A < 16$ GeV, there is strong correlation between m_A and m_{H^\pm} due to the constraint of $B_s \rightarrow \mu^+\mu^-$. In particular, m_{H^\pm} is required to be larger than 450 GeV for $\tan\beta < 2$ and $m_A < 10$ GeV, and m_{H^\pm} is allowed to be sharply decreased with the increasing of m_A . For $m_A > 20$ GeV, the contributions from the exchange of A diagrams to the coefficient C_P are difficult to overcome the suppression factor $M_{B_s}^2/M_W^2$, therefore $B_s \rightarrow \mu^+\mu^-$ is not sensitive to m_A . Also the constraint of $B_s \rightarrow \mu^+\mu^-$ on m_A and m_{H^\pm} can be relaxed by a modest large $\tan\beta$, but not sensitive to the enough large $\tan\beta$. Including the constraint of muon g-2, m_A is allowed to be as low as 10 GeV, but the corresponding m_{H^\pm} is required to be larger than 250 GeV.

In Fig. 4, the surviving samples are projected on the plane of m_A versus $\tan\beta$. For $m_A < 26$ GeV, the upper bound of $\tan\beta$ is strongly constrained by the exclusion experiments of

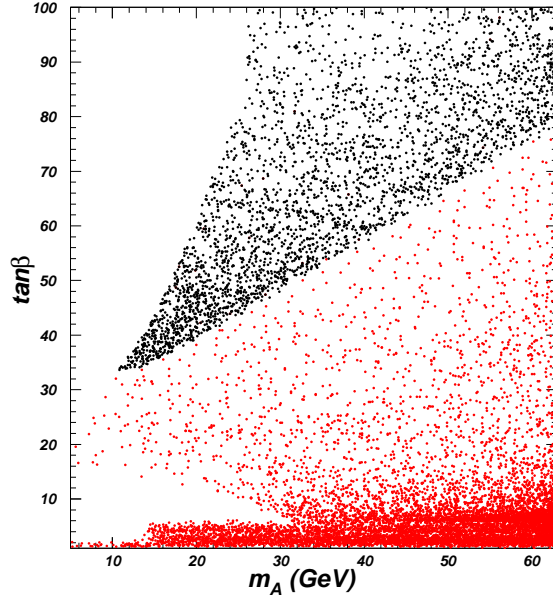


FIG. 4: Same as Fig. 1, but projected on the plane of m_A versus $\tan\beta$.

Higgs at the collider, and some intermediate values are excluded by the 2σ constraint of χ^2 fit to the Higgs signal. Including the constraint of muon g-2, the range of $\tan\beta$ is sizably narrowed with m_A approaching to 10 GeV.

V. CONCLUSION

In the L2HDM, a light pseudoscalar with a large $\tan\beta$ can account for the muon g-2 anomaly. Assuming that the light CP-even Higgs is the 125.5 GeV Higgs, we study the implications of the relevant theoretical and experimental constraints on a pseudoscalar with the mass below the half of 125.5 GeV, especially for the muon g-2 anomaly, 125.5 GeV Higgs signal and $B_s \rightarrow \mu^+\mu^-$. We find that the pseudoscalar can be allowed to be as low as 10 GeV, and $\tan\beta$ is required to be larger than 34. As the increasing of $\tan\beta$, $\sin(\beta - \alpha)$ is very closed to 1.0. For m_A approaches to 10 GeV, the range of $\tan\beta$ is sizably narrowed, and m_{H^\pm} is required to be larger than 250 GeV. In addition, the 125.5 GeV Higgs couplings to leptons are favored to have opposite sign to the couplings to gauge bosons and quarks, and over 30% deviation from the SM values.

Acknowledgment

We would like to thank Xin-Qiang Li for helpful discussions. This work was supported by the National Natural Science Foundation of China (NNSFC) under grant No. 11105116.

- [1] S. Chatrchyan et al. [CMS Collaboration], Phys. Lett. B **716**, 30 (2012).
- [2] G. Aad et al. [ATLAS Collaboration], Phys. Lett. B **716**, 1 (2012).
- [3] G. Aad et al. [ATLAS Collaboration], arXiv:1408.7084.
- [4] V. Khachatryan et al. [CMS Collaboration], Eur. Phys. Jour. C **74**, 3076 (2014).
- [5] see some recent examples: J. Bernon, J. F. Gunion, Y. Jiang, S. Kraml, arXiv:1412.3385; B. Dumont, J. F. Gunion, Y. Jiang, S. Kraml, Phys. Rev. D **90**, 035021 (2014); P. M. Ferreira, R. Guedes, M. O. P. Sampaio, R. Santos, JHEP **1412**, 067 (2014); P. S. B. Dev, A. Pilaftsis, JHEP **1412**, 024 (2014); L. Wang, X.-F. Han, JHEP **1411**, (2014) 085; Phys. Lett. B **739**, 416 (2014); B. Grzadkowski, O. M. Ogreid, P. Osland, JHEP **1411**, 084 (2014); S. Kanemura, K. Tsumura, K. Yagyu, H. Yokoya, Phys. Rev. D **90**, 075001 (2014); A. Kobakhidze, L. Wu, J. Yue, JHEP **1410**, 100 (2014); B. Hespel, D. Lopez-Val, E. Vryonidou, JHEP **1409**, 124 (2014); J. Baglio, O. Eberhardt, U. Nierste, M. Wiebusch, Phys. Rev. D **90**, 015008 (2014); K. Cheung, J. S. Lee, P.-Y. Tseng, JHEP **1401**, 085 (2014); P. M. Ferreira, R. Santos, J. F. Gunion, H. E. Haber, Phys. Rev. D **89**, 115003 (2014); B. Coleppa, F. Kling, S. Su, JHEP **1401**, 161 (2014); X.-D. Cheng, Y.-D. Yang, X.-B. Yuan, Eur. Phys. Jour. C **74**, 3081 (2014); Y.-N. Mao, S.-H. Zhu, arXiv:1409.6844; N. Chen, J. Li, Y. Liu, Z. Liu, arXiv:1410.4447; A. Celis, V. Ilisie, A. Pich, JHEP **1312**, 095 (2013); C.-Y. Chen and S. Dawson, Phys. Rev. D **87**, 055016 (2013); V. Barger, L. L. Everett, H. E. Logan and G. Shaughnessy, Phys. Rev. D **88**, 115003 (2013); X.-F. Wang, C. Du, H.-J. He, Phys. Lett. B **723**, 314 (2013); T. Abe, N. Chen, H.-J. He, JHEP **1301**, 082 (2013).
- [6] D. Chang, W.-F. Chang, C.-H. Chou, and W.-Y. Keung, Phys. Rev. D **63**, 091301 (2001); K. Cheung, C.-H. Chou, and O. C. Kong, Phys. Rev. D **64**, 111301 (2001).
- [7] K. Cheung, O. C. Kong, Phys. Rev. D **68**, 053003 (2003).
- [8] J. Cao, P. Wan, L. Wu, J. M. Yang, Phys. Rev. D **80**, 071701 (2009).
- [9] A. Broggio, E. J. Chun, M. Passera, K. M. Patel, S. K. Vempati, JHEP **1411**, 058 (2014).

- [10] L. J. Hall, M. B. Wise, Nucl. Phys. B **187**, 397 (1981); J. F. Donoghue, L. F. Li, Phys. Rev. D **19**, 945 (1979).
- [11] V. D. Barger, J. L. Hewett, R. J. N. Phillips, Phys. Rev. D **41**, 3421 (1990); Y. Grossman, Nucl. Phys. B **426**, 3 (1994); A. G. Akeroyd, W. J. Stirling, Nucl. Phys. B **447**, 3 (1995); A. G. Akeroyd, Phys. Lett. B **377**, 95 (1996); A. G. Akeroyd, J. Phys. G **24**, 1983 (1998); M. Aoki, S. Kanemura, K. Tsumura, K. Yagyu, Phys. Rev. D **80**, 015017 (2009).
- [12] R. A. Battye, G. D. Brawn, A. Pilaftsis, JHEP **1108**, 020 (2011).
- [13] S. Davidson, H. E. Haber, Phys. Rev. D **72**, 035004 (2005), Erratum-ibid. D **72**, 099902 (2005).
- [14] A. Pich, P. Tuzon, Phys. Rev. D **80**, 091702 (2009).
- [15] D. Eriksson, J. Rathsmann, O. Stål, Comput. Phys. Commun. **181**, 189-205 (2010); Comput. Phys. Commun. **181**, 833-834 (2010).
- [16] F. Mahmoudi, Comput. Phys. Commun. **180**, 1579-1673 (2009).
- [17] P. Bechtle, O. Brein, S. Heinemeyer, G. Weiglein, K. E. Williams, Comput. Phys. Commun. **181**, 138-167 (2010); P. Bechtle, O. Brein, S. Heinemeyer, O. Stål, T. Stefaniak, G. Weiglein, K. E. Williams, Eur. Phys. Jour. C **74**, 2693 (2014).
- [18] G. Bennett et al. [Muon G-2 Collaboration Collaboration], Phys. Rev. D **73**, 072003 (2006).
- [19] F. Jegerlehner, A. Nyffeler, Phys. Rept. **477**, 1-110 (2009).
- [20] A. Kurz, T. Liu, P. Marquard, M. Steinhauser, Phys. Lett. B **734**, 144-147 (2014).
- [21] B. Lautrup, A. Peterman, E. de Rafael, Phys. Rept. **3**, 193-260 (1972); J. P. Leveille, Nucl. Phys. B **137**, 63 (1978); A. Dedes, H. E. Haber, JHEP **0105**, 006 (2001).
- [22] J. R. Espinosa, C. Grojean, M. Muhlleitner, M. Trott, JHEP **1205**, 097 (2012); G. Belanger, B. Dumont, U. Ellwanger, J. F. Gunion, S. Kraml, JHEP **1302**, 053 (2013); P. P. Giardino, K. Kannike, M. Raidal, A. Strumia, JHEP **1206**, 117 (2012); B. Dumont, S. Fichet, G. Gersdorff, JHEP **1307**, 065 (2013); J.-J. Cao, Z.-X. Heng, J. M. Yang, Y.-M. Zhang, J.-Y. Zhu, JHEP **1203**, 086 (2012); J. S. Lee, P. Y. Tseng, JHEP **1305**, 134 (2013).
- [23] K. Cheung, J. S. Lee, P.-Y. Tseng, Phys. Rev. D **90**, 095009 (2014).
- [24] G. Aad et al. [ATLAS Collaboration], Phys. Rev. D **90**, 052004 (2014).
- [25] Talk by C. Mills, "Measurement of Cross Sections and Couplings of the Higgs Boson in the WW decay Channel using the ATLAS detector", ICHEP 2014, Spain.
- [26] Talk by E. Shabalina, "Search for Higgs Bosons produced in association with top quarks with

- the ATLAS detector”, ICHEP 2014, Spain.
- [27] Plenary talk by M. Kado, ”Phyiscis of the Brout-Englert-Higgs boson in ATLAS”, ICHEP 2014, Spain.
 - [28] S. Chatrchyan et al. [CMS Collaboration], Phys. Rev. D **89**, 092007 (2014); JHEP **1401**, 096 (2014); Phys. Rev. D **89**, 012003 (2014); JHEP **1405**, 104 (2014).
 - [29] The CMS Collaboration, ”Search for ttH events in the $H \rightarrow b\bar{b}$ final state using the Matrix Element Method”, CMS-PAS-HIG-14-010.
 - [30] Plenary talk by A. David , ”Phyiscis of the Brout-Englert-Higgs boson in CMS”, ICHEP 2014, Spain.
 - [31] Talk by K. Herner, ”Studies of the Higgs boson properties at D0”, ICHEP 2014, Spain.
 - [32] R. Aaij et al. [LHCb Collaboration], Phys. Rev. Lett. **111**, 101805 (2013).
 - [33] S. Chatrchyan et al. [CMS Collaboration], Phys. Rev. Lett. **111**, 101804 (2013).
 - [34] CMS and LHCb Collaborations, CMS-PAS-BPH-13-007.
 - [35] C. Bobeth, M. Gorbahn, T. Hermann, M. Misiak, E. Stamou, M. Steinhauser, Phys. Rev. Lett. **112**, 101801 (2014).
 - [36] X.-Q. Li, Jie Lu, A. Pich, JHEP **1406**, 022 (2014).
 - [37] H. E. Logan, U. Nierste, Nucl. Phys. B **586**, 39-55 (2000); C.-S. Huang, W. Liao, Q.-S. Yan, Phys. Rev. D **59**, 011701 (1999).
 - [38] K. A. Olive etal. [Particle Data Group], Chin. Phys. C **38**, 090001 (2014).