

The Fundamental Scale of Descriptions

Gerardo Febres ^{1,*}

¹ Laboratorio de Evolución, Universidad Simón Bolívar, Venezuela; E-Mail: mail@gfebres.com

* Correspondence should be addressed; E-Mail: mail@gfebres.com;

Abstract: The complexity of a system description is a function of the entropy of its symbolic description. Prior to computing the entropy of the system description, an observation scale has to be assumed. In natural language texts, typical scales are binary, characters, and words. However, considering languages as structures built around certain preconceived set of symbols, like words or characters, is only a presumption. This study depicts the notion of the Description Fundamental Scale as a set of symbols which serves to analyze the essence a language structure. The concept of Fundamental Scale is tested using English and MIDI music texts by means of an algorithm developed to search for a set of symbols, which minimizes the system observed entropy, and therefore best expresses the fundamental scale of the language employed. Test results show that it is possible to find the Fundamental Scale of some languages. The concept of Fundamental Scale, and the method for its determination, emerges as an interesting tool to facilitate the study of languages and complex systems.

Keywords: Entropy; complexity; minimal entropy description; complexity profile, language evolution; observation scale

1. Introduction

The understanding of systems and their complexity requires accounting for their entropy. The emergence of information upon the scale of observation has become a topic of discussion since it reveals much of the systems' nature and structure. Y. Bar Yam [1] and Y. Bar-Yam, D. Harmon, and Y. Bar-Yam [2] have proposed the concept of complexity profile as a useful tool to study systems from different scales. Among others, R. Lopez-Ruiz , H. L. Mancini and X. Calbet [3] , and M. Prokopenko [4] focus on the change of the balance between the system disorder and self-organization for different scales of observation. In a different approach, Murray Gell-Mann [5] considers complexity as a property associated to the irregularities of the physical system. But Gell-Mann sees both randomness and order as manifestations of regularity, and therefore quantities that offer the possibility for reducing the length of a description and hence the computed complexity of a system.

These complexity concepts are all evaluated using arbitrarily selected symbol scales. The selected observation scale depends on the language used in the description; for example, systems described with natural human languages are prone to be analyzed with the characters and words scales because they hold the most meaning for humans. When the analysis of information is in the context of its transmission, it is common to find binary languages as the base of study. A possible consequence of this preselected scale of observation is the possible inclusion of our assumptions about the system's structure, which skews our interpretation about system properties.

Many studies have evaluated the entropy of descriptions based on a preconceived scale; in 1997 I. Kontoyiannis [6] evaluates the description entropies at the scale of characters; in 2002 M. A. Montemurro and D. H. Zanette [7] study the entropy as a function of the word-role; more recently J. Savoy [8], G. Febres, K. Jaffe and C. Gershenson [9], and G. Febres and K. Jaffe [10], have studied the impact of the style of writing over entropy speeches using the word as the unit of the scale. In 2009 R. Piasecki and A. Plastino [11] study entropy as a function of a 2-dimensional domain. They explored the effects of multivariate distributions and calculate the entropy associated to several 2D patterns. All these studies share the same direction; assume a space for a domain and a scale and compute the entropy. The strategy of the present study is to set the same problem in a reversed fashion: given an entropy descriptor of a multivariate distribution defined for some domain space, what would be the best way to segment that domain space in order to reproduce the known entropy descriptor?. The answer to this question would have a twofold value: (a) an indication to the scale that best represents the system expression as the distribution of sizes of the space segments, and (b) an approximation to the algorithmic complexity of the description.

Algorithmic complexity as a concept does not consider the observation scale [5][12] Algorithmic complexity –also called Kolmogorov's complexity– is the length of the shortest string that completely describes a system. Since the shortest string is a characteristic impossible to guarantee, algorithmic complexity has been regarded as an unreachable figure. Nevertheless, estimating complexity by searching for a nearly uncompressible description of a system, would have the advantage of being independent of the observation scale. In fact, a method to search for a nearly uncompressible description could be achieved by adjusting the observation scale until the process discovers the scale that best comprises the original description. The result would lead to an approximation to the algorithmic complexity of the system.

This study develops a series of algorithms to recognize the set of symbols that, according to their frequency, leads to a minimum entropy description. The method developed in this study mimics a simplified language evolution process. The proposed algorithm is tested with an English text and a sound MIDI file. This representation of the components may convey a description of a system and its structural essence.

2. A Quantitative Description of a Language

A version of Shannon's entropy formula, generalized for languages comprised of D symbols, is used to compute quantity of information in a descriptive text. To determine the symbols that make up the sequential text, a group of algorithms were developed. These algorithms are capable of recognizing the set of symbols which form the language used in the textual description. The number of symbols D represents the scale of the system; the set of symbols constitute the language L used for its description.

2.1. Quantity of Information for a D 'nary Language

Consider a ranked probability distribution profile. The probability distribution with its independent variable values ordered based on their values; the largest one –the symbol with the highest number of occurrences– first, and the smallest at the other end, forming the tail of the ranked distribution. Clearly, the resulting profile is a monotonically decreasing function of positive values, defined for the natural values given to each independent variable according to its ranked position.

When plotted linearly, the shape of a ranked probability distribution profile resembles the shape of a hyperbola. If both axes are set to logarithmic scales, the profile tends to straighten around a negative slope line. Researchers such as Felix Auerbach [13], George Kingsley Zipf [14], Geoff Kirby [15], and others, have worked on the relationships between some systems' structure and the straightness of its ranked probability distribution profile. The tendency of some natural systems to closely approach a straight line in this representation is called the Zipf's Law.

Instead of classifying the distribution profile of system description as convex, concave, and rectilinear or any combination along the dominion of the ranking axes, we are interested in finding a quantitative index to represent the dominant concavity—or convexity—of the probability profile. Since these are probability distributions, the area under their curves always equals 1; therefore, each symbol area contribution must be weighted according to the horizontal axis rank position, so that the included weight favors the concavity of the curve and thus, the calculated value becomes a concavity index. For our ranked probability distribution profile, calculating this concavity index, let's call it h , could be done by applying the following equations:

$$h(P(r)) = \sum_{i=1}^D w(r_i) \cdot P(r_i) , \quad (1)$$

where $P()$ is the ranked probability distribution, r is the symbol position according to its frequency ranking, and $w(r)$ is a weighting function which should not alter the overall weight of the probability distribution. Therefore, the weighting function $w(r)$ should also add up to an area equal to 1:

$$\sum_{i=1}^D w(r_i) = 1 . \quad (2)$$

The weighting function $w(r)$ must also be a positive concave function. Expression (3) complies with these conditions:

$$w(r_i) = -\log_D p_i . \quad (3)$$

To ease writing the local probability value $P(r_i)$ was changed by p_i . Using this result and rewriting Equation (1) we obtain:

$$h(P(r)) = -\sum_{i=1}^D p_i \cdot \log_D p_i . \quad (4)$$

Expression (4) resembles the entropy expression presented by Shannon [16] as a measure of quantity of information. In his work, Shannon arrived to his results for the cases where information transmission was handled by using binary languages, built over signals with only two possible values, i.e. no-voltage/voltage, 0's/1's, high/low or yes/no symbol values. In our development, we handle languages with D symbols.

It is important to emphasize that Expression (4) was written without any notion of thermo-dynamical entropy or information entropy. The normalization of Shannon's entropy expression, to produce values between 0 and 1, was not used either. Thus, Eq. (4) is an alternative way to obtain a version of Shannon's entropy, generalized for what we call *complex languages*—any language made of an arbitrarily large number of symbols.

Having generalized Shannon's results with this alternative method, indicates that the entropy value of a probability distribution is closely related to the shape of the probability distribution if the distribution is ordered accordingly to the frequency ranking of the independent variable.

2.2. Scale and Resolution

The term *scale* is commonly used in a qualitative manner. Expressions like "individual scale", "massive scale", "microscopic scale", "astronomical scale" and many other similar ones, are typically used to characterize the type of interpretation that should be given to certain descriptions. However, their utility relies on our subjective criteria to adequately apply those expressions. Subsequently, this rather diffused conception of *scale* is of little use for our purposes. We then propose a quantitative conception of *scale*. The scale of a system equals the scale of the language used for its description; the scale of the language equals the number of different symbols which constitute the language. Thus, for example, if a picture is made with all available colors in an 8-bit-color map of pixels, then the scale of the color language of the picture would equal 2^8 . Another example would be a binary language, a scale 2 language made up of only two symbols.

Interestingly, the system's description scale is determined, in first place, by the observer, and in a much smaller degree by the system itself. The presumably high complexity of a system, functioning with the actions and reactions of a large number of tiny pieces, simply dissipates if (a) the observer, or the describer, fails to see the details, (b) the observer or describer is not interested the details, and prefers to focus on the macroscopic interactions that regulate the whole system's behavior, or (c) the system does not have sufficient different components, which play the role of symbols here, to refer to each type of piece. It is clear that any observed system scale implies the use of a certain number of symbols. It is clear that the number of different symbols used in a description is linked with our intuitive idea of *scale*. There being no other known quantitative meaning of the word *scale*, I suggest its use as a descriptor of languages by specifying the number of symbols forming them.

Another important concept with a close relationship to *scale* is *resolution*. Resolution is the summation of symbols, repeated or not, that participate in a description. Therefore, resolution separates the description space in many smaller space segments, as many as indicated by the resolution itself. Each space segment must be occupied with a symbol, in other words, even an empty space is a valid symbol to be considered. In spite of the general use of the term *resolution*, the space-segments need not to be equally sized. A monitor screen, for example, has a resolution indicated by the number of pixels, which are all the same size in inches. An English speech, on the other hand, may be seen as a group of words. In this case, the resolution would be equal to the number of symbols represented by words, punctuation signs, and spaces; all covering a variety of symbol sizes and therefore an irregular space segmentation.

Resolution specifies the maximum accuracy of observation and defines the smallest observable piece of information. To ease writing, we will refer to those smallest pieces as *info-bricks*. Symbols are formed by a positive integer number of *info-bricks*. A symbol might be formed by more than one *info-brick*. But an *info-brick* may contain at most one symbol. Let E denote the space of a symbol or an *info-brick*, and let the sub-index signal the object being referred to. Thus, the symbol Y fills the space E_Y and the message M fills the space E_M . We convene the length of all *info-bricks* equal one. Therefore $E_{B_i} \equiv 1$ for any i . Finally, if the number of *info-bricks* is N and the symbol diversity is D_M , we can write the following constraints over the number of *info-bricks*, symbols and the space they occupy:

$$E_M = \sum_{i=1}^{D_M} F_{Y_i} \cdot E_{Y_i} = \sum_{i=1}^N E_{B_i} = N . \quad (5)$$

2.3. A Looking for a Proper Language Scale

Here, the scale of a language is the set of finite symbols that 'best' serves to construct its description. Take for example the western natural languages. Among their alphabets, there are only minor differences; too few differences to explain how far from each other those languages are. As M. Newman [17] observes, some letters may be the basic units of a language, but there are other units formed by groups of letters.

Chomsky's syntactic structures [18], later called context-free grammar (CFG) [19] offers another representation of natural language structure. The CFG describes rules for the proper connections among words according to their specify function within the text. Thus, CFG is a grammar generator useful to study the structure of sentences. Chomsky himself treats a language as an infinite or finite set of sentences. CFG works at a much larger scale than the one we are looking for in this study.

Regarding natural languages it is common to think that a word is the group of characters within a leading and a trailing blanc-space. At some time a meaning was assigned to that word, and thereafter the word's meaning, as well as its writing, evolves and adopts a shape that works fine for us, the users of that language. Zipf's principle of last effort [14] and Flesch's reading ease score [20] certainly give indications about the mechanisms guiding words, as written symbols, to reduce the number of characters needed to be symbolically represented. Obviously this reducing tendency stops when the word begins to lose identity because it is confused with other words and the context does not suffice to select the proper meaning the symbol has.

From a linguistic quantitative perspective, this widely accepted method for recognizing words offers limited applicability. Punctuation signs, for example, have a very precise meaning and use. The frequency of their appearance in any western natural language compete with the most common words in English and Spanish [21]. However, punctuation signs are very seldom preceded by a blanc-space and are normally written with just a single character, which promotes the false idea that they function like letters from the alphabet; they do not. They have meaning as well as common words have. Another situation revealing the inconvenience of this natural but too rigid conception of words, is the English contraction when using the apostrophe. It is difficult to count the number of words in the expression "they're". How many words are there, one or two? See G. Febres, K. Jaffe and C. Gershenson [21] for a detailed explanation on English and Spanish word recognition and treatment for quantification purposes.

Words are the symbols we associate to meanings, and vice versa. As we use words, we may alter their meaning by writing them in a context where their syntactic changes by an almost imperceptible amount. But that process, sustained for long time, can explain the evolution of words. However, as has been outlined, words are not the real part that form natural languages. Words seem to be the way we are used to understand the composition of a language, but not the criteria by which human natural languages organize character strings to form symbols with grammatical functionality. A more drastic argument to discard words as candidate to assume the role of basic units, is the fact that words, as a concept, do not exist for many types of languages; in music, for example, we could think of phrases, but not words. Some authors mention words when referring to music. But they refer to sequences of characters with no rational, cognitive and commonly shared meaning as occurs with words of natural languages.

Intuitively the symbols forming a description written using some language, should be those driving the whole message to low entropy when computed as the function of the symbols frequency. In this situation the message is fixed as is fixed the text and the quantity of information it conveys. Then, there appears to be a conflict: while the information is constant because the message is invariant, any change to the set of symbols considered as basic units, alters the computed message entropy, as if the information had changed; it has not. To solve this paradox, we return to the question asked at the beginning of this section about the meaning of 'best' in the context of this discussion. From the point of view of the message emitter, 'best' qualifies the quality of a process of coding an idea to be conveyed and converted it into a text, or other physical signal is used, to be transmitted. This is what Shannon's work was intended for: to determine the quantity information, estimated as entropy, to consider the cost of transmitting an idea. From the reader point of view the economy of the problem works different. The reader's problem is to interpret the message received to maximize the information extracted. In other words, the reader focuses on the symbols which turn the script as an organized, therefore interpretable message. If the reader is a human and there are words in the message, the focused symbols are most likely words because those are the symbols that add meaning for this kind of reader. But if there existed the possibility to select another set of symbols which makes the message look even more organized, the reader would rather use this set of symbols because it would require less effort to read.

In conclusion, what the reader considers 'best' is the set of symbols that maximizes the organization of the message while for the sender the 'best' means the set of symbols needed to minimize the disorder of the message and thus the quantity of information processed. These statements are expressed as objective functions in Equations (6a) a (6b) where the best set of symbols is named \mathbf{B} , the message is \mathbf{M} , the message entropy is h_M and the message organization is $(1 - h_M)$.

$$\text{Sender's objective:} \quad \min_B h_M \quad (6a)$$

$$\text{Receiver's objective:} \quad \max_B (1 - h_M) = \min_B h_M \quad (6b)$$

Following this reasoning, 'best' means the same for both sides of the communication process. This may have important implications when considering languages as living organisms or colonies of organisms. Both parts of the communication process push the language to evolve in the same direction: augmenting self-organization and the reducing of entropy of the messages. Both come together. Self-organization can be seen as one of the evolving directions of languages. Thus, self-organization is an indirect way to measure how deeply evolved a language is and what its capacity is to convey complex ideas or sensations.

Finally, an objective function to search the most effective set of symbols —the set with minimal entropy— to describe a language has been found. It will be used to recognize the set of symbols that best describes a language used to write a description.

2.4. Language Recognition

Consider a description consisting of a message \mathbf{M} built up with a finite sequence of characters or elementary symbols. A message \mathbf{M} consisting of a sequence of N characters can be treated as an ordered set of characters C_i as:

$$M = \{ C_1, C_2, \dots, C_N \}. \quad (7)$$

No restriction is imposed over the possibility of repeating characters. Consider also the language B , consisting of a set of D_B symbols Y_i formed with a sequence of E_{Y_i} consecutive characters found at least once in message M . Thus

$$B = Y_1, Y_2, \dots, Y_{D_B}, P(Y_i) \}. \quad (8)$$

$$Y_i = \{ C_j, C_{j+1}, \dots, C_{j+E_{Y_i}} \}, \quad 1 \leq j \leq N - E_{Y_i} \quad 1 \leq i \leq D_B. \quad (9)$$

The symbol probability distribution $P(Y_i)$ can be obtained dividing the frequency distribution f_i by the message symbol diversity D_B :

$$P(Y_i) = \frac{f_i}{D_B}. \quad (10)$$

Language B , used to convey the message M , can now be specified as the set of D_B different symbols and the probability density function $P(Y_i)$ which establishes the relative frequencies of appearance of the symbols Y_i . Each symbol Y_i is constructed with a sequence of contiguous characters as indicated in Eq. (9). The set of symbols that describes the message M with the least entropy comes after the solution of the following optimization problem:

$$\min_B \sum_{i=1}^{D_B} \frac{F_{Y_i} \cdot E_{Y_i}}{N} \cdot \log_{D_B} \frac{F_{Y_i} \cdot E_{Y_i}}{N}, \quad (11a)$$

Subject to

$$B = \{ Y_1, Y_2, \dots, Y_{D_B} \mid P(Y_i) \}, \quad \text{for } i = 1, 2, \dots, D_B \quad (11b)$$

$$Y_i = \{ C_j, C_{j+1}, \dots, C_{j+E_{Y_i}} \}, \quad \text{for } i = 1, 2, \dots, D_B \quad \text{and} \quad j = 1, 2, \dots, N - E_{Y_i}, \quad (11c)$$

$$\sum_{i=1}^{D_B} F_{Y_i} \cdot E_{Y_i} = N, \quad (11d)$$

$$F_{Y_i} \geq 1, \quad E_{Y_i} \geq 1, \quad \text{for } i = 1, 2, 3, \dots, D_B. \quad (11e)$$

The resulting language will be the best in the sense that it is the set of symbols that offers a maximum organization of the message. The symbol lengths will range from a minimum to a maximum defining a distribution of symbol lengths characteristic of this scale of observation which refer to as the *Fundamental Scale*.

3. The Algorithm

The optimization problem (11a-e) is highly nonlinear and restrictions are coupled. A strategy for finding a solution has been devised. It is a computerized process compound of text-strings processing, entropy calculations, text-symbol ordering and genetic algorithms. For a description consisting of a text of N

characters—which can be referred to as the message—the process begins splitting the message in single characters; a first version of language \mathbf{B} is built with these characters and their corresponding frequencies of appearance. If V denotes the maximum length of any symbol within the language representing the description, the actual reference to current language would be \mathbf{B}_1 (\mathbf{B}_V with $V = 1$).

Once \mathbf{B}_1 is obtained, the process progressively admits longer symbols—measured in characters—by following $Loop_1$ which increments by one the maximum symbol length V at every cycle. When $V > 1$, symbols with different length may coexist within the language \mathbf{B}_V . The scanning of symbols of different sizes is controlled by an additional loop (named $Loop_2$). At each cycle of $Loop_2$, the number s is increased by 1. In this way, when $Loop_1$ is at stage V , the maximum value that s that can reach in $Loop_2$, is V . At any time within $Loop_2$, the most elaborated language \mathbf{B} is signaled using the double index V, s , thus, the language at this stage would be named $\mathbf{B}_{V,s}$. At each completion of $Loop_2$, the algorithm has found the 'best' language for a given maximum symbol length V ; this language is called $\mathbf{B}_{V,*}$ as an indication of its local optimal condition.

Each stage starts from the language obtained after the completion of the previous stage. Thus, a new and improved version of the language associated to message M , is produced. The description of this language $\mathbf{B}_{V,s}$ is stored in a 1-dimensional array *LanguageSymbol()* where each array element contains a symbol. The symbol frequencies and their locations within the message are stored in the 1-dimensional array *SymbolFrequency()* and the 2-dimensional structure *SymbolPlaces()*. These three arrays fully describe the message. At any stage, the original message can be reconstructed and its absolute integrity verified to ensure the message has not degenerated during this long process.

Figure 5.1 illustrates the two major loops of the algorithm. Within the inner loop, each stage consists of a simplified version of problem (11). The short term purpose is to modify the previous stage language by adding new symbols. The length each new symbol E_{Y_i} is kept constant and equal to the stage number s . The selection of the candidate symbols to be added to the language is based on its estimated likelihood of being an entropy reducer symbol.

Every insertion of a new symbol to the evolving language, brings the need to extract all those instances of symbols totally or partially overlapped in the lastly inserted symbol. Instances of the preexisting symbols are reintroduced to maintain the solution's feasibility as dictated by restrictions (11d) and (11e). These symbols are taken from those defining the language of previous stage. The criterion for the selection of these pre-existing symbols to be reinserted is to keep the diversity of the resulting language low. Therefore, at this local situation, long symbols have some advantage to survive.

3.1. Base Language Construction

In the first stage, the message M is separated into single info-bricks, characters for this case. The resulting set of characters along with their frequency distribution constitute the first attempt to obtain a good language and it will be denoted \mathbf{B}_1 . The sub-index indicates the maximum length that any symbol can achieve.

$$\mathbf{B}_1 = \{ C_1, \dots, C_i, \dots, C_{D_{B_1}}, P(C_i) \} , \quad (12)$$

The quantity of information h_{B_1} needed to convey the message M using language \mathbf{B}_1 can be computed applying Expression (4) to these specific conditions:

$$h_{B_1} = - \sum_{i=1}^{D_{B_1}} p_i \log_{D_{B_1}} p_i, \quad (13)$$

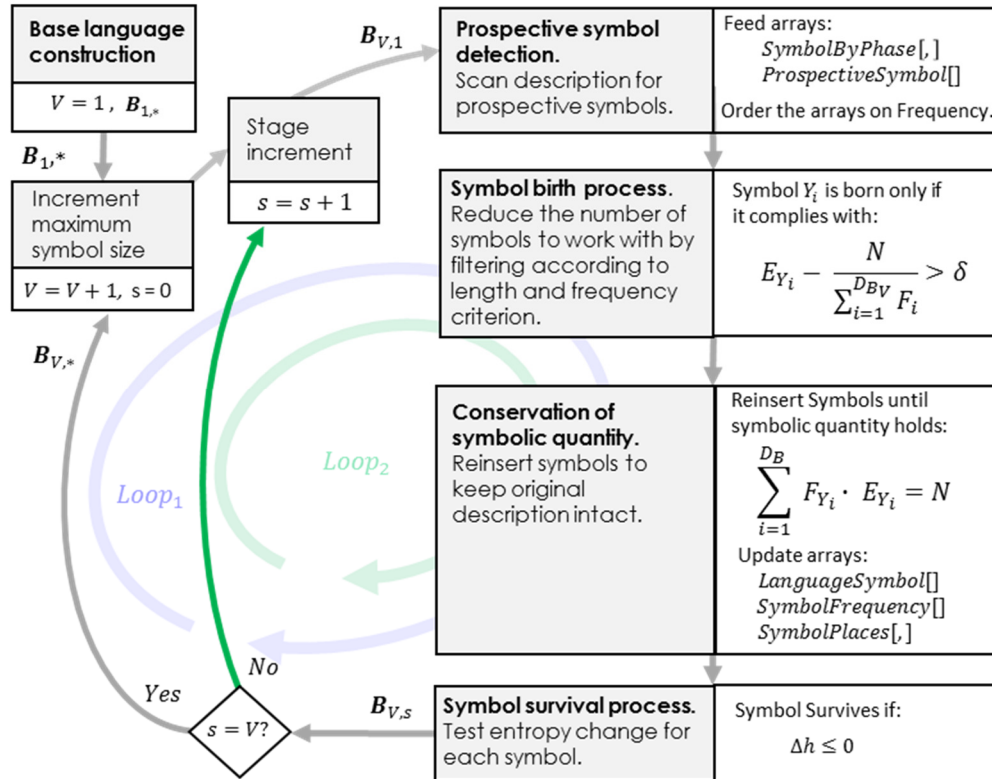
where p_i refers to the probability of encountering symbol C_i within a message described using language B_1 . Observe that the base of the logarithm is the symbol diversity D_{B_1} and therefore values of entropy h_{B_1} are normalized between zero and one.

3.2. Prospective Symbol Detection

With the exception of 1-character symbol language B_1 obtained after the algorithm's first block, every stage starts from the language recognized in the previous stage, that is, any stage pursues the construction of language $B_{V,s}$ starting from language $B_{V,s-1}$. At stage s the symbols to consider as candidates to be inserted as part of language $B_{V,s}$ being sought, must be of length equal to s . A strategy to detect all the strings formed by s consecutive characters is to scan the message text with a sliding window sized as s characters in the direction of the text. The window slides over the whole text and permits the selection of those characters that fit behind the open sector of the window. The movement of the window along the text is done on steps of the same size of the window to avoid symbol overlapping in each pass.

To cover all possibilities of character sequences forming symbols of length equal to s , several passes are done over the text. The difference from one pass to another is the character where the initial symbol starts, which will be called the *phase* of the pass. Figure 2 illustrates the meaning of these concepts and how the strategy covers all possibilities of symbol instances for any *SymbolSize*.

Figure 1. Major components of the language recognition algorithm.



A two-dimensional array named $SymbolByPhase(Phase, InstanceIndex)$ is populated to retain prospective symbols and the $phase$ at which they appear. Once this array contains all character strings with the specified symbol length s , it is traversed looking for repeated symbols.

The examples of Figure 2 illustrate how the string 'Mtrk' is allocated in $SymbolByPhase(1,0)$ and $SymbolByPhase(3,10)$, accounting for two instances of the 4-char string 'Mtrk'. Each symbol-string together with the number of instances found within the text, is used to populate the 1-dimensional arrays $PropectSymbol()$ and $SymbolFrequency()$. Both arrays are ordered according to the numbers stored in $SymbolFrequency()$.

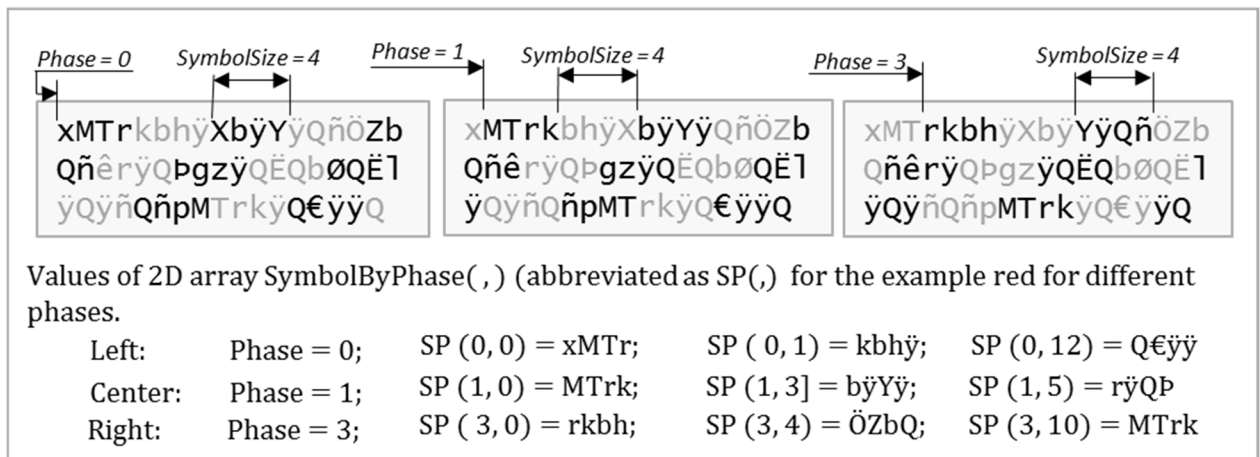
3.3. Symbol Birth Process

The inclusion of the symbols from the top of the stack $PropectSymbol()$ produces language variations. These language variations are located around the place where each new symbol string appears in the text; the extent depends on the number of the previous language symbols totally or partially contained within the newly included symbol. The associated entropy variation accounts for the balance of the reduction—or increment—of the uncertainty associated to the newly inserted symbol, and the uncertainty variation associated to the change in number of appearances of the symbols totally or partially overlapped by the inserted symbol. Figure 3 shows an example of this symbol assignment process.

Using the nomenclature to refer property values at every stage of the process, Equation (4) for the language $B_{V,s}$ can be rewritten as:

$$h_{V,s} = - \sum_{i=1}^{D_{V,s}} (p_{V,s})_i \log_{D_{V,s}} (p_{V,s})_i . \quad (14)$$

Figure 2. Examples of reading a text to recognize prospective symbols with a sliding window of $SymbolSize = 4$ and reading $Phase = 0, 1$, and 3 . $Phase = 2$ not shown. The message: "xMTrkbhÿXbÿYÿQñÖZbQñêrÿQpÿgzÿQËQbØQËlÿQÿñQñpMTrkÿQ€ÿÿQ".



The entropy change from stage $V,s - 1$ to V,s is:

$$\Delta h_{V,s} = - \sum_{i=1}^{D_{M,s}} (p_{V,s})_i \log_{D_{V,s}} (p_{V,s})_i + \sum_{i=1}^{D_{V,s-1}} (p_{V,s-1})_i \log_{D_{V,s-1}} (p_{V,s-1})_i . \quad (15)$$

The sub-indexes ns , os and rs to refer to *new symbol*, *overlapped symbol* and *remaining symbol* respectively. Thus, p_{ns} is the probability of finding the symbol ns within the text, \mathbf{P}_{os} the vector of probabilities of an existing symbol to be overlapped by the new symbol, and \mathbf{P}_{rs} the vector of probabilities of the remaining symbols contained in the new language array *LanguageSymbol()*. For the entropy $h_{V,s}$, the compound sub-index V,s indicates the value of entropy that corresponds to the language with V as the maximum symbol length and immediately after stage s when the acceptance of those symbols recognized as entropy reducer symbols, have been included into the language.

$$\Delta h_{V,s} = -p_{ns} \cdot \log_{D_B} p_{ns} + \mathbf{P}_{os} \cdot \log_{D_B} \mathbf{P}_{os} - \mathbf{P}_{rs} \cdot \log_{D_B} \mathbf{P}_{rs} . \quad (16)$$

At first glance Equation (16) may look useful to select the symbols from array *PropectSymbol()* which would produce an entropy decrease if included in the resulting array *LanguageSymbol()*. Unfortunately, evaluating $\Delta h_{V,s}$ for every p_{ns} while keeping constant the values of vectors \mathbf{P}_{os} and \mathbf{P}_{rs} , would neglect the effects of the new symbols included in this very process. Thus, the selection of elements from array *PropectSymbol()* to become part of array *LanguageSymbol()*, is made with the criterion expressed in Expression (17), which states that the symbols selected will be those whose length E_{Y_i} exceeds by a margin of Λ the average length of the symbols that are part of the current language $B_{V,s}$.

$$E_{Y_i} - \frac{N}{\sum_{i=1}^{D_{BV}} F_i} > \Lambda . \quad (17)$$

3.4. Conservation of Symbolic Quantity

With the inclusion the symbols from the top of the stack *PropectSymbol()*, the equilibrium required by the symbol-conservation restrictions (11d) and (11e) is lost. To recover that condition the algorithm must reinsert instances of some symbols. The symbols to be reinserted are selected from those existing in the best language previous version, that is $\mathbf{B}_{V-1,*}$ giving priority to those being the longest. Applying this method the original message is kept invariant, can be reproduced by language $\mathbf{B}_{V,*}$ and the diversity $D_{B_{V,*}}$ of the new language $\mathbf{B}_{V,*}$ is near a minimum.

3.5. Symbol Survival Process

After filtering the elements of the array *PropectSymbol[]* by applying Expression (17), only those new symbols causing a negative value of $\Delta h_{V,s}$ according to Equation (16), are actually included in the new version of language $\mathbf{B}_{V,s}$.

3.6. Controlling Computational Complexity

The computational complexity of this algorithm is far beyond polynomial. A rough estimation sets the number of steps required above the factorial of the diversity of the language treated. Thus, segmenting the message into shorter pieces, is a need to maintain the algorithm as a feasible solution and to keep affordable processing times for large texts. The noise introduced when chunking the original description into k pieces, is limited. At most two symbols may be fractured for each segment. Very low compared to the number of symbols making each segment.

Figure 3: Interpretations of the message "xMTrk**bh**ÿxMTrk**Öb**xMTb" with two different set of symbols. On the left the symbols correspond to a language $B_{3,*}$ with maximum word size of 3. On the right the language has evolved to the version $B_{4,1}$ after the insertion of the 4-character symbol "MTrk". Notice how the insertion of the prospective symbol "MTrk" into $B_{3,*}$ alters the number of appearances of some symbols ("xMT" and "rk") and the need to generate other symbols ("MT" and "x") to keep the integrity of the message represented by the resulting language.

xMT rk bhÿxMT rk Öb xMT b		xMT rk bhÿxMT rk Öb xMT b	
Language $B_{3,*}$		Language $B_{4,1}$	
Symbol	Appearances	Symb. Apprn.	Symb. Apprn.
xMT	3	Prospective:	Total Overlap:
rk	2	MTrk 2	rk 0
b	1	Unaltered:	Partial Overlap:
bhÿ	1	bhÿ 1	
Öb	1	Öb 1	Residual:
		b 1	x 2
		xMT 1	

For every cycle the algorithm calculates the entropy of each description chunk. But, as Michael Grabchak, Zhiyi Zhang and D. T. Zhang explain [20], the estimation of the description's entropy must consider the bias introduced when short text samples are evaluated. Taking advantage of the extensive list of symbols and frequencies in the arrays *LanguageSymbol()* and *SymbolFrequency()*, the alternative of calculating the description entropy is calculated using the joint sets of these arrays for the partitions forming the whole description. As a result, no bias has to be corrected.

4. Tests and Results

In order to contrast two different types of languages two tests were performed. The first test is based on a text description written in English and the second in test based on the text file associated to music coded using the MIDI format. The English text is a speech by Bertrand Russell given in 1950 during the Nobel Prize ceremony. The MIDI music is a version of the 4th movement of Beethoven's ninth symphony. The sizes of these descriptions are near the limit of applicability of the algorithm. English descriptions of 1300 words or less can be processed in short times of less than a minute. Larger English texts have to be segmented using the Control Computational Complexity criteria mentioned in Section 3.6 to reach reasonable working times. Bertrand Russell's speech was fractioned in 7 pieces. For MIDI music files, the processing times show an attitude of sharp increase starting for music pieces lasting about 3 minutes. The version of 4th movement of Beethoven's ninth symphony used, is a 25 minute long piece. It was necessary to process it by fractioning in 20 segments.

Table 1. Details of two descriptions used to test the fundamental scale method

Text tag	Language / Coding	Name of Scale								
		Characters			Fundamental			Words		
		Length L	Quant. Scale* D	Entropy h	Length L	Quant. Scale* D	Entropy h	Length L	Quant. Scale* D	Entropy h
1950.NL.Eng. BertrandRussell	English	32621	68	0.7051	26080	1227	0.5178	6476	1590	0.8215
Beethoven. Symphony9.Mov4	MIDI	103564	160	0.6464	84645	2824	0.4658	not defined		

* Quantitative Scale equals the diversity and the number of symbols

To reveal the differences of descriptions when observed at different scales, symbol frequency distributions were produced. For the English text, characters, words and the fundamental scale were applied. For the MIDI music text distributions at character and fundamental scale were constructed. Words do not exist as scale for music. The corresponding detailed set of fundamental symbols can be seen in Appendix A. The frequency distributions were ordered upon the frequency rank of the symbols, thus the obtained were Zipf's profiles. Table 1 shows the length L , the diversity D and the entropy h obtained for these two descriptions analyzed at several scales. The corresponding Zipf's profiles appear in Figure 4.

Any scale of observation has a correspondence with the size of the symbols focused at that scale. When that size is the same for all symbols, the scale can be regarded as a regular scale and specified indicating its size. If on the contrary, the scale does not correspond to a constant symbol size, then a symbol frequency distribution based on the sizes is a valid depiction of the scale. That is the case of the scales of words for English texts and the fundamental scale for our two examples. Figures 5 and 6 show those distributions and are useful to interpret the fundamental scales of both examples.

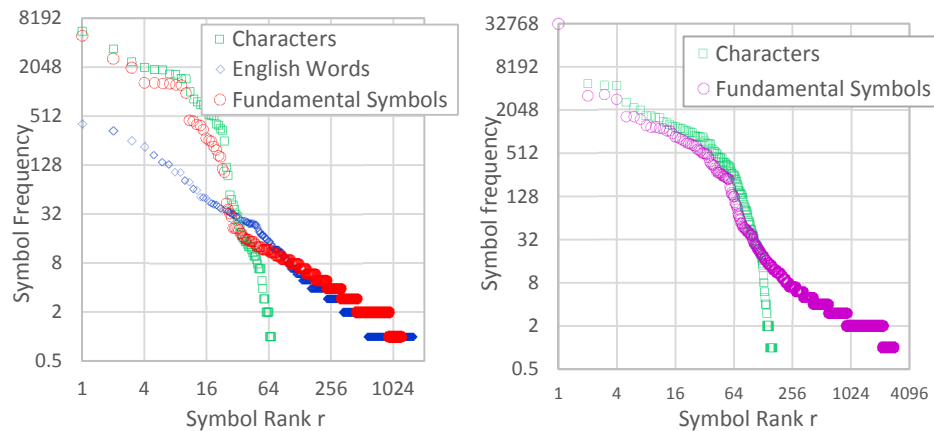
Figure 4. Symbol profiles for an English text (a)(left) and a MIDI music text (b)(right) at different scales of observation.

Figure 5. Bertrand Russell's 1950 Nobel ceremony speech behavior according symbol length. **(a)** At fundamental scale symbol occurrences vs symbol length. **(b)** At fundamental scale symbol-length frequency distribution. **(c)** At word-scale symbol occurrences vs symbol length. **(d)** At word-scale symbol-length frequency distribution.

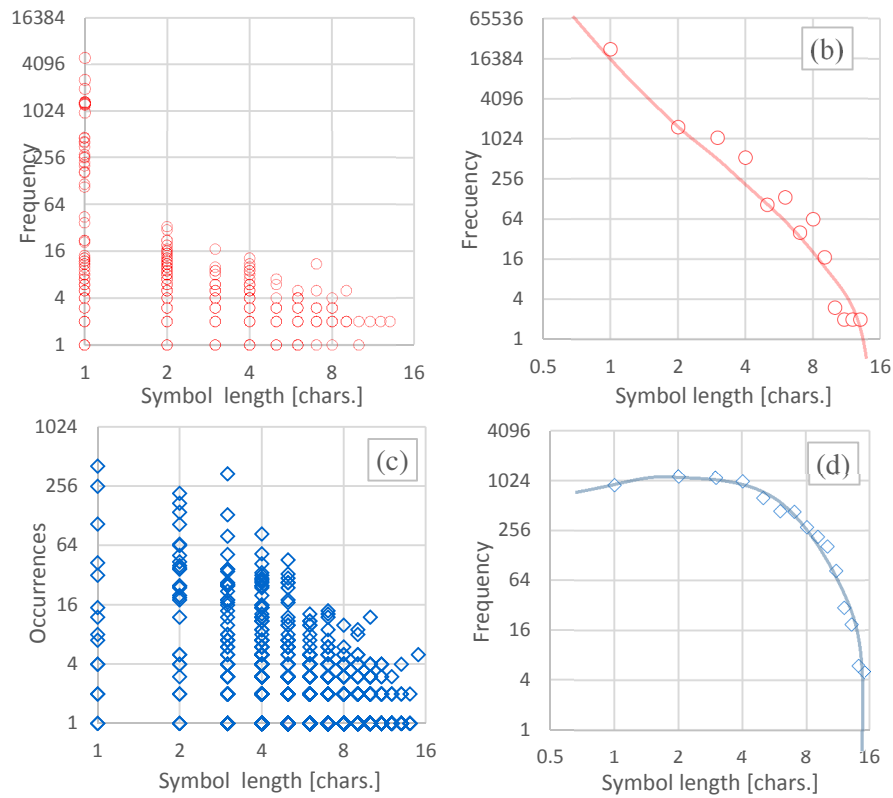
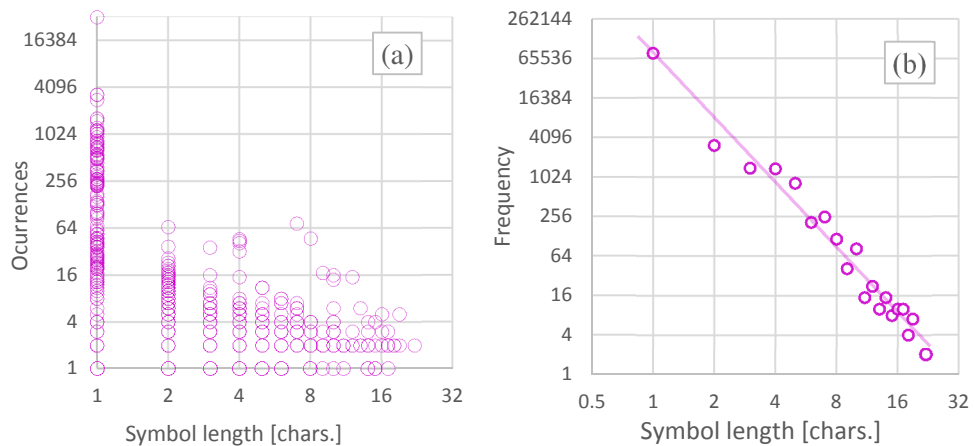


Figure 6. Beethoven's 9th symphony 4th movement MIDI music language behavior according symbol length. **(a)** At fundamental scale symbol occurrences vs symbol length. **(b)** At fundamental scale symbol-length frequency distribution.



5. Discussions

It is noticeable how in both descriptions analyzed, the profiles at character scale and fundamental scale run close to each other, within the range of the most frequent symbols to the symbols with a rank placed near the mid logarithmic scale. For points with lower ranking, the fundamental-scale profile extends its tail toward the region of low symbol frequencies. The closeness of fundamental and character scaled profiles in the high frequency region, indicates that the character-scaled language B_1 is a subset of the fundamental scale language. The language at fundamental scale, having a greater symbolic diversity and therefore, more degrees of freedom, finds a way to generate a symbol frequency distribution with a lower entropy as compared as the minimal entropy distribution when the description is view at the scale of words. Focusing in the fundamental scale profiles, the symbols located in the lower rank region —the tail of the profile— tend to be longer symbols formed by more than one character. These multi-character symbols, which cannot exist at the character scale, are formed at the expense of instances of single character symbols typically located in the profile's head. This explains the nearly constant gap between the two profiles in the profiles' heads. Observing the similarity of the shapes of the profile heads at the scale of characters and at the fundamental scale, is an indication that the single character set used —the alphabet for human fundamental languages— constitute the basis for the construction of descriptions, and suggests that most important differences between a description and another, is likely to be found in the tail of the description's symbol profile at fundamental scale.

The English description, observed at the scale of words, produces a symbol profile incapable of showing short symbols —fragments of a word— which would represent important aspects of a spoken language as syllabus and other typical fundamental language sounds. On the opposite extreme, by observing at the character scale, the profile forbids considering strings of characters as symbols, thus meaningful words or structures cannot appear at this scale, missing important information about the structure of the described system.

The fundamental scale, on the other hand, shows as an intermediate scale capable of capturing the essence of the most elementary structure of a language, as its alphabet, as well as larger structures which represent the result of language evolution in its way to form more specialized and complex symbols. The same applies for music MIDI representation. There is no word scale for music, but clearly the character scale does not capture the richness that undoubtedly is present in this type of language.

Another weakness of word scale is that it is not sensitive to symbol order. To explain this, a fundamental language as English is used as example. An English word, for example, is recognized as a string surrounded by blank spaces or punctuation signs. This rigid assumption about the definition of symbol inhibits the possibility for detecting prefixes, suffixes, word roots, verb endings and other symbols which reveal the actual structure of the language. Other languages may not have words, but in order to be a language it must have some rules or the equivalence to grammar for fundamental languages; assuming rigid rules as symbol size or symbol delimiters represents a barrier when studying the structure of system descriptions.

In the search for symbols, the fundamental scale method accounts for frequent sequences of strings which result from grammar rules. The string 'ing', for example appears at the end of words representing verbs or actions. Moreover, it normally comes followed by a space character (' '). As the sequence appears with noticeable frequency, the fundamental scale method recognizes the char sequence 'ing ' (ending with a space) as an entropy reducer token and therefore an important descriptive piece of English as a language. The observation of a description at its fundamental scale is therefore, sensitive to

the order in which char-strings appear within the description. The fundamental scale method detects the internal grammar which has been ignored when analyzing Zipf's profiles at the scale of words in many previous studies.

Despite the concept of fundamental scale is applicable to descriptions built over multidimensional spaces, the fundamental scale method and the algorithm developed is devised for 1-dimensional descriptions. The symbol search process implemented scans the description along the writing dimension of the text file being analyzed. This means that the fundamental symbols constituting 2D descriptions like pictures, photographs or plain data tables cannot be discovered with the algorithm as developed. To extend the fundamental scale algorithm to descriptions of more than one dimension, the restriction (11c) must be modified or complemented to incorporate the sense of proximity of the Info-Bricks and the allowed symbol boundary shape in the description-space considered. This adjustment is difficult task to accomplish because establishing criteria for the shapes of the boundaries becomes a hard to solve topology problem, especially in higher dimensional spaces.

There are other limitations for the analysis of descriptions of one dimension. Some punctuation signs which belong more to the writing system than to the language itself, work in pairs. Parenthesis, quotes, admiration and question marks are some of the written punctuation signs which work in couples. Intuition indicates that each one of them is a half-symbol belonging to one symbol. Not considering each half as part of the same symbol most likely increases the entropy associated to the set of symbols discovered, thus becoming a deviation of the ideal application of the method. Nevertheless, for English, Spanish and human natural languages in general, the characters which work in couples, appear unfrequently as compared to the rest of characters. Thus the minimal entropy distortion introduced by this effect is small.

6. Conclusions

The results show there exists a Fundamental Scale for textual descriptions, which can be figured out for one-dimensional descriptions. The Fundamental Scale method works as a filter that selects the most representative pieces of the structure of the system taken from different scales of observation. In this sense, the Fundamental Scale synthesizes the relevant information existing at the many observation scales which would form Bar-Yam's complexity profiles. Concentrating the most important features of a description in just one observation scale, makes the Fundamental Scale Method an interesting alternative to study systems from a multi-scale perspective.

Practical use of the algorithm is feasible up to some description lengths. The actual limit depends on the nature of the language used in the description. For syllabic human natural languages the algorithm can be directly applied to texts of 40000 characters or less. Longer texts, however, can be analyzed by partitioning. Thus the application limit for texts expressed in human natural languages, covers most needs. For the analysis of music, the use of the algorithm is limited to the MIDI format, result in large processing times even for powerful computers available today. The problem of scanning all possible sets of symbols in a sequence of characters grows as a combinatorial number. The Problem rapidly gets too complex in the computational sense, and its practical application is only feasible for representations of music in reduced sets of digitized symbols like the MIDI coding. Using more comprehensive formats like .MP3, a compressing technology capable of reducing the size of a music pack while keeping reasonably good sound quality, would be enough to locate the solution of the problem beyond our possibilities of performing experiments with large sets of musical pieces. Yet, the fundamental scale method provides new possibilities for discovering the most representative dimension of small sized textual descriptions, allowing us to advance in our understanding of languages.

The Fundamental Scale, as a concept and as a method to find a quantitative approximation to the description of languages, promises interesting results from further research. Tackling the barriers of the algorithm by finding ways to reduce the number of loops and augmenting the assertiveness of the criteria used, may extend the space of practical use of the notion of a description's fundamental scale. Nevertheless, approximations to the language fundamental fingerprint is already possible with small-sized samples of the original piece of information, and therefore it offers a paths for studying and applying it waiting to be traversed. The Fundamental Scale method is a promising tool to the deep into the inner structure of any system and reveal internal properties of its language.

Acknowledgments

This a good opportunity to mention Dr. Klaus Jaffe, who by means of numerous, and plentiful of information conversations, have helped me to achieve these results

References

1. Bar-Yam, Y. Multiscale Complexity/Entropy. *Adv. Complex Syst.* **2004**, 07, 47–63.
2. Bar-Yam, Y.; Harmon, D.; Bar-Yam, Y. Computationally tractable pairwise complexity profile. *Complexity* **2013**, 18, 20–27.
3. Ricardo Lopez-Ruiz, Hector Mancini, X. C. Statistical Measure Of Complexity. *Phys. Lett. A* **1995**, 209, 321–326.
4. Prokopenko, M.; Boschetti, F.; Ryan, A. J. An information-theoretic primer on complexity, self-organisation and emergence. *Complexity* **2008**, 15, 11–28.
5. Gell-mann, M. What is Complexity? *Complexity* **1995**.
6. Kontoyiannis, I. The Complexity and Entropy of Literary Styles. *Dep. Stat. Stanford Univ.* **1997**, 1–15.
7. Marcelo A. Montemurro, D. H. Z. Entropic Analysis of the Role of Words in Literary Texts. *Adv. Complex Syst.* **2002**, 5, 7–17.
8. Savoy, J. Text Clustering : An Application with the State of the Union Addresses. *J. Am. Soc. Inf. Sci. Technol.*
9. Febres, G.; Jaffé, K.; Gershenson, C. Complexity measurement of natural and artificial languages. *Complexity* 2014.
10. Febres, G.; Jaffé, K. Quantifying literature quality using complexity criteria. *submitted* **2014**.
11. Piasecki, R.; Plastino, A. Entropic descriptor of a complex behaviour. *Physica A* **2010**, 389, 397–407.
12. Funes, P. Complexity measures for complex systems and complex objects www.cs.brandeis.edu/~pablo/complex-maker.html (accessed Nov 12, 2014).
13. Rybski, D. Auerbach's legacy. *Environ. Plan. A* **2013**, 45, 1266–1268.
14. Zipf, G. K. *Human Behavior and the principle of least effort: An introduction to human ecology*; Addison-Welesly: New York, 1949.
15. Kirby, G. Zipf 's Law. **1985**, 10, 180–185.
16. Shannon, C. E. A mathematical theory of communication. *Bell Syst. Tech. J.* **1948**, 27, 379–423.
17. Newman, M. E. J. Power laws, Pareto distributions and Zipf's law. *Contemp. Phys.* **2005**, 46, 323–351.
18. Chomsky, N. *Syntactic Structures*; Mouton: The Hague, 1957; pp. 13–17,27–33.

19. Sipser, M. *Introduction to the Theory of Computation*; Thomson Course Technology: Boston, 2006; pp. 100–108.
20. Grabchak, M.; Zhang, Z.; Zhang, D. T. Authorship Attribution Using Entropy. *J. Quant. Linguist.* **2013**, *20*, 301–313.

Appendix A

- A.1. Bertrand Russell's speech given at the 1950 Nobel Award Ceremony:
Word-scale profile [Complete List](#). [Speech text](#).
Total number of symbols [words]: 5716. Diversity: 1868
- A.2. Bertrand Russell's speech given at the 1950 Nobel Award Ceremony:
Fundamental-scale profile: [Complete profile](#). [Speech text](#).
Total number of symbols [Fundamental_Symbols]: 25362. Diversity: 1247
- A.3. Beethoven 9th Symphony, 4th movement:
Fundamental -scale profile: [Complete profile](#). [Complete text](#). [Listen MIDI Version](#).
Total number of symbols [Fundamental_Symbols]: 84645. Diversity: 2824

A.1: **Word-scale profile** of Bertrand Russell's speech given at the 1950 Nobel Award Ceremony.

[Complete List](#) . [Speech text](#). Total number of symbols (words): 5716. Diversity: 1868.

Rank	Symbol	Occurrences	Length	Rank	Symbol	Occurrences	Length
1	,	412	1	51	or	20	2
2	the	342	3	52	some	20	4
3	.	256	1	53	no	19	2
4	of	218	2	54	so	18	2
5	to	172	2	55	was	18	3
6	is	140	2	56	our	18	3
7	and	132	3	57	human	18	5
8	a	106	1	58	can	17	3
9	in	105	2	59	these	17	5
10	that	84	4	60	very	16	4
11	are	80	3	61	may	16	3
12	it	66	2	62	many	16	4
13	be	64	2	63	;	15	1
14	they	53	4	64	than	15	4
15	not	52	3	65	such	15	4
16	as	51	2	66	fear	15	4
17	which	46	5	67	motives	14	7
18	if	44	2	68	war	14	3
19	I	43	1	69	life	13	4
20	have	42	4	70	people	13	6
21	we	40	2	71	however	13	7
22	by	38	2	72	because	12	7
23	you	37	3	73	«	12	1
24	he	37	2	74	his	12	3
25	but	37	3	75	excitement	12	10
26	for	35	3	76	hate	12	4
27	will	34	4	77	most	12	4
28	their	33	5	78	your	12	4
29	'	32	1	79	great	12	5
30	with	32	4	80	an	12	2
31	from	30	4	81	think	11	5
32	power	30	5	82	become	11	6
33	this	29	4	83	been	11	4
34	when	28	4	84	motive	11	6
35	would	27	5	85	herd	11	4
36	more	27	4	86	much	11	4
37	one	27	3	87	out	10	3
38	there	27	5	88	should	10	6
39	who	26	3	89	could	10	5
40	has	26	3	90	those	10	5
41	them	25	4	91	politics	10	8
42	men	25	3	92	vanity	10	6
43	do	25	2	93	political	9	9
44	at	25	2	94	were	9	4
45	all	25	3	95	upon	9	4
46	what	25	4	96	desires	9	7
47	on	24	2	97	wish	8	4
48	other	24	5	98	?	8	1
49	love	24	4	99	man	8	3
50	had	22	3	100	desire	8	6

Rank	Symbol	Occurrences	Length	Rank	Symbol	Occurrences	Length
201	boredom	4	7	301	preference	3	10
202	time	4	4	302	various	3	7
203	better	4	6	303	type	3	4
204	while	4	5	304	obvious	3	7
205	gambling	4	8	305	sometimes	3	9
206	serious	4	7	306	sank	3	4
207	long	4	4	307	away	3	4
208	found	4	5	308	cause	3	5
209	hand	4	4	309	end	3	3
210	old	4	3	310	killed	3	6
211	taken	4	5	311	innocent	3	8
212	members	4	7	312	believe	3	7
213	destructive	4	11	313	themselves	3	10
214	above	4	5	314	desired	3	7
215	within	4	6	315	step	3	4
216	enemies	4	7	316	wars	3	4
217	French	4	6	317	kind	3	4
218	way	4	3	318	where	3	5
219	communists	4	10	319	passions	3	8
220	effective	4	9	320	instinctive	3	11
221	sympathy	4	8	321	brothers	3	8
222	self	4	4	322	feeling	3	7
223	Nation	4	6	323	Russians	3	8
224	selfishness	4	11	324	enemy	3	5
225	moralists	4	9	325	ways	3	4
226	general	4	7	326	conflict	3	8
227	although	4	8	327	altruistic	3	10
228	politicians	4	11	328	against	3	7
229	since	4	5	329	operation	3	9
230	ideologies	4	10	330	fall	3	4
231	government	4	10	331	hunger	3	6
232	account	3	7	332	history	3	7
233	population	3	10	333	rivalry	3	7
234	South	3	5	334	current	2	7
235	North	3	5	335	theory	2	6
236	books	3	5	336	psychology	2	10
237	sort	3	4	337	facts	2	5
238	person	3	6	338	constitutional	2	14
239	between	3	7	339	began	2	5
240	cannot	3	6	340	right	2	5
241	politician	3	10	341	average	2	7
242	frequently	3	10	342	income	2	6
243	causes	3	6	343	want	2	4
244	action	3	6	344	tell	2	4
245	another	3	7	345	heard	2	5
246	far	3	3	346	questions	2	9
247	too	3	3	347	remote	2	6
248	wholly	3	6	348	scientific	2	10
249	duty	3	4	349	constantly	2	10
250	sense	3	5	350	thinking	2	8

Rank	Symbol	Occurrences	Length	Rank	Symbol	Occurrences	Length
501	designed	2	8	551	century	2	7
502	deceive	2	7	552	feel	2	4
503	condemn	2	7	553	hatred	2	6
504	form	2	4	554	strange	2	7
505	appropriate	2	11	555	methods	2	7
506	feared	2	6	556	best	2	4
507	fellow	2	6	557	thoroughly	2	10
508	leads	2	5	558	produced	2	8
509	exciting	2	8	559	ill	2	3
510	provide	2	7	560	treated	2	7
511	rabbits	2	7	561	Western	2	7
512	impulse	2	7	562	countries	2	9
513	big	2	3	563	sum	2	3
514	contain	2	7	564	expensive	2	9
515	small	2	5	565	Germans	2	7
516	enmity	2	6	566	victors	2	7
517	actual	2	6	567	secured	2	7
518	member	2	6	568	advantages	2	10
519	mechanism	2	9	569	B	2	1
520	nations	2	7	570	large	2	5
521	regards	2	7	571	disguised	2	9
522	international	2	13	572	conclusion	2	10
523	discovered	2	10	573	intelligence	2	12
524	degree	2	6	574	ladies	2	6
525	says	2	4	575	economic	2	8
526	am	2	2	576	nor	2	3
527	line	2	4	577	mankind	2	7
528	Rhine	2	5	578	court	2	5
529	essential	2	9	579	civilized	2	9
530	danger	2	6	580	dance	2	5
531	TRUE	2	4	581	none	2	4
532	might	2	5	582	killing	2	7
533	regard	2	6	583	Royal	1	5
534	Mother	2	6	584	Highness	1	8
535	Nature	2	6	585	Gentlemen	1	9
536	cooperation	2	11	586	chosen	1	6
537	easily	2	6	587	subject	1	7
538	schools	2	7	588	lecture	1	7
539	turning	2	7	589	tonight	1	7
540	cruelty	2	7	590	discussions	1	11
541	everyday	2	8	591	insufficient	1	12
542	atom	2	4	592	statistics	1	10
543	bomb	2	4	593	organization	1	12
544	wicked	2	6	594	set	1	3
545	rival	2	5	595	forth	1	5
546	hating	2	6	596	minutely	1	8
547	burglars	2	8	597	difficulty	1	10
548	disapprove	2	10	598	finding	1	7
549	attitude	2	8	599	able	1	4
550	irreligious	2	11	600	ascertain	1	9

A.2: **Fundamental-scale profile** of Bertrand Russell's speech given at the 1950 Nobel Award Ceremony.

[Complete profile.](#) [Speech text.](#) Total number of fundamental symbols: 25362. Diversity: 1247

Rank	Symbol	Probability	Occurrences	Length	Rank	Symbol	Probability	Occurrences	Length
1	ø	0.192475	5020	1	51	pr	0.000513	13	2
2	e	0.099270	2589	1	52	B	0.000512	13	1
3	t	0.077074	2010	1	53	fo	0.000512	13	2
4	n	0.050588	1319	1	54	.øTh	0.000485	13	4
5	a	0.050490	1317	1	55	ot	0.000479	12	2
6	o	0.049389	1288	1	56	st	0.000477	12	2
7	i	0.049202	1283	1	57	ly	0.000475	12	2
8	s	0.047820	1247	1	58	'	0.000475	12	1
9	h	0.047428	1237	1	59	ur	0.000474	12	2
10	r	0.037977	990	1	60	ll	0.000473	12	2
11	d	0.017566	458	1	61	if	0.000472	12	2
12	l	0.017226	449	1	62	co	0.000471	12	2
13	f	0.015580	406	1	63	as	0.000471	12	2
14	c	0.015178	396	1	64	S	0.000471	12	1
15	w	0.013417	350	1	65	E	0.000469	12	1
16	m	0.010668	278	1	66	to	0.000439	11	2
17	y	0.009954	260	1	67	politic	0.000439	11	7
18	,	0.009707	253	1	68	F	0.000436	11	1
19	u	0.008401	219	1	69	ra	0.000433	11	2
20	p	0.007610	198	1	70	ca	0.000433	11	2
21	g	0.006424	168	1	71	øf	0.000432	11	2
22	v	0.006262	163	1	72	ce	0.000430	11	2
23	b	0.004462	116	1	73	K	0.000428	11	1
24	.	0.004066	106	1	74	will	0.000425	11	4
25	l	0.001695	44	1	75	øb	0.000399	10	2
26	k	0.001421	37	1	76	um	0.000398	10	2
27	nd	0.001258	33	2	77	em	0.000397	10	2
28	be	0.001149	30	2	78	M	0.000395	10	1
29	ma	0.000831	22	2	79	av	0.000395	10	2
30	of	0.000829	22	2	80	ev	0.000395	10	2
31	A	0.000827	22	1	81	su	0.000394	10	2
32	x	0.000826	22	1	82	ol	0.000394	10	2
33	T	0.000787	21	1	83	ver	0.000393	10	3
34	un	0.000747	19	2	84	se	0.000393	10	2
35	us	0.000713	19	2	85	whic	0.000390	10	4
36	.øl	0.000668	17	3	86	woul	0.000363	9	4
37	by	0.000633	17	2	87	pp	0.000357	9	2
38	s,	0.000629	16	2	88	de	0.000356	9	2
39	mo	0.000627	16	2	89	im	0.000356	9	2
40	me	0.000626	16	2	90	ua	0.000355	9	2
41	ed	0.000599	16	2	91	ac	0.000355	9	2
42	ad	0.000592	15	2	92	op	0.000355	9	2
43	lo	0.000592	15	2	93	wi	0.000354	9	2
44	ve	0.000588	15	2	94	from	0.000354	9	4
45	om	0.000587	15	2	95	com	0.000354	9	3
46	ød	0.000586	15	2	96	øp	0.000353	9	2
47	W	0.000553	14	1	97	no	0.000353	9	2
48	ri	0.000551	14	2	98	hi	0.000353	9	2
49	ag	0.000514	13	2	99	so	0.000353	9	2
50	;	0.000513	13	1	100	ho	0.000352	9	2

Rank	Symbol	Probability	Occurrences	Length	Rank	Symbol	Probability	Occurrences	Length
776	øgr	7.87E-05	2	3	1101	oli	3.95E-05	1	3
777	lec	7.87E-05	2	3	1102	requ	3.95E-05	1	4
778	lki	7.87E-05	2	3	1103	rable	3.95E-05	1	5
779	ødea	7.87E-05	2	4	1104	vanity	3.95E-05	1	6
780	?øAn	7.87E-05	2	4	1105	factio	3.95E-05	1	6
781	rimi	7.87E-05	2	4	1106	import	3.95E-05	1	6
782	day,	7.87E-05	2	4	1107	ps,	3.93E-05	1	3
783	joym	7.87E-05	2	4	1108	sn	3.93E-05	1	2
784	stsø	7.87E-05	2	4	1109	s,øhowever	3.93E-05	1	10
785	firs	7.87E-05	2	4	1110	oweve	3.93E-05	1	5
786	forø	7.87E-05	2	4	1111	dom	3.93E-05	1	3
787	notø	7.87E-05	2	4	1112	ldøb	3.93E-05	1	4
788	mora	7.87E-05	2	4	1113	øbet	3.93E-05	1	4
789	eøol	7.87E-05	2	4	1114	oøp	3.93E-05	1	3
790	hand	7.87E-05	2	4	1115	inø	3.93E-05	1	3
791	zedøm	7.87E-05	2	5	1116	døg	3.93E-05	1	3
792	løref	7.87E-05	2	5	1117	men,	3.93E-05	1	4
793	uchøa	7.87E-05	2	5	1118	,øga	3.93E-05	1	4
794	produc	7.87E-05	2	6	1119	døco	3.93E-05	1	4
795	inøcon	7.87E-05	2	6	1120	old	3.93E-05	1	3
796	lømake'up	7.87E-05	2	9	1121	vil	3.93E-05	1	3
797	heødevilø	7.87E-05	2	9	1122	mak	3.93E-05	1	3
798	shouldøbe	7.87E-05	2	9	1123	joy	3.93E-05	1	3
799	y'fiveømil	7.87E-05	2	10	1124	cia	3.93E-05	1	3
800	seriousness	7.87E-05	2	11	1125	day	3.93E-05	1	3
801	fromøboredom	7.87E-05	2	12	1126	nno	3.93E-05	1	3
802	not,øperhaps,	7.87E-05	2	13	1127	ate	3.93E-05	1	3
803	uch	7.86E-05	2	3	1128	ked	3.93E-05	1	3
804	ry	7.86E-05	2	2	1129	ist	3.93E-05	1	3
805	arø	7.84E-05	2	3	1130	aød	3.93E-05	1	3
806	'	7.84E-05	2	1	1131	e.ø	3.93E-05	1	3
807	llø	7.83E-05	2	3	1132	af	3.93E-05	1	2
808	rad	7.83E-05	2	3	1133	¿	3.93E-05	1	1
809	dr	7.83E-05	2	2	1134	i	3.93E-05	1	1
810	D	7.83E-05	2	1	1135	sc	3.93E-05	1	2
811	øun	7.79E-05	2	3	1136	be,	3.93E-05	1	3
812	wil	7.79E-05	2	3	1137	øif	3.93E-05	1	3
813	about	7.79E-05	2	5	1138	nøf	3.93E-05	1	3
814	y,øa	7.79E-05	2	4	1139	oot	3.93E-05	1	3
815	Gr	7.79E-05	2	2	1140	res	3.93E-05	1	3
816	oe	7.79E-05	2	2	1141	,øm	3.93E-05	1	3
817	lov	7.79E-05	2	3	1142	løw	3.93E-05	1	3
818	øMa	7.79E-05	2	3	1143	phy	3.93E-05	1	3
819	iew	7.79E-05	2	3	1144	øpo	3.93E-05	1	3
820	agr	7.79E-05	2	3	1145	yøp	3.93E-05	1	3
821	ivi	7.79E-05	2	3	1146	m,ø	3.93E-05	1	3
822	,ø«	7.79E-05	2	3	1147	tin	3.93E-05	1	3
823	.øO	7.79E-05	2	3	1148	ond	3.93E-05	1	3
824	esu	7.79E-05	2	3	1149	eci	3.93E-05	1	3
825	oøi	7.79E-05	2	3	1150	cook	3.93E-05	1	4

A.3: **Fundamental-scale profile** for a MIDI version of Beethoven 9th Symphony, 4th movement.

[Complete Profile](#). [Complete text](#). [Listen MIDI Version](#). Total number of fundamental symbols: 84645. Diversity: 2824.

Rank	Symbol	Probability	Occurrences	Length	Rank	Symbol	Probability	Occurrences	Length
1	²	0.38332	32446	1	51	1	0.00287	243	1
2	x	0.03896	3298	1	52]	0.00278	235	1
3	Φ	0.03870	3276	1	53	5	0.00273	231	1
4	n	0.03320	2810	1	54	+	0.00267	226	1
5	@	0.01921	1626	1	55	[0.00265	224	1
6	³	0.01916	1622	1	56	A	0.00259	219	1
7	d	0.01769	1497	1	57	0	0.00261	221	1
8	9	0.01454	1231	1	58	!	0.00205	173	1
9	2	0.01359	1151	1	59	.	0.00189	160	1
10	?	0.01358	1149	1	60	8	0.00167	142	1
11	-	0.01321	1118	1	61	W	0.00160	135	1
12	é	0.01304	1104	1	62	P	0.00158	134	1
13	J	0.01221	1033	1	63		0.00150	127	1
14	E	0.01212	1026	1	64	D	0.00148	125	1
15	B	0.01108	938	1	65	L	0.00123	104	1
16	L	0.00997	844	1	66	¿	0.00117	99	1
17	Q	0.00979	828	1	67	Y	0.00115	97	1
18	N	0.00944	799	1	68	3	0.00107	91	1
19	/	0.00899	761	1	69	%	0.00100	84	1
20	6	0.00877	742	1	70	ÿX [↓] ↓ ₁ ↑□	0.00087	73	7
21	;	0.00826	699	1	71	#	0.00081	69	1
22	C	0.00815	690	1	72	°@	0.00078	66	2
23	=	0.00801	678	1	73	w	0.00073	62	1
24	O	0.00773	654	1	74	½	0.00070	59	1
25	V	0.00748	633	1	75	\$	0.00064	54	1
26	K	0.00746	631	1	76	¶	0.00064	54	1
27	ã	0.00671	568	1	77	→	0.00063	53	1
28	'	0.00658	557	1	78	—	0.00057	48	1
29	4	0.00635	537	1	79		0.00057	48	1
30	¾	0.00600	508	1	80	ΦÿX [↓] ↓ ₁ ↑□	0.00056	47	8
31	Z	0.00594	503	1	81	ú	0.00054	46	1
32	7	0.00590	499	1	82	ΦÿX [↓]	0.00054	46	4
33	G	0.00582	492	1	83	,	0.00054	46	1
34	I	0.00576	488	1	84	↓ ₁ ↑□	0.00053	44	4
35	°	0.00517	438	1	85	¤	0.00050	43	1
36	&	0.00454	385	1	86	↓	0.00050	43	1
37	F	0.00426	360	1	87	4¾'4	0.00049	41	4
38	R	0.00410	347	1	88	f	0.00048	41	1
39	X	0.00409	346	1	89		0.00047	40	0
40		0.00401	340	1	90	—	0.00047	40	1
41	*	0.00369	312	1	91	"	0.00047	40	1
42		0.00345	292	1	92	□	0.00046	39	1
43	S	0.00323	274	1	93	`	0.00044	37	1
44	T	0.00322	273	1	94	●	0.00044	37	1
45	:	0.00320	271	1	95	@ ³	0.00043	37	2
46	H	0.00318	269	1	96	°@ ³	0.00043	36	3
47	f	0.00302	255	1	97	Á	0.00042	36	1
48	M	0.00299	253	1	98	í	0.00042	36	1
49	U	0.00285	241	1	99	-¾'-	0.00038	32	4
50	↓	0.00285	241	1	100	v	0.00038	32	1

Rank	Symbol	Probability	Occurrences	Length	Rank	Symbol	Probability	Occurrences	Length
401	S?²G	0.00006	5	4	651	¿²ΦR¼	0.00004	3	5
402	²9Zn	0.00006	5	4	652	H?nM²	0.00004	3	5
403	d⊥	0.00006	5	2	653	²Y¾²M¾nV	0.00004	3	8
404	²é	0.00006	5	2	654	"²,r.¾²"¾,	0.00004	3	10
405	†	0.00006	5	1	655	⊥V	0.00004	3	2
406	²,	0.00006	5	2	656	⊥[0.00004	3	2
407	Φ8x	0.00006	5	3	657	⊥3	0.00004	3	2
408	ãΦ	0.00006	5	2	658	⊥N	0.00004	3	2
409	ΦB	0.00005	5	2	659	⊥1	0.00004	3	2
410	Φ'	0.00005	5	2	660	¶	0.00004	3	2
411	ã⊥	0.00005	5	2	661	;x²7x	0.00004	3	5
412	X³	0.00005	5	2	662	Gxã⊥S	0.00004	3	5
413	&³	0.00005	5	2	663	¶ ²²7	0.00004	3	5
414	#³	0.00005	5	2	664	%²Φ2x	0.00004	3	5
415	?²-?n	0.00005	4	5	665	&²ΦUx	0.00004	3	5
416	;	0.00005	4	2	666	¾²ΦEx	0.00004	3	5
417	1³2=	0.00005	4	4	667	²&xã⊥	0.00004	3	5
418	L³²@	0.00005	4	4	668	²E²ΦS	0.00004	3	5
419	8³2D	0.00005	4	4	669	¾xã⊥Q	0.00004	3	5
420	6³2B	0.00005	4	4	670	ΦJx²é	0.00004	3	5
421	édnN	0.00005	4	4	671	ãfX²²	0.00004	3	5
422	=³nU²	0.00005	4	5	672	Φ x²Q	0.00004	3	5
423	,³nS²	0.00005	4	5	673	²Φ4x	0.00004	3	4
424	L?²C?	0.00005	4	5	674	xãfZ²	0.00004	3	5
425	dN²ΦLdL²ΦJdJ	0.00005	4	15	675	+xã⊥Q	0.00004	3	5
426	E?	0.00005	4	2	676	ΦZx²]	0.00004	3	5
427	&²Φ¾	0.00005	4	4	677	2²Φ@x	0.00004	3	5
428	NxnN	0.00005	4	4	678	é/	0.00004	3	2
429	2-²Φ9-29²Φ--R	0.00005	4	14	679	62	0.00004	3	2
430	Sx	0.00005	4	2	680	72	0.00004	3	2
431	éx	0.00005	4	2	681	ãf	0.00004	3	3
432	2Q	0.00005	4	2	682	7d²+d	0.00004	3	5
433	3²	0.00005	4	2	683	;x²@x	0.00004	3	5
434	//ãf	0.00005	4	4	684	O2²L2	0.00004	3	5
435	/²-/ãf9	0.00005	4	7	685	Gx²;x²V	0.00004	3	7
436	Q²ΦQxnQ	0.00005	4	8	686	;²é/²9/	0.00004	3	8
437	Q/²E/ãfQ	0.00005	4	8	687	Qx	0.00004	3	2
438]x²Bx²9xn]	0.00005	4	10	688	⊥L	0.00004	3	2
439	7xn7²Φ-xnE	0.00005	4	10	689	⊥J	0.00004	3	2
440	xã	0.00005	4	2	690	Φ-	0.00004	3	2
441	Φ]	0.00005	4	2	691	Bd	0.00004	3	2
442	@ã	0.00005	4	2	692	Y²²M²	0.00004	3	5
443	²ã⊥.¾ã	0.00005	4	6	693	²;xnK	0.00004	3	5
444	.¾ãf	0.00005	4	4	694	²2xã⊥	0.00004	3	5
445	K¾nT	0.00005	4	4	695	²/xnW	0.00004	3	5
446	Kãf5	0.00005	4	4	696	¶ @³Z	0.00004	3	5
447	VZ²JZ	0.00005	4	5	697	ΦZxnZ	0.00004	3	5
448	é?².²ãf	0.00005	4	7	698	/xãf]²	0.00004	3	6
449	?²:²ãf:	0.00005	4	7	699	:xn	0.00004	3	3
450	.¾²"¾,úJ	0.00005	4	8	700	C²²	0.00004	3	3

Rank	Symbol	Probability	Occurrences	Length	Rank	Symbol	Probability	Occurrences	Length
2101	2dóZ	0.00002	2	4	2771	4?4	0.00001	1	4
2102	↓V²+	0.00002	2	4	2772	²4?	0.00001	1	4
2103	Xd²P	0.00002	2	4	2773	9d²-	0.00001	1	4
2104	!²²[0.00002	2	4	2774	-²Φ/	0.00001	1	4
2105	2dn&	0.00002	2	4	2775	4²Φ	0.00001	1	4
2106	4V²-	0.00002	2	4	2776	²	0.00001	1	2
2107	E²¶	0.00002	2	4	2777	K²7Kn	0.00001	1	5
2108	²OKn	0.00002	2	4	2778	K²NK	0.00001	1	4
2109	Bd²	0.00002	2	4	2779	éK²7	0.00001	1	4
2110	°@³⊥	0.00002	2	4	2780	xE	0.00001	1	2
2111	²ΦGK	0.00002	2	4	2781	QK²	0.00001	1	3
2112	:d²N	0.00002	2	4	2782	Xd	0.00001	1	2
2113	!dnU	0.00002	2	4	2783	OK	0.00001	1	2
2114	Ld²*	0.00002	2	4	2784	²	0.00001	1	2
2115	¾²²4	0.00002	2	4	2785	dx	0.00001	1	2
2116	EdSE	0.00002	2	4	2786	dI	0.00001	1	2
2117	Z² N²oN	0.00002	2	8	2787	Un	0.00001	1	2
2118	K²NK²EKä	0.00002	2	8	2788	ä*	0.00001	1	2
2119	²LKä fC²²	0.00002	2	8	2789	Jd	0.00001	1	2
2120	²4dxX²²P	0.00002	2	8	2790	¼	0.00001	1	1
2121	CK²LK²GK	0.00002	2	8	2791	Q	0.00001	1	2
2122	²;K²7Kn@	0.00002	2	8	2792	²/	0.00001	1	2
2123	←X²ÁO²-[0.00002	2	8	2793	dn[0.00001	1	3
2124	-[² O²"-d	0.00002	2	9	2794	2dä	0.00001	1	3
2125	Φ=Kn=²²7²	0.00002	2	9	2795	J-	0.00001	1	2
2126	d²]dÉ²²Y&	0.00002	2	9	2796	ú@²	0.00001	1	3
2127	ä f=²Φ@Kä f	0.00002	2	9	2797	²¿³	0.00001	1	3
2128]²jzd²Qd²]	0.00002	2	10	2798	F	0.00001	1	2
2129	&d²2dIQ² V	0.00002	2	10	2799	[°	0.00001	1	2
2130	-,	0.00002	2	2	2800	°@	0.00001	1	3
2131	...F	0.00002	2	2	2801	4²Φ	0.00001	1	3
2132	²6	0.00002	2	2	2802	¿³	0.00001	1	2
2133	2³	0.00002	2	2	2803	ΦT	0.00001	1	2
2134	E-	0.00002	2	2	2804	\$-	0.00001	1	2
2135	²A	0.00002	2	2	2805	-f	0.00001	1	2
2136	²¿	0.00002	2	2	2806	i	0.00001	1	1
2137	R	0.00002	2	2	2807	-,ú	0.00001	1	3
2138	²L	0.00002	2	2	2808	ä é	0.00001	1	3
2139	↑°	0.00002	2	2	2809	¿³ä	0.00001	1	3
2140	ä @	0.00002	2	3	2810	²²6	0.00001	1	3
2141	²²'	0.00002	2	3	2811	Φ@³	0.00001	1	3
2142	²J²	0.00002	2	3	2812	0-²\$	0.00001	1	4
2143	³²L	0.00002	2	3	2813	...Fé²	0.00001	1	4
2144	,úé	0.00002	2	3	2814	³Φ	0.00001	1	2
2145	VE²	0.00002	2	3	2815	š	0.00001	1	1
2146	-²@	0.00002	2	3	2816	Ó	0.00001	1	1
2147	fV7	0.00002	2	3	2817	~	0.00001	1	1
2148	Φ@-	0.00002	2	3	2818		0.00001	1	1
2149	X°@	0.00002	2	3	2819	³‡6	0.00001	1	3
2150	²äx	0.00002	2	3	2820	²7³	0.00001	1	3