

# Spy vs. Spy: Rumor Source Obfuscation

Peter Kairouz\*, Sewoong Oh†, and Pramod Viswanath‡

## ABSTRACT

Anonymous messaging platforms, such as Secret and Whisper, have emerged as important social media for sharing one's thoughts without the fear of being judged by friends, family, or the public. Further, such anonymous platforms are crucial in nations with authoritarian governments; the right to free expression and sometimes the personal safety of the author of the message depend on anonymity. Whether for fear of judgment or personal endangerment, it is crucial to keep anonymous the identity of the user who initially posted a sensitive message. In this paper, we consider an adversary who observes a snapshot of the spread of a message at a certain time. Recent advances in rumor source detection shows that the existing messaging protocols are vulnerable against such an adversary. We introduce a novel messaging protocol, which we call adaptive diffusion, and show that it spreads the messages fast and achieves a perfect obfuscation of the source when the underlying contact network is an infinite regular tree: all users with the message are nearly equally likely to have been the origin of the message. Experiments on a sampled Facebook network show that it effectively hides the location of the source even when the graph is finite, irregular and has cycles. We further consider a more practical adversarial model where a subset of colluding users track the reception of messages. We show that the adaptive diffusion provides a strong protection of the anonymity of the source even under this more practical scenario.

## Categories and Subject Descriptors

\*Department of Electrical and Computer Engineering, University of Illinois at Urbana-Champaign, email:kairouz2@illinois.edu

†Department of Industrial and Enterprise Systems Engineering, University of Illinois at Urbana-Champaign, email:swoh@illinois.edu

‡Department of Electrical and Computer Engineering, University of Illinois at Urbana-Champaign, email:pramodv@illinois.edu

G.2.2 [Graph Theory]: Network problems, Graph algorithms

## General Terms

Theory, Performance, Privacy, Algorithms

## Keywords

Anonymous Social Media, Rumor Spreading, Privacy

## 1. INTRODUCTION

Microblogging platforms form a core aspect of the fabric of the present Internet; popular examples include Twitter and Facebook. Users propagate short messages (texts, images, videos) through the platform via local friendship links. The forwarding of messages often occurs through built-in mechanisms that rely on user input, such as clicking “like” or “share” with regards to a particular post. Brevity of message, fluidity of user interface, trusted party communication combine to make these microblogging platforms a major communication mode of modern times. There has been tremendous recent interest in the privacy implications of these platforms, as evidenced by the explosive growth of *anonymous microblogging* platforms, like Secret [3], Whisper [5] and Yik Yak [6]. These platforms enable users to share messages with their friends, without leaking the identity of the message author. Another practical scenario that demands anonymity occurs in states with authoritarian governments, where the right to free expression, and sometimes the personal safety of message authors, depend on anonymity. In both examples, it is crucial to keep anonymous the identity of the user who initially posted the message.

Existing anonymous messaging services store both messages and authorship information on centralized servers, which makes them vulnerable to government subpoenas, hacking, or direct company access. A more robust solution would be to store this information in a distributed fashion; each node would know only its own friends, and message authorship information would never be transmitted to any party. Distributed systems are more robust to monitoring due to lack of central points of failure. However, even under distributed architectures, simple anonymous messaging protocols (such as those used by commercial anonymous microblogging apps) are still vulnerable against an adversary with side information, as proved in recent advances in rumor source detection. In this work, we study in depth a basic building block of the messaging protocol that would

underpin truly anonymous social media – *broadcast a single message on a contact network with the goal of obfuscating the source* under strong adversarial conditions.

A natural strategy to obscure source identification by an adversary would be to spread the message as fast as possible (with reliable connection to infrastructure like the Internet, this could be in principle be done nearly instantaneously). If all users receive the message instantaneously, any user is equally likely to have been the source. However, this strategy is not available in many of the key real-life scenarios we are considering. A *dissent network* is a wireless mesh network developed as a countermeasure to Internet censorship or blackouts. In dissent networks, having a connection ON all the time is tantamount to making oneself vulnerable to monitoring and it is natural to suppose intermittent receptions and transmissions. On the other hand, in social networks, messages are spread based on users approving the message via liking, sharing or retweeting (to enable social filtering and also to avoid spamming) – this scenario naturally has inherent random delays associated with when the user happens to encounter the message and the Bernoulli random variable of deciding to “like” the message. Indeed, standard models of rumor spreading in networks explicitly model such random delays, usually via a *diffusion* process: messages are spread over edges, independently over different edges, with a fixed probability of spreading (discrete time model) or an exponential time to spread (continuous time model).

**Related work.** Anonymous communication has been a popular research topic for decades, starting with the famous dining cryptographers’ (DC) problem. This paper diverges from the vast literature in this topic [7, 9, 14, 15, 31]. We consider statistical spreading models rather than cryptographic encodings, accommodate computationally unbounded adversaries, and arbitrary network structures rather than a fully connected network. On the other hand, anonymous point-to-point communication, where a sender communicates with a receiver without the receiver learning the sender’s identity, has also been well studied; examples include Tor [11], Freenet [8], Free Haven [10], and Tarzan [13]. Instead, we address the problem of broadcasting a message over an underlying contact network (in our case, a social network).

Within the realm of statistical message spreading models, the problem of detecting the origin of an epidemic or the source of a rumor has been studied under the *diffusion* model. Recent advances in [27, 26, 32, 24, 12, 18, 33, 22, 21, 19, 20] show that it is possible to identify the source within a few hops with high probability. Drawing an analogy to epidemics, we refer to a person who has received the message as ‘infected’ and the act of passing the message as ‘spreading the infection’. Consider an adversary who has access to the underlying *contact network* of friendship links and the snapshot of infected nodes at a certain time. The problem of finding the source of a rumor, first posed in [27], naturally corresponds to graph centrality based inference algorithms: for a continuous time model, [27, 26] used the rumor centrality measure to correctly identify the source after time  $T$  (with probability converging to a positive number for large  $d$ -regular and random trees and with probability proportional to  $1/\sqrt{T}$  for lines). The probability of identifying the

source increases even further when multiple infections from the same source are observed [32]. With multiple sources of infections, spectral methods have been proposed for estimating the number of sources and the set of source nodes in [24, 12]. When infected nodes are allowed to recover as in susceptible-infected-recovered (SIR) model, Jordan centrality was proposed in [18, 33] to estimate the source. In [33], it is shown that the Jordan center is still within a bounded hop distance from the true source with high probability, independent of the number of infected nodes. Under natural and diffusion-based message spreading – as seen in almost every content-sharing platform today – an adversary with some side-information can identify the rumor source with high confidence. In this paper, we overcome this vulnerability by asking the reverse question: can we design messaging protocols that spread fast while protecting the anonymity of the source?

**Model.** We focus on anonymous social media built atop an underlying contact network, such as Secret [3] over the network of phone contacts. In such systems, the designer has some control over the spreading rate, by introducing artificial delays on the top of the usual random delays due to users’ approval of the messages or intermittent network access. We model this physical setup as a discrete-time system, where at any given time, for any infected node with an uninfected neighbor, the protocol determines whether to infect that neighbor or not. Given this control, the system designer wishes to design a protocol that makes inference on the source of the message difficult.

**Adversaries.** Two main types of adversaries are studied in this paper, each of which knows the whole underlying contact network. First is the adversary that has a snapshot of who is infected at a certain time (this is the adversarial model in [27, 26, 33]). Second is the adversary that has collaborating spy nodes who participate in the network while tracking message contents and metadata such as timestamps when the message is first received (this is the adversarial model in [23, 33]). Together, these models capture a range of adversaries that are plausible in practice, including a strong central adversary sniffing links to determine communication patterns [2]. The first adversarial model is used in much of this paper, while the second adversarial model is studied in Section 5. Our main result is the design of a new anonymous messaging protocol, which we call *adaptive diffusion*, that is inherently distributed and provides strong anonymity guarantees, under both types of adversaries.

**Spreading.** At time  $t = 0$ , a single user  $v^* \in V$  starts to spread a message on a contact network  $G = (V, E)$  where users and contacts are represented by nodes and edges, respectively. Upon receiving the message, a node can send the message to any of its neighbors. We assume a discrete-time system and model the delays due to user approval and intermittent network access via a deterministic delay of one time unit. Therefore, a message can propagate by at most one hop at each time. Our goal is to introduce appropriate random delays into the system in order to obfuscate the identity of the source  $v^*$ . After  $T$  timesteps, let  $V_T \subseteq V$ ,  $G_T$ , and  $N_T \triangleq |V_T|$  denote the set of infected nodes, the subgraph of  $G$  containing only  $V_T$ , and the number of infected nodes, respectively. At a certain time  $T$ , an adversary ob-

serves the infected subgraph  $G_T$  and produces an estimate  $\hat{v}$  of the source  $v^*$  of the message (with probability of detection  $P_D = \mathbb{P}(\hat{v} = v^*)$ ). Since the adversary is supposed to not have any prior information on which node is likely to be the source, we use the maximum likelihood estimator  $\hat{v}_{ML} = \arg \max_{v \in G_T} \mathbb{P}(G_T|v)$ . We wish to achieve the following performance metrics.

- (a) We say a protocol has an *order-optimal rate of spread* if the expected time for the message to reach  $n$  nodes scales linearly compared to the time required by the fastest spreading protocol;
- (b) We say a protocol achieves a *perfect obfuscation* if the probability of source detection for the maximum likelihood estimator conditioned on  $n$  nodes being infected is bounded by

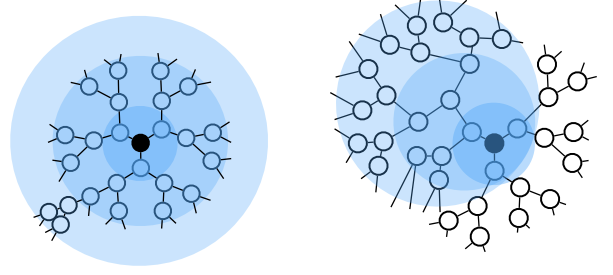
$$\mathbb{P}(\hat{v}_{ML} = v^* | N_T = n) = \frac{1}{n} + o\left(\frac{1}{n}\right); \quad (1)$$

- (c) We say a protocol achieves *minimal disclosure* if nothing other than the message itself is revealed to the infected nodes.

**Key insights.** Figure 1 illustrates an example of the spread of the message, when messages are propagated immediately upon reception (left). This scheme spreads the message fast, but the source is trivially identified as the center of the infected subgraph if the contact network is an infinite tree. This is true independent of the infection size. Even if we introduce some randomness at each node, the source will still be identified within a few hops. This is due to both the fact that the source is close to some notion of the center of the infection [27] and that there are anomalies such as very long chains of infection that reveal the location of the source [33].

Figure 1 (right) illustrates the main idea of our approach: we intentionally break the symmetry such that the true source is equally likely to be anywhere in the infected subgraph. This is achieved by combining two insights illustrated in the two warm-up examples in Section 2, respectively. The first insight is that the nodes further away from the source should spread the infection faster such that the distance between the source and the infection center, which we call a ‘virtual source’, is designed with appropriate randomness. The second insight is that the spread should be coordinated in order to maintain a symmetric structure centered around the ‘virtual source’, such that there are no anomalies in the infect that reveals the origin of the message. Since we do not know a priori when the adversary is going to attack, the main challenge is to ensure that the source is equally likely to be anywhere in the infection at *any given time*.

**Contributions.** We introduce a novel messaging protocol, which we call *adaptive diffusion*, with strong author anonymity guarantees against strong adversaries. Our protocol is inherently distributed and spreads a message fast, i.e., the time it takes adaptive diffusion to reach  $n$  users is at most twice the time it takes the fastest spreading scheme which immediately passes the message to all its neighbors.



**Figure 1: Illustration of a spread of infection when spreading immediately (left) and under the adaptive diffusion (right).**

We further prove that adaptive diffusion provides perfect obfuscation of the source, when applied to a contact network that is an infinite regular tree. The source hides perfectly within all infected users, i.e., the likelihood of an infected user being the source of the infection is equal among all infected users. For a more general class of graphs which can be finite, irregular and have cycles, we provide results of numerical experiments on real-world social networks and synthetic networks showing that the protocol hides the source at nearly the best possible level of obfuscation. Further, we consider a more practical adversarial model where a subset of colluding users use the timing of the reception of the messages, and show that adaptive diffusion still achieves nearly the best possible level of obfuscation.

**Organization.** The rest of the paper is organized as follows. As a warm up, in Section 2, we introduce two messaging protocols customized for a line and a regular tree with degree larger than two, respectively. Combining the key insights of these two approaches, we introduce a new messaging protocol, which we call *adaptive diffusion* in Section 3, and analyze the performance theoretically and empirically (Section 4), focusing on the first adversarial model. The performance under the second adversarial model of spies with timing informations is studied in Section 5. Finally, Section 6 discusses the systems aspect of an anonymous messaging app based on the ideas derived here.

## 2. WARM-UP EXAMPLES

In this section, we discuss two special contact networks as warm-up examples: a line and a regular tree with degree larger than two. We provide two fully-distributed, customized messaging protocols, one for each case, and show that these protocols spread messages quickly while effectively hiding the source. However, these models fail to protect the identity of the source when applied to a broader class of contact networks. In particular, Protocol 1 developed for line contact networks reveals the source with high probability when applied to a regular tree with degree larger than two. Similarly, Protocol 2 developed for tree contact networks reveals the source with high probability when applied to a line. In Section 3, we introduce a novel messaging protocol, which we call *adaptive diffusion*, that combines the key ideas behind the two approaches presented in this section.

## 2.1 Spreading on a line

Given the contact network of an infinite line, consider a deterministic spreading protocol. At time  $t = 1$ , the source node infects its left and right neighbors with the message. At  $t \geq 2$ , any infected node with an uninfected neighbor (i.e., the two endpoints of the infected subgraph) will spread the message to those uninfected neighbors. Thus, the message spreads one hop to the left and one hop to the right. This scheme spreads as fast as possible, infecting  $N_T = 2T + 1$  nodes at time  $T$ , but the source is trivially identified as the center of the infection.

Adding a little bit of randomness can significantly decrease the probability of detection. Consider a discrete time *random diffusion* model with a parameter  $p \in (0, 1)$  where at each time  $t$ , an infected node infects its uninfected neighbor with probability  $p$ . Using the analysis from [27] where the continuous time version of this protocol was studied, we can show that this protocol spreads fast, infecting  $\mathbb{E}[N_T] = 2pT + 1$  nodes on average at time  $T$ . Further, the probability of source detection  $P_D$  for the maximum likelihood estimator scales as  $P_D = \mathbb{P}(\hat{v}_{ML} = v^*) = O(1/\sqrt{p(1-p)T})$  (the maximum likelihood estimate is the center of infection in this example as illustrated in Figure 2). With  $p = 1/2$  for example, this gives a simple messaging protocol with a probability of source detection vanishing at a rate of  $1/\sqrt{T}$ .

In what follows, we show that with an appropriate choice of *time-dependent* randomness, we can achieve almost perfect source obfuscation without sacrificing the spreading rate. The key insight is to add randomness such that all the infected nodes are (almost) equally likely to have been the origin of the infection (see Figure 2 and Equation (5)). This can be achieved by adaptively choosing the spreading rate such that *the farther away the infection is from the source the more likely it is to spread*. We now apply this insight to design precisely how fast the spread should be for each infected node at any time step. A node  $v$  is designed to infect a neighbor at time  $t$  with probability

$$p_{v,t} \triangleq \frac{d_H(v, v^*) + 1}{t + 1}, \quad (2)$$

where  $d_H(v, v^*)$  is the hop distance between an infected node  $v$  at the boundary of infection and the source  $v^*$ . The next proposition shows that this protocol achieves two of the main goals of an anonymous messaging protocol: order-optimal spreading rate and close to perfect obfuscation.

However, in the process of spreading the message, the spreading model discloses some information to intermediately infected nodes, such as the time since the start of infection and the hop distance to the source. This violation of the minimal disclosure property is effectively addressed in trees with degree larger than two, as seen in the following sections.

Let the underlying contact network be an infinite line with  $V = \{\dots, -1, 0, 1, 2, \dots\}$  and  $E = \{(i, i + 1) : i \in \mathbb{Z}\}$ . At time  $t$ , an infected node  $v$  at the boundary spreads the infection to its uninfected neighbor with probability  $p_{v,t}$  given in Equation (2). ‘Infection’ means transmitting the message, the hop-distance of the node (incremented by one), and the current timestep since the start of the outbreak (incremented by one). The details of this spreading model are

summarized in Protocol 1. Note that this protocol is naturally decentralized.

---

### Protocol 1

---

**Require:** contact network  $G = (V, E)$ , source  $v^*$ , time  $T$

**Ensure:** infected subgraph  $G_T$

- 1:  $G_T \leftarrow \{v^*\}$
  - 2:  $d_H(v^* - 1, v^*) \leftarrow 1$  and  $d_H(v^* + 1, v^*) \leftarrow 1$
  - 3:  $t \leftarrow 1$
  - 4: **for**  $t \leq T$  **do**
  - 5:    $v \leftarrow$  rightmost node in  $G_T$
  - 6:   draw a random variable  $X \sim U(0, 1)$
  - 7:   **if**  $X \leq (d_H(v, v^*) + 1)/(t + 1)$  **then**
  - 8:      $G_T \leftarrow G_T \cup \{v + 1\}$
  - 9:      $d_H(v + 1, v^*) \leftarrow d_H(v, v^*) + 1$
  - 10:    $v \leftarrow$  leftmost node in  $G_T$
  - 11:   draw a random variable  $Y \sim U(0, 1)$
  - 12:   **if**  $Y \leq (d_H(v, v^*) + 1)/(t + 1)$  **then**
  - 13:      $G_T \leftarrow G_T \cup \{v - 1\}$
  - 14:      $d_H(v - 1, v^*) \leftarrow d_H(v, v^*) + 1$
  - 15:    $t \leftarrow t + 1$
- 

**PROPOSITION 2.1.** *Suppose that the underlying contact network  $G$  is an infinite line, and one node  $v^*$  in  $G$  starts to spread a message according to Protocol 1 at time  $t = 0$ . At a certain time  $T \geq 0$  an adversary estimates the location of the source  $v^*$  using the maximum likelihood estimator  $\hat{v}_{ML}$ . The following properties hold for Protocol 1:*

- (a) *the expected number of infected nodes at time  $T$  is  $\mathbb{E}[N_T] = T + 1$ ;*
- (b) *the probability of source detection at time  $T$  is upper bounded by*

$$\mathbb{P}(\hat{v}_{ML} = v^*) \leq \frac{2T + 1}{(T + 1)^2}; \text{ and} \quad (3)$$

- (c) *the expected hop-distance between the true source  $v^*$  and its estimate  $\hat{v}_{ML}$  is lower bounded by*

$$\mathbb{E}[d_H(v^*, \hat{v}_{ML})] \geq \frac{T^3}{9(T + 1)^2}. \quad (4)$$

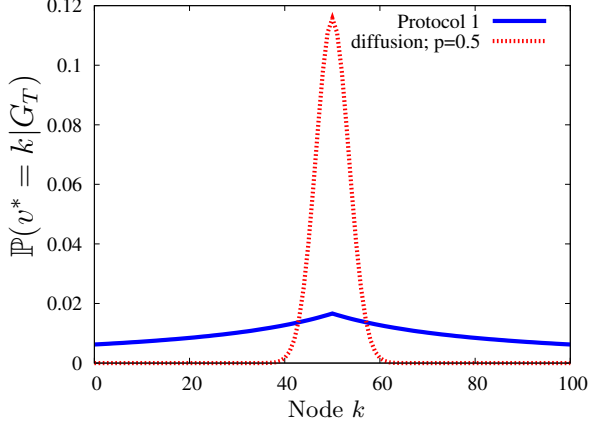
Compared to the (fastest-spreading) deterministic spreading model with a spreading rate of  $N_T = 2T + 1$ , Protocol 1 is slower by a factor of 2. This type of constant-factor loss in the spreading rate is inevitable: the only way to deviate from the deterministic spreading model is to introduce appropriate delays. The probability of detection is  $2/\mathbb{E}[N_T] + o(1/\mathbb{E}[N_T])$ , which is almost perfect obfuscation up to a factor of 2. Further, the expected distance of the true source from the ML source estimate scales linearly with the size of the infection  $\mathbb{E}[N_T]$ , which is the best separation one can hope to achieve.

For a fixed  $T$ , consider a finite ring graph of size larger than  $2T + 1$ . If the source  $v^*$  is chosen uniformly at random on the ring and its message is spread according to Protocol 1, then

$$\mathbb{P}(v^* = k \mid |V_T| = m) = \frac{1}{m} + O\left(\frac{1}{m^2}\right), \quad (5)$$

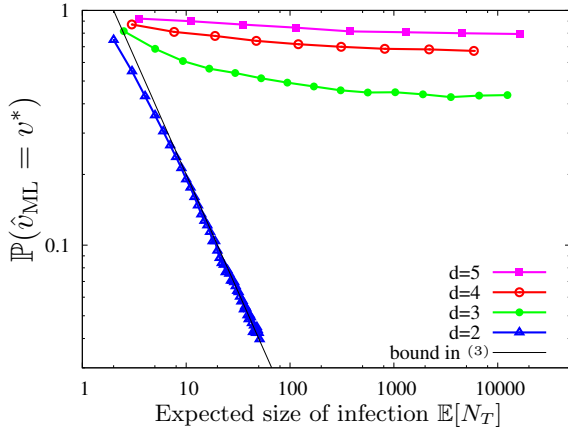
for all  $k \in V_T$  and  $m \leq 2T + 1$ . This follows from the exact computation of the posterior distribution which is done in

Remark A.1 (at the end of Appendix A). For an example with  $m = 101$ , Figure 2 illustrates how Protocol 1 flattens the posterior distribution compared to the random diffusion model. When messages are sent according to the random diffusion model, the source can only hide in the central part, which has width  $O(\sqrt{T})$ , leading to a probability of source detection on the order of  $1/\sqrt{T}$  [27].



**Figure 2: Protocol 1 has a close to uniform posterior distribution  $\mathbb{P}(v^* = k | V_T = \{1, \dots, 101\})$ .**

On an infinite line, Protocol 1 provides maximum protection, since the probability of detection scales as  $1/\mathbb{E}[N_T]$  for any  $T$ . When Protocol 1 is applied to regular trees with larger degree, the infected subgraph contains exponentially many paths from the source to the leaves. Thus with positive probability,  $V_T$  will include multiple paths starting at  $v^*$  of length close to  $T$ . In such cases, the Jordan center (i.e., the node with the smallest maximum distance to every other node in the graph) matches the source with positive probability, as shown in Figure 3 for different  $d$ -regular trees.



**Figure 3: Detection probability versus the average size of infection on regular trees using Jordan center estimator.**

## 2.2 Spreading on a regular tree

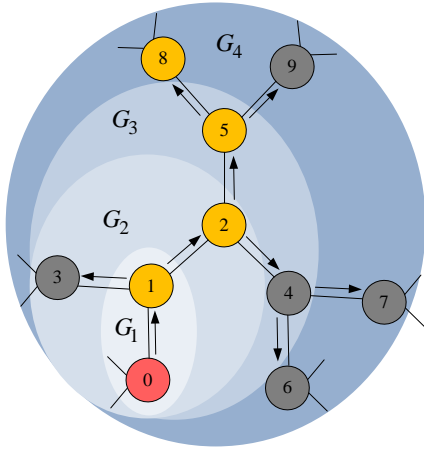
Consider the case when the underlying contact network is an infinite  $d$ -regular tree with  $d$  larger than two. Analogous

to the line network, the fastest spreading protocol infects all the uninfected neighbors at each timestep. This spreads fast, infecting  $N_T = 1 + d((d-1)^T - 1)/(d-2)$  nodes at time  $T$ , but the source is trivially identified as the center of the infected subtree. In this case, the infected subtree is a balanced regular tree where all leaves are at equal depth from the source.

Now consider a random diffusion model. At each timestep, each uninfected neighbor of an infected node is independently infected with probability  $p$ . In this case,  $\mathbb{E}[N_T] = 1 + pd((d-1)^T - 1)/(d-2)$ , and it was shown in [27] that the probability of correct detection for the maximum likelihood estimator of the rumor source is  $\mathbb{P}(\hat{v}_{ML} = v^*) \geq C_d$  for some positive constant  $C_d$  that only depends on the degree  $d$ . Hence, the source is only hidden in a constant number of nodes close to the center, even when the total number of infected nodes is arbitrarily large.

We present a protocol that spreads the message fast ( $N_T = O((d-1)^{T/2})$ ) and hides the source within a constant fraction of the infected nodes ( $\mathbb{P}(\hat{v}_{ML} = v^*) = O(1/N_T)$ ). In a regular tree with degree larger than two, a large fraction of the nodes in the infected subtree are leaf nodes. Protocol 2 is designed such that at each timestep  $t$ , the infected subtree  $G_t$  is a balanced regular tree with the true source hiding in one of its leaves. To ensure this, each infected node  $u$  keeps two state variables: a binary variable  $s_{1,u} \in \{0, 1\}$  and a non-negative integer  $s_{2,u} \in \{0, 1, 2, \dots, t\}$ . The binary state  $s_{1,u}$  marks the ‘virtual sources’ (the Jordan centers) of the infected subtree  $G_t$ ; if  $s_{1,u} = 1$ , then node  $u$  will be the Jordan center of the graph at some point in the future. The integer state  $s_{2,u}$  keeps track of the eventual ‘height’ of node  $u$  in the infected subtree. After some number of timesteps, the distance from  $u$  to the closest leaf in the infected subtree will cease to change; the height of node  $u$  is this distance. These state variables indicate the state of each node with respect to  $G_t$  at the time the node got infected, and is constant over time.

At time  $t = 0$ , the source node  $v^*$  is initialized with  $s_{1,v^*} = 1$  and  $s_{2,v^*} = 0$ . At time  $t = 1$ ,  $v^*$  selects, uniformly at random, one of its neighboring nodes (say node  $u$ ) and passes the updated state variables  $s_{1,u} = 1$  and  $s_{2,u} = 1$  along with the message to  $u$ . The first state  $s_{1,u} = 1$  indicates that node  $u$  is one of the ‘virtual sources’. The second state  $s_{2,u} = 1$  indicates that node  $u$  will eventually be at height 1 in the infected subtree. Afterwards, the protocol iterates the following procedures. Any infected node  $v$  that is not a future virtual source creates ‘offsprings’ that are not virtual sources ( $s_{1,v'} = 0$ ) and have heights decreased by one ( $s_{1,v'} = s_{1,v} - 1$ ). Any node  $v$  with height zero (i.e.,  $s_{2,v} = 0$ ) stops spreading the infection in order to ensure that  $v$  and the true source are at the same depth from the center of  $G_t$  for any  $t$ . An infected node  $v$  that is a future virtual source proceeds similarly, with one difference: it chooses one of its neighbors to be a virtual source with the second state incremented by one, i.e.  $s_{2,v'} = s_{2,v} + 1$ . Protocol 2 summarizes this process and Figure 4 illustrates that if the contact network is a regular tree, this process keeps the infected subtree balanced and regular, with the true source hiding among the leaves.



**Figure 4: Spreading on a tree.** The red node is the rumor source. Yellow nodes denote nodes with  $s_{1,v} = 1$ , i.e. they have been (or will be) virtual sources of the infected subgraph.

Figure 4 shows an example of this spreading algorithm. At time  $t = 0$ , node  $v^* = 0$  starts spreading a rumor in the network. At  $t = 1$ , node 0 infects node 1 and sets  $s_{1,1} = 1$  and  $s_{2,1} = 1$ . At  $t = 2$ , node 1 infects node 3 and sets  $s_{1,3} = 0$  and  $s_{2,3} = 0$ . Node 1 also infects node 2 and sets  $s_{1,2} = 1$  and  $s_{2,2} = 2$ . At  $t = 3$ , node 2 infects node 4 and sets  $s_{1,4} = 0$  and  $s_{2,4} = 1$ . Node 2 also infects node 5 and sets  $s_{1,5} = 1$  and  $s_{2,5} = 3$ . Observe that node 3 will not infect any of its neighbors because  $s_{1,3} = 0$  and  $s_{2,3} = 0$ .

#### Protocol 2

**Require:** contact network  $G = (V, E)$ , source  $v^*$ , time  $T$

**Ensure:** infected subgraph  $G_T$

```

1:  $G_T \leftarrow \{v^*\}$ 
2:  $s_{1,v^*} \leftarrow 1$  and  $s_{2,v^*} \leftarrow 0$ 
3:  $v^*$  selects one of its neighbors  $u$  at random
4:  $G_T \leftarrow G_T \cup \{u\}$ 
5:  $s_{1,u} \leftarrow 1$  and  $s_{2,u} \leftarrow 1$ 
6:  $t \leftarrow 1$ 
7: for  $t \leq T$  do
8:   for all  $v \in G_T - \{v^*\}$  with  $s_{2,v} > 0$  do
9:     if  $s_{1,v} = 1$  then
10:       $v$  selects one of its uninfected neighbors  $u$  at
      random
11:       $G_T \leftarrow G_T \cup \{u\}$ 
12:       $s_{1,u} \leftarrow 1$  and  $s_{2,u} \leftarrow s_{2,v} + 1$ 
13:   for all uninfected neighboring nodes  $w$  do
14:      $G_T \leftarrow G_T \cup \{w\}$ 
15:      $s_{1,w} \leftarrow 0$  and  $s_{2,w} \leftarrow s_{2,v} - 1$ 
16:    $t \leftarrow t + 1$ 

```

The following proposition shows that under Protocol 2, all leaves are equally likely to have been the source.

**PROPOSITION 2.2.** *Suppose that the underlying contact network  $G$  is an infinite  $d$ -regular tree with  $d > 2$ , and one node  $v^*$  in  $G$  starts to spread a message according to Protocol 2 at time  $t = 0$ . At a certain time  $T \geq 0$  an adversary estimates the location of the source  $v^*$  using the maximum likelihood*

estimator  $\hat{v}_{\text{ML}}$ . Then the following properties hold for Protocol 2:

(a) the number of infected nodes at time  $T \geq 1$  is at least

$$N_T \geq \frac{(d-1)^{(T+1)/2}}{d-2}; \quad (6)$$

(b) the probability of source detection for the maximum likelihood estimator at time  $T$  is

$$\mathbb{P}(\hat{v}_{\text{ML}} = v^*) = \frac{d-1}{2 + (d-2)N_T}; \text{ and} \quad (7)$$

(c) the expected hop-distance between the true source  $v^*$  and its estimate  $\hat{v}$  is lower bounded by

$$\mathbb{E}[d_H(v^*, \hat{v}_{\text{ML}})] \geq \frac{T}{2}. \quad (8)$$

Equation (6) shows that the spreading rate of Protocol 2 is  $O((d-1)^{T/2})$ , which is slower than the deterministic spreading model that infects  $O((d-1)^T)$  nodes at time  $T$ . This is inevitable, as we explained in relation to Proposition 2.1.

Notice that this messaging protocol is naturally decentralized: at each time step, the infecting node sends the message and two states to the newly infected nodes. However, this protocol fails to protect the identity of the source whenever  $G$  is not a tree with  $d > 2$  – for example, when the contact network is a line. On a line, there are only two leaves in  $G_T$ , so at any given time  $T$ , the source can be detected with probability  $1/2$ , independent of the size of the infected subgraph. Another drawback of this approach compared to Protocol 1, is that not all the nodes in  $G$  will be ‘eventually’ infected. For instance, the neighbors of the source node that are not chosen in the first step are never infected. In the following section, we address these issues and propose a new messaging protocol that combines the key ideas of both spreading models presented in this section.

### 3. ADAPTIVE DIFFUSION

The messaging protocols presented in Sections 2.1 and 2.2 provide provable anonymity guarantees for line graphs and  $d$ -regular trees with  $d > 2$ , respectively. Building on the ideas behind these two protocols, we introduce a new protocol that hides the source on all infinite regular trees (including lines). We call this protocol *adaptive diffusion* to emphasize the fact that the protocol adapts the infection rate and direction as a function of time.

Recall that the design goals of an anonymous messaging protocol are (a) fast spreading rate, (b) obfuscation of the source of the message and (c) minimal disclosure. To spread fast, we infect exponentially many nodes in each timestep. To provide maximum protection, we adapt the infection rate and direction so that the infected subtree  $G_t$  has a special symmetrical structure for any  $t$ . Due to the symmetrical structure of  $G_t$ , the source is equally likely to have been any of the infected nodes. To achieve minimal disclosure, we do not pass metadata to any nodes except a small set of virtual sources, which can be chosen from a set of trustworthy nodes in practice.

We step through the intuition of the adaptive diffusion spreading model with an example, partially illustrated in Figure 5.



Suppose we have an underlying infinite  $d$ -regular tree contact network. The first three steps are always the same. Let the sequence of virtual sources be represented by  $\{v_t\}$ . For  $t = 0$ ,  $v_0 = v^*$ . At time  $t = 1$ , the rumor source  $v^*$  selects, uniformly at random, one of its neighbors to be the virtual source  $v_1$  and passes the message to it. Next at  $t = 2$ , the new virtual source  $v_2 = v_1$  infects all its uninfected neighbors forming a  $d$ -ary tree of depth one ( $G_2$  in left panel of Figure 5). As the time transitions from  $t = 2$  to  $t = 3$ , (and all subsequent transitions from even to odd timesteps),  $v_2$  has two options: it can either keep the virtual source token, or it can pass it along.

If  $v_2$  chooses to remain the virtual source i.e.,  $v_3 = v_2$ , it passes ‘infection messages’ to all the leaf nodes in the infected subtree, telling each leaf to infect all uninfected neighbors. Since the virtual source is not connected to the leaf nodes in the infected subtree, these infection messages get relayed by interior nodes of the subtree; this leads to  $N_T$  messages getting passed in total (we assume this happens instantaneously). These messages cause the rumor to spread symmetrically in all directions at  $t = 3$ . In timestep  $t = 4$ , the virtual source remains fixed ( $v_4 = v_3$ ), and no more spreading occurs ( $G_3$  in right panel).

If  $v_2$  does *not* choose to remain the virtual source, it passes the virtual source token to a randomly chosen neighbor  $v_3$ , excluding the neighbor that infected the current virtual source (in this example,  $v_0$ ). Thus, if the virtual source moves, it moves away from the true source by one hop. Once the new node  $v_3$  receives the virtual source token, it again passes infection messages to its leaves. However, these messages do not get passed back in the direction of the previous virtual source; this causes the infection to spread asymmetrically over only one subtree of the infected graph ( $G_3$  in left panel). In the subsequent timestep ( $t = 4$ ), the virtual source remains fixed ( $v_4 = v_3$ ) and passes the same messages again. After this second round of asymmetric spreading, the infected graph is once again symmetric about the virtual source  $v_4$  ( $G_4$  in left panel).

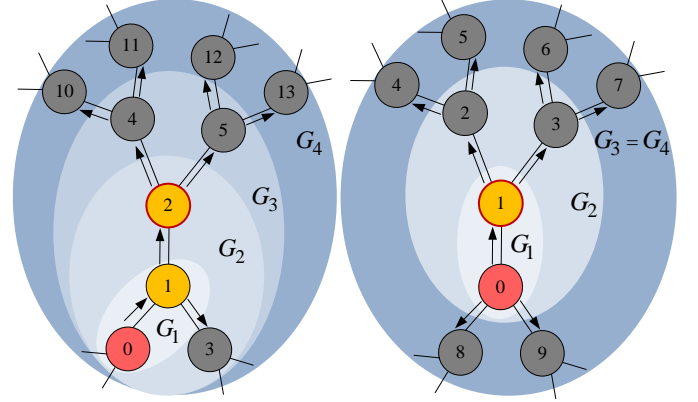
This approach, which is described more generally in Protocol 3, ensures that for  $t$  even,  $G_t$  is always a complete  $(d-1)$ -ary tree of depth  $t/2$  with the exception that the root has  $d$  (instead of  $d-1$ ) children. For  $t$  odd,  $G_t$  can have one of two possible structures. (1) If the previous virtual source keeps the token,  $G_t$  is a  $(d-1)$ -ary tree of depth  $(t+1)/2$  with the exception that the root has  $d$  children. (2) If the previous virtual source passes the token,  $G_t$  is made up of two complete  $(d-1)$ -ary trees of depth  $(t-1)/2$  each, with their roots connected by an edge. In the second case,  $G_t$  is symmetric about the edge connecting both roots. These graph structures are illustrated in Figure 5.

Our message spread is entirely dependent on the probability of a virtual source node keeping the virtual source token at the end of each even timestep. We denote this probability by

$$\alpha_d(t, h) \triangleq \mathbb{P}(d_H(v^*, v_{t+1}) = h \mid d_H(v^*, v_t) = h), \quad (9)$$

where  $v^*$  is the true source,  $v_t$  is the virtual source at time  $2t$ ,  $d$  is the degree of the underlying contact network, and  $d_H(v^*, v_t)$  is the hop-distance between  $v^*$  and  $v_t$ . For  $t$  even,

$v_{t/2}$  is the root of  $G_t$ . For instance, at time  $t = 3$ , the virtual source remains at the current node with probability  $\alpha_d(1, 1)$ .



**Figure 5: Adaptive diffusion over regular trees.** Yellow nodes indicate the set of virtual sources (past and present), and for  $T = 4$ , the virtual source node is outlined in red.

The challenge of this algorithm is to design a spreading protocol that harnesses the symmetry of the graph to maximally hide the source. If we represent the evolution of  $G_T$  as a Markov chain, then we should design the parameters  $\alpha_d(t, h)$  of this Markov chain to achieve perfect hiding. Let  $p^{(t)} = [p_h^{(t)}]_{h \in \{1, \dots, t\}}$  denote the probability that the true source  $v^*$  is at depth  $h$  in the tree, such that  $p_h^{(t)} = \mathbb{P}(d_H(v^*, v_t) = h)$ . We desire this probability to be

$$p^{(t)} = \frac{d-2}{(d-1)^t - 1} \begin{bmatrix} 1 \\ (d-1) \\ \vdots \\ (d-1)^{t-1} \end{bmatrix} \in \mathbb{R}^t. \quad (10)$$

Then, by the symmetry of the Markov chain, the likelihood of a node at depth  $d_H(v^*, v_t) = h$  being the source is

$$\mathbb{P}(G_T | v^*) = \frac{1}{d(d-1)^{h-1} p_h^{(t)}} \quad (11)$$

$$= \frac{d-2}{d((d-1)^t - 1)}, \quad (12)$$

independent of  $h$ , where we used the fact that the probability that the Markov chain makes  $h$  choices to move the virtual source to  $v_t$  is  $1/(d(d-1)^{h-1})$ . Hence, all the infected nodes (except for the virtual source) are likely to have been the source of the origin. This statement is made precise in Equation (16).

Considering the random process as a Markov chain over the integer valued state  $d_H(v^*, v_t)$ , the  $\alpha_d(t, h)$  parameters fully describe the transition probability of this Markov chain. The state transition can be represented as the following  $(t+1) \times t$

dimensional column stochastic matrices:

$$p^{(t+1)} = \begin{bmatrix} \alpha_d(t, 1) & & & & \\ 1 - \alpha_d(t, 1) & \alpha_d(t, 2) & & & \\ & 1 - \alpha_d(t, 2) & \ddots & & \\ & & \ddots & \alpha_d(t, t) & \\ & & & 1 - \alpha_d(t, t) & \end{bmatrix} p^{(t)}. \quad (13)$$

Together with the desired probability distribution in Equation (10), this gives a recursion over  $t$  and  $h$  for computing the appropriate  $\alpha_d(t, h)$ 's. After some algebra and an initial state  $p(1) = 1$ , we can compute that the following choice ensures the desired Equation (10):

$$\alpha_d(t, h) = \begin{cases} \frac{(d-1)^{t-h+1}-1}{(d-1)^{t+1}-1} & \text{if } d > 2 \\ \frac{t-h}{t} & \text{if } d = 2 \end{cases} \quad (14)$$

With this choice of parameters, we show that adaptive diffusion spreads fast, infecting  $N_T = O((d-1)^{T/2})$  nodes at time  $T$  and each of the nodes except for the virtual source is equally likely to have been the source.

**THEOREM 3.1.** *Suppose the contact network is a  $d$ -regular tree with  $d \geq 2$ , and one node  $v^*$  in  $G$  starts to spread a message according to Protocol 3 at time  $t = 0$ . At a certain time  $T \geq 0$  an adversary estimates the location of the source  $v^*$  using the maximum likelihood estimator  $\hat{v}_{ML}$ . The following properties hold for Protocol 3:*

(a) *the number of infected nodes at time  $T$  is*

$$N_T \geq \begin{cases} \frac{2(d-1)^{(T+1)/2-d}}{(d-2)} + 1 & \text{if } d > 2 \\ T + 1 & \text{if } d = 2 \end{cases} \quad (15)$$

(b) *the probability of source detection for the maximum likelihood estimator at time  $T$  is*

$$\mathbb{P}(\hat{v}_{ML} = v^*) \leq \begin{cases} \frac{d-2}{2(d-1)^{(T+1)/2-d}} & \text{if } d > 2 \\ (1/T) & \text{if } d = 2 \end{cases} \quad (16)$$

(c) *the expected hop-distance between the true source  $v^*$  and its estimate  $\hat{v}_{ML}$  under maximum likelihood estimation is lower bounded by*

$$\mathbb{E}[d(\hat{v}_{ML}, v^*)] \geq \frac{d-1}{d} \frac{T}{2}. \quad (17)$$

Knowing the form of  $\alpha_d(t, h)$ , we revisit the example in Figure 5. At time  $t = 0$ , node  $v^* = 0$  starts spreading a rumor in the network. Initially, node 0 has the virtual source token. At  $t = 1$ , node 0 infects node 1 (with probability  $1/3$ ), sets  $h = 1$ , and passes the virtual source token to node 1. At  $t = 2$ , node 1 infects its uninfected neighbors: nodes 2 and 3. At the end of  $t = 2$ , node 1 (the virtual source) keeps the virtual source token with probability  $\alpha(2, 1, 3) = 3/7$ . In the left panel of Figure 5, the virtual source chooses to pass the virtual source to node 2, with hop-distance parameter  $h = 2$ . Thus, at  $t = 3$ , former virtual source 1 passes an infection message to node 2; since 2 is a leaf, it infects its neighbors, 4 and 5. At  $t = 4$ , node 2 would pass infection messages to nodes 4 and 5, causing four more infections (not

---

### Protocol 3

---

**Require:** contact network  $G = (V, E)$ , source  $v^*$ , time  $T$

**Ensure:** infected subgraph  $G_T$

```

1:  $G_T \leftarrow \{v^*\}$ ,  $h \leftarrow 0$ ,  $v_0 \leftarrow v^*$ 
2:  $v^*$  selects one of its neighbors  $u$  at random
3:  $G_T \leftarrow G_T \cup \{u\}$ ,  $h \leftarrow 1$ ,  $v_1 \leftarrow u$ 
4: let  $N(u)$  represent  $u$ 's neighbors
5:  $G_T \leftarrow G_T \cup \{N(u) - v^*\}$ ,  $v_2 \leftarrow v_1$ 
6:  $t \leftarrow 3$ 
7: for  $t \leq T$  do
8:    $v_{t-1}$  selects a random variable  $X \sim U(0, 1)$ 
9:   if  $X \leq \alpha_d(t, h)$  then
10:     for all  $v \in N(v_{t-1})$  do
11:       Infection Message( $G, v_{t-1}, v, G_T$ )
12:   else
13:      $v_{t-1}$  randomly selects  $u \in \{N(v_{t-1}) - v_{t-2}\}$ 
14:      $h \leftarrow h + 1$ 
15:      $v_t \leftarrow u$ 
16:     for all  $v \in \{N(v_t) - v_{t-1}\}$  do
17:       Infection Message( $G, v_t, v, G_T$ )
18:     if  $t + 1 > T$  then
19:       break
20:     Infection Message( $G, v_t, v, G_T$ )
21:    $t \leftarrow t + 2$ 
22: procedure INFECTION MESSAGE( $G, u, v, G_T$ )
23:   if  $v \in G_T$  then
24:     for all  $w \in \{N(v) - u\}$  do
25:       Infection Message( $G, v, w, G_T$ )
26:   else
27:      $G_T \leftarrow G_T \cup \{v\}$ 
```

---

pictured). At this point, 2 would be at the center of the infected subgraph. The rightmost panel of Figure 5 shows the spread if 1 chooses to remain the virtual source. It passes infection messages in *every* direction, so the infection spreads symmetrically in one timestep.

## 4. GENERAL CONTACT NETWORKS

In this section, we study the performance of adaptive diffusion on general networks. Our main observation is that the same anonymity guarantees hold even when the underlying graph is cyclic, irregular, and finite.

### 4.1 Irregular tree networks

Our first generalization involves tree networks with potentially different degrees at the vertices. We first show an efficient message passing method for computing the maximum likelihood source estimate over irregular trees. Using this estimate, we show, via simulations, that adaptive diffusion performs just as well as earlier.

**Efficient ML estimation.** To keep the discussion simple, we will assume that  $T$  is even. The same approach can be taken to derive similar expressions when  $T$  is odd. Since the spreading pattern in adaptive diffusion is entirely deterministic given the sequence of virtual sources at each time step, computing the likelihood  $\mathbb{P}(G_T | v^* = v)$  is equivalent to computing the probability of the virtual source moving from  $v$  to  $v_T$  over  $T$  time steps. On trees, there is only one path from  $v$  to  $v_T$  and since we do not allow the virtual source to “back-track”, we only need to compute the probability of every



virtual source sequence  $(v_0, v_1, \dots, v_T)$  that meets the constraint  $v_0 = v$ . Due to the Markov property from adaptive diffusion, we have  $\mathbb{P}(G_T | v_0, v_1, \dots, v_T) = \prod_{i=0}^{T-1} \mathbb{P}(v_{i+1} | v_i)$ . Further, each  $\mathbb{P}(v_{i+1} | v_i)$  evaluates to  $\alpha_d(i, h_i)$  if  $v_i = v_{i-1}$  and  $\frac{1 - \alpha_d(i, h_i)}{\deg(v_i) - 1}$  otherwise. Here  $\deg(v_i)$  denotes the degree of node  $v_i$  in  $G$ , and  $h_i$  is shorthand for the distance between the true source and the virtual source at time  $i$ ,  $d_H(v_0, v_i)$ . Given a virtual source path  $\mathcal{P} = (v_0, \dots, v_T)$ , let  $\mathcal{J}(\mathcal{P}) = (j_1, \dots, j_{d_H(v_0, v_T)})$  denote the timesteps at which a new virtual source is introduced, with  $1 \leq j_i \leq T$ . It always holds that  $j_1 = 1$  because the true source always chooses a new virtual source at  $T = 1$ . If the virtual source at  $T = 1$  were to keep the token exactly twice after receiving it, then  $j_2 = 4$ , and so forth. To find the likelihood of a node being the true source, we must sum over *all* such paths

$$\mathbb{P}(G_T | v_0) = \sum_{\mathcal{P}} \underbrace{\frac{1}{\deg(v_0)} \prod_{k=1}^{d_H(v_0, v_T)-1} \frac{1}{\deg(v_{j_k}) - 1}}_A \underbrace{\prod_{m=2}^{T/2} (\mathbb{1}_{\{m \in \mathcal{J}(\mathcal{P})\}} \alpha_d(m, h_m) + \mathbb{1}_{\{m \notin \mathcal{J}(\mathcal{P})\}} (1 - \alpha_d(m, h_m)))}_B, \quad (18)$$

where  $\mathbb{1}$  denotes the indicator function. Intuitively, part  $A$  of the above expression is the probability of choosing the set of virtual sources specified by  $\mathcal{P}$ , and part  $B$  is the probability of keeping or passing the virtual source token at the specified timesteps. Since the minimum-distance path between two nodes in a tree is unique, part  $A$  is identical for all paths  $\mathcal{P}$  between a fixed candidate  $v_0$  and the final virtual source  $v_T$ . Pulling  $A$  out of the summation, we wish to compute the summation over all valid paths  $\mathcal{P}$  of part  $B$  (for ease of exposition, we will use  $B$  to refer to this whole summation). However, there are combinatorially many valid paths.

We address this challenge by making two observations: (1) Over regular trees,  $\mathbb{P}(G_T | u) = \mathbb{P}(G_T | w)$  for any  $u \neq w \in G_T$ , even if they are different distances from the virtual source. (2) Part  $B$  is identical for regular and irregular graphs, as long as the distance from the candidate source node to  $v_T$  is the same in both. That is, let  $\tilde{G}_T$  denote an infected subtree over an irregular tree network, with virtual source  $\tilde{v}_T$ , and  $G_T$  will denote a regular infected subtree with virtual source  $v_T$ . For candidate sources  $\tilde{v}_o \in \tilde{G}_T$  and  $v_o \in G_T$ , if  $d_H(\tilde{v}_T, \tilde{v}_o) = d_H(v_T, v_o) = h$ , then part  $B$  of the likelihood computation for both nodes will be equal. So to find the likelihood of  $\tilde{v}_o \in \tilde{G}_T$ , we can solve for part  $B$  using the likelihood of  $v_o \in G_T$ , and compute part  $A$  using the degree information of every node in the infected, irregular subgraph.

Part  $A$  can be computed efficiently for irregular graphs with a simple message-passing algorithm. In this algorithm, each node  $\tilde{v}_o$  multiplies its degree information  $(1/(\deg(\tilde{v}_o) - 1))$  by a cumulative likelihood that gets passed from the leaves to the virtual source. Thus if there are  $\tilde{N}_T$  infected nodes in  $\tilde{G}_T$ , part  $A$  of  $\mathbb{P}(\tilde{G}_T | \tilde{v}_o)$  for every  $\tilde{v}_o \in \tilde{G}_T$  can be computed by passing  $O(\tilde{N}_T)$  messages.

To solve for part  $B$ , note that over regular graphs, part  $A$  evaluates to  $1/d_o \cdot (d_o - 1)^{-d_H(v_0, v_T)+1}$ , where  $d_o$  is the degree

of the regular graph. If  $v_{\text{leaf}} \in G_T$  is a leaf node and  $G$  is a regular tree, we get

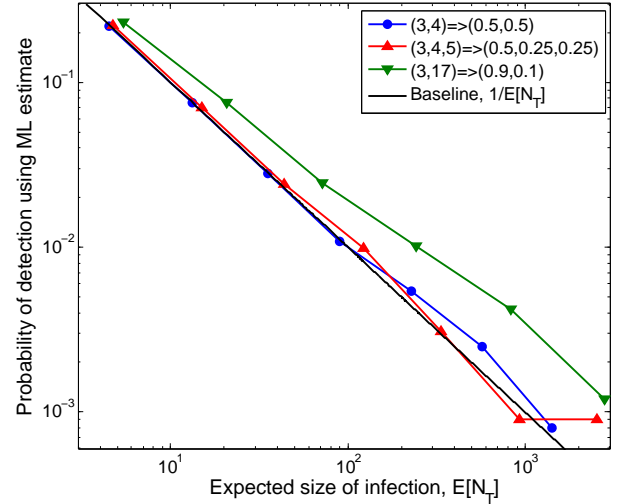
$$\mathbb{P}(G_T | v_{\text{leaf}}) = \underbrace{\frac{1}{d_o \cdot (d_o - 1)^{T/2-1}}}_{A_{\text{leaf}}} \underbrace{\prod_{m=1}^{T/2-1} (1 - \alpha_{d_o}(m, h_m))}_{B_{\text{leaf}}} \quad (19)$$

This is because the virtual source must have moved  $T/2$  times in this case. To solve for part  $B$  in (18) for  $\tilde{v}_0$  at distance  $h < T/2$  from  $\tilde{v}_T$ , we make use of observations (1) and (2). Specifically, from observation (1), we have that for a regular tree,

$$\begin{aligned} \mathbb{P}(G_T | v_0) &= \frac{1}{d_o \cdot (d_o - 1)^{h-1}} B_h \\ &= \mathbb{P}(G_T | v_{\text{leaf}}). \end{aligned}$$

From observation (2), we have that  $B = B_h$ . Now that we know  $B$ , we can multiply it by  $A$  to obtain  $\mathbb{P}(\tilde{G}_T | \tilde{v}_0)$ .

**Simulation :** We tested adaptive diffusion over random trees – each node’s degree was i.i.d., drawn from a fixed distribution. Figure 6 illustrates the results of our simulations for three degree distributions, averaged over 10,000 trials. This plot shows that the probability of detection decays nearly at a rate of  $1/\mathbb{E}[N_T]$  implying nearly perfect anonymity. Moreover, the message spreads exponentially quickly over the trees.

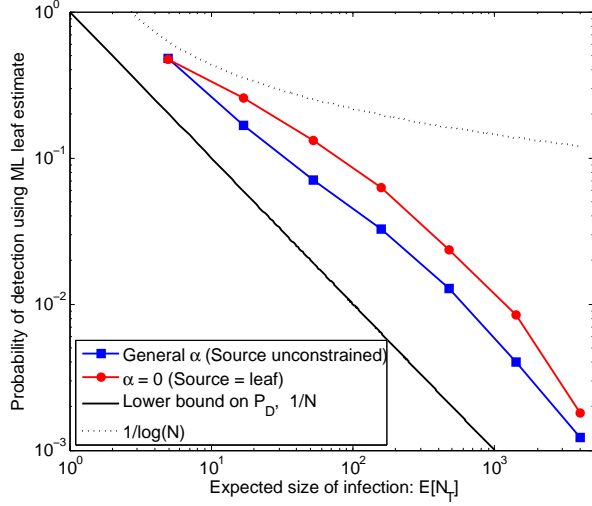


**Figure 6: The probability of detection by the maximum likelihood estimator decays approximately as  $O(1/\mathbb{E}[N_T])$  when adaptive diffusion is run over irregular trees.**

## 4.2 Real World Networks

To understand how the adaptive diffusion algorithm fares in realistic scenarios which involve cycles, we ran the adaptive diffusion algorithm over an underlying connectivity network of 10,000 Facebook users in New Orleans circa 2009, as described by the Facebook WOSN dataset [30]. We eliminated all nodes with fewer than three friends for anonymity (this approach is also taken by Secret), which left us with a network of 9,502 users. Over this underlying network, we selected a node uniformly at random as the rumor source, and

spread the message using adaptive diffusion setting  $d_o = \infty$ , which means that the virtual source is always passed to a new node. To preserve the symmetry of our constructed trees as much as possible, we constrained each infected node to infect a maximum of three other nodes in each time step. We also give the adversary access to the undirected infection subtree, which is overlaid on the underlying contact network. We demonstrate in simulation, cf. Figure 7, that even with this strong side information, the first type of adversary we consider (which has access to the infected subgraph) cannot identify the true message source with high probability.



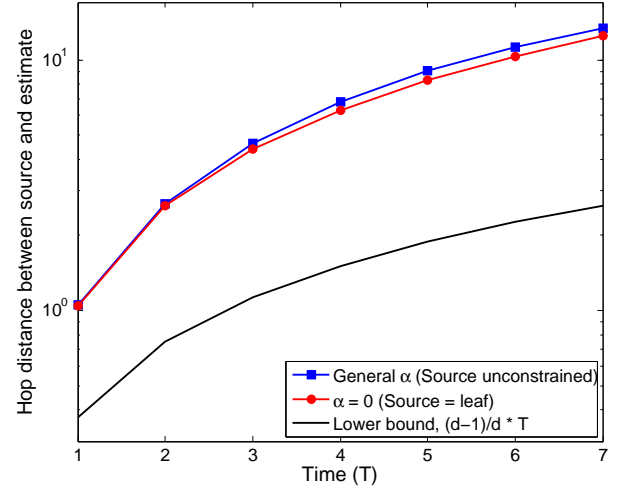
**Figure 7: Near-ML probability of detection for the Facebook graph with adaptive diffusion.**

**Source estimation.** It is computationally expensive to find the exact ML source estimate since there are  $2^T$  possible message trajectories, depending on whether the virtual source stayed or moved at each time step. We note that if the true source is one of the leaves, we can closely approximate the ML estimate *among all leaf nodes*, using the same procedure as described in 4.1, with one small modification: in graphs with cycles, the term  $(deg(v_{j_k}) - 1)$  from equation 18 should be substituted with  $(deg_u(v_{j_k}) - 1)$ , where  $deg_u(v_{j_k})$  denotes the number of uninfected neighbors of  $v_{j_k}$  at time  $j_k$ . Loops in the graph cause this value to be time-varying, and also dependent on the location of  $v_0$ , the candidate true source. We did not approximate the ML estimate for non-leaves because the simplifications used in Section 4.1 to compute the likelihood no longer hold, leading to an exponential increase in the problem dimension. This approach is only an approximation of the ML estimate because the virtual source could move in a loop over the social graph (i.e., the same node could be the virtual source more than once, in nonadjacent time steps). Since the likelihood of this happening is small, we expect our ML approximation to be close to an upper bound on the probability of detection and this is justified numerically in our simulations on the Facebook graph, cf. Figure 7, where we also see that the probability of detection decays approximately as  $O(1/\mathbb{E}[N_T])$ .

**Spreading Rate.** On average, adaptive diffusion reached 96 percent of the network within 10 time steps. On the other hand, the distributed tree-based algorithm from Pro-

tol 2 was typically only able to infect about 10 percent of the Facebook graph nodes in simulation before getting “stuck”, because there were no more uninfected neighbors to receive the virtual source token (i.e. get infected with  $s_{1,v} = 1$ ). Allowing Protocol 2 to reinfect nodes would destroy the symmetry that gives us such strong hiding properties. Adaptive diffusion is immune to this problem because the virtual source can be passed to an already-infected node. Since the minimum node degree in our network is 3, the virtual source will never run out of valid neighbors that can accept the token.

**Hop distance.** We also computed the average distance of the true source from the estimated source *over the infected subtree*, cf. Figure 8. We see that as time progresses, so does the hop distance of the estimated source from the true source. In social networks, nearly everyone is within a very small number of hops (say, 6 hops [29]) from everyone else, so this computation is not as informative in this setting. In dissent networks, the connectivity patterns of the underlying wireless mesh network provides for large diameters in the resulting contact network and the hop distance information is indeed quite relevant.



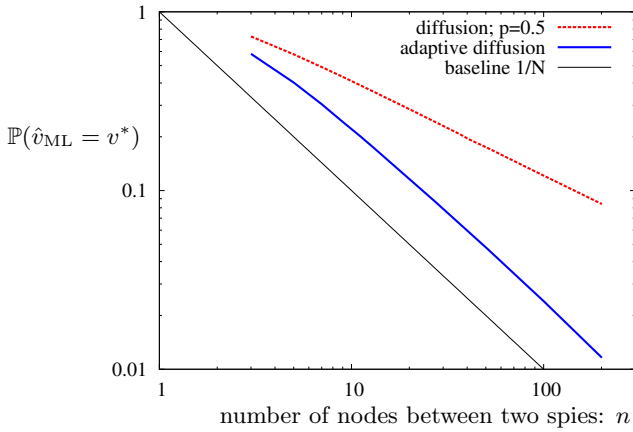
**Figure 8: Hop distance between true source and estimated source over infection subtree for adaptive diffusion over the Facebook graph.**

## 5. SPY ADVERSARIAL MODELS

We study a different type of adversary in this section, and show that the adaptive diffusion still effectively hides the source. The adversarial model assumed so far is stylized, although is standard in a long line of literature in rumor source detection [25, 27, 26, 28, 32, 24]. In practice, it is unlikely to observe the state of all nodes. However, it is likely that a subset of colluding users might try to find the source of a rumor based on the timing when each of the colluding users has received the rumor. This type of adversary has also been studied in rumor source detection [33, 17, 23]. We ask the reverse question of hiding the source under such an adversarial model.

We consider a setting where the contact network is an infinite line and there are two colluding adversarial nodes that

are  $n + 1$  hops apart. We assume that any of the  $n$  nodes in the middle are equally likely to be the source, and messages are spread until both adversarial nodes receive the message. Let  $T_1$  and  $T_2$  denote the time the spy nodes on the left and right receive the message, respectively. Since the time is known only relatively (the adversary does not know when the infection started), the adversary make an inference on the source location based solely on the difference of the time  $T_2 - T_1$ . We consider the ML estimator  $\hat{v}_{ML}$  and in Figure 9 we plot the probability of detection for the random diffusion with  $p = 0.5$  (cf. Section 2) and the adaptive diffusion. For adaptive diffusion the detection probability scales as  $1/n$  where  $n$  is the number of nodes between the two adversaries, whereas detection probability for random adaptive diffusion scales as  $1/\sqrt{n}$ . We have a complicated but analytical expression for the detection probability, and can only evaluate it numerically.

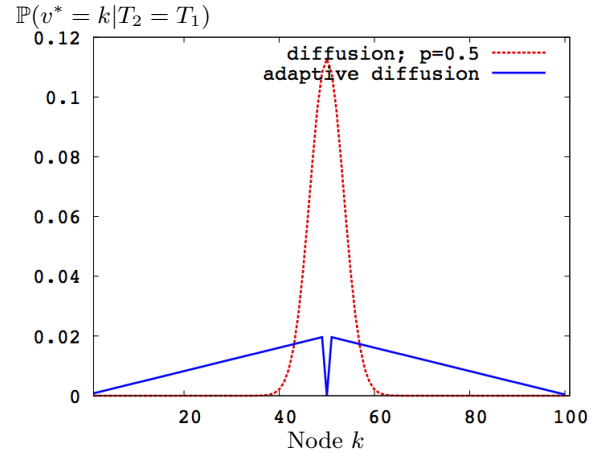


**Figure 9: Adaptive diffusion improves significantly over diffusion, achieving probability of detection scaling as  $1/n$ .**

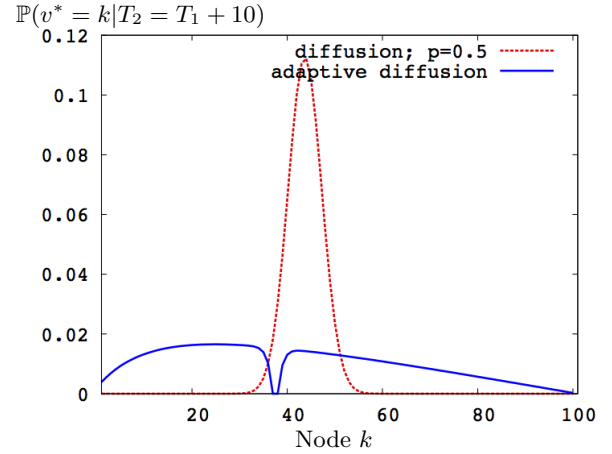
The strength of adaptive diffusion is clearly illustrated when we compare the posterior probabilities. We consider an example with  $n = 101$  nodes between the two spies, and compute the posterior probability for two cases: when the observed timestamps are the same, i.e.  $T_2 = T_1$ , and when the observed timestamps differ by 25, i.e.  $T_2 = T_1 + 25$ . In Figure 10, we plot  $\mathbb{P}(v^* = k | T_2 = T_1)$  for each node  $k \in \{1, \dots, 101\}$ , and in Figure 11, we plot  $\mathbb{P}(v^* = k | T_2 = T_1 + 25)$ . In both cases, adaptive diffusion achieves near uniform posterior distribution, suggesting that the source within a constant fraction of the infected nodes  $n$ , similar to Figure 2. In comparison, the diffusion with  $p = 0.5$  has an exponentially decaying posterior distribution, and the location of the source concentrates within  $\sqrt{n}$  neighborhood of the MAP estimate, suggesting that the probability of detection decays as  $1/\sqrt{n}$ .

## 6. SYSTEM ISSUES

Anonymous messaging is addressed by a variety of systems in the modern Internet; Table 1 summarizes the features of several existing messaging platforms. We envision a messaging platform based on adaptive diffusion built on top of existing distributed and secure communication frameworks, like



**Figure 10: Posterior distribution when spies observe  $T_2 = T_1$ .**



**Figure 11: Posterior distribution when spies observe  $T_2 = T_1 + 25$ .**

Tox [4] and possesses all the features we desire – distributed implementation, broadcast capabilities and anonymity guarantees. This is work in progress.

## 7. REFERENCES

- [1] Bit torrent. <http://www.bittorrent.com/>.
- [2] A glimpse at the packet sniffing that the nsa does. [http://www.liveleak.com/view?i=6a1\\_1376067162](http://www.liveleak.com/view?i=6a1_1376067162).
- [3] Secret. <https://www.secret.ly>.
- [4] Tox. [www.tox.im](http://www.tox.im).
- [5] Whisper. <http://whisper.sh>.
- [6] Yik yak. <http://www.yikyakapp.com/>.
- [7] D. Chaum. The dining cryptographers problem: Unconditional sender and recipient untraceability. *Journal of cryptology*, 1(1), 1988.
- [8] I. Clarke, O. Sandberg, B. Wiley, and T.W. Hong. Freenet: A distributed anonymous information storage and retrieval system. In *Designing Privacy Enhancing Technologies*. Springer, 2001.
- [9] H. Corrigan-Gibbs and B. Ford. Dissent: accountable

	Distributed	One-to-many	Anonymous
Tor			
OneSwarm	Yes	No	Yes
TorChat			
Bleep	Yes	No	No
Whisper			
Secret Rooms	No	Yes	Yes
Adaptive Diffusion	Yes	Yes	Yes

**Table 1: Existing messaging applications.**

- anonymous group messaging. In *Proc. CCS*. ACM, 2010.
- [10] R. Dingledine, M.J. Freedman, and D. Molnar. The free haven project: Distributed anonymous storage service. In *Designing Privacy Enhancing Technologies*. Springer, 2001.
- [11] R. Dingledine, N. Mathewson, and P. Syverson. Tor: The second-generation onion router. Technical report, DTIC Document, 2004.
- [12] V. Fioriti and M. Chinnici. Predicting the sources of an outbreak with a spectral technique. *arXiv preprint arXiv:1211.2333*, 2012.
- [13] M.J. Freedman and R. Morris. Tarzan: A peer-to-peer anonymizing network layer. In *Proc. CCS*. ACM, 2002.
- [14] S. Goel, M. Robson, M. Polte, and E. Sirer. Herbivore: A scalable and efficient protocol for anonymous communication. Technical report, Cornell University, 2003.
- [15] P. Golle and A. Juels. Dining cryptographers revisited. In *Advances in Cryptology-Eurocrypt 2004*. Springer, 2004.
- [16] T. Isdal, M. Piatek, A. Krishnamurthy, and T. Anderson. Privacy-preserving p2p data sharing with oneswarm. In *ACM SIGCOMM Computer Communication Review*, volume 40, pages 111–122. ACM, 2010.
- [17] A. Y. Lokhov, M. Mézard, H. Ohta, and L. Zdeborová. Inferring the origin of an epidemic with dynamic message-passing algorithm. *arXiv preprint arXiv:1303.5315*, 2013.
- [18] Wuqiong Luo, W Tay, and Mei Leng. How to identify an infection source with limited observations. 2013.
- [19] E. A. Meirom, C. Milling, C. Caramanis, S. Mannor, A. Orda, and S. Shakkottai. Localized epidemic detection in networks with overwhelming noise. 2014.
- [20] C. Milling, C. Caramanis, S. Mannor, and S. Shakkottai. On identifying the causative network of an epidemic. In *Allerton Conference*, pages 909–914, 2012.
- [21] C. Milling, C. Caramanis, S. Mannor, and S. Shakkottai. Detecting epidemics using highly noisy data. In *MobiHoc*, pages 177–186, 2013.
- [22] Chris Milling, Constantine Caramanis, Shie Mannor, and Sanjay Shakkottai. Network forensics: Random infection vs spreading epidemic. In *Proceedings of the 12th ACM SIGMETRICS/PERFORMANCE Joint International Conference on Measurement and Modeling of Computer Systems*, SIGMETRICS ’12, pages 223–234, New York, NY, USA, 2012. ACM.
- [23] P. C. Pinto, P. Thiran, and M. Vetterli. Locating the source of diffusion in large-scale networks. *Physical review letters*, 109(6):068702, 2012.
- [24] B. A. Prakash, J. Vreeken, and C. Faloutsos. Spotting culprits in epidemics: How many and which ones? In *ICDM*, volume 12, pages 11–20, 2012.
- [25] D. Shah and T. Zaman. Detecting sources of computer viruses in networks: theory and experiment. In *ACM SIGMETRICS Performance Evaluation Review*, volume 38, pages 203–214. ACM, 2010.
- [26] D. Shah and T. Zaman. Finding rumor sources on random graphs. *arXiv preprint arXiv:1110.6230*, 2011.
- [27] D. Shah and T. Zaman. Rumors in a network: Who’s the culprit? *Information Theory, IEEE Transactions on*, 57(8):5163–5181, Aug 2011.
- [28] D. Shah and T. Zaman. Rumor centrality: a universal source detector. In *ACM SIGMETRICS Performance Evaluation Review*, volume 40, pages 199–210. ACM, 2012.
- [29] Johan Ugander, Brian Karrer, Lars Backstrom, and Cameron Marlow. The anatomy of the facebook social graph. *arXiv preprint arXiv:1111.4503*, 2011.
- [30] Bimal Viswanath, Alan Mislove, Meeyoung Cha, and Krishna P. Gummadi. On the evolution of user interaction in facebook. In *Proceedings of the 2nd ACM SIGCOMM Workshop on Social Networks (WOSN’09)*, August 2009.
- [31] L. von Ahn, A. Bortz, and N.J. Hopper. K-anonymous message transmission. In *Proc. CCS*. ACM, 2003.
- [32] Zhaoxu Wang, Wenxiang Dong, Wenyi Zhang, and Chee Wei Tan. Rumor source detection with multiple observations: Fundamental limits and algorithms. 2014.
- [33] K. Zhu and L. Ying. A robust information source estimator with sparse observations. *arXiv preprint arXiv:1309.4846*, 2013.

## APPENDIX

### A. PROOF OF PROPOSITION 2.1

**Spreading rate.** Consider the following time-dependent random walk on  $\mathbb{N}_0 = \{0, 1, \dots\}$ . Let  $x_t$  be the position of a black dot at time  $t$  and assume that  $x_0 = 0$ . At time  $t \geq 1$ , the dot can either move to the right:  $x_t = x_{t-1} + 1$  with probability  $p(t, x_{t-1}) = (x_{t-1} + 1)/(t + 1)$ ; or stay where it is:  $x_t = x_{t-1}$  with probability  $q(t, x_{t-1}) = 1 - p(t, x_{t-1})$ . We claim that  $\mathbb{P}(x_T = k) = 1/(T + 1)$ , for  $k \in \{0, \dots, T\}$ . We will prove this by induction on  $T$ . Observe that for  $T = 1$ ,  $x_1 = x_0 + 1 = 1$  with probability  $1/2$  and  $x_1 = 0$  with probability  $1/2$ . Therefore, the claim is true for  $T = 1$ . Assume it is true for  $T - 1$ . At  $t = T$ ,

$$\begin{aligned}
\mathbb{P}(x_T = 0) &= \mathbb{P}(x_{T-1} = 0) \left(1 - \frac{1}{T+1}\right) = \frac{1}{T+1} \\
\mathbb{P}(x_T = T) &= \mathbb{P}(x_{T-1} = T) \frac{T}{T+1} = \frac{1}{T+1} \\
\mathbb{P}(x_T = k) &= \mathbb{P}(x_{T-1} = k-1) \frac{k}{T+1} + \\
&\quad \mathbb{P}(x_{T-1} = k) \left(1 - \frac{k+1}{T+1}\right) = \frac{1}{T+1},
\end{aligned}$$

for  $k \in \{1, \dots, T-1\}$ . Thus, the claim is true for any  $T$ .

Given  $v^*$  and  $T$ , consider an infected subgraph  $G_T$  generated by Protocol 1.  $G_T$  can be decomposed into two independent chains: the chain to the right of  $v^*$  represented by  $G_T^r$  and the chain to the left of  $v^*$  represented by  $G_T^l$ . Therefore, we can write  $G_T = G_T^r \cup G_T^l \cup \{v^*\}$ , where  $|G_T^r|, |G_T^l| \in \{0, \dots, T\}$ . Protocol 1 spreads on each side of  $v^*$  according to the time-inhomogeneous random walk described above. Hence,  $|G_T^r|$  and  $|G_T^l|$  are independent and identically distributed, and  $\mathbb{P}(|G_T^r| = k) = 1/(T+1)$  for any  $k \in \{0, \dots, T\}$ . The number of infected nodes  $N_T = |G_T| = |G_T^r| + |G_T^l| + 1$  is the sum of two independent and uniformly distributed random variables. Thus, it is distributed according to the triangular distribution:

$$\mathbb{P}(N_T = k) = \frac{1}{(T+1)^2} \begin{cases} k, & k \leq T+1, \\ 2(T+1) - k, & k \leq 2T+1, \end{cases} \quad (20)$$

**Probability of detection.** Assume that the adversary observes an infected subgraph  $G_T$  of size  $N_T = |G_T| = k$ . Moreover, assume that the adversary knows  $T$ . Not knowing  $T$  will only lead to worse performance. If  $k \leq T+1$ , then for any  $v \in G_T$  assumed to be the rumor source, we have that  $|G_T^r| = k_r$ ,  $|G_T^l| = k - k_r - 1$  with  $k_r \in \{0, 1, \dots, T\}$ . Therefore,  $\mathbb{P}(G_T|v) = \mathbb{P}(\{|G_T^r| = k_r\} \cap \{|G_T^l| = k - k_r - 1\}) = 1/(T+1)^2$ . This means that all  $v \in G_T$  are equally likely and the maximum likelihood algorithm would select one node  $v \in G_T$  at random. Hence, the probability of detecting the true source  $\mathbb{P}_{ML}(\text{detection}|G_T, v^*) = 1/(T+1)$  whenever  $k \leq T+1$ . If  $k > T+1$ , then for some nodes  $v \in G_T$ , we have that  $|G_T^r| = k_r$ ,  $|G_T^l| = k - k_r - 1$  with  $k_r > T$  or  $|G_T^r| = k - k_r$ ,  $|G_T^l| = k_l$  with  $k_l > T$ . These nodes could not have generated  $G_T$  in  $T$  time steps and therefore  $\mathbb{P}(G_T|v) = 0$  for all such nodes. The reader can verify that there are  $2k - 2T$  many such nodes. For the other nodes, one can easily verify (similar to above) that  $\mathbb{P}(G_T|v) = 1/(T+1)^2$ . Therefore, the probability of detecting the true source  $\mathbb{P}(\hat{v}_{ML}|G_T, v^*) = 1/(2T-k+1)$  whenever  $k > T+1$ . Putting it all together, we get that

$$\begin{aligned} \mathbb{P}_{ML}(T|v^*) &= \sum_{G_T} \mathbb{P}_{ML}(\text{detection}|G_T, v^*) \mathbb{P}(G_T|v^*) \\ &= \sum_{k=0}^T \frac{1}{k+1} \frac{k+1}{(T+1)^2} \\ &\quad + \sum_{T+1}^{2T} \frac{1}{2T-k+1} \frac{2T-k+1}{(T+1)^2} \\ &= \frac{2T+1}{(T+1)^2}. \end{aligned} \quad (21)$$

Finally, since  $\mathbb{P}_{ML}(T|v^*)$  is not a function of  $v^*$ , we can write  $\mathbb{P}_{ML}(T)$  for the probability of rumor source detection.

We can use the above analysis to compute the exact posterior distribution of Protocol 1 when the underlying contact network is a finite ring. To put a prior on the source location, we fix the observation time  $T$  and consider a finite ring of size larger than  $2T+1$ . Assuming uniform prior for the source location on this finite ring, the next remark provides the posterior distribution of the source, given that we observe infected nodes  $\{1, \dots, m\}$  for some integer  $m \leq 2T+1$ .

REMARK A.1. Let the infected nodes be  $\{1, 2, \dots, m\}$ , then

$$\mathbb{P}(v^* = k|G_T) = \frac{1}{Z_m} \sum_{t=\max\{m-k, k-1\}}^{\infty} \frac{1}{(t+1)^2} \left( \frac{m+1}{(t+2)} - \frac{k(m-k+1)}{(t+2)^2} \right), \quad (22)$$

for all  $k \in [m]$  where  $Z_m$  is the normalizing constant to ensure the probabilities sum to one.

PROOF OF REMARK A.1. Denote the  $m$  infected nodes by  $\{1, \dots, m\}$ , and let  $G^*$  denote the infected subgraph. Then, for  $k \leq (1+m)/2$ ,

$$\mathbb{P}(\text{there exists a time } T \text{ such that } G_T = G^*|v^* = k) \quad (23)$$

$$= \sum_{t=m-k}^{\infty} \mathbb{P}(G_t = G^* \text{ and } G_{t+1} \neq G^*|v^* = k) \quad (24)$$

$$= \sum_{t=m-k}^{\infty} \frac{1}{(1+t)^2} \left( 1 - \left( \frac{t+2-k}{t+2} \right) \left( \frac{t+2-(m-k+1)}{t+2} \right) \right), \quad (25)$$

where the last line follows from Equation (20), where  $\mathbb{P}(|G_T^l| = k-1) = 1/(T+1)$ ,  $\mathbb{P}(|G_T^r| = m-k) = 1/(T+1)$ , and  $\mathbb{P}(\text{no infection at time } t+1|G_t = G^* \text{ and } v^* = k) = ((t+2-k)(t+1+k-m)/(t+2)^2)$ . For  $k \geq (1+m)/2$ , we have a similar formula with summation starting from  $k-1$ . With the uniform prior on the finite ring, this proves Equation (22).  $\square$

## B. PROOF OF PROPOSITION 2.2

First, under Protocol 2,  $G_T$  is a complete  $(d-1)$ -ary tree (with the exception that the root has  $d$  children) of depth  $T/2$  whenever  $T$  is even.  $G_T$  is made up of two complete  $(d-1)$ -ary trees of depth  $(T-1)/2$  each with their roots connected by an edge whenever  $T$  is odd. Therefore, it follows that  $N_T$  is a deterministic function of  $T$  and is given by

$$N_T = \begin{cases} 1, & T = 0, \\ \frac{2(d-1)^{(T+1)/2}}{d-2} - \frac{2}{d-2}, & T \geq 1, T \text{ odd}, \\ \frac{d(d-1)^{T/2}}{d-2} - \frac{2}{d-2}, & T \geq 2, T \text{ even}; \end{cases} \quad (26)$$

The lower bound on  $N_T$  in Equation (6) follows immediately from the above expression.

For any given infected graph  $G_T$ , it can be verified that any non-leaf node could not have generated  $G_T$  under Protocol 2. In other words,  $\mathbb{P}(G_T|v \text{ non-leaf node}) = 0$  and  $v$  could not have started the rumor. On the other hand, we claim that for any two leaf nodes  $v_1, v_2 \in G_T$ , we have that  $\mathbb{P}(G_T|v_1) = \mathbb{P}(G_T|v_2) > 0$ . This is true because for each leaf node  $v \in G_T$ , there exists a sequence of state values  $\{s_{1,u}, s_{2,u}\}_{u \in G_T}$  that evolves according to Protocol 2 with  $s_{1,v} = 1$  and  $s_{2,v} = 0$ . Further, the regularity of the underlying graph  $G$  ensures that all these sequences are equally likely. Therefore, the probability of correct rumor source detection under the maximum likelihood algorithm is given by  $\mathbb{P}_{ML}(T) = 1/N_{l,T}$ , where  $N_{l,T}$  represents the number of

leaf nodes in  $G_T$ . It can be also shown that  $N_{l,T}$  and  $N_T$  are related to each other by the following expression

$$N_{l,T} = \frac{(d-2)N_T + 2}{d-1}. \quad (27)$$

This proves expression for  $\mathbb{P}(\hat{v}_{ML} = v^*)$  given in (7).

**Expected distance.** For any  $v^* \in G$  and any  $T$ ,  $\mathbb{E}[d_H(v^*, \hat{v}_{ML})]$  is given by

$$\mathbb{E}[d_H(v^*, \hat{v}_{ML})] = \sum_{v \in G} \sum_{G_T} \mathbb{P}(G_T | v^*) \mathbb{P}(\hat{v}_{ML} = v) d_H(v^*, v). \quad (28)$$

As indicated above, no matter where the rumor starts from,  $G_T$  is a  $(d-1)$ -ary tree (with the exception that the root has  $d$  children) of depth  $T/2$  whenever  $T$  is even. Moreover,  $\hat{v}_{ML} = v$  with probability  $1/N_{l,T}$  for all  $v$  leaf nodes in  $G_T$ . Therefore, the above equation can be solved exactly to obtain the expression provided in the statement of the proposition.

## C. PROOF OF THEOREM 3.1

**Spreading rate.** Once again, under Protocol 3,  $G_T$  is a complete  $(d-1)$ -ary tree (with the exception that the root has  $d$  children) of depth  $T/2$  whenever  $T$  is even. Whenever  $T$  is odd, with probability  $\alpha(T, h)$ ,  $G_T$  is again such a  $(d-1)$ -ary tree of depth  $(T+1)/2$ . With probability  $1 - \alpha(T, h)$ ,  $G_T$  is made up of two  $(d-1)$ -ary trees of depth  $(T-1)/2$  each with their roots connected by an edge. Therefore, it follows that when  $d > 2$ ,  $N_T$  is given by

$$N_T = \begin{cases} 1, & T = 0, \\ \frac{2(d-1)^{(T+1)/2}}{d-2} - \frac{2}{d-2}, & T \geq 1, T \text{ odd, w.p. } (1 - \alpha), \\ \frac{d(d-1)^{(T+1)/2}}{d-2} - \frac{2}{d-2}, & T \geq 1, T \text{ odd, w.p. } \alpha, \\ \frac{d(d-1)^{T/2}}{d-2} - \frac{2}{d-2}, & T \geq 2, T \text{ even}; \end{cases} \quad (29)$$

Similarly, when  $d = 2$ ,  $N_T$  can be expressed as follows:

$$N_T = \begin{cases} 1, & T = 0, \\ T + 1, & T \geq 1, T \text{ odd, w.p. } (1 - \alpha), \\ T + 2, & T \geq 1, T \text{ odd, w.p. } \alpha, \\ T + 2, & T \geq 2, T \text{ even}; \end{cases} \quad (30)$$

The lower bound on  $N_T$  in Equation (6) follows immediately from the above expressions.

**Probability of detection.** For any given infected graph  $G_T$ , the virtual source  $v_T$  cannot have been the source node, since the true source always passes the token at timestep  $t = 1$ . So  $\mathbb{P}(G_T | v = v_T) = 0$ . We claim that for any two nodes that are not the virtual source at time  $T$ ,  $u, w \in G_T$ ,  $\mathbb{P}(G_T | u) = \mathbb{P}(G_T | w) > 0$ . This is true iff for any non-virtual-source node  $v$ , there exists a sequence of virtual sources  $v_{i=0}^T$  that evolves according to Protocol 3 with  $v_0 = v$  that results in the observed  $G_T$ , and for all  $u, w \in G_T - v_T$ , this sequence has the same likelihood. In a tree, a unique path exists between any pair of nodes, so we can always find a valid path of virtual sources from a candidate node  $u \in G_T - v_T$  to  $v_T$ . We claim that any such path leads to the formation of the observed  $G_T$ . Due to regularity of  $G$  and the symmetry in  $G_T$ , for even  $T$ ,  $\mathbb{P}(G_T | v^{(1)}) = \mathbb{P}(G_T | v^{(2)})$  for all  $v^{(1)}, v^{(2)} \in G_T$  with  $d_H(v^{(1)}, v_T) = d_H(v^{(2)}, v_T)$ . Moreover, recall that the  $\alpha_d(t, h)$ 's were designed to satisfy the distribution in

Equation 10. Combining these two observations with the fact that we have  $(d-1)^h$  infected nodes  $h$ -hops away from the virtual source, we get that for all  $v^{(1)}, v^{(2)} \in G_T - v_T$ ,  $\mathbb{P}(G_T | v^{(1)}) = \mathbb{P}(G_T | v^{(2)})$ . For odd  $T$ , if the virtual source remains the virtual source, then  $G_T$  stays symmetric about  $v_T$ , in which case the same result holds. If the virtual source passes the token, then  $G_T$  is perfectly symmetric about the edge connecting  $v_{T-1}$  and  $v_T$ . Since both nodes are virtual sources (former and present, respectively) and  $T > 1$ , the adversary can infer that neither node was the true source. Since the two connected subtrees are symmetric and each node within a subtree has the same likelihood of being the source by construction (Equation 10), we get that for all  $v^{(1)}, v^{(2)} \in G_T - \{v_T, v_{T-1}\}$ ,  $\mathbb{P}(G_T | v^{(1)}) = \mathbb{P}(G_T | v^{(2)})$ . Thus at odd timesteps,  $\mathbb{P}(\hat{v}_{ML} = v^*) \geq 1/(N_T - 2)$ .