

Efficiency of quantum controlled non-Markovian thermalization

V. Mukherjee,^{1,2} V. Giovannetti,¹ R. Fazio,^{1,3} S. F. Huelga,⁴ T. Calarco,² and S. Montangero²

¹*NEST, Scuola Normale Superiore & Istituto Nanoscienze-CNR, I-56126 Pisa, Italy*

²*Institute for Complex Quantum Systems & IQST, Universität Ulm, D-89069 Ulm, Germany*

³*Centre for Quantum Technologies, National University of Singapore, 117543, Singapore*

⁴*Institut für Theoretische Physik & IQST, Universität Ulm, D-89069 Ulm, Germany*

We study optimal control strategies to optimize the relaxation rate towards the fixed point of a quantum system in the presence of a non-Markovian dissipative bath. Contrary to naive expectations that suggest that memory effects might be exploited to improve optimal control effectiveness, non-Markovian effects influence the optimal strategy in a non trivial way: we present a necessary condition to be satisfied so that the effectiveness of optimal control is enhanced by non-Markovianity subject to suitable unitary controls. For illustration, we specialize our findings for the case of the dynamics of single qubit amplitude damping channels. The optimal control strategy presented here can be used to implement optimal cooling processes in quantum technologies and may have implications in quantum thermodynamics when assessing the efficiency of thermal micro-machines.

I. INTRODUCTION

Controlling quantum systems by using time-dependent fields [1] is of primary importance in different branches of science, ranging from chemical reactions [2, 3], NMR [4], molecular physics [5] to the emergent quantum technologies [6–8]. Investigations on optimal control of open quantum systems mostly focus on memoryless environments [9–11] and specifically on those situations where the reduced dynamics can be described by a Markovian master equation of the Lindblad form [12]. In this context, optimal control applications to open quantum systems have been explored in different settings [5, 13–18] and recently the ultimate limits to optimal control dictated by quantum mechanics in closed and open systems [19–22] and the complexity of dealing with many-body systems [23–25] have been determined. Time-optimal quantum control has been extensively discussed for one qubit systems in a dissipative environment [9, 26] and the optimal relaxation times determined in [27]. These studies might have both fundamental and practical applications, for example in assessing the ultimate efficiency of quantum thermal machines [28], or to implement fast cooling schemes which have already proven to be advantageous [29, 30].

However, introducing a Markovian approximation requires some constraints on system and environment, which may not be valid in general [31, 32]. Consequently, incorporating non-Markovian (NM) effects of the environment, in a sense that will be defined more precisely below, might be a necessity in a many experimental situations. Recently, the possible influence of memory effects on the orthogonality catastrophe [33], on quantum speed of evolution [34] and on quantum control [35, 36] have been analyzed. Here, we present a study of the optimal control strategies to manipulate quantum systems in the presence of NM dissipative baths and compare the performance of optimal control with the case of operating subject to a Markovian (M) environment.

Intuitively, the absence of memory effects in the dy-

namics of open quantum systems is linked to the possibility of identifying well separated time scales in the evolution of system and environment. Recently, a number of proposals have been put forward to quantitatively characterize this effect in terms of explicit non-Markovianity measures [37–40]. In this light, one can define an evolution to be Markovian if described by a quantum dynamical semigroup (time-homogeneous Lindbladian evolution) [41], which would be the traditional Markovianity considered in most previous work on open system control. However, other definitions encompass this as a special case while allowing for more general, non-homogeneous generators, albeit still ensuring the divisibility of the associated dynamical map and the unidirectionality of the system-environment information flow, and therefore the absence of memory effects in the dynamics of the system [42–45]. Relevant for our analysis is the definition of Markovian evolution in terms of the divisibility of the associated dynamical map [46]. When the dynamics is parametrized using a time-local master equation, the requirement of trace and hermiticity preservation, yields a generator of the form

$$\begin{aligned}\dot{\rho}_s(t) &= -i[H_s(t), \rho(t)] + \bar{\mathcal{L}}(t)(\rho(t)) \\ &= -i[H_s(t), \rho(t)] + \sum_k \gamma_k(t)(A_k(t)\rho(t)A_k^\dagger(t) \\ &\quad - \frac{1}{2}\{A_k^\dagger(t)A_k(t)\rho(t)\}),\end{aligned}\quad (1)$$

where $\bar{\mathcal{L}}(t)$ is a time dependent Lindblad superoperator, $\gamma_k(t)$ are generalized (i.e. not necessarily positive) decay rates, the $A_k(t)$'s form an orthonormal basis for the operators for the system, see e.g. Ref. [47] (hereafter \hbar has been set equal to one for convenience) and $H_s(t)$ is the effective Hamiltonian acting on the system. Equation (1) generalizes the familiar Lindbladian structure to include NM effects while maintaining a time-local structure. However, apart from some special cases, it not known which are the conditions which $H_s(t)$, $A_k(t)$, and $\gamma_k(t)$ have to satisfy in order to guarantee Complete Positivity (CP) [47–51], i.e. the fundamental prerequi-

site which under fairly general assumptions is needed to describe a proper quantum evolution [31, 32]. In what follows we will focus on a simplified scenario where the $\gamma_k(t)$'s either are null or coincide with an assigned function $\gamma(t)$, and where the $A_k(t)$'s are explicitly time-independent. Accordingly, in the absence of any control Hamiltonian applied during the course of the evolution, we assume a dynamical evolution described by the equation

$$\dot{\rho}(t) = \gamma(t)\mathcal{L}(\rho(t)), \quad (2)$$

where \mathcal{L} is a (time-independent) Lindblad generator characterized by having a unique fixed point ρ_{fp} (i.e. $\mathcal{L}(\rho) = 0$ iff $\rho = \rho_{fp}$). For this model, in the absence of any Hamiltonian term (i.e. $H_s(t) = 0$) CP over a time interval $[0, T]$ is guaranteed when [48]

$$\int_0^t \gamma(t')dt' \geq 0, \quad \forall t \in [0, T], \quad (3)$$

while divisibility (i.e. Markovianity) is tantamount to the positivity of the single decay rate at all times [47]: if there exists a time interval where $\gamma(t)$ becomes negative, the ensuing dynamics is no longer divisible and the evolution is NM. In this context we will assume a control Hamiltonian $H_s(t)$ to represent time-localized infinitely strong pulses, which induce instantaneous unitary transformations at specific control times. This corresponds to writing $H_s(t) = \sum_j \delta(t - t_j)\Theta_s^{(j)}$, where $\Theta_s^{(j)}$ are time independent operators which act impulsively on the system at $t = t_j$ ($\delta(t)$ being the Dirac delta-function), at which instants one can neglect the contribution from the non-unitary part, and represent the master equation by $\dot{\rho}(t) \approx -i[H_s(t), \rho(t)]$. Therefore the resulting dynamics is described by a sequence of free evolutions induced by the noise over the intervals $t \in [t_j, t_{j+1}]$ interweaved with unitary rotations $U_j = \exp[-i\Theta_s^{(j)}]$, i.e.

$$\rho(t) = \mathcal{U}_{fin} \circ \mathcal{D}_j \circ \mathcal{U}_j \circ \mathcal{D}_{j-1} \circ \dots \circ \mathcal{U}_1 \circ \mathcal{D}_0 \circ \mathcal{U}_{in}(\rho(0)), \quad (4)$$

where $\mathcal{D}_j = \exp\left[\int_{t_j}^{t_{j+1}} \bar{\mathcal{L}}(t)\right]$, $\mathcal{U}(\dots) = U(\dots)U^\dagger$ and “ \circ ” is the composition of super-operators. When only two control pulses are applied (the first \mathcal{U}_{in} at the very beginning and the second \mathcal{U}_{fin} at the very end of the temporal evolution), the non-unitary evolution is described by Eq. (2) and CP of the trajectory (4) is automatically guaranteed by Eq. (3), the scenario corresponding to the realistic case where one acts on the system with very strong control pulses at the state preparation stage and immediately before the measuring stage. When more \mathcal{U}_j 's are present, the situation however becomes more complex. There is no clear physical prescription which one can follow to impose the associated dynamics on the system at least when the dissipative evolution is assumed to be NM. Consider for instance the case $\mathcal{U}_{fin} \circ \mathcal{D}_1 \circ \mathcal{U}_1 \circ \mathcal{D}_0 \circ \mathcal{U}_{in}(\rho(0))$ where \mathcal{U}_1 is a non trivial unitary. Even admitting that the latter is enforced by applying at time t_1 a strong

instantaneous control pulse, there is absolutely no clear evidence that the open dynamics for $t \geq t_1$ should be still described by the same generalized Lindbladian $\gamma(t)\mathcal{L}$, the system environment being highly sensitive to whatever the system itself has experienced in its previous history.

We note that in a more realistic scenario, any control pulse will have a non-zero width δt in time. Clearly, a sufficiently large δt can invalidate the assumption of applying control pulses only at the very beginning and the very end, thereby modifying the dynamics significantly as described above. However, one can expect the assumption of instantaneous pulses to be valid as long as δt is negligible compared to the time scale associated with the dynamics in absence of any control.

Keeping in mind the above limitations, in this work we attempt for the first time a systematic study of optimal control protocols which would allow one to speed up the driving of a generic (but known) initial state $\rho(0)$ toward the fixed point ρ_{fp} of the bare dissipative evolution for the model of Eq. (2) which explicitly includes NM effects. We arrive at the quantum speed limit times when application of only two control pulses \mathcal{U}_{in} and \mathcal{U}_{fin} , at initial and final times respectively, is enough to follow the optimal trajectory. On the other hand, we present lower bounds to the same when optimal control strategy demands unitary pulses at intermediate times as well. We show that the efficiency of optimal control protocols is not determined by the M/NM divide alone but it depends drastically on the behaviour of the NM channel: if the system displays NM behavior *before* reaching the fixed point for the first time, NM effects might be exploited to obtain an increased optimal control efficiency as compared to the M scenario. On the contrary, NM effects are detrimental to the optimal control effectiveness if information back-flow occurs only *after* the system reaches the fixed point (see Fig. 1). These results are valid irrespective of the detailed description of the system, i.e. its dimension, Hamiltonian, control field, or the explicit form of the dissipative bath.

II. THE MODEL

The divisibility measure for the model Eq. (2) is equivalent to the characterization of memory effects by means of the time evolution of the trace distance [52]. This provides an intuitive characterization of the presence of memory effects in terms of a temporary increase in the distinguishability of quantum states as a result of an information back-flow from the system and into the environment that is absent when the evolution is divisible [53]. As a result, a divisible evolution for which the single decay rate $\gamma(t) \geq 0$ at all times will exhibit a monotonic decrease of the trace distance of any input state towards a (assumed to be unique) fixed point ρ_{fp} of the Lindblad generator \mathcal{L} [54]. On the contrary, as illustrated in Fig. 1, the behaviour of the trace distance can be non-monotonic when the dynamics is NM. In this case,

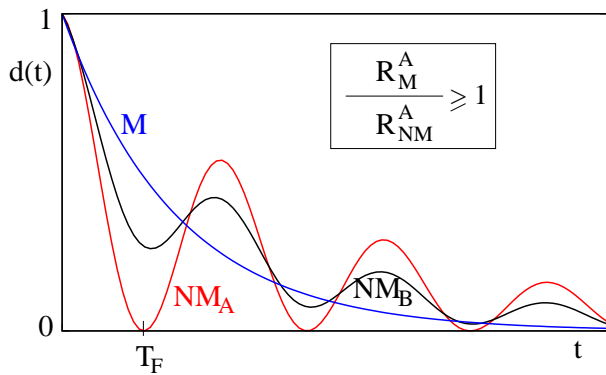


FIG. 1: (Color online) Schematic diagram of NM dynamics in Class A (red line) and Class B (black line). The instantaneous trace distance $d(t) = \|\rho(t) - \rho_{fp}\|$ starts increasing only after the system reaches the fixed point when $|\gamma_t| \rightarrow \infty$ in case of Class A, while it shows oscillatory behavior even before it reaches the fixed point in case of Class B. In comparison dynamics for a M channel is shown by the blue line where $d(t)$ decreases monotonically and asymptotically to $d(t \rightarrow \infty) = 0$. The speedup obtained by M dynamics is always bigger than that obtained for the NM one, i.e., $R_M^A/R_{NM}^A \geq 1$ in case the NM evolution is of Class A, while the Markovian limit can be surpassed by NM of class B.

there exist time interval(s) where $\gamma(t)$ becomes negative. Denoting by $d(t) = \|\rho(t) - \rho_{fp}\|$ the trace distance between $\rho(t)$ and the fixed point ρ_{fp} , it straightforwardly follows that $\dot{d}(t) \leq 0 \forall t$ in the M limit. Looking at this quantity one can classify NM dynamics into two distinct classes (see Fig. 1): the first one (Class A) is defined by those dynamics where the system reaches the fixed point at time T_F before $\gamma(t)$ changes sign i.e., $\gamma(t) \geq 0$ and $\dot{d}(t) \leq 0$ for $0 \leq t < T_F$. In this case, the NM dynamics reaches the fixed point ρ_{fp} and then start to oscillate. On the other hand, Class B dynamics is characterized by $\gamma(t)$ that changes sign (and correspondingly $d(t) > 0$) at some time $t < T_F$, that is the solutions of the equation $\gamma(t_s) = 0$ are such that $t_s < T_F$ for at least one s . In contrast, in the M dynamics $d(t)$ always decreases monotonically and asymptotically to $d(t \rightarrow \infty) = 0$.

NM channels of class A/B arise from different physical implementations. As an illustration, the damped Jaynes Cummings model exemplifies a Class A dynamics. Here a qubit is coupled to a single cavity mode which in turn is coupled to a reservoir consisting of harmonic oscillators in the vacuum state (see Eq. (6))[31, 55–57]. On the other hand, dynamics similar to Class B can arise for example in a two level system in contact with an environment made of another two level system, as realized recently in an experimental demonstration of NM dynamics [58].

As we will see hereafter, the difference between Class A and B appears to drastically affect the performance of any possible optimal control strategy to improve the speed of relaxation of the system towards the fixed point.

We assume full knowledge of the initial state and we allow for an error tolerance of $0 < \epsilon \ll 1$, considering that the target is reached whenever the condition $|d(t)| \leq \epsilon$ is satisfied. To obtain a lower bound on the minimum time T_{QSL} needed to fulfill such constraint we restrict our analysis to the ideal limit of infinite control which allows us to carry out any unitary transformation instantaneously along the lines of (and with all the limitations associated with) the formalism detailed in Eq. (4). In the limit of infinite control an important role is played by the Casimir invariants Γ_j ($j = 2, 3, \dots, N$ for a N level system). The Casimir invariants of a state ρ are related to the trace invariants $\text{Tr}(\rho^j)$ ($j = 2, 3, \dots, N$) and they cannot be altered by unitary transformation alone [10, 59]. For example, a two level system has a single Casimir invariant –its purity $P = \text{Tr}(\rho^2)$, which remains unchanged under any unitary transformation. Consequently, any optimal strategy with the controls restricted to unitary transformations only, would be to reach a state ρ characterized by all Casimir invariants same as those of ρ_{fp} in the minimum possible time. Following this we can apply a unitary pulse to reach the fixed point instantaneously. Clearly, any constrained control will at most be as efficient as the results we present hereafter, based on the analysis we have presented previously for the case of M dynamics [5, 27].

In what follows, we will analyse Class A and B channels independently.

Class A: As shown in Fig. 1, in the NM regime $d(t)$ goes to zero at $t = T_F$ when $\rho = \rho_{fp}$ and $\mathcal{L}(\rho_{fp}) = 0$. At the same time we expect $|\gamma(t)| \rightarrow \infty$ at $t \approx T_F$ in order to have finite $\dot{\rho}(t) = \gamma(t)\mathcal{L}(\rho(t))$ even for $\mathcal{L}(\rho(t)) \approx \mathcal{L}(\rho_{fp}) = 0$, as is required for a non-monotonic d of the form shown in Fig. 1. Notice that $\gamma(t)$ and hence the time $t = T_F$ at which $\gamma(t) \rightarrow \infty$ are in general independent of ρ . Consequently any optimal control protocol which involves unitary transformation of $\rho(t)$ generated by $H_s(t)$ at earlier times $t < T_F$ followed by non-unitary relaxation to ρ_{fp} is expected to be ineffective in this case and we have $T_{QSL} = T_F$. That is, the gain (or efficiency) of optimal trajectory in the NM class is $R_{NM}^A = T_F/T_{QSL} = 1$. One can easily see $T_F/T_{QSL} = 1$ implies absence of any speed up, whereas any advantage one gains by optimal control can be quantified by $T_F/T_{QSL} > 1$. On the other hand in the M limit $\gamma(t) = \gamma_0$ is finite and constant, and the system relaxes asymptotically to the fixed point in the absence of any control. In this case we introduce an error tolerance $\epsilon \ll 1$, such that we say the target state is reached if $|d(T_F)| \leq \epsilon$. Clearly, T_F increases with decreasing ϵ diverging to $T_F \rightarrow \infty$ in the limit $\epsilon \rightarrow 0$, as can be expected for finite γ_0 . Therefore the above argument of $|\gamma(t)| \rightarrow \infty$ at $t \approx T_F$ does not apply in this case and in general one can expect the time of evolution to depend on the initial state. Consequently the quantum speed up ratio R_M^A can exceed $R_{NM}^A \approx 1$, as is explicitly derived below in the case of a two level system in presence of an amplitude damping channel. Similar arguments apply also in the case when an additional unitary transforma-

tion is needed at the end of the evolution to reach ρ_{fp} , where $R_M^A \rightarrow \infty$ for $\epsilon \rightarrow 0$ [27].

Our above result $R_M^A \geq R_{NM}^A$ can be expected to be valid in a more generic scenario with $\dot{\rho}(t) = \sum_k \gamma_k(t) \mathcal{L}_k(\rho(t))$ as well, where not all γ_k 's ($\neq 0$) are same, \mathcal{L}_k 's are the time independent Lindblad generators and the unique fixed point ρ_{fp} is defined by $\mathcal{L}_k(\rho_{fp}) = 0$ for all k . In this case at least one of the γ_k 's can be expected to diverge at time $t = T_F$ in order to ensure Class A NM dynamics as shown in Fig (1), thus making any optimal control ineffective as detailed above. We note that one can have dynamics with time dependent Lindblad generators and uncontrollable drift Hamiltonians acting on the system during the course of the evolution, in addition to the instantaneous control pulses, as well. The drift Hamiltonians can be expected to modify the Lindblad generators thus making the problem more complex; however the analysis in this case is beyond the scope of our present work.

Class B: Here we focus on systems of Class B where as already mentioned $\gamma(t)$ changes sign for $t_s < T_F$ with $s = 1, \dots, N_s$. Clearly, in this case $|\gamma(t)|$ does not necessarily diverge for any t . Consequently the arguments presented above for class A fails to hold any longer and the time of relaxation to the fixed point can in general be expected to depend on $\rho(t)$ (and hence on H_s). Furthermore, it might be possible to exploit the NM effects such that even though $d(t) > 0$ for $t_1 \leq t \leq t_2$ one can, by application of optimal control, make sure that $\dot{\Gamma}_j(t) > 0$ and maximum $\forall t, j$ (where we have assumed $\Gamma_j(t=0) < \Gamma_{jf} \forall j$ and Γ_{jf} denotes the j th Casimir invariants for the fixed point ρ_{fp}). This presents the possibility of exploiting NM effects to achieve better control as opposed to the M dynamics, as is presented below for the case of a two level system in the presence of an amplitude damping channel. However we stress that this is not a general result and explicit examples can be constructed where this is actually not true.

A. Generalized amplitude damping channel

Let us now analyze in detail the generic formalism outlined above for the specific case of a two level system in contact with NM amplitude damping channels of the two classes introduced before.

We consider the non-unitary dissipative dynamics described by the time local master equation acting on a 2×2 reduced density matrix $\rho(t)$ of a qubit and we consider the time independent Lindbladian \mathcal{L} given by

$$\begin{aligned} \mathcal{L}(\rho(t)) &= \mathcal{L}_1(\rho(t)) + e^\beta \mathcal{L}_2(\rho(t)), \\ \mathcal{L}_1(\rho(t)) &= \left(\sigma_+ \rho(t) \sigma_- - \frac{1}{2} \{ \sigma_- \sigma_+, \rho(t) \} \right), \\ \mathcal{L}_2(\rho(t)) &= \left(\sigma_- \rho(t) \sigma_+ - \frac{1}{2} \{ \sigma_+ \sigma_-, \rho(t) \} \right), \end{aligned} \quad (5)$$

with σ_\pm being the raising/lowering qubit operators and

$1/\beta$ gives the temperature of the bath. The system evolution is given by Eq. 2, and we will focus on two different functional dependence of the parameter $\gamma(t)$ corresponding to the Class A and B dynamics. We will analyze the system evolution following the Bloch vector \vec{r} representing the state $\rho = (I + \vec{r} \cdot \vec{\sigma})/2$ inside the Bloch sphere, where the unitary part of the dynamics generated by H_s induce rotations, thus preserving the purity $P = (1 + |\vec{r}|^2)/2$. In contrast, in general the action of the noise is expected to modify the purity as well.

Class A: An example of this class of dynamics is obtained under the assumption

$$\gamma(t) = \frac{2\lambda\gamma_0 \sinh \frac{tg}{2}}{g \cosh \frac{tg}{2} + \lambda \sinh \frac{tg}{2}}; \quad g = \sqrt{\lambda^2 - 2\gamma_0\lambda}. \quad (6)$$

In the above expression λ and γ_0 are two positive constants whose ratio determines the bath behavior: $\lambda > 2\gamma_0$ corresponds to a M bath, whereas g becomes imaginary in the limit $\gamma_0 > \lambda/2$ resulting in NM dynamics. In the NM limit of $\gamma_0 \gg \lambda$, the bath time scale is determined by the product $\lambda\gamma_0$ and is independent of the specific form of the super-operator \mathcal{L} . It can be easily seen that $\gamma(t)$ increases monotonically from 0 to $\gamma(t) \rightarrow \infty$ at

$$\lim_{\gamma_0/\lambda \rightarrow \infty} T_F \approx \frac{\pi}{\sqrt{2\lambda\gamma_0}}, \quad (7)$$

where T_F is independent of the initial state and the system reaches the fixed point when $\gamma(t)$ diverges. With this choice of $\gamma(t)$ in Eq. (6) the time scale is given by $\sqrt{2\lambda\gamma_0}$ in the NM limit $\gamma_0 \gg \lambda$, while $\gamma(t) \approx \gamma_0$ sets the time scale in the M limit $\lambda \gg \gamma_0$. Therefore the time taken to reach the fixed point can be expected to decrease as $1/\sqrt{\lambda\gamma_0}$ in the NM limit while it scales as $\sim 1/\gamma_0$ in the M limit.

As mentioned above, this form of $\gamma(t)$ arises in the damped Jaynes-Cummings model at absolute zero temperature, where one considers only a single excitation in the qubit-cavity system and Eq. (5) reduces to $\mathcal{L}(\rho(t)) = \mathcal{L}_2(\rho(t))$. However, here we consider a phenomenological form of the Lindblad generator (5) with arbitrary β to show the generality of our results. In this context the parameter λ in $\gamma(t)$ denotes the spectral width of the coupling to the reservoir, while γ_0 characterizes the strength of the coupling.

In the absence of any control the qubit relaxes to a fixed point ρ_{fp} characterized by the Bloch vector $(0, 0, \frac{1-e^\beta}{1+e^\beta})$ and the optimal control we analyze here aims to accelerate the relaxation towards this state with unconstrained unitary control. Following the strategy proposed above, we look for the extremal speed $v = \partial P / \partial t$ of purity change for every r . For this model, the speed of change of purity is given by $v(r, \theta, t) = -\gamma(t)(e^\beta - 1)r \left[\cos \theta + \frac{r}{2r_{fp}} (1 + \cos^2 \theta) \right]$: note that a positive (negative) v denotes increasing (decreasing) purity. The two strategies differ slightly in case of cooling or heating (i.e. the final purity is lower or higher than the initial one);

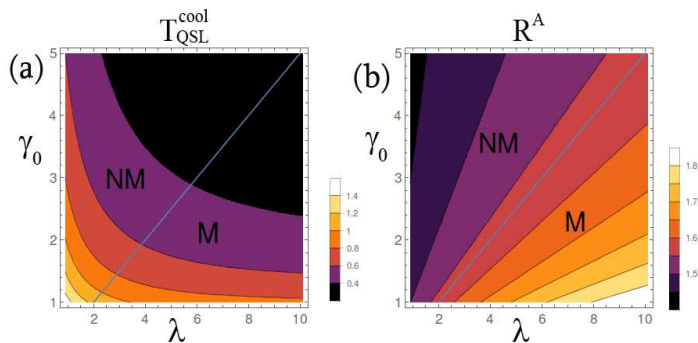


FIG. 2: (Color online) (a) Parametric plot showing variation of time T_{QSL}^{cool} of reaching the fixed point with λ and γ_0 for $\beta = 2$, $r_i = 0.5$ and $\epsilon = 0.01$. The Markovian (M) and non-Markovian (NM) regions are separated by the blue line in the $\lambda - \gamma_0$ plane. (b) Plot showing variation of quantum speed up ratio R^A with λ and γ_0 for $\beta = 2$, $r_{xi} = 0.3$, $r_{yi} = 0$, $r_{zi} = 0.4$ and $\epsilon = 0.01$. R^A saturates to $R_M^A \approx 2$ ($R_{NM}^A \approx 1$) in the extreme M (NM) limit.

but both cases correspond to applying unitary rotations at the beginning and at the end (for heating) of the dynamical evolution, thus yielding a trajectory of the form Eq. (4) which is fully compatible with the CP requirement and which doesn't pose any problem in terms of physical implementation (see discussion in Sec. II). Specifically we need to apply unitary control so that the system evolves along $\theta = \pi$ till the final purity is reached in the case of cooling, while $\theta = 0$ is the optimal path in the case of heating [27], in agreement with a recent work on quantum speed limit in open quantum systems [34] (see Appendix IV for details). Our analysis clearly shows that T_{QSL}^{cool} decreases with increasing λ as $\sim 1/\sqrt{\lambda}$ for small λ , finally saturating to λ independent constant values in the M limit ($\lambda \gg 1$). However, it would be misleading to conclude about the role of Markovianity on T_{QSL} from this alone, since both T_{QSL}^{cool} and T_{QSL}^{heat} decrease with increasing γ_0 as well. In particular, they scale as $\sim 1/\gamma_0$ in the M limit of small γ_0 , while the scaling changes to $1/\sqrt{\gamma_0}$ for $\lambda/\gamma_0 \rightarrow 0$. Indeed, the behavior depends more on the specific path in the (γ_0, λ) plane rather than whether the system is M or NM (see Fig. 2a). However, if one analyzes the speedup obtained by means of optimal control strategies, the scenario changes: in this case (as shown in Fig. 2b) the ratio $R^A = T_F/T_{QSL}^{cool}$ clearly distinguishes between M and NM dynamics with typical limiting values given by $\lim_{\epsilon \rightarrow 0, \lambda/\gamma_0 \rightarrow \infty} R_M^A \rightarrow 2$ and $\lim_{\epsilon \rightarrow 0, \lambda/\gamma_0 \rightarrow 0} R_{NM}^A \rightarrow 1$ (see Appendix for details). Finally, one can show that a control pulse can be considered to be instantaneous as long as its width in time $\delta t \ll 1/[\gamma_0(e^\beta + 1)]$ in the M limit of $\lambda \gg \gamma_0$, while in the NM limit $\lambda \ll \gamma_0$ one has $\delta t \ll 1/\sqrt{\lambda\gamma_0(e^\beta + 1)}$.

Class B: Finally, we investigate a particular case belonging to the class B dynamics and compare it to the previous case. As in the previous case we consider a time

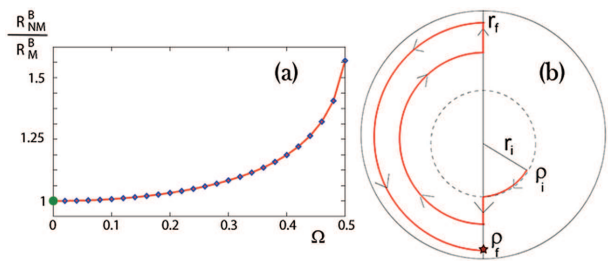


FIG. 3: (Color online) (a) Plot showing the variation of the ratio of the gains R_{NM}^B/R_M^B of the optimal trajectory as a function of Ω in case of Class B (cooling) with $\gamma(t) = \exp(-t) \cos(\Omega t)$, $\beta = 2$, $\epsilon = 0.01$ and initial state given by $r_{xi} = 0.3$, $r_{yi} = 0$, $r_{zi} = 0.4$. Clearly gain $R_M^B (= 3.4)$ in the M limit $\Omega = 0$, shown by the green dot, is less than that (R_{NM}^B) in the NM limit $\Omega > 0$. (b) Schematic diagram showing optimal path in the $x - z$ plane of the Bloch sphere (red curve) in case of cooling a qubit in Class B (Eq. (8)), when we start from an arbitrary state ρ_i . The fixed point ρ_f is denoted by brown star.

evolution described by a master equation Eq. (2) with \mathcal{L} given by Eq. (5); however for our present purpose we formulate a $\gamma(t)$ given by

$$\gamma(t) = e^{-\zeta t} \cos(\Omega t), \quad (8)$$

with ζ, Ω being two positive constants satisfying the CP condition Eq. (3). With this choice, in the absence of the control Hamiltonian, NM effects manifest themselves for $(2n + 1)\pi/2 < \Omega t < (2n + 3)\pi/2$ for integer $n \geq 0$ as $\gamma(t)$ changes sign at $\Omega t = (2n + 1)\pi/2$, simultaneously altering the sign of $\dot{d}(t)$ to $\dot{d}(t) > 0$. With a proper choice of parameters one can make $\gamma(t)$ (and hence $d(t)$) exhibit oscillatory dynamics for $1 > d > 0$. As for the previous example, also in this case the extremals of v are independent of $\gamma(t)$ and determined by $\mathcal{L}(\rho(t))$ only. Therefore they occur at exactly the same points as for class A (6), i.e., at $\theta = 0, \pi$ and $\arccos(r/r_f)$. In this case an instantaneous pulse would correspond to its time width $\delta t \ll \min\{1/\zeta, 1/\Omega, 1/(e^\beta + 1)\}$.

The unconstrained optimal strategies are now modified as follows. In the case of cooling, the optimal strategy is to follow the path $\theta = \pi$ for $0 \leq t < T_{QSL}^{cool}$, during which time the purity increases monotonically, where we have assumed the system reaches the target at $t = T_{QSL}^{cool} < \pi/(2\Omega)$ for simplicity. Consequently the optimal strategy demands a single pulse at time $t = 0$ only to make $\theta = \pi$, which corresponds to an evolution operator of the form $U_{fin} \circ D \circ U_{in}$. Clearly, this evolution is CPT as already discussed in section I with D depending on γ_t and \mathcal{L} (see Eqs. (5) and (8)) and is thus possible to implement physically. In Fig. 3(a) we report the speedup obtained by such optimal strategy for different values of Ω in Eq. (8), where we have taken $\epsilon = 0.01$ large enough so that $\Omega T_{QSL}^{cool} < \pi/2$. In this case we arrive at the M limit by setting $\Omega = 0$; as can be clearly seen the speed up in the NM limit is such that

$R_{NM}^B > R_M^B, \forall \Omega > 0$ showing that there exist scenarios where NM effects can be exploited to improve the control effectiveness. On the contrary, if the system does not reach the target for $\Omega T_{QSL}^{cool} < \pi/2$, the optimal strategy changes: at $\Omega t = \pi/2$, $\gamma(t)$ and hence v change sign, leading to decrease (increase) of purity for $\theta = \pi$ ($\theta = 0$). Interestingly, we can take advantage of this effect by making $\theta = 0$ at $t = \pi/(2\Omega)$, where v exhibits a maximum for $\gamma(t) < 0$. As mentioned before, application of a unitary pulse during the course of an evolution may change the form of $\gamma(t)$ and \mathcal{L} (see Eq. (4)). However, for simplicity let us assume v changes sign at $t = (2n + 1)\pi/2$ and assumes extremum values at $\theta = 0, \pi$ and $\arccos(-r/r_{fp})$ even in presence of unitary control. One can easily extend our analysis to a more generic case where the simplifying assumptions do not hold by following the path of maximum (minimum) v for cooling (heating). Let us first consider the case where the system reaches the target $r_z = r_f - \epsilon$ at $t = T_{QSL}^{cool} < 3\pi/(2\Omega)$. In such a scenario, as depicted in Fig. 3 (b), we let the system evolve freely for $\pi/(2\Omega) < t \leq T_{QSL}^{cool}$, following which we take the system to $\theta = \pi$ and $r_z = -r_f + \epsilon$, thus obtaining the desired goal. Clearly, an optimal path exists in case of the class B non-Markovian channel, which if possible to be followed by application of suitable unitary controls, helps in cooling and in particular might make it possible to reach the fixed point in finite time (if $\epsilon = 0$). Generalization to the case $\Omega T_{QSL}^{cool} > 3\pi/2$ where multiple π rotations are needed is straightforward. However, we emphasize that the strategy presented above for $\Omega T_{QSL}^{cool} > \pi/2$ follows an evolution operator of the form Eq. (4) with unitary pulses applied at intermediate times. Consequently our analysis gives a lower bound to T_{QSL}^{cool} only, achieved by following the optimal path shown in Fig. 3(b), for which at present we do not have any implementation strategy.

Finally, we address the problem of heating the system in the shortest possible time, which amounts to minimizing $v \forall t$. Therefore, the optimal path dictates to set $\theta = 0$ at $t = 0$ and then let it evolve freely till $\Omega t = \pi/2$, where $\gamma(t)$ and hence v change sign. Unfortunately in

contrast to the cooling problem, now $v > 0 \forall \theta$ making it impossible to take advantage of the NM effects to accelerate the evolution. However, even in this case one can always minimize the unwanted effect of information backflow for $\gamma(t) < 0$ by increasing θ to $\theta = \arccos(-r_{fp}/r)$ where v has a minimum.

III. CONCLUSION

We have studied the effectiveness of unconstrained optimal control of a generic quantum system in the presence of a non-Markovian dissipative bath. Contrary to common expectations, the speedup does not crucially depend on the Markovian versus non-Markovian divide, but rather on the specific details of the non-Markovian evolution. We showed that the speed up drastically depends on whether the system dynamics is monotonic or not before reaching the fixed point for the first time, as determined by the trace distance to the fixed point (class A and class B dynamics respectively). Indeed, in the former case, the speed up obtained via optimal control is always higher in presence of a Markovian bath as compared to a non-Markovian one, while the reverse can be true in the latter case. Finally, we have presented some specific examples of these findings for the case of a two level system subject to an amplitude damping channel. Note that, in the more realistic scenario where one can apply control pulses of finite strength only, the presented results serve as theoretical bounds to the optimal control effectiveness.

Acknowledgements – The authors acknowledge Andrea Mari, Andrea Smirne, Alberto Carlini and Eric Lutz for helpful discussions. We acknowledge support from the Deutsche Forschungsgemeinschaft (DFG) within the SFB TR21 and the EU through EU-TherMiQ (Grant Agreement 618074), QUIBEC, SIQS, the STREP project PA-PETS and QUCHIP.

-
- [1] V. F. Krotov, *Global methods in optimal control theory*, M. Dekker Inc., New York (1996).
 - [2] N. Bloembergen and E. Yablonovitch, *Phys. Today* **31**, 23 (1978); Zewail A H *Phys. Today* **33**, 25 (1980).
 - [3] C. Brif, R. Chakrabarti, and H. Rabitz, *New J. Phys.* **12**, 075008 (2010).
 - [4] D. Stefanatos, N. Khaneja and S.J. Glaser, *Phys. Rev.*, **A69**, 022319 (2004); D. Stefanatos, N. Khaneja, S. J. Glaser, and N. Khaneja, *Phys. Rev.* **A72**, 062320 (2005).
 - [5] D. J. Tannor and A. Bartana, *J. Phys. Chem.* **A103**, 10359 (1999).
 - [6] W. Warren, H. Rabitz, and M. Dahle, *Science* **259**, 1581 (1993).
 - [7] E. Torrontegui, S. Ibáñez, S. Martínez-Garaot, M. Modugno, A. del Campo, D. Guéry-Odelin, A. Ruschhaupt, Xi Chen, J. G. Muga, *Adv. At. Mol. Opt. Phys.* **62**, 117 (2013).
 - [8] I. Walmsley and H. Rabitz, *Phys. Today* **56**, 43 (2003).
 - [9] D. Sugny, C. Kontz, and H. R. Jauslin, *Phys. Rev. A* **76**, 023419 (2007).
 - [10] S. Sauer, C Gneiting, and A. Buchleitner, *Phys. Rev. Lett.* **111**, 030405 (2013).
 - [11] N. Chancellor, C. Petri, L. Campos Venuti, A. F. J. Levi, and S. Haas, *Phys. Rev. A* **89**, 052119 (2014).
 - [12] G. Lindblad, *Comm. Math. Phys.* **48**, 119 (1976). V. Gorini, A. Kossakowski, and E. C. G. Sudarshan, *J. Math. Phys.* **17**, 821 (1976).
 - [13] S. Lloyd and L. Viola, *quant-ph/0008101*; *ibidem*, *Phys. Rev.* **A65**, 010101(R) (2001).
 - [14] P. Rebentrost, I. Serban, T. Schulte-Herbrüggen and

- F. K. Wilhelm, *Phys. Rev. Lett.*, **102**, 090401 (2009).
- [15] B. Hwang and H.S. Goan, *Phys. Rev.*, **A85**, 032321 (2012).
- [16] R. Roloff, M. Wenin and W. Pötz, *J. Comput. Theor. Nanosci.*, **6**, 1837 (2009).
- [17] A. Carlini, A. Hosoya, T. Koike and Y. Okudaira, *Phys. Rev. Lett.* **96**, 060503 (2006).
- [18] A. Carlini, A. Hosoya, T. Koike and Y. Okudaira, *J. Phys.* **A41** (2008) 045303.
- [19] T. Caneva, M. Murphy, T. Calarco, R. Fazio, S. Montangero, V. Giovannetti, and G. E. Santoro, *Phys. Rev. Lett.* **103**, 240501 (2009).
- [20] A. del Campo, I. L. Egusquiza, M. B. Plenio and S. F. Huelga, *Phys. Rev. Lett.* **110**, 050403 (2013).
- [21] M. M. Taddei, B. M. Escher, L. Davidovich, and R. L. de Matos Filho, *Phys. Rev. Lett.* **110**, 050402 (2013).
- [22] O. Andersson, H. Heydari, *J. Phys. A: Math. Theor.* **47** (2014) 215301.
- [23] P. Doria, T. Calarco, and S. Montangero, *Phys. Rev. Lett.* **106**, 190501 (2011).
- [24] T. Caneva, A. Silva, R. Fazio, S. Lloyd, T. Calarco, and S. Montangero, *Phys. Rev. A* **89**, 042322 (2014).
- [25] S. Lloyd and S. Montangero, *Phys. Rev. Lett.* **113**, 010502 (2014).
- [26] M. Lapert, Y. Zhang, M. Braun, S. J. Glaser, and D. Sugny, *Phys. Rev. Lett.* **104**, 083001 (2010).
- [27] V. Mukherjee, A. Carlini, A. Mari, T. Caneva, S. Montangero, T. Calarco, R. Fazio and V. Giovannetti, *Phys. Rev. A* **88**, 062326 (2013).
- [28] R. Kosloff, arXiv:1305.2268.
- [29] S. Machnes, M. B. Plenio, B. Reznik, A. M. Steane, and A. Retzker, *Phys. Rev. Lett.* **104**, 183001 (2010); S. Machnes, J. Cerrillo, M. Aspelmeyer, W. Wieczorek, M. B. Plenio, and A. Retzker, *Phys. Rev. Lett.* **108**, 153601 (2012).
- [30] K. H. Hoffmann, P. Salamon, Y. Rezek and R. Kosloff, *Euro Phys. Lett.* **96**, 60015 (2010).
- [31] H. P. Breuer and F. Petruccione, *The Theory of Open Quantum Systems* (Oxford University Press, Oxford, 2002).
- [32] A. Rivas and S. F. Huelga, *Open Quantum Systems: An Introduction* (Springer, Heidelberg, 2011), and arXiv:1104.5242.
- [33] A. Sindona, J. Goold, N. Lo Gullo, San Lorenzo, F. Plastina, *Phys. Rev. Lett.* **111**, 165303 (2013).
- [34] S. Deffner and E Lutz, *Phys. Rev. Lett.* **111**, 010402 (2013).
- [35] D. M. Reich, N. Katz and C. P. Koch, arXiv:1409.7497 (2014).
- [36] C. Addis, F. Ciccarello, M. Cascio, G. M. Palma and S. Maniscalco, arXiv:1502.02528 (2015).
- [37] T. J. G. Apollaro, C. Di Franco, F. Plastina and M. Paternostro, *Phys. Rev. A* **83**, 032103 (2011).
- [38] S. Lorenzo, F. Plastina, M. Paternostro, *Phys. Rev. A* (R) **88**, 020102 (2013).
- [39] A. Rivas, S. F. Huelga and M. B. Plenio, *Rep. Prog. Phys.* **77**, 094001 (2014).
- [40] C. Addis, B. Bylicka, D. Chruscinski and S. Maniscalco, *Phys. Rev. A* **90**, 052103 (2014).
- [41] M. M. Wolf, J. Eisert, T. S. Cubitt, and J. I. Cirac, *Phys. Rev. Lett.* **101**, 150402 (2008).
- [42] D. Chruscinski, A. Kossakowski, and A. Rivas, *Phys. Rev. A* **83**, 052128 (2011).
- [43] N. K. Bernardes, A. R. R. Carvalho, C. H. Monken, and M. F. Santos, *Phys. Rev. A* **90**, 032111 (2014).
- [44] D. Chruscinski and F. A. Wudarski, *Phys. Rev. A* **91**, 012104 (2015).
- [45] N. K. Bernardes, A. Cuevas, A. Orioux, C. H. Monken, P. Mataloni, F. Sciarrino, and M. F. Santos, arXiv:1504.01602 (2015).
- [46] A. Rivas, S. F. Huelga and M. B. Plenio, *Phys. Rev. Lett.* **105**, 050403 (2010).
- [47] M. J. W. Hall, J. D. Cresser, L. Li and E. Andersson, *Phys. Rev. A* **89**, 042120 (2014).
- [48] D. Chruscinski and A. Kossakowski, *Phys. Rev. Lett.* **104**, 070406 (2010).
- [49] M. J. W. Hall, *J. Phys. A* **41**, 205302 (2008).
- [50] A. J. von Wonderen and K. Lendi, *J. Stat. Phys.* **100**, 633 (2000).
- [51] S. Maniscalco, *Phys. Rev. A* **75**, 062103 (2007).
- [52] H.-P. Breuer, E.-M. Laine and J. Piilo, *Phys. Rev. Lett.* **103**, 210401 (2009).
- [53] H.-P. Breuer, *J. Phys. B: At. Mol. Opt. Phys.* **45**, 154001 (2012).
- [54] B.-H. Liu, S. Wimann, X.-M. Hu, C. Zhang, Y.-F. Huang, C.-F. Li, G.-C. Guo, A. Karlsson, J. Piilo, H.-P. Breuer, arXiv:1403.4261.
- [55] B. M. Garraway, *Phys. Rev. A* **55**, 2290 (1997).
- [56] H.-P. Breuer, B. Kappler, and F. Petruccione, *Phys. Rev. A* **59**, 1633 (1999).
- [57] K. H. Madsen, S. Ates, T. Lund-Hansen, A. Löffler, S. Reitzenstein, A. Forchel, and P. Lodahl, *Phys. Rev. Lett.* **106**, 233601 (2011).
- [58] A. M. Souza, J. Li, D. O. Soares-Pinto, R. S. Sarthour, S. Oliveira, S. F. Huelga, M. Paternostro, F. L. Semião, arXiv:1308.5761 (2013).
- [59] M. S. Byrd and N. Khaneja, *Phys. Rev. A* **68**, 062322 (2003).

IV. APPENDIX

A. Class A optimal strategy

Analysis of $v(r, \theta, t) = -\gamma(t)(e^\beta - 1)r \left[\cos \theta + \frac{r}{2r_{fp}} (1 + \cos^2 \theta) \right]$ shows the optimal strategy in case of cooling is to apply a unitary pulse at $t = 0$ so as to rotate \vec{r} to $\theta = \pi$. Following this we switch off the control and allow the qubit to relax by the application of the dissipative bath alone for a time $t = T_{QSL}^{cool}$, till it reaches $r(T_{QSL}^{cool}) = r_{fp} - \epsilon$. In contrast, while considering the problem of minimizing the time taken to heat the qubit, the optimal strategy is to first rotate the Bloch vector to $\theta = 0$. As before, we then turn off the unitary control and let it relax till it reaches $(0, 0, r_{fp})$, following which we apply a second unitary pulse to take the system to the fixed point \vec{r}_{fp} [27].

We use the optimal strategy formalism presented above to arrive at the minimum time T_{QSL}^{cool} needed to cool the system in the different limits. The time for cooling in the M limit $\lambda/\gamma_0 \rightarrow \infty$ is given by

$$\lim_{\lambda/\gamma_0 \rightarrow \infty} T_{QSL}^{cool} \approx \frac{1}{\gamma_0(1 + e^\beta)} \ln \frac{r_{fp} - r_i}{\epsilon}, \quad (9)$$

whereas the same in the NM limit is

$$\lim_{\lambda/\gamma_0 \rightarrow 0} T_{QSL}^{cool} \approx \sqrt{\frac{2}{\lambda\gamma_0}} \left[\frac{\pi}{2} - \left(\frac{\epsilon}{r_{fp} - r_i} \right)^{\frac{1}{2(\exp(\beta)+1)}} \right] \quad (10)$$

On the other hand, following the optimal strategy to heat the qubit one gets

$$\lim_{\lambda/\gamma_0 \rightarrow \infty} T_{QSL}^{heat} \approx \frac{1}{\gamma_0(1+e^\beta)} \ln \left[\frac{r_{fp} + r_i}{2r_{fp} + \epsilon} \right] \quad (11)$$

in the M limit, while in the NM limit it is

$$\lim_{\lambda/\gamma_0 \rightarrow 0} T_{QSL}^{heat} \approx \sqrt{\frac{2}{\lambda\gamma_0}} \cos^{-1} \left[\left(\frac{2r_{fp} + \epsilon}{r_i + r_{fp}} \right)^{\frac{1}{2(\exp(\beta)+1)}} \right] \quad (12)$$

As can be easily seen, one needs to consider a non-zero ϵ in order to keep the time of cooling finite in the M limit while we can set it exactly to 0 in the other cases and yet reach the fixed point in finite time.

In contrast to the results derived above, the advantage one gains by application of optimal control presents a completely different picture. As before, one can understand this from the the quantum speed-up ratio $R^A = T_F/T_{QSL}$. In the M limit $\lambda/\gamma_0 \rightarrow \infty$, $\gamma(t) \approx \gamma_0$ one gets

$$T_F \approx \frac{2}{\gamma_0(1+e^\beta)} \ln \frac{|r_{xi}|}{\epsilon}, \quad (13)$$

where we have assumed $r_{xi} \gg \epsilon$, which is typically the case for $\epsilon \rightarrow 0$. In the case of cooling, as can be seen from Eq. (9) and Eq. (13), $R_M^A \approx 2$ in the M limit as long as $r_{xi}, (r_{fp} - r_i) \gg \epsilon$ and $\epsilon \rightarrow 0$. On the other hand, the NM limit of $\lambda/\gamma_0 \rightarrow 0$ yields

$$T_F \approx \sqrt{\frac{2}{\lambda\gamma_0}} \left[\frac{\pi}{2} - \left(\frac{\epsilon}{r_{x0}} \right)^{2/(\exp(\beta)+1)} \right], \quad (14)$$

thus reducing the gain to $R_{NM}^A \approx 1$ in the limit of $\epsilon \rightarrow 0$ (see Fig. (2b)). In case of heating we have

$$\lim_{\epsilon \rightarrow 0} R_M^A \approx 2 \frac{|\ln \epsilon|}{\ln \left[\frac{r_{fp} + r_i}{2r_{fp}} \right]} \quad (15)$$

in the M limit, while the same in the NM limit is

$$\lim_{\epsilon \rightarrow 0} R_{NM}^A \approx \frac{\pi/2}{\cos^{-1} \left[\left(\frac{2r_{fp}}{r_i + r_{fp}} \right)^{\frac{1}{2(\exp(\beta)+1)}} \right]}, \quad (16)$$

which again implies the gain is much higher in the M limit for $\epsilon \rightarrow 0$.