

# Polarization in lines - a new method for measuring black hole masses in active galaxies

Victor L. Afanasiev

ASpecial Astrophysical Observatory of the Russian Academy of Sciences, Nizhnij Arkhyz,  
Karachaevo-Cherkesia 369167, Russia

`vafan@sao.ru`

and

Luka Č. Popović

Astronomical Observatory Belgrade, Volgina 7, 11060 Belgrade, Serbia  
Department of Astronomy, Faculty of Mathematics, University of Belgrade, Studentski Trg  
16, 11000 Belgrade, Serbia

Isaac Newton Institute of Chile, Yugoslavia Branch

`lpopovic@aob.rs`

Received \_\_\_\_\_; accepted \_\_\_\_\_

## ABSTRACT

Measuring of the masses of galactic supermassive black holes (SMBHs) is an important task, since they correlate with the host galaxy properties and play an important role in evolution of galaxies. Here we present a new method for measuring of SMBH masses using the polarization of the broad lines emitted from active galactic nuclei (AGNs). We performed spectropolarometric observations of 9 AGNs and find that this method gives measured masses which are in a good agreement with reverberation measurements. An advantage of this method is that it can be used to measure the masses of SMBHs in a consistent way at different cosmological epochs.

*Subject headings:* (galaxies: nuclei – quasars: emission lines – line: profiles – polarization

## 1. Introduction

It is widely accepted that all massive galaxies host supermassive central black holes (SMBHs) ranging in mass from less than a million solar masses to many billions of solar masses. The masses of SMBHs are known to correlate with the bulge properties of their host galaxies (Heckman & Kauffmann 2011; Kormendy & Ho 2013), and understanding this is important for understanding the evolution of galaxies (see Heckman & Best 2014). Therefore, measuring of the SMBH masses at different cosmological epochs is an important task in astrophysics today. There are several methods (direct and indirect) which have been used to measure black hole masses in the center of galaxies (see Peterson 2014), where direct methods, especially reverberation, can be used for measuring black hole masses of low redshift quasars. However, measuring of SMBH masses from a single epoch observed spectrum of quasars is still in a developmental stage (Peterson 2014).

Here we show how the polarization of the broad lines emitted from active galactic nuclei (AGNs) can be used to measure the masses of supermassive black holes. We tested the method (see Afanasiev et al. 2014) for a sample of nine AGNs which have been observed with 6-m telescope of Special Astrophysical Observatory of Russian Academy of Science (SAO RAS). In difference with reverberation, the method only needs one epoch of observation of an AGN.

The paper is organized as following: in §2 we give method and in §3 we outline the basic of observations and obtained results.

## 2. Method

We make use of the fact that polarized light in broad AGN lines, can, in some cases, be interpreted as being caused by scattering in the inner part of a dusty torus (so called

equatorial polarization, for more details see Smith et al. 2005; Afanasiev et al. 2014). The broad lines are emitted from the broad line region (BLR) that is close to the SMBH, consequently one can expect near Keplerian motion of the emission gas in the BLR (Gaskell 2009). A rotating, Keplerian line-emitting BLR surrounded by a co-planar scattering region produces a polarized broad line, where the position angle (PA) of polarization averaged across line profile is aligned with the projected BLR rotation axis (Smith et al. 2005), and the stratified velocity field of Keplerian-like motion in the BLR produces a characteristic change of the PA across the line profile (see Fig. 1, upper panel). This gives nearly equal but opposite maximum in the blue and red wings of the line (Smith et al. 2005; Afanasiev et al. 2014).

Let us consider a simple model as shown in Fig. 1 (panel down), considering approximation of a single scattering element from the torus. The polarization angle across the line profile,  $\Delta\varphi(\lambda) = \varphi_L(\lambda) - \varphi_C(\lambda)$ <sup>1</sup>, depends on the velocity field in the BLR (Smith et al. 2005). For Keplerian motion the velocity depends on the distance of the emitting gas from the SMBH as  $V_i \sim R_i^{-1/2}$  and, it also depends on the polarization angle as  $V_i \sim \tan(\Delta\varphi_i)^{-1/2}$  (see Fig.1, lower panel). The relationship between velocities and polarization angles across the line profile is thus (Afanasiev et al. 2014):

$$\log\left(\frac{V_i}{c}\right) = a - 0.5 \cdot \log(\tan(\Delta\varphi_i)), \quad (1)$$

where  $c$  is the velocity of light. The constant  $a$  directly depends on the black hole mass as

$$a = 0.5 \log\left(\frac{GM_{BH} \cos^2(\theta)}{c^2 R_{sc}}\right). \quad (2)$$

where  $G$  is the gravitational constant,  $R_{sc}$  is the distance of the scattering region from the central black hole and  $\theta$  is the angle between the disc and the plane of the equatorial scattering region (see Fig. 1). Since the BLR is expected to be nearly co-planar with

---

<sup>1</sup> where  $\varphi_L(\lambda)$  is the PA in the line and  $\varphi_C(\lambda)$  is the PA in the continuum

the torus, one can take  $\theta \sim 0$  as a good approximation. The effect of a wide (or a non co-planar) torus (e.g.  $\theta \sim 10 - 20^\circ$ ) can give an error in black hole mass (see Eq. (2)  $M_{BH}(\theta = 0)/M_{BH}(\theta \neq 0) = \cos^2(\theta)$ ) measurement around 5-10%. There also can be partial obscuration of the BLR, but it is connected with the orientation of the system with respect to the line of sight. In principle one cannot expect a high contribution of the equatorial scattering of the line light in the edge- or face on orientation of the system, i.e. the equatorial scattering can be expected in the systems with inclination between 20-70 degrees. On the other hand, the relation between velocities and  $\Delta\varphi$  does not depend on the inclination of the system, since the Keplerian disc emits nearly edge-on orientated line light to the scattering region and relation between  $\log(V_i)$  and  $\log(\tan(\Delta\varphi_i))$  is close to 0.5 (as it shows a preliminary simulation by STOKES code Goosmann 2014).

Note here that in the case where full scattering ring is taken into account (not a single scattering region as we assumed here), scattered emission will occur at various polarization angles and there will not be one to one relation between  $R$  and  $\varphi$ . However, in the case of inclined system (torus + Keplerian disc), the dominant scattered light is coming from one side of the torus, while scattered light for opposite side is blocked, and the single scattering region approximation can be used (Goosmann 2014). More detailed discussion of the model, numerical simulations and exploration of the BLR and scattering region parameters using polarization in broad lines will be given in an extensive forthcoming paper (Afanasiev et al. 2015).

To measure the black hole mass using Eq. (2) it is necessary to estimate  $R_{sc}$ . This is expected to be the inner radius of the torus (Smith et al. 2005). There are two possible ways to find  $R_{sc}$ . The first is to use the empirical relationship between the inner torus radius and luminosity of the AGN (Kishimoto et al. 2011; Koshida et al. 2014), and the second is to estimate it directly from infrared observations (Kishimoto et al. 2011; Koshida et al. 2014).

### 3. Observations and Results

To test the method here we have selected a sample of nine AGN (see Table 1), for which estimates of the inner radius of their tori are given in literature (Kishimoto et al. 2011; Koshida et al. 2014). We have obtained spectropolarimetry of the AGN with 6-m telescope of SAO RAS using a modified version of the SCORPIO spectrograph (for more details, see Afanasiev & Moiseev 2011). The reduction of observed data and corrections for the interstellar polarization is described in Afanasiev et al. (2014) and here will not be repeated. The observed AGN and their basic data are given in Table 1.

The observed shapes of  $\Delta\varphi$  and  $\frac{V_i}{c}$  for two of the objects, 3C273 and NGC4051, are shown in Fig. 2. It can be seen in Fig. 2 that the polarization angle shapes indicate Keplerian-like motion (Fig. 2, upper panel) and that Eq. (1) fits the observed points relatively well except for the low-velocity part (see Fig. 2, lower panel), where emitting gas is close to the torus and possibly Keplerian motion is not dominant. Therefore, we did not considered points with  $V_i \sim 0$ , since they are close to the inner radius of the torus and this simple scattering geometry does not work, then we take  $V_{min}$  for  $\Delta\varphi < 45^\circ$

In Table 1 we give estimates of  $R_{sc}$  with corresponding literature references (columns 4th and 5th, respectively – see Kishimoto et al. 2011; Koshida et al. 2014), estimates for coefficient  $a$  (see Eq. (2)), and our black hole masses (columns 6th and 7th, respectively). We have also compiled reverberation-mapping estimates of the black hole masses from the literature (column 8 in Table 1 – see Peterson et al. 2004; Benz et al. 2007; Denny et al. 2010; Grier et al. 2012) and we compare these with our spectropolarimetric estimates (see Fig. 3). As it can be seen in Fig. 3, there is a good agreement between our measurements and reverberation ones. This supports the validity of our proposed method and the good correlation between line polarization and reverberation mapping masses strongly supports our assumption that the scattering region is at or near the inner radius of the torus.

Our method offers a number of advantages over traditional reverberation mapping (see Peterson 2014). The first and most fundamental advantage is that *our estimates of SMBH masses do not depend on the BLR inclination and geometry*, i.e. the additional effects to the rotation of the BLR, as outflows/inflows, which may strongly affect the broad line profiles (especially widths, which have been used in the reverberation method), do not change the PA shape across the line profile that is used in this method. These effects can be seen only as velocity shift of the PA center (see Fig. 2). A second advantage is that our method only needs one epoch of observation whilst reverberation mapping is very telescope-time intensive. A third advantage is that while in the reverberation method it has to be assumed *a priori* that the BLR is virialized, in using the spectropolarimetric method one can test the assumption Keplerian motion (i.e., virialization) using the relationship between  $\Delta\varphi$  and velocities across the broad line profile (see Eq. (2) and Fig. 2). Finally, another significant advantage of our method is that in principle it can be applied to lines from different spectral ranges going all the way from the near infrared and optical (such as the Balmer lines used as in this paper) to the UV part (e.g.,  $\text{Ly}\alpha$ , C III], C IV and Mg II) so long as the variation in PA of the polarization can be measured. This thus allows measurement of black hole masses in a consistent way at different cosmological epochs. Doing this in practice requires the development of high quality spectropolarimetric instrumentation.

On the other hand, there are some problems with application of the method to some AGNs: i) The inner torus radius measurements is needed for the black hole mass estimates – that can be found by using the reverberation method in the infrared (2-3  $\mu\text{m}$ , see Kishimoto et al. 2011) for low-redshift AGNs, and using the calibration between the inner torus radius and the UV radiation for high-redshift quasars (see e.g. Barvainis 1987); ii) the method can be used only for a rotating BLR disk, and in the case of the BLR with dominant radial component (without significant rotation), the method cannot be used. It may be a

problem with high ionized lines, as C IV and CIII], however, there is indications that also in high ionized lines a Keplerian motion component is present (see e.g. Clavel et al. 1987). In near future we are going to perform new spectropolarimetric observations of high redshift quasars in the UV lines.

Spectropolarimetric observations were obtained with the 6-m BTA telescope of the Special Astrophysical Observatory Academy of Sciences, operating with the financial support of the Ministry of Education and Science of Russian Federation (state contracts no. 16.552.11.7028, 16.518.11.7073). The authors also express appreciation to the Large Telescope Program Committee of the RAS for the possibility of implementing the program of Spectropolarimetric observations at the BTA. This work was supported by the Russian Foundation for Basic Research (grant N12-02-00857) and the Ministry of Education, Science and Technological Development (Republic of Serbia) through grant 176001 (“Astrophysical Spectroscopy of Extragalactic Objects”). L.Č. Popović thanks the Alexander von Humboldt foundation for supporting his research in general and COST Action MP1104 “Polarization as a tool to study the Solar System and beyond” for supporting his research in this field. We thank Martin Gaskell for useful discussion and Rene Goosmann for giving some explanation with unpublished model simulations. We thank to an anonymous referee for very useful comments.

## REFERENCES

- Afanasiev, V. L. & Moiseev, A. V. 2011, *Baltic Astr.*, 20, 363
- Afanasiev, V. L., Popović, L. Č., Goosmann, R. 2015, in preparation.
- Afanasiev, V. L., Popović, L. Č., Shapovalova, A. I., Borisov, N.V. & Ilić, D. 2014, *MNRAS*, 440, 519
- Barvainis R. 1987, *ApJ*, 320, 537
- Bentz, M. C., Denney, K. D., Cackett, E. M. et al. 2007, *ApJ*, 662, 205
- Clavel, J., Altamore, A., Boksenberg, A. et al. 1987, *ApJ*, 321, 25
- Denney, K. D., Peterson, B. M.; Pogge, R. W. et al. 2010, *ApJ*, 721, 715
- Gaskell, C. M. 2009, *NewAR*, 53, 140
- Goosmann, R. 2014, private communication (during Workshop on AGN and GL, 7 - 11 October 2014 - Konarevo, Serbia; <http://servo.aob.rs/AGN-workshop-Koncarevo/>)
- Grier, C. J., Peterson, B. M., Pogge, R. W. et al. 2012, *ApJ*, 755, id. 60, 16 pp.
- Heckman, T. M. & Kauffmann, G. 2011, *Science*, 333, 182
- Heckman, T. M. & Best, P. N. 2014, *ARAA*, 52, 589
- Kishimoto, M., Hönig, S. F., Antonucci, R., Barvainis, R., Kotani, T., Tristram, K. R. W., Weigelt, G., Levin, K. 2011, *A&A*, 527, id.A121
- Kormendy, J. & Ho, L. C. 2013, *ARAA*, 51, 511
- Koshida, S., Minezaki, T., Yoshii, Y. et al. 2014, *ApJ*, 788, id. 159, 21 pp.
- Peterson, B. 2014, *SSRev*, 183, 253

Peterson, B. M., Ferrarese, L., Gilbert, K. M et al. 2004, ApJ, 613, 682

Smith, J. E., Robinson, A., Young, S., Axon, D. J. & Corbett, E. A. 2005, MNRAS, 359,  
846

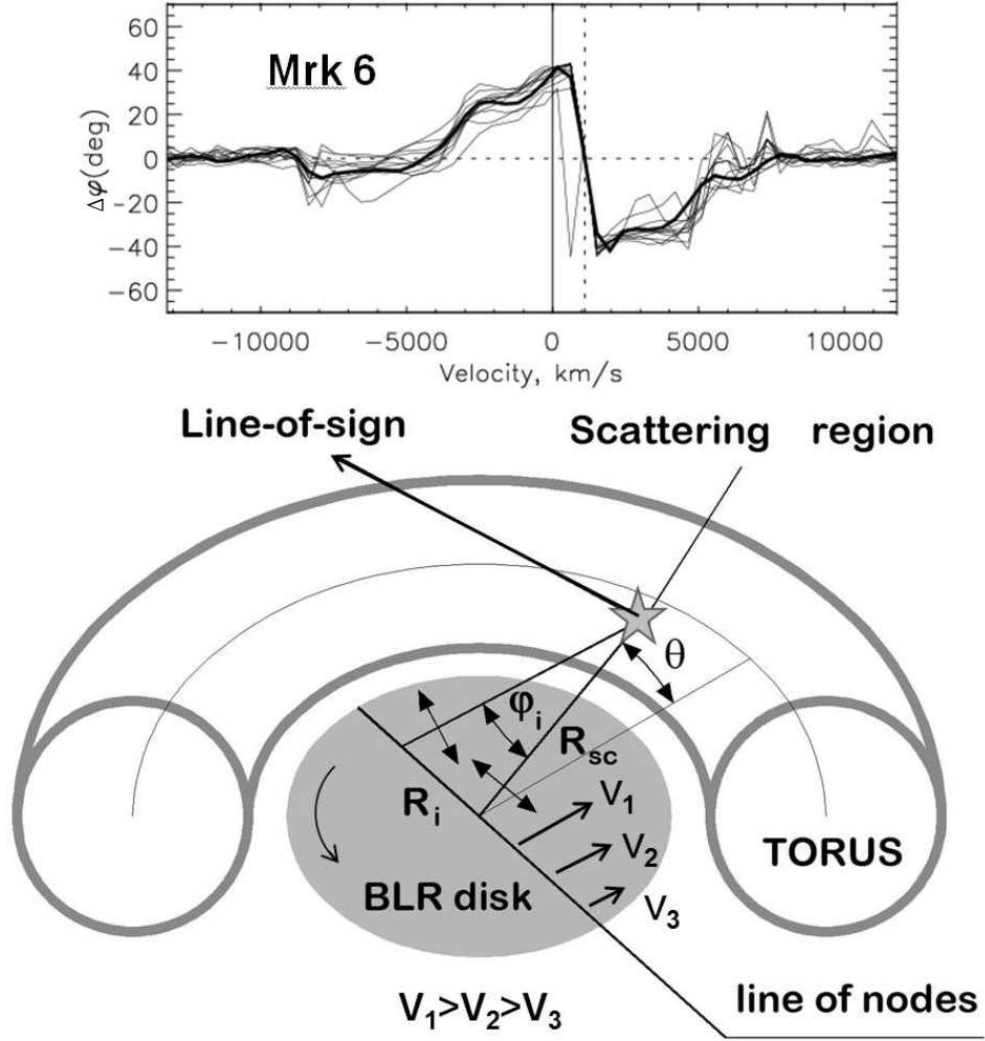


Fig. 1.— Our assumed scattering geometry is indicated in the lower part of the figure and the observed dependence of polarization angle ( $\Delta\varphi$ ) vs. velocities in the  $H\alpha$  line profile of Mrk 6 is shown in the upper part of the figure (see Afanasiev et al. 2014).

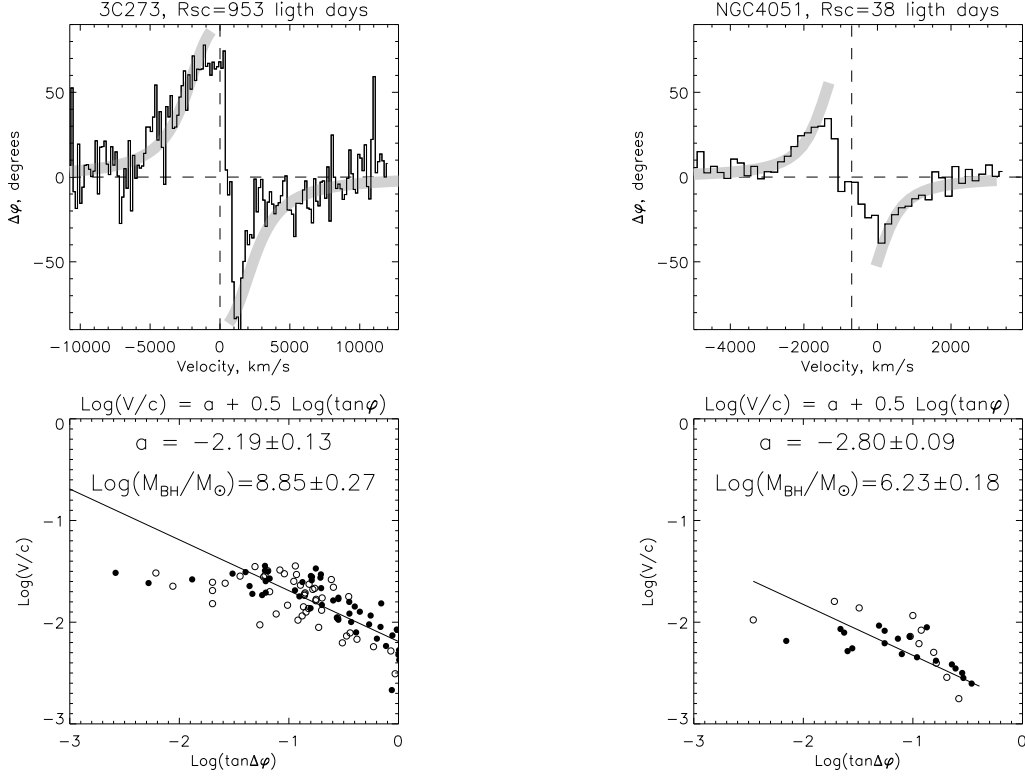


Fig. 2.— The observed shape of  $(\Delta\varphi)$  (upper panels) and velocities (lower panels) across the H line profile and for 3C273 (left hand) and NGC 4051 (right-hand panels) for the AGN in our sample with the highest and lowest masses, respectively. The full circles are from the blue and open are from the red line part. The gray curves in upper panel are expected  $\Delta\varphi$  for estimated black hole masses.

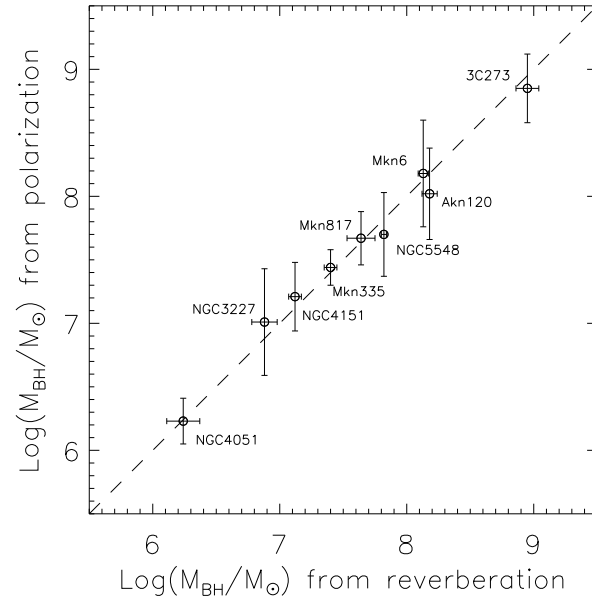


Fig. 3.— Comparison between black hole masses obtained by our spectropolarimetric method with reverberation estimates in the literature (see Table 1).

Table 1: The list of observed AGN with basic data and measured black hole masses using the polarization in broad line (Column 7) compared with ones measured by the reverberation method (Column 8). The estimates for  $R_{SC}$  are taken from 1–Kishimoto et al. (2011) and 2–Koshida et al. (2014). The reverberation measurements of black hole masses are taken from 3–Grier et al. (2012); 4–Peterson et al. (2004); 5–Denny et al. (2010) and 6–Benz et al. (2007)

Object	Type	$z$	$R_{SC}$ [pc]	Ref.	$-a$	$\log(M_{POL})[M_{\odot}]$	$\log(M_{REV})[M_{\odot}]$	Ref.
Mkn6	1.5	0.0188	0.185	1	$2.19 \pm 0.21$	$8.18 \pm 0.42$	$8.13 \pm 0.04$	3
3C273	1.0	0.1583	0.809	1	$2.19 \pm 0.13$	$8.85 \pm 0.27$	$8.95 \pm 0.09$	4
Akn120	1.0	0.0323	0.380	1,2	$2.44 \pm 0.18$	$8.02 \pm 0.36$	$8.18 \pm 0.06$	4
NGC4051	1.0	0.0024	0.032	1,2	$2.90 \pm 0.09$	$6.23 \pm 0.18$	$6.24 \pm 0.13$	4
NGC4151	1.5	0.0033	0.037	1,2	$2.34 \pm 0.13$	$7.21 \pm 0.27$	$7.12 \pm 0.05$	4
Mkn335	1.2	0.0258	0.119	2	$2.48 \pm 0.07$	$7.44 \pm 0.14$	$7.40 \pm 0.05$	3
NGC3227	1.5	0.0039	0.021	1,2	$2.32 \pm 0.21$	$7.01 \pm 0.42$	$6.88 \pm 0.10$	5
NGC5548	1.5	0.0172	0.096	2	$2.30 \pm 0.27$	$7.70 \pm 0.33$	$7.82 \pm 0.02$	6
Mkn817	1.5	0.0315	0.151	2	$2.42 \pm 0.11$	$7.67 \pm 0.21$	$7.64 \pm 0.11$	5