

NEAR-INFRARED SPECTROSCOPY OF YOUNG GALACTIC SUPERNOVA REMNANTS

BON-CHUL KOO, YONG-HYUN LEE

Seoul National University, Seoul 151-747, Korea; koo@astro.snu.ac.kr

Received October 31, 2014; accepted July 31, 2015

Abstract: Young Galactic supernova remnants (SNRs) are where we can observe closely the supernova (SN) ejecta and its interaction with circumstellar/interstellar medium. Therefore, they provide an opportunity to explore the explosion and the final stage of the evolution of massive stars. Near-infrared (NIR) emission lines in SNRs mostly originate from shocked dense material. In shocked SN ejecta, forbidden lines from heavy ions are prominent, while in shocked circumstellar/interstellar medium, [Fe II] and H₂ lines are prominent. [Fe II] lines are strong in both media, and therefore [Fe II] line images provide a good starting point for the NIR study of SNRs. There are about twenty SNRs detected in [Fe II] lines, some of which have been studied in NIR spectroscopy. We will review the NIR [Fe II] observations of SNRs and introduce our recent NIR spectroscopic study of the young core-collapse SNR Cas A where we detected strong [P II] lines.

Key words: infrared: ISM: shock waves: supernova remnants

1. INTRODUCTION

In 1980s, NIR spectra of several SNRs were obtained (Seward, Harnden, Murdin, & Clark, 1983; Graham, Wright, & Longmore, 1987; Burton, Geballe, Brand, & Webster, 1988; Oliva, Moorwood, & Danziger, 1989; Graham, Wright, & Longmore, 1990; Oliva, Moorwood, & Danziger, 1990). A surprising result was that the forbidden lines from Fe II are much stronger than hydrogen recombination lines in contrast to HII regions. Also, it was found that NIR ro-vibrational H₂ lines are bright in some SNRs, which might be interacting with molecular clouds (Burton, Brand, Geballe, & Webster, 1989; Burton & Spyromilio, 1993). These early studies showed that [Fe II] and H₂ lines are sensitive probes of shocked gas in SNRs.

More recently, it was found that the NIR spectra of young SNRs are interesting, sometimes showing many ionic lines from supernova (SN) ejecta material (Gerardy & Fesen, 2001; Koo et al., 2007; Moon et al., 2009; Lee et al., 2013; Koo et al., 2013). In the Milky Way, there are about 300 SNRs, and 20–30 of them are younger than several thousand years. These young SNRs still have the imprints of explosion. So NIR spectroscopy can probe the explosion dynamics, SN nucleosynthesis, and the late-stage evolution of progenitor star. Among young SNRs, G11.2–0.3, RCW 103, W49B, and Cas A are known to be bright in [Fe II] lines, and they are all small core-collapse SNRs that might be interacting with dense CSM (Koo, 2014). We have recently completed a survey of the Galactic plane in [Fe II] 1.644 μm emission line, called UWIFE (UKIRT Widefield Infrared survey for Fe⁺) survey (Lee et al., 2014a, see also the paper by Lee, J.-J. in this volume), where we detected [Fe II] emission in 17 SNRs out of 80 SNRs in the survey

area ($\ell = 7^\circ$ to 65° and $|b| \leq 1.3^\circ$). Therefore, the SNR samples with [Fe II] emission will increase in near future.

In this paper, we will first briefly summarize the characteristics and applications of NIR [Fe II] lines and then introduce our recent NIR spectroscopic study of Cas A where we detected strong [P II] lines.

2. NIR [FE II] EMISSION FROM SNRS

[Fe II] line images of young SNRs show that [Fe II] line emitting regions are filamentary and spatially confined in contrast to radio or X-rays (see Fig. 4 of Koo, 2014). This is because they originate from different environments. Figure 1 is a schematic diagram showing the structure of young SNRs. The SNR is bounded by SN blast wave or forward shock. The shocked ambient medium is confined between SN blast wave and contact discontinuity. In the innermost region, there is freely expanding SN ejecta, which is heated when it encounters the reverse shock. And radio and X-rays are emitted from these shocked SN ejecta and shocked ambient medium, which is mostly circumstellar medium (CSM) in the case of young SNRs. In contrast, the NIR emission is emitted when the shocks encounter either dense ambient medium or dense SN ejecta and becomes radiative.

In shocks propagating into a medium of normal abundance, an extended temperature plateau region at $T_e \sim 10^4$ K develops in postshock cooling region, and this is where [Fe II] lines are emitted (Koo, 2014). In shocks propagating into SN ejecta, the temperature and emissivity profiles are very different because of strong cooling (Koo et al., 2013). Fe II has 16 levels near the ground state that can be easily excited in the cooling region, and can emit strong NIR lines. In the NIR band, two strongest lines are 1.257 and 1.644 μm lines, and 10–20

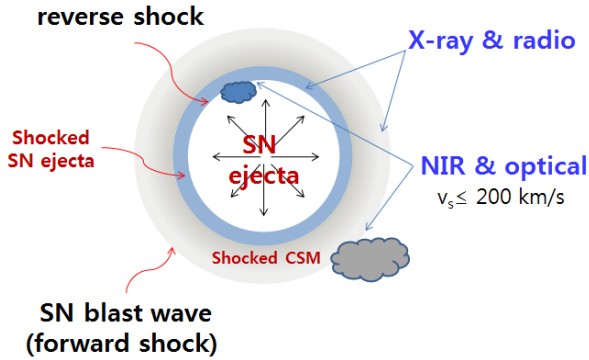


Figure 1. Schematic diagram showing the structure of young SNRs and where emissions of different wavebands originate.

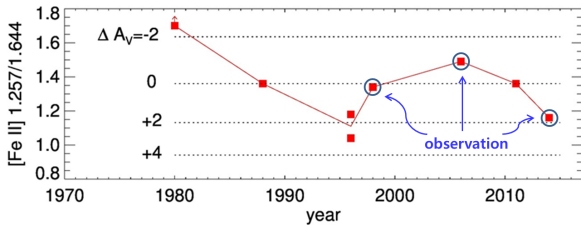


Figure 2. $[\text{Fe II}] 1.257/[\text{Fe II}] 1.644$ line intensity ratios reported in literature. The dotted lines mark the differences in A_V when the $[\text{Fe II}] 1.257/1.644$ ratio different from 1.36 is adopted. References: Nussbaumer & Storey (1980), Nussbaumer & Storey (1988), Quinet et al. (1996) (SST/HFR), Bautista & Pradhan (1998) (observed, based on Everett & Bautista 1996 private comm.), Smith & Hartigan (2006), Deb & Hibbert (2011), Giannini et al. (2014)

lines are seen (Koo, 2014, and references therein).

There are two direct applications of $[\text{Fe II}]$ lines: (1) The extinction to the source can be accurately measured from the lines originating from the same upper levels, and (2) electron density of the emitting region can be derived using lines with comparable excitation energies. A major uncertainty in these applications is from atomic constants. For example, Figure 2 shows $[\text{Fe II}] 1.257/[\text{Fe II}] 1.644$ line intensity ratios, which is a good indicator of extinction, predicted by theoretical calculations and also the ratios derived from observations. There is still some scatter and, depending on the adopted atomic constants, A_V could be off by a few magnitudes.

As pointed out earlier, the ratio of $[\text{Fe II}]$ lines to H-recombination lines are much higher than those of HII regions, so that the ratio can be used to discriminate the shock-ionized gas from photoionized gas. Figure 3 shows that $[\text{Fe II}] 1.257/\text{H Pa-}\beta$ line intensity ratio of SNRs is greater than 0.1 while it is 0.01–0.03 in the Orion HII region. The high ratio is partly due to the extended line-emitting region in the shock and probably also partly due to the increase of the gas-phase Fe abundance caused by the destruction of dust grains. For SNRs, one can derive the shock speed by comparing the ratio with shock models. But the predicted ratios could

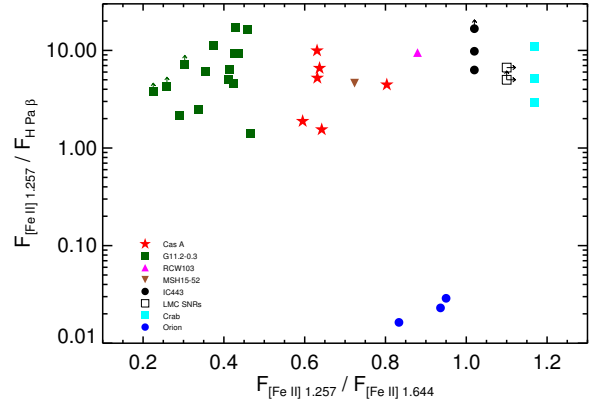


Figure 3. $[\text{Fe II}] 1.257/\text{H Pa-}\beta$ versus $[\text{Fe II}] 1.257/[\text{Fe II}] 1.644$ line intensity ratio of SNRs. Note that $[\text{Fe II}] 1.257/[\text{Fe II}] 1.644$ ratio is an indicator of extinction to the source. The ratios of Orion region are marked for comparison. References: Cas A (Gerardy & Fesen, 2001; Koo et al., 2013; Lee et al., 2014b), G11.2-0.3 (Koo et al., 2007; Moon et al., 2009), RCW 103 (Oliva, Moorwood, & Danziger, 1989, 1990), MSH 15-52 (Seward, Harnden, Murdin, & Clark, 1983), IC 443 (Graham, Wright, & Longmore, 1987), LMC SNRs (Oliva et al., 2001), Crab (Graham, Wright, & Longmore, 1990), Orion (Walmsley, Natta, Oliva, & Testi, 2000).

be different among models, sometimes by a large factor, so that one should be careful in doing such analysis.

3. NIR $[\text{Fe II}]$ AND $[\text{P II}]$ EMISSION FROM CAS A

3.1. NIR spectroscopy of Cas A

Cas A is a 330-yr old young SNR. It is one of the few SNRs whose SN types are confirmed from the spectrum of light echo. It is SN I Ib with a progenitor mass between 15 and 25 M_{\odot} . Recently, IR space missions detected a significant amount of dust in this remnant, which amplified the interests on this object.

From optical studies, it has been well known that there are two types of dense knots, namely FMKs which are SN ejecta knots moving at several thousand km s^{-1} and QSFs which are dense CS knots moving at a few hundred km s^{-1} . A few people carried out NIR spectroscopy to study the extinction to the remnant and also the density of knots (Gerardy & Fesen, 2001; Eriksen, Arnett, McCarthy, & Young, 2009). In particular, Gerardy & Fesen showed that NIR spectral features of FMKs and QSFs are quite different. We also obtained JHK long-slit spectra along the bright shell and identified 63 clumps (Koo et al., 2013; Lee et al., 2014b). NIR spectra of the knots could be classified into three distinct groups: He-rich knots with strong He lines, S-rich knots with strong S and other intermediate mass element lines, and Fe-rich knots where essentially only Fe lines appear. These spectroscopically-distinct knots also demonstrate different kinematic properties. He-rich knots are moving slowly, while S-rich and Fe-rich knots are moving at velocities as high as 2000 km s^{-1} . These spectroscopic and kinematic properties imply that He-rich knots are CS knots corresponding to QSFs while S-rich knots are

SN ejecta knots corresponding to FMKs. Fe-rich knots are most likely SN ejecta material from the innermost core.

3.2. [P II] lines in Cas A and SN Nucleosynthesis

Among the NIR lines, an interesting line was 1.189 μm line from Phosphorus (P). It was detected mainly in S-rich knots and the line intensities were as strong as those of [Fe II] lines. This is surprising because P is not an abundant element. Its cosmic abundance is $X(\text{P}/\text{H}) = 2.8 \times 10^{-7}$ and its relative abundance to Fe by number is only 1/110. [P II] 1.189 μm line originates from a level whose excitation energy is almost identical to that of [Fe II] 1.257 μm line, and therefore the two lines originate from almost the same region in shocked gas. And one can derive the relative abundance of the two elements directly from the line intensity ratios without a detailed analysis using a shock code. For the range of electron densities of Cas A knots, i.e., $n_e = 3 \times 10^3$ to $2 \times 10^5 \text{ cm}^{-3}$, $F_{[\text{P II}]1.189}/F_{[\text{Fe II}]1.257} = (3 - 7)X(\text{P}/\text{Fe})$ (Koo et al., 2013, see also Oliva et al. 2001). The derived $X(\text{P}/\text{H})$ of He-rich knots were close to the solar abundance while the abundance of S-rich knots were as much as 100 times higher than the cosmic abundance. This confirmed the in situ production of P. And the observed abundance ratios nicely fit into the theoretical range of 15 M_\odot SN. However, the ratios were higher than the ratio for a complete mixing of core below He-rich layer, which implied that these dense knots largely retained their original abundances. This was the first result confirming the nucleosynthesis of P in SN.

3.3. [P II] lines for the ISM Study

[P II] 1.189/[Fe II] 1.257 intensity ratio can be used for the study of shock processing of dust in the ISM because P is not depleted while Fe is mostly locked in dust grains. In the general ISM, therefore, [P II] 1.189/[Fe II] 1.257 intensity ratio is high. But in fast shocks, dust grains are destroyed, so that the gas phase Fe abundance increases and therefore [P II]/[Fe II] ratio decreases. These properties have been used for the study of dust processing in HH objects and the origin of [Fe II] emission in external galaxies (e.g., Garcia Lopez et al., 2010; Oliva et al., 2001). Figure 4 shows $F_{[\text{P II}]1.189}/F_{[\text{Fe II}]1.257}$ versus $F_{[\text{Fe II}]1.257}/F_{\text{H Pa-}\beta}$ of SNRs, HII regions, HH objects, and the galaxy NGC 1068. Note that both ratios are shock indicators, so that SNRs and HII regions are well separated in this diagram. NGC 1068, however, has [P II] 1.189/[Fe II] 1.257 intensity ratio close to HII region, but [Fe II] 1.257/H Pa- β intensity ratio between those of HII region and SNRs.

4. SUMMARY

The following is a brief summary:

(1) NIR spectra of SNRs are dominated by [Fe II] and H_2 emission lines unless the emission is from SN ejecta material. [Fe II] lines can be used to derive A_V , n_e , and shock parameters. But there is an uncertainty associated with atomic parameters and shock codes. [Fe

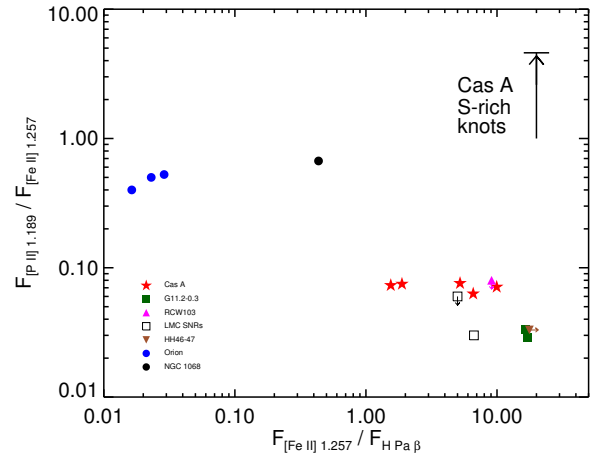


Figure 4. [P II] 1.189/[Fe II] 1.257 versus [Fe II] 1.257/H Pa- β line intensity ratios of various types of astronomical sources. References: Cas A Koo et al. (2013); Lee et al. (2014b), G11.2-0.3 (Moon, D.-S. personal communication), RCW 103 (Oliva, Moorwood, & Danziger, 1989, 1990), LMC SNRs (Oliva et al., 2001), HH46-47 (Garcia Lopez et al., 2010), Orion (Walmsley, Natta, Oliva, & Testi, 2000), and NGC 1068 (Oliva et al., 2001).

II] lines can be used to infer the environment of SNRs, e.g., the SNRs which are interacting with dense CSM are bright in [Fe II] lines.

(2) NIR spectroscopy of Cas A shows that CS and SN ejecta knots are clearly distinguished in their NIR spectra. [P II] lines are strong in S-rich SN ejecta material, and the derived $X[\text{P}/\text{Fe}]$ is compatible with the local nucleosynthetic SN model. [P II] line provides an accurate $X(\text{P}/\text{Fe})$, which can be used to study the shock destruction of dust grains and the origin of [Fe II] emission lines.

ACKNOWLEDGMENTS

This research was supported by Basic Science Research Program through the National Research Foundation of Korea(NRF) funded by the Ministry of Science, ICT and future Planning (2014R1A2A2A01002811).

REFERENCES

- Bautista, M. A. and Pradhan, A. K. 1998, Ionization Structure and Spectra of Iron in Gaseous Nebulae and Partially Ionized Zones, *Revista Mexicana de Astronomia y Astrofisica Conference Series*, 7, 163
- Burton, M. and Spyromilio, J. 1993, A Near Infrared View of Supernova Remnant / Molecular Cloud Interactions, *Proceedings of the Astronomical Society of Australia*, 10, 327
- Burton, M. G., Brand, P. W. J. L., Geballe, T. R., and Webster, A. S. 1989, Molecular hydrogen line ratios in four regions of shock-excited gas, *Monthly Notices of the Royal Astronomical Society*, 236, 409
- Burton, M. G., Geballe, T. R., Brand, P. W. J. L., and Webster, A. S. 1988, Shocked molecular hydrogen in the supernova remnant IC 443, *Monthly Notices of the Royal Astronomical Society*, 231, 617

- Deb, N. C. and Hibbert, A. 2011, Radiative transition rates for the forbidden lines in Fe II, *Astronomy and Astrophysics*, 536, AA74
- Eriksen, K. A., Arnett, D., McCarthy, D. W., and Young, P. 2009, The Reddening Toward Cassiopeia A's Supernova: Constraining the ^{56}Ni Yield, *The Astrophysical Journal*, 697, 29
- Garcia Lopez, R., Nisini, B., Eisloffel, J., Giannini, T., Bacciotti, F., and Podio, L. 2010, IR diagnostics of embedded jets: kinematics and physical characteristics of the HH46-47 jet, *Astronomy and Astrophysics*, 511, AA5
- Gerardy, C. L. and Fesen, R. A. 2001, Near-Infrared Spectroscopy of the Cassiopeia A and Kepler Supernova Remnants, *The Astronomical Journal*, 121, 2781
- Graham, J. R., Wright, G. S., and Longmore, A. J. 1987, Infrared spectroscopy of the supernova remnant IC 443, *The Astrophysical Journal*, 313, 847
- Graham, J. R., Wright, G. S., and Longmore, A. J. 1990, Infrared spectroscopy and imaging of the Crab Nebula, *The Astrophysical Journal*, 352, 172
- Giannini, T., Antonucci, S., Nisini, B., et al. 2014, arXiv:1410.8304
- Koo, B.-C. 2014, Infrared [Fe II] and Dust Emissions from Supernova Remnants, *IAU Symposium*, 296, 214
- Koo, B.-C., Moon, D.-S., Lee, H.-G., Lee, J.-J., and Matthews, K. 2007, [Fe II] and H₂ Filaments in the Supernova Remnant G11.2-0.3: Supernova Ejecta and Presupernova Circumstellar Wind, *The Astrophysical Journal*, 657, 308
- Koo, B.-C., Lee, Y.-H., Moon, D.-S., Yoon, S.-C., and Raymond, J. C. 2013, Phosphorus in the Young Supernova Remnant Cassiopeia A, *Science*, 342, 1346
- Lee, H.-G., and 11 colleagues 2013, Wide Integral-field Infrared Spectroscopy of the Bright [Fe II] Shell in the Young Supernova Remnant G11.2-0.3, *The Astrophysical Journal*, 770, 143
- Lee, J.-J., Koo, B.-C., Lee, Y.-H., et al. 2014a, UKIRT Widefield Infrared Survey for Fe⁺, *Monthly Notices of the Royal Astronomical Society*, 443, 2650
- Lee, Y.-H. et al. 2014b, in preparation
- Moon, D.-S., Koo, B.-C., Lee, H.-G., Matthews, K., Lee, J.-J., Pyo, T.-S., Seok, J. Y., and Hayashi, M. 2009, Dense Iron Ejecta and Core-Collapse Supernova Explosion in the Young Supernova Remnant G11.2-0.3, *The Astrophysical Journal*, 703, L81
- Nussbaumer, H. and Storey, P. J. 1980, Atomic data for Fe II, *Astronomy and Astrophysics*, 89, 308
- Nussbaumer, H. and Storey, P. J. 1988, Transition probabilities for forbidden Fe II infrared lines, *Astronomy and Astrophysics*, 193, 327
- Oliva, E., Moorwood, A. F. M., and Danziger, I. J. 1989, Infrared spectroscopy of supernova remnants, *Astronomy and Astrophysics*, 214, 307
- Oliva, E., Moorwood, A. F. M., and Danziger, I. J. 1990, Infrared spectroscopy of supernova remnants. II - A detailed study of RCW 103, *Astronomy and Astrophysics*, 240, 453
- Oliva, E., and 21 colleagues 2001, NICS-TNG infrared spectroscopy of NGC 1068: The first extragalactic measurement of [P II] and a new tool to constrain the origin of [Fe II] line emission in galaxies, *Astronomy and Astrophysics*, 369, L5
- Quinet, P., Le Dourneuf, M., and Zeippen, C. J. 1996, Atomic data from the IRON Project. XIX. Radiative transition probabilities for forbidden lines in Fe II., *Astronomy and Astrophysics Supplement Series*, 120, 361
- Seward, F. D., Harnden, F. R., Jr., Murdin, P., and Clark, D. H. 1983, MSH 15-52 - A supernova remnant containing two compact X-ray sources, *The Astrophysical Journal*, 267, 698
- Smith, N. and Hartigan, P. 2006, Infrared [Fe II] Emission from P Cygni's Nebula: Atomic Data, Mass, Kinematics, and the 1600 AD Outburst, *The Astrophysical Journal*, 638, 1045
- Walmsley, C. M., Natta, A., Oliva, E., and Testi, L. 2000, The structure of the Orion bar, *Astronomy and Astrophysics*, 364, 301