

# Directed tunneling of a prescribed number of dipolar bosons in shaken triple-well potentials

Xiaobing Luo<sup>1,\*</sup>, Yueming Wang<sup>2</sup>, Xiaoguang Yu<sup>1</sup>, Yu Guo<sup>3</sup>,  
Guishu Chong<sup>4,\*\*</sup>, Donglan Wu<sup>1</sup>, Qianglin Hu<sup>1</sup>

<sup>1</sup>Department of Physics, Jinggangshan University, Ji'an 343009, China

<sup>2</sup>Department of Physics, Shanxi University, Taiyuan 030006, China

<sup>3</sup>School of Physics and Electronic Science, Changsha University of Science and Technology, Changsha 410114, China

<sup>4</sup>Department of Physics, Hunan University, Changsha 410114, China

\* E-mail:xiaobingluo2013@aliyun.com

\*\* E-mail:chonggs@hnu.edu.cn

**Abstract.** We propose a scheme for precise control of tunneling dynamics of dipolar bosons in shaken triple-well potentials. In the high-frequency regimes and under the resonance conditions, we have analytically and numerically demonstrated that we can transport a priori prescribed number of dipolar bosons along different pathways and different directions by adjusting the driving parameters. These results extend the previous many-body selective coherent destruction of tunneling (CDT) schemes for nondipolar bosons in double-well potentials[Phys. Rev. Lett. 103, 133002 (2009); Phys. Rev. A 86, 044102 (2012)], thus offering an efficient way to design the long-range coherent quantum transportation.

PACS numbers: 03.75.Kk, 03.75.Lm, 42.50.Vk, 05.30.Jp

## 1. Introduction

In recent years, quantum-degenerate dipolar gases have attracted a great deal of attention from both theoretical and experimental studies[1]-[4]. In addition to the short-range and isotropic (s-wave) contact interaction, which is usually at work in ultra-cold gases, long-range and anisotropic dipole-dipole interaction (DDI) also plays a significant role in dipolar quantum gases and gives rise to a rich variety of new physical properties. A minimal system for direct visualization of the nonlocal characters of DDI is dipolar Bose-Einstein condensate (BEC) in a triple-well potential, which is described by a three-site Bose-Hubbard model with neighbor interactions. This minimal system has been actively studied and known to display some novel features, such as mesoscopic quantum superpositions[5], interaction-induced coherence[6], role of anisotropy[7] and entanglement entropy[8]. In addition, dipolar Bose-Einstein condensates in triple-well potentials have been also investigated by ways of mean-field treatments[9]-[11] and multi-configuration time-dependent Hartree (MCTDH) method[12].

Recently, there has been a burst of interest in experimental realization of quantum control with periodic lattice shaking technique. Periodically shaking lattice leads to many important physics, such as coherent destruction of tunneling (CDT)[13, 14, 15], photon-assisted tunneling[16], Mott-insulator-superfluid transition[17], simulation of frustrated classical magnetism[18] and effective ferromagnetism[19], control of cotunneling and superexchange[20], generation of synthetic gauge field[21], realization of Haldane model[22], and so on. Among these intriguing aspects, CDT effect is a simple and powerful tool to control quantum tunneling dynamics[23, 24], based on which two schemes for selective CDT of strongly interacting bosons in a symmetric double-well potential have been established by modulating the self-interaction strength[25] or energy level unbalance[26]. In these two many-body selective CDT schemes, the modulation can be tuned in such a way that only an arbitrarily and a priori prescribed number of bosons are allowed to tunnel from one well to the other. The sensitivity of CDT to particle number has also been demonstrated in an earlier work[27], which enables the self-trapped state to be used as a quantum beam splitter. As three-site system is a paradigmatic model for longer array of lattice, extensive efforts have been paid to study the dynamics of periodically shaken triple-well potentials[28]-[32]. More recently, directed tunneling of 1 or  $N - 1$  dipolar atoms with  $N > 2$  in a triple-well potential has been found numerically[33]. It naturally leads to another question: is it possible to precisely control an arbitrarily prescribed number of dipolar bosons allowed to tunnel by shaking triple-well potential?

In this article, we suggest a method to control directed tunneling of a prescribed number of dipolar bosons in periodically high-frequency shaken triple-well potentials, which extends the previous many-body selective CDT schemes for nondipolar bosons in double-well potentials[25, 26]. Under certain conditions, we analytically and numerically demonstrate that the driven three-site model can be reduced to a double-well model, in which only tunneling between two adjacent wells is allowed. We also reveal that

direct tunneling of a priori prescribed number of dipolar bosons occurs along different pathways and different directions. Our results may provide an additional possibility for designing the long-range coherent quantum transportation.

## 2. Model and high-frequency approximation

The starting point of our analysis is provided by a driven three-site Bose-Hubbard Hamiltonian in the presence of long-range DDI, which describes the tunneling dynamics of dipolar bosons in a shaken triple-well potential. Under the single-band tight-binding approximation, by expanding the bosonic field operator as  $\hat{\psi}(\mathbf{r}) = \sum_{j=1}^3 \phi_j(\mathbf{r})\hat{a}_j$  where  $\phi_j(\mathbf{r})$  is the Wannier state localized at the  $j$ th site and  $\hat{a}_j$  is the corresponding atom annihilation operator, the three-site Bose-Hubbard Hamiltonian is given by[5, 33]

$$\hat{H} = \hat{H}_{\text{tun}} + \hat{H}_{\text{int}} + \hat{H}_{\text{ex}}$$

with

$$\begin{aligned} \hat{H}_{\text{tun}} &= -v \sum_{j=1}^2 (\hat{a}_{j+1}^\dagger \hat{a}_j + \hat{a}_j^\dagger \hat{a}_{j+1}) \\ \hat{H}_{\text{int}} &= \frac{U_0}{2} \sum_{j=1}^3 \hat{n}_j (\hat{n}_j - 1) + U_1 (\hat{n}_1 \hat{n}_2 + \hat{n}_2 \hat{n}_3) + U_2 \hat{n}_1 \hat{n}_3 \\ \hat{H}_{\text{ex}} &= \varepsilon(t) (\hat{a}_1^\dagger \hat{a}_1 - \hat{a}_3^\dagger \hat{a}_3), \end{aligned} \quad (1)$$

where  $\hat{n}_j = \hat{a}_j^\dagger \hat{a}_j$  is the particle number operator at the the  $j$ th site,  $v = \int d\mathbf{r} \phi_j^*(\mathbf{r}) [-\nabla^2/2 + V_{\text{trap}}(\mathbf{r})] \phi_{j+1}^*(\mathbf{r})$  is the hopping (tunneling) rate between two sites,  $U_0 = g \int d\mathbf{r} |\phi_j^*(\mathbf{r})|^4 + \int |\phi_j(\mathbf{r})|^2 |\phi_j(\mathbf{r}')|^2 V_{\text{dd}}(\mathbf{r} - \mathbf{r}') d\mathbf{r} d\mathbf{r}'$  characterizes the on-site interactions,  $U_1 = \int |\phi_j(\mathbf{r})|^2 |\phi_{j+1}(\mathbf{r}')|^2 V_{\text{dd}}(\mathbf{r} - \mathbf{r}') d\mathbf{r} d\mathbf{r}'$  is the coupling constant induced by nearest-neighbor DDI, and  $U_2 = \int |\phi_1(\mathbf{r})|^2 |\phi_3(\mathbf{r}')|^2 V_{\text{dd}}(\mathbf{r} - \mathbf{r}') d\mathbf{r} d\mathbf{r}'$  describes the next-nearest-neighbor interaction. In the above expressions, the natural unit  $\hbar = m = 1$  with  $m$  being the atomic mass is used,  $g = 4\pi a_s$  is the familiar short-range interaction constant with  $a_s$  being the s-wave scattering length,  $V_{\text{trap}}(\mathbf{r})$  is the time-independent triple-well scalar potential, and  $V_{\text{dd}}(\mathbf{r} - \mathbf{r}')$  is the DDI potential. Here the external driving field is applied in the form[16, 33],  $\varepsilon(t) = \varepsilon_0 + \varepsilon_1 \cos(\omega t)$  with  $\varepsilon_0$  and  $\varepsilon_1$  being magnitudes of static and ac fields,  $\omega$  the driving frequency, respectively. The time-dependent part  $\hat{H}_{\text{ex}}$  of the Hamiltonian (1) can be experimentally realized by shaking (accelerating with a constant and modulating force) the triple-well potential[16].

The Hamiltonian (1) conserves the total number of particles. We can expand the vector state  $|\psi(t)\rangle$  of the system in Fock space according to

$$|\psi(t)\rangle = \sum_{n_1, n_2, n_3} C_{n_1, n_2, n_3} |n_1, n_2, n_3\rangle, \quad (2)$$

where  $n_1 + n_2 + n_3 = N$ . Substitution of the ansatz (2) into the Schrödinger equation  $i\partial_t |\psi(t)\rangle = \hat{H} |\psi(t)\rangle$ , one obtains the following coupled equations for the probability amplitudes  $C_{n_1, n_2, n_3}$

$$\begin{aligned}
i\dot{C}_{N,0,0} &= V_{N,0,0}C_{N,0,0} + \kappa_0 C_{N-1,1,0} \\
i\dot{C}_{N-n,n,0} &= V_{N-n,n,0}C_{N-n,n,0} + \kappa_n C_{N-n-1,n+1,0} \\
&\quad + \kappa_{n-1} C_{N-n+1,n-1,0} + \nu_n C_{N-n,n-1,1} \\
&\quad (n = 1, 2, \dots, N-1) \\
i\dot{C}_{0,N,0} &= V_{0,N,0}C_{0,N,0} + \kappa_{N-1} C_{1,N-1,0} \\
&\quad + \kappa_{N-1} C_{0,N-1,1} \\
i\dot{C}_{0,n,N-n} &= V_{0,n,N-n}C_{0,n,N-n} + \kappa_n C_{0,n+1,N-n-1} \\
&\quad + \kappa_{n-1} C_{0,n-1,N-n+1} + \nu_n C_{1,n-1,N-n} \\
&\quad (n = 1, 2, \dots, N-1) \\
i\dot{C}_{0,0,N} &= V_{0,0,N}C_{0,0,N} + \kappa_0 C_{0,1,N-1} \\
&\quad \dots\dots\dots,
\end{aligned} \tag{3}$$

where we have set

$$\begin{aligned}
V_{n_1, n_2, n_3} &= \langle n_1, n_2, n_3 | (\hat{H}_{\text{int}} + \hat{H}_{\text{ex}}) | n_1, n_2, n_3 \rangle \\
\kappa_n &= -v\sqrt{(n+1)(N-n)}, n = 0, 1, 2, \dots, N \\
\nu_n &= -v\sqrt{n}, n = 1, 2, \dots, N \\
V_{N-n,n,0} &= F_n^1 + \varepsilon_1 \cos(\omega t)(N-n), n = 0, 1, 2, \dots, N \\
F_n^1 &= \frac{U_0}{2} [(N-n)(N-n-1) + n(n-1)] \\
&\quad + U_1(N-n)n + \varepsilon_0(N-n) \\
V_{0,n,N-n} &= F_n^2 - \varepsilon_1 \cos(\omega t)(N-n), n = 0, 1, 2, \dots, N \\
F_n^2 &= \frac{U_0}{2} [(N-n)(N-n-1) + n(n-1)] \\
&\quad + U_1(N-n)n - \varepsilon_0(N-n) \\
V_{N-n,n-1,1} &= F_n^3 + \varepsilon_1 \cos(\omega t)(N-n-1), n = 1, 2, \dots, N \\
F_n^3 &= \frac{U_0}{2} [(N-n)(N-n-1) + (n-1)(n-2)] \\
&\quad + U_1[(N-n)(n-1) + (n-1)] \\
&\quad + U_2(N-n) + \varepsilon_0(N-n-1) \\
V_{1,n-1,N-n} &= F_n^4 - \varepsilon_1 \cos(\omega t)(N-n-1), n = 1, 2, \dots, N \\
F_n^4 &= \frac{U_0}{2} [(N-n)(N-n-1) + (n-1)(n-2)] \\
&\quad + U_1[(N-n)(n-1) + (n-1)] \\
&\quad + U_2(N-n) - \varepsilon_0(N-n-1).
\end{aligned} \tag{4}$$

Although it is difficult to obtain exact analytic solutions of Eq. (3), we can approximately study some interesting phenomena in the high-frequency regime with  $\omega \gg v$ . To that

end, we introduce the function transformation

$$C_{n_1, n_2, n_3}(t) = B_{n_1, n_2, n_3}(t) \exp[-i \int_0^t V_{n_1, n_2, n_3}(t') dt'], \quad (5)$$

Then, Eq. (3) is transformed to the coupled equations in terms of new amplitudes  $B_{n_1, n_2, n_3}(t)$

$$\begin{aligned} i\dot{B}_{N,0,0} &= \kappa_0 B_{N-1,1,0} \\ &\quad \times \exp[-i(F_1^1 - F_0^1)t + i\frac{\varepsilon_1}{\omega} \sin(\omega t)] \\ i\dot{B}_{N-n,n,0} &= \kappa_n B_{N-n-1,n+1,0} \\ &\quad \times \exp[-i(F_{n+1}^1 - F_n^1)t + i\frac{\varepsilon_1}{\omega} \sin(\omega t)] \\ &\quad + \kappa_{n-1} B_{N-n+1,n-1,0} \\ &\quad \times \exp[-i(F_{n-1}^1 - F_n^1)t - i\frac{\varepsilon_1}{\omega} \sin(\omega t)] \\ &\quad + \nu_n B_{N-n,n-1,1} \\ &\quad \times \exp[-i(F_n^3 - F_n^1)t + i\frac{\varepsilon_1}{\omega} \sin(\omega t)] \\ &\quad (n = 1, 2, \dots, N-1) \\ i\dot{B}_{0,N,0} &= \kappa_{N-1} B_{1,N-1,0} \\ &\quad \times \exp[-i(F_{N-1}^1 - F_N^1)t - i\frac{\varepsilon_1}{\omega} \sin(\omega t)] \\ &\quad + \kappa_{N-1} B_{0,N-1,1} \\ &\quad \times \exp[-i(F_{N-1}^2 - F_N^1)t + i\frac{\varepsilon_1}{\omega} \sin(\omega t)] \\ i\dot{B}_{0,n,N-n} &= \kappa_n B_{0,n+1,N-n-1} \\ &\quad \times \exp[-i(F_{n+1}^2 - F_n^2)t - i\frac{\varepsilon_1}{\omega} \sin(\omega t)] \\ &\quad + \kappa_{n-1} B_{0,n-1,N-n+1} \\ &\quad \times \exp[-i(F_{n-1}^2 - F_n^2)t + i\frac{\varepsilon_1}{\omega} \sin(\omega t)] \\ &\quad + \nu_n B_{1,n-1,N-n} \\ &\quad \times \exp[-i(F_n^4 - F_n^2)t - i\frac{\varepsilon_1}{\omega} \sin(\omega t)] \\ &\quad (n = 1, 2, \dots, N-1) \\ i\dot{B}_{0,0,N} &= \kappa_0 B_{0,1,N-1} \\ &\quad \times \exp[-i(F_1^2 - F_0^2)t - i\frac{\varepsilon_1}{\omega} \sin(\omega t)] \\ &\quad \dots\dots\dots \end{aligned} \quad (6)$$

To produce the directed motion of dipolar bosons, we assume that the following resonance conditions are satisfied

$$(U_0 - U_1) = (U_1 - U_2) = \omega, \quad (7)$$

$$\varepsilon_0 = m\omega, m = 0, \pm 1, \pm 2, \dots \quad (8)$$

Under such resonant conditions, the system will exchange energy with the driving field

to bridge the energy gap resulting from strong interactions and static tilt, and the energy scale of the system becomes characterized by the natural tunneling coefficient  $v$ . When the shaking frequency is much larger than the energy scale  $v$ , the amount of change in  $B_{n_1, n_2, n_3}(t)$  during a period,  $T = 2\pi/\omega$ , can be regarded as being infinitesimal. Thus Eq. (6) can be integrated approximately over a period  $2\pi/\omega$  by supposing that  $B_{n_1, n_2, n_3}(t)$  are constants. By averaging the rapidly oscillating exponential terms in Eq. (6), we obtain a group of approximate equations for the evolution of the amplitudes  $B_{n_1, n_2, n_3}(t)$

$$\begin{aligned}
i\dot{B}_{N,0,0} &= \kappa_0 B_{N-1,1,0} \mathcal{J}_{-(N-1)-m}\left(\frac{\varepsilon_1}{\omega}\right) \\
i\dot{B}_{N-n,n,0} &= \kappa_n B_{N-n-1,n+1,0} \mathcal{J}_{-(N-2n-1)-m}\left(\frac{\varepsilon_1}{\omega}\right) \\
&\quad + \kappa_{n-1} B_{N-n+1,n-1,0} \mathcal{J}_{-(N-2n+1)-m}\left(\frac{\varepsilon_1}{\omega}\right) \\
&\quad + \nu_n B_{N-n,n-1,1} \mathcal{J}_{-(N-1)-m}\left(\frac{\varepsilon_1}{\omega}\right) \\
&\quad (n = 1, 2, \dots, N-1) \\
i\dot{B}_{0,N,0} &= \kappa_{N-1} B_{1,N-1,0} \mathcal{J}_{(N-1)-m}\left(\frac{\varepsilon_1}{\omega}\right) \\
&\quad + \kappa_{N-1} B_{0,N-1,1} \mathcal{J}_{-(N-1)-m}\left(\frac{\varepsilon_1}{\omega}\right) \\
i\dot{B}_{0,n,N-n} &= \kappa_n B_{0,n+1,N-n-1} \mathcal{J}_{(N-2n-1)-m}\left(\frac{\varepsilon_1}{\omega}\right) \\
&\quad + \kappa_{n-1} B_{0,n-1,N-n+1} \mathcal{J}_{(N-2n+1)-m}\left(\frac{\varepsilon_1}{\omega}\right) \\
&\quad + \nu_n B_{1,n-1,N-n} \mathcal{J}_{(N-1)-m}\left(\frac{\varepsilon_1}{\omega}\right) \\
&\quad (n = 1, 2, \dots, N-1) \\
i\dot{B}_{0,0,N} &= \kappa_0 B_{0,1,N-1} \mathcal{J}_{(N-1)-m}\left(\frac{\varepsilon_1}{\omega}\right) \\
&\quad \dots\dots\dots,
\end{aligned} \tag{9}$$

where  $\mathcal{J}_n$  is the  $n$ th-order Bessel function of first kind. Equation (9) is effective in description of the tunneling dynamics of the original system for resonance driven case, which is the basis of the following analysis.

### 3. Directed tunneling of dipolar bosons under preestablished condition

Generally, it is hard to solve analytically the large numbers of coupled equations in (9), as the dimension of the Hilbert space increases sharply with  $N$ . In what follows, we are interested in the special case  $\mathcal{J}_{-(N-1)-m}\left(\frac{\varepsilon_1}{\omega}\right) = 0$  or  $\mathcal{J}_{(N-1)-m}\left(\frac{\varepsilon_1}{\omega}\right) = 0$ , where the coupling among the equations in (9) is partly removed so that some of the equations become closed and analytical. We now proceed to illustrate how to control the tunneling processes of a precisely defined number of bosons.

When  $\mathcal{J}_{-(N-1)-m}\left(\frac{\varepsilon_1}{\omega}\right) = 0$  is selected, the system dynamics is limited in a subspace spanned by states  $|N-1, 1, 0\rangle, |N-2, 2, 0\rangle, \dots, |N-n, n, 0\rangle, \dots, |0, N, 0\rangle$ , and the motion

of equation (9) becomes

$$\begin{aligned}
i\dot{B}_{N-n,n,0} &= \kappa_n B_{N-n-1,n+1,0} \mathcal{J}_{-(N-2n-1)-m}\left(\frac{\varepsilon_1}{\omega}\right) \\
&\quad + \kappa_{n-1} B_{N-n+1,n-1,0} \mathcal{J}_{-(N-2n+1)-m}\left(\frac{\varepsilon_1}{\omega}\right) \\
&\quad (n = 1, 2, \dots, N-1) \\
i\dot{B}_{0,N,0} &= \kappa_{N-1} B_{1,N-1,0} \mathcal{J}_{(N-1)-m}\left(\frac{\varepsilon_1}{\omega}\right).
\end{aligned} \tag{10}$$

It can be learned from Eq. (10) that the tunneling pathway between wells 2 and 3 is shut off and only tunneling between wells 1 and 2 is allowed.

On the other hand, applying  $\mathcal{J}_{(N-1)-m}\left(\frac{\varepsilon_1}{\omega}\right) = 0$  to Eq. (9) yields

$$\begin{aligned}
i\dot{B}_{0,N,0} &= \kappa_{N-1} B_{0,N-1,1} \mathcal{J}_{-(N-1)-m}\left(\frac{\varepsilon_1}{\omega}\right) \\
i\dot{B}_{0,n,N-n} &= \kappa_n B_{0,n+1,N-n-1} \mathcal{J}_{(N-2n-1)-m}\left(\frac{\varepsilon_1}{\omega}\right) \\
&\quad + \kappa_{n-1} B_{0,n-1,N-n+1} \mathcal{J}_{(N-2n+1)-m}\left(\frac{\varepsilon_1}{\omega}\right) \\
&\quad (n = 1, 2, \dots, N-1).
\end{aligned} \tag{11}$$

In this case, the tunneling between wells 1 and 2 is prohibited and the tunneling passage between wells 2 and 3 is switched on. So far, it has been shown, under the selective CDT conditions  $\mathcal{J}_{-(N-1)-m}\left(\frac{\varepsilon_1}{\omega}\right) = 0$  or  $\mathcal{J}_{(N-1)-m}\left(\frac{\varepsilon_1}{\omega}\right) = 0$ , the driven three-site model can be reduced to an effective double-well model (10) or (11) respectively, in which only tunneling between two adjacent wells is allowed. Next, we will present the underlying physics behind this decoupling.

Suppose there is a Fock state  $|N-i, i, 0\rangle$ , describing that  $N$  bosons occupy the left and central wells with the right well empty. As this Fock state changes from  $|N-i, i, 0\rangle$  to  $|N-i, i-1, 1\rangle$  (hence one particle is released to the right well), there is a corresponding loss of energy

$$\Delta E_1 = [N(U_1 - U_2) - (U_0 - U_1)] + \varepsilon_0. \tag{12}$$

Here, the energy loss  $\Delta E_1$  comes from two parts: one is the loss of interaction energy, the other is the energy difference due to the static tilt of triple-well potential. When the frequency of driving is chosen such that

$$k\omega = \Delta E_1, \tag{13}$$

where  $k$  is an integer, the energy of  $k$  photons bridges the energy gap between states  $|N-i, i, 0\rangle$  and  $|N-i, i-1, 1\rangle$ , and, as a result, the tunneling contact disabled by both static tilt and strong interaction can be restored in general. This is analogous to photon-assisted tunneling. The energy match of Eq. (13) is realized under the resonance conditions (7)-(8). In the fast modulation  $\omega \gg v$  regime, the effective tunneling coefficient between resonant states  $|N-i, i, 0\rangle$  and  $|N-i, i-1, 1\rangle$  is approximately renormalized by  $\mathcal{J}_k(\varepsilon_1/\omega)$ . However, at particular values of the amplitude of driving

field,  $\mathcal{J}_k(\varepsilon_1/\omega) = \mathcal{J}_{(N-1)+m}(\frac{\varepsilon_1}{\omega}) = \mathcal{J}_{-(N-1)-m}(\frac{\varepsilon_1}{\omega}) = 0$ , CDT will occur and the tunneling dynamics to the right well will be frozen.

Under such circumstance, the system dynamics is limited in the left and central wells, which is governed by the effective motion of equation (10). From Eq. (10) we know that the effective tunneling coefficient between states  $|N-i, i, 0\rangle$  and  $|N-i+1, i-1, 0\rangle$  is rescaled by a factor of  $\mathcal{J}_{-(N-2i+1)-m}(\frac{\varepsilon_1}{\omega})$ . This renormalization of tunneling coefficient can also be interpreted as multiphoton resonances between states  $|N-i, i, 0\rangle$  and  $|N-i+1, i-1, 0\rangle$ . As such, if the additional condition

$$\mathcal{J}_{-(N-2i+1)-m}(\frac{\varepsilon_1}{\omega}) = 0 \quad (14)$$

is satisfied, no more particle is allowed to tunnel from the central to the left well (hence the transition  $|N-i, i, 0\rangle \rightarrow |N-i+1, i-1, 0\rangle$  becomes prohibited) since the central well has already released  $N-i$  particles to the left well. Therefore, a desired and prescribed number  $N-i$  of particles can be allowed to tunnel from the central to the left well provided that the CDT condition  $\mathcal{J}_{-(N-1)-m}(\frac{\varepsilon_1}{\omega}) = 0$  and the condition of Eq. (14) are simultaneously satisfied. Such two conditions can be achieved by setting

$$\mathcal{J}_{i-1}(\frac{\varepsilon_1}{\omega}) = 0, \varepsilon_0 = -(N-i)\omega. \quad (15)$$

Up to now, we have established the conditions for controlling a definite number of bosons allowed to tunneling from the central to the left well from an energetics argument. The main point of such selective control of tunneling processes is that *at multiphoton resonances, the system undergoes simultaneously two kinds of CDT effects (one is the decoupling of the left-center wells from the right, and the other is particle-number-dependent CDT in the left-center wells).*

In the meantime, the decoupling (right-center from left) and the particle-number-dependent CDT in the right-center wells can be achieved in a similar manner. The particle number dependence of the tunneling coefficient between the central and left wells is different from that of the tunneling coefficient between the central and right wells. This discrepancy is due to the exactly opposite values of loss of energy resulting from constant tilt between the transitions of  $|N-i, i, 0\rangle \rightarrow |N-i+1, i-1, 0\rangle$  and  $|0, i, N-i\rangle \rightarrow |0, i-1, N-i+1\rangle$ , in spite of the same interaction energy loss. Thus, we can switch the directed tunneling of a precisely defined number of bosons along the center-left pathway to the center-right pathway, by only reversing the constant tilt  $\varepsilon_0$ . *The fact that static tilt breaks the inversion symmetry in the triple well allows for a selective control of tunneling processes along different pathways and different directions.*

Following the analysis mentioned above, we summarize the main results as follows:

(i) The direct tunneling of a definite number  $N-i$  of particles from the central well to the left or to the right can be realized under the preestablished conditions

$$\mathcal{J}_{i-1}(\frac{\varepsilon_1}{\omega}) = 0, \varepsilon_0 = \mp(N-i)\omega. \quad (16)$$

Here “ $-$ ” is for the directed tunneling along the pathway from the central to the left well, and “ $+$ ” for the pathway from the central to the right well.



(ii) For the initial states  $|N-1, 1, 0\rangle$  ( $|0, 1, N-1\rangle$ ), which may be prepared through many-body state engineering using measurements and fixed unitary dynamics[34], the conditions for controlling a desired number  $i-1$  bosons allowed to tunneling from the left (right) to the central well is given by

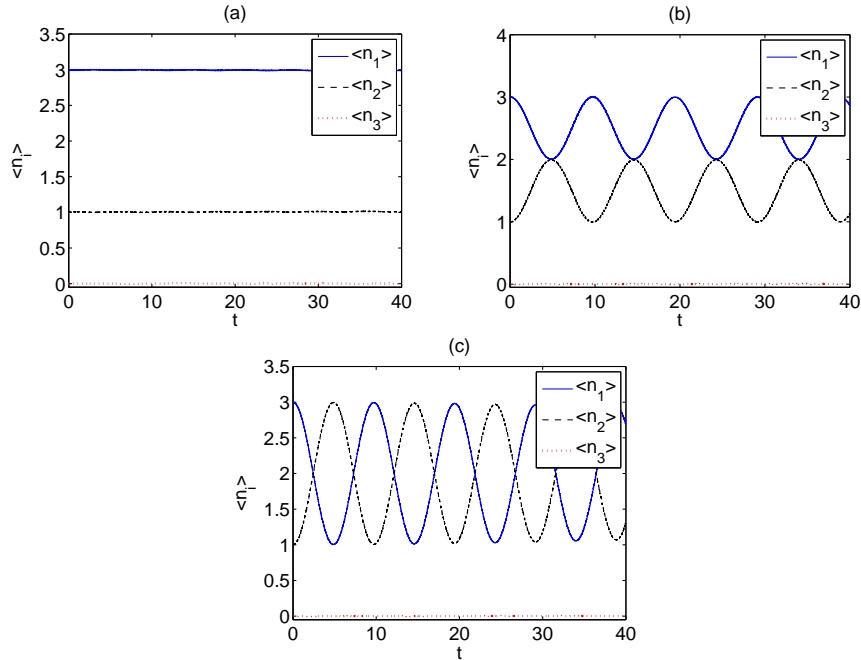
$$\mathcal{J}_i\left(\frac{\varepsilon_1}{\omega}\right) = 0, \varepsilon_0 = \mp(N-i-1)\omega, \quad (17)$$

where “ $-$ ” in the second equality corresponds to the direct tunneling from the left to the central well, “ $+$ ” to the direct tunneling from the right to the central well.

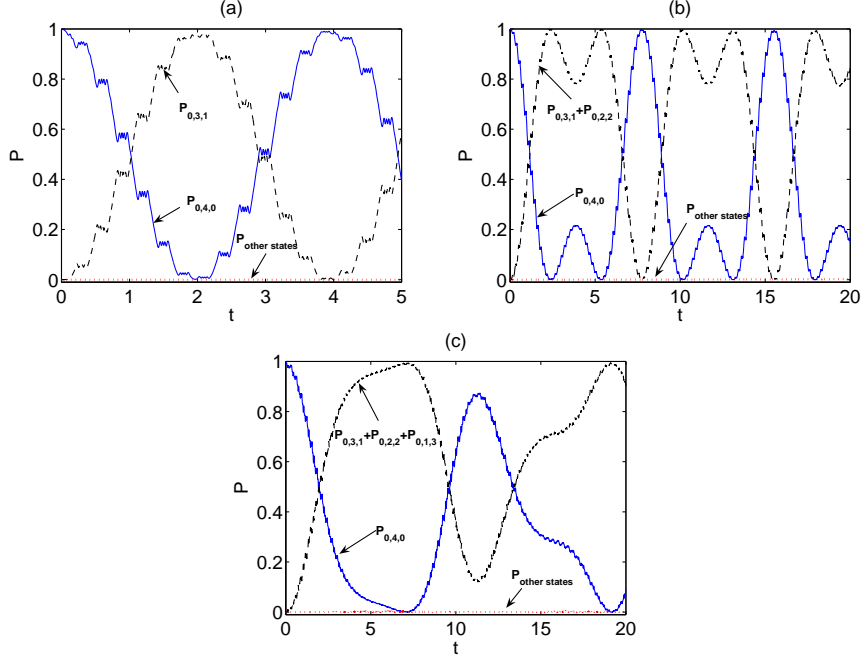
(iii) Additionally, if all the Bessel functions in Eq. (10) or (11) are non-vanishing,  $N-1$  bosons participate in the tunneling process from the central well to the left or right. Thus we can give alternative conditions for such two tunneling processes as  $\mathcal{J}_{-(N-1)-m}\left(\frac{\varepsilon_1}{\omega}\right) = 0, \varepsilon_0 = m\omega \neq -(N-i)\omega, (i \neq 1)$  and  $\mathcal{J}_{(N-1)-m}\left(\frac{\varepsilon_1}{\omega}\right) = 0, \varepsilon_0 = m\omega \neq (N-i)\omega, (i \neq 1)$ , respectively.

#### 4. Numerical experiments

We have checked our theoretical predictions by direct numerical simulations of Eq. (1). In all simulations, we typically assumed  $N = 4$  bosons and  $U_0 = 75, U_1 = 40, U_2 = 5, \omega = 35, v = 1$ , for which the resonance condition (7) is satisfied.



**Figure 1.** (color online) Averages  $\langle n_i(t) \rangle, i = 1, 2, 3$  for different driving parameters: (a)  $\varepsilon_0 = -2\omega, \varepsilon_1/\omega = 3.8317$ ; (b)  $\varepsilon_0 = -\omega, \varepsilon_1/\omega = 5.1356$ ; (c)  $\varepsilon_0 = 0, \varepsilon_1/\omega = 6.3802$ . The initial state is  $|3, 1, 0\rangle$  and the other parameters are chosen as  $U_0 = 75, U_1 = 40, U_2 = 5, \omega = 35, v = 1$ . The three cases of Figs. 1(a)-(c) correspond to the directed tunneling of zero, one, and two bosons from the left to central well, respectively.



**Figure 2.** (color online) Time evolution of the probability distributions for system (1) for different driving parameters: (a)  $\varepsilon_0 = \omega$ ,  $\varepsilon_1/\omega = 5.1356$ ; (b)  $\varepsilon_0 = 2\omega$ ,  $\varepsilon_1/\omega = 7.0156$ ; (c)  $\varepsilon_0 = -\omega$ ,  $\varepsilon_1/\omega = 7.5883$ .  $N = 4$  bosons are initially prepared in the central well. The other parameters are  $U_0 = 75, U_1 = 40, U_2 = 5, \omega = 35, v = 1$ . The three cases of Figs. 2(a)-(c) represent  $|0, 4, 0\rangle \rightarrow |0, 3, 1\rangle$ ,  $|0, 4, 0\rangle \rightarrow C_{0,3,1}|0, 3, 1\rangle + C_{0,2,2}|0, 2, 2\rangle$ , and  $|0, 4, 0\rangle \rightarrow C_{0,3,1}|0, 3, 1\rangle + C_{0,2,2}|0, 2, 2\rangle + C_{0,1,3}|0, 1, 3\rangle$ , respectively.

As an example, Figs. 1(a)-(c) show the evolution of  $\langle n_i \rangle = \langle \psi(t) | \hat{a}_i^\dagger \hat{a}_i | \psi(t) \rangle$ , numerically computed from Eq. (1) for the initial state  $|3, 1, 0\rangle$  and for three different values of driving parameters satisfying conditions (17) (therein the second condition having “-” sign has been applied). In the first case for  $\varepsilon_0 = -2\omega$  [ $\varepsilon_0 = -(N - i - 1)\omega$ ,  $i = 1$ ] and  $\varepsilon_1/\omega = 3.8317$  [ $\mathcal{J}_i(\frac{\varepsilon_1}{\omega}) = \mathcal{J}_1(\frac{\varepsilon_1}{\omega}) = 0$ ], all  $\langle n_i \rangle$  maintain their initial values, demonstrating that no particle is allowed to tunnel. In the second case for  $\varepsilon_0 = -\omega$  [ $\varepsilon_0 = -(N - i - 1)\omega$ ,  $i = 2$ ] and  $\varepsilon_1/\omega = 5.1356$  [ $\mathcal{J}_i(\frac{\varepsilon_1}{\omega}) = \mathcal{J}_2(\frac{\varepsilon_1}{\omega}) = 0$ ],  $\langle n_1 \rangle$  oscillates between 3.0 and 2.0, and  $\langle n_3 \rangle$  remains negligible at all times, which demonstrate that one particle is allowed to tunnel from the left to right well. Similarly, in the third case for  $\varepsilon_0 = 0$  [ $\varepsilon_0 = -(N - i - 1)\omega$ ,  $i = 3$ ] and  $\varepsilon_1/\omega = 6.3802$  [ $\mathcal{J}_i(\frac{\varepsilon_1}{\omega}) = \mathcal{J}_3(\frac{\varepsilon_1}{\omega}) = 0$ ], we see that  $\langle n_1 \rangle$  oscillates between 3.0 and 1.0,  $\langle n_2 \rangle$  oscillates between 1.0 and 3.0, and  $\langle n_3 \rangle$  is still zero, which show that two particles are allowed to tunnel from the left to right well. These numerical results verify firmly the occurrence of direct tunneling of dipolar bosons in a prescribed number under preestablished conditions.

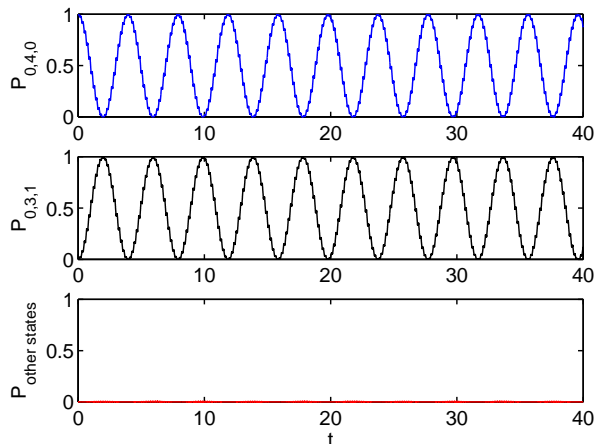
As demonstrated in Section (3), for all particles initially occupying the central well, the tunneling of  $N - i$  bosons from the central to right well occurs when the relations  $\mathcal{J}_{i-1}(\frac{\varepsilon_1}{\omega}) = 0$  and  $\varepsilon_0 = (N - i)\omega$  are satisfied, and the tunneling of  $N - i$  bosons occurs from the central to left well when the condition  $\mathcal{J}_{i-1}(\frac{\varepsilon_1}{\omega}) = 0$  still holds and the constant tilt  $\varepsilon_0$  is switched to  $-(N - i)\omega$ . To confirm these predictions, we calculate numerically

time evolution of the probability distribution  $P_{n_1, n_2, n_3} = |C_{n_1, n_2, n_3}|^2$  for the system (1) with the initial state  $|0, 4, 0\rangle$ . Three sets of our results are shown in Figs. 2(a)-(c). In the first set for  $\varepsilon_0 = \omega$  [ $\varepsilon_0 = (N - i)\omega$ ,  $i = 3$ ] and  $\varepsilon_1/\omega = 5.1356$  [ $\mathcal{J}_{i-1}(\frac{\varepsilon_1}{\omega}) = \mathcal{J}_2(\frac{\varepsilon_1}{\omega}) = 0$ ], we see that full transition between states  $|0, 4, 0\rangle$  and  $|0, 3, 1\rangle$  occurs, without tunneling to other states. This means that only one of  $N$  dipolar bosons is allowed to be transferred from well 2 to well 3. In the second set for  $\varepsilon_0 = 2\omega$  [ $\varepsilon_0 = (N - i)\omega$ ,  $i = 2$ ] and  $\varepsilon_1/\omega = 7.0156$  [ $\mathcal{J}_{i-1}(\frac{\varepsilon_1}{\omega}) = \mathcal{J}_1(\frac{\varepsilon_1}{\omega}) = 0$ ], we see that only transition between  $|0, 4, 0\rangle$  and  $C_{0,3,1}|0, 3, 1\rangle + C_{0,2,2}|0, 2, 2\rangle$  are allowed, in which two bosons participate in the tunneling process along the path between wells 2 and 3. In the third set for  $\varepsilon_0 = -\omega$  [ $\varepsilon_0 \neq (N - i)\omega$ ,  $N - i = 0, 1, 2$ ] and  $\varepsilon_1/\omega = 7.5883$  [ $\mathcal{J}_{N-1-m}(\frac{\varepsilon_1}{\omega}) = \mathcal{J}_4(\frac{\varepsilon_1}{\omega}) = 0$ ], it can be seen that the system experiences transition between state  $|0, 4, 0\rangle$  and superposition state  $\sum_{n=1}^{N-1} C_{0, N-n, n}|0, N - n, n\rangle$  with zero population at other states, in which only the pathway between wells 2 and 3 is switched on and  $N - 1$  bosons participate in the tunneling process along this tunneling path.

Moreover, we have demonstrated some other situations by direct numerical simulations of Eq. (1). In Ref. [33], the authors have numerically exhibited the directed tunneling of one particle from the central to right well and directed tunneling of  $N - 1$  particles from the central to left well, which can be viewed as two explicit examples in our work. Our primary purpose here is to provide a method for precise control of the tunneling of a priori prescribed number of dipolar bosons along different pathways and along different directions, which will greatly facilitate the control of quantum states. The numerical results (not shown) demonstrate that our theoretical predictions are still applicable even when the interactions and the driving frequency are not very large compared to tunneling rate, indicating that our proposal is more realistic than what it seems.

Before concluding, we present some remarks on our theoretical predictions. Dissipation like particle loss presents a major obstacle for long-time coherent control of quantum states. The lifetime of bosonic system is principally limited by dissipative three-body interactions, which reduces rapidly with the decrease of particle number. Like in the schemes of Refs. [25] and [26], high-frequency approximation is valid when driving frequency  $\omega$  is of the same order of magnitude or larger than the coupling constants  $\kappa_n, \nu_n$ , which requires relatively small numbers of bosons  $N$ . Presently, moderately small systems of 2-10 atoms can be precisely prepared with high purity[35, 36, 37] and long lifetime up to a few tenths of a second[38], indicating that coherent directed tunneling processes should be observable in our considered system. Our proposal requires that three interaction parameters (on-site  $U_0$ , nearest-neighbor  $U_1$ , and next-nearest neighbor  $U_2$ ) are subjected to the resonance condition (7). According to the theoretical calculation in Ref. [5], the ratio of the nearest-neighbor to next-nearest-neighbor interaction  $U_1/U_2$  depends on the geometry of potential and varies from 4 to 8. Note that on-site interaction  $U_0$  results from short-range interaction and DDI, in which contact interaction between particles can be very precisely controlled by means of Feshbach resonance[39], and DDI may be manipulated by varying the shape of a

dipolar BEC, the dipole polarization axis, and the trapping geometry[1]-[4]. We have numerically simulated our main findings by extending the rigorous resonance condition (7) to nonresonance case  $U_0 - U_1 = U_1 - U_2 + \beta$ . The numerical results show that our theoretical predictions are relatively tolerant against moderate changes in detuning  $\beta$ . As an example, Fig. 3 shows that tunneling process of Fig. 2(a) is insensitive to detuning  $\beta$ . The results imply it is easier to realize experimentally these directed selective-tunneling effects. With the constantly advancing lattice shaking techniques[13]-[22], we expect our results can be tested in the realistic experimental setups.



**Figure 3.** (color online) Evolution of the probability distributions versus time for a moderate value of detuning  $\beta = 5$ . The parameters are the same as those in Fig. 2(a) except for next-nearest-neighbor interaction  $U_2 = 10(\beta = 5)$ .

## 5. Conclusions

In summary, we have theoretically studied a generalization of many-body selective CDT, which enables one to control a priori prescribed number of dipolar bosons allowed to tunnel in shaken triple-well potentials. In the high-frequency regimes and under the resonance conditions, through rotating-wave (or high-frequency averaging) approximation method, we obtain a group of effectively coupled equations for the evolution of probability amplitudes. By adjusting the driving parameters, we can decouple these coupled equations and thus establish the conditions for directed tunneling of a priori prescribed number of dipolar bosons. Under the preestablished conditions, we can transport a desired number of dipolar bosons along different pathways and different directions.

We expect that our findings can be extended to other multi-well systems and thus give us a deep insight into the tunneling dynamics of dipolar condensates in optical lattices. Our results may provide an opportunity to manipulate the tunneling of an array of dipolar bosons and may be useful for efficient quantum information processing and atomic device designing.

## Acknowledgments

X. Luo and Y. Wang thank Congjun Wu for his providing us with an opportunity of visiting Department of Physics at University of California, San Diego, where part of this work is carried out. The work was supported by the NSF of China under Grants 11465009, 11165009, 10965001, 10904035, the Program for New Century Excellent Talents in University of Ministry of Education of China (NCET-13-0836), Atomic and Molecular Physics Key Discipline of Jiangxi Province, the financial support from China Scholarship Council, and Scientific and Technological Research Fund of Jiangxi Provincial Education Department under Grant No. GJJ14566. Y. Guo was supported by the NSF of China (Grant No. 11105020) and the Scientific Research Fund of Hunan Provincial Education Department under Grant No. 13B134.

## References

- [1] Baranov M A 2008 Phys. Rep. 464 71
- [2] Lahaye T, Menotti C, Santos L, Lewenstein M and Pfau T 2009 Rep. Prog. Phys. 72 126401
- [3] Lahaye T, Koch T, Fröhlich B, Fattori M, Metz J, Griesmaier A, Giovanazzi S and Pfau T Nature (London) 2007 448 672 ; Koch T, Metz J, Fröhlich B, Griesmaier A and Pfau T 2008 Nat. Phys. 4 218
- [4] Lahaye T, Metz J, Fröhlich B, Koch T, Meister M, Griesmaier A, Pfau T, Saito H, Kawaguchi Y and Ueda M 2008 Phys. Rev. Lett. 101 080401
- [5] Lahaye T, Pfau T and Santos L 2010 Phys. Rev. Lett. 104 170404
- [6] Xiong B and Fischer U R 2013 Phys. Rev. A 88 063608
- [7] Gallemi A, Guilleumas M, Mayol R and Sanpera A 2013 Phys. Rev. A 88 063645
- [8] Dell Anna L, Mazzarella G, Penna V and Salasnich L 2013 Phys. Rev. A 87 053620
- [9] Peter D, Pawłowski K, Pfau T and Rzażewski K 2012 J. Phys. B 45, 225302
- [10] Fortanier R, Zajec D, Main J and Wunner G 2013 J. Phys. B 46 235301
- [11] Zhang A and Xue J 2012 J. Phys. B 45 145305
- [12] Chatterjee B, Brouzos I, Cao L and Schmelcher P 2013 J. Phys. B 46 085304
- [13] Kierig E, Schnorrberger U, Schietinger A, Tomkovic J and Oberthaler M K 2008 Phys. Rev. Lett. 100 190405
- [14] Lignier H, Sias C, Ciampini D, Singh Y, Zenesini A, Morsch O and Arimondo E 2007 Phys. Rev. Lett. 99, 220403
- [15] Eckardt A, Holthaus M, Lignier H, Zenesini A, Ciampini D, Morsch O and Arimondo E 2009 Phys. Rev. A 79 013611
- [16] Sias C, Lignier H, Singh Y P, Zenesini A, Ciampini D, Morsch O and Arimondo E 2008 Phys. Rev. Lett. 100 040404
- [17] Zenesini A, Lignier H, Ciampini D, Morsch O and Arimondo E 2009 Phys. Rev. Lett. 102 100403
- [18] Struck J, Ölschläger C, Le Targat R, Soltan-Panahi P, Eckardt A, Lewenstein M, Windpassinger P and Sengstock K 2011 Science 333 996
- [19] Parker C V, Ha L C and Chin C 2013 Nat. Phys. 9 769
- [20] Chen Y, Nascimbène S, Aidelsburger M, Atala M, Trotzky S and Bloch I, Phys. Rev. Lett. 107, 210405 (2011).
- [21] J. Struck, C. Ölschläger, Weinberg M, Hauke P, Simonet J, Eckardt A, Lewenstein M, Sengstock K and Windpassinger P 2012 Phys. Rev. Lett. 108 225304
- [22] Jotzu G, Messer M, Desbuquois R, Lebrat M, Uehlinger T, Greif D and Esslinger T 2014 Nature 515 237

- [23] Grossmann F, Dittrich T, Jung P and Hänggi P 1991 Phys. Rev. Lett. 67 516; Grossmann F, Jung P, Dittrich T and Hänggi P 1991 Z. Phys. B 84 315
- [24] Grifoni M and Hänggi P 1998 Phys. Rep. 304 229; Kohler S, Lehmann J and Hänggi P 2005 *ibid.* 406 379
- [25] Gong J, Morales-Molina L and Hänggi P 2009 Phys. Rev. Lett. 103 133002
- [26] Longhi S 2012 Phys. Rev. A 86 044102
- [27] Creffield C E 2007 Phys. Rev. A 75 031607
- [28] Wang G F, Ye D F, Fu L B, Chen X Z and Liu J 2006 Phys. Rev. A 74 033414
- [29] Graefe E M, Korsch H J and Witthaut D 2006 Phys. Rev. A 73, 013617
- [30] Lu G, Hai W and Xie Q 2011 Phys. Rev. A 83 013407
- [31] Luo X, Huang J and Lee C 2011 Phys. Rev. A 84 053847
- [32] Luo X, Li L, You L and Wu B 2014 New J. Phys. 16 013007
- [33] Lu G, Fu L B, Liu J and Hai W 2014 Phys. Rev. A 89 033428
- [34] Pedersen M, Sørensen J, Tichy M and Sherson J 2014 New J. Phys. 16 113038
- [35] Weitenberg C, Endres M, Sherson J F, Cheneau M, Schau P, Fukuhara T, Bloch I and Kuhr S 2011 Nature 471 319
- [36] Winkler K, Thalhammer G, Lang F, Grimm R, Hecker Denschlag J, Daley A J, Kantian A, Buchler H P and Zoller P 2006 Nature 441 853
- [37] Fölling S, Trotzky S, Cheinet P, Feld M, Saers R, Widera A, Müller T and Bloch I 2007 Nature 448 1029
- [38] Campbell G K, Mun J, Boyd M, Medley P, Leanhardt A E, Marcassa L G, Pritchard D E and Ketterle W 2006 Science 313 649
- [39] Cornish S L, Claussen N R, Roberts J L, Cornell E A and Wieman C E 2000 Phys. Rev. Lett. 85 1795