

# Noise induced lasing

E. S. Andrianov,<sup>1,2</sup> N. M. Chtchelkatchev,<sup>3</sup> and A. A. Pukhov<sup>1,2,4</sup>

<sup>1</sup>*Department of Theoretical Physics, Moscow Institute of Physics and Technology, Moscow 141700, Russia*

<sup>2</sup>*All-Russia Research Institute of Automatics, 22 Sushchevskaya, Moscow 127055, Russia*

<sup>3</sup>*Department of Physics and Astronomy, California State University Northridge, Northridge, CA 91330, USA*

<sup>4</sup>*Institute for Theoretical and Applied Electromagnetics, 13 Izhorская, Moscow 125412, Russia*

(Dated: December 3, 2024)

The laser generation implies coherence that is usually achieved by pumping larger than dissipation: this is paradigm at least for one mode laser. We show that at nanoscale it may be not so in the “no-man’s-land” where correlations are strong and all parameters are of the same order: interaction between active medium and resonator, external coherent drive and dissipation; in addition, quantum fluctuations of laser observables are of the same order as averages. Then quantum Monte-Carlo simulations show a transition to lasing at dissipation even larger than pumping. That may be related to kind of a quantum stochastic resonance, accompanied by narrowing of the spectral line by the order of magnitude and splitting of the Wigner function that plays the role of the “order parameter” of the lasing transition.

PACS numbers: 78.67.-n, 42.50.Pq, 42.50.Nn, 42.50.Lc

Laser models at nanoscale — correlated bosonic modes and discrete spectrum systems — attract much attention last time: they bind together quantum optics [1–3], nanophysics [4], chemistry [5] and biology [6] that includes nanolasers [7–11], qubits and quantum plasmonic nanoprobes and biosensors [12]. Most of these systems in the first approximation may be reduced to the Jaynes-Cummings class of models: interacting boson mode with quantum emitters. They are quite well investigated except the so-called, “no-man’s-land” [13], that requires advanced computational efforts: there is high level of noise, strong drive far from equilibrium and no well defined small or large interaction parameter [14, 15]. In the real systems the noise is always present. Usually this is the problem especially for applications related to quantum effects. Recent experiments on single DNA hairpins show amplification of the response by stochastic noise [16, 17]. Here we show partially motivated by experiments that noise may effectively increase coherence in the Jaynes-Cummings models while the system occupies the “no-man’s-land”.

In the simplest case the Jaynes-Cummings model (JCM) corresponds to the noisy bosonic mode correlated with the two-level system [18, 19]. Electromagnetic mode in the resonator or the plasmon in the nanostructure may serve as the bosonic mode while ground and excited states of a molecule or a quantum dot may serve as the two-level system [1–3]. In the “no-man’s-land” the Rabi frequency is of the order of dissipation in bosonic mode. From the fluctuation-dissipation theorem dissipation means noise. To explore the “no-man’s-land” we do nonequilibrium dynamical quantum Monte-Carlo simulations [14, 20, 21] of the system and show that under coherent pumping there is a kind of a dynamical “phase transition” driven by noise. It is expressed by the narrowing of the spectral line by the order of magnitude,

enhancement of the signal to noise ratio and splitting of the Wigner function — it plays the role of the effective “order parameter”. From experimental point of view this phenomenon should be interpreted as lasing especially because of the strong narrowing of the spectral line. It may find wide applications in quantum strongly correlated systems where the strong noise is the unavoidable problem. Also it may be of importance for loss compensation in metamaterials.

Generally speaking there are a number of known cases when noise may effectively increase coherence: this is the stochastic resonance [22, 23]. It is well understood in classical systems where it shows itself due to some non-linearity [24]. In quantum systems quantum stochastic resonance is the field of intense research [25–36]. In most case it manifests itself in one component systems like oscillator or spins in a bath. Our system is two component and strongly correlated. In this system the dynamics is more complicated and it is not clear in advance what noise may do.

Models with correlated spins and bosons, like JCM that we consider here, are in focus of intense investigations for a long time. Much progress with the “no-

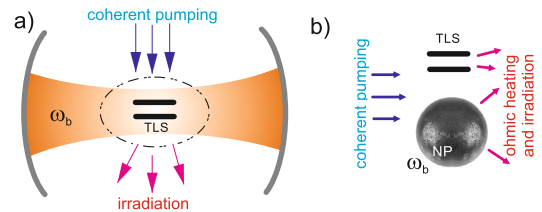


FIG. 1. (Color online) Possible realisations of noisy bosonic mode correlated with the two-level system (atom, molecule or a quantum dot). a) Bosonic mode is the cavity electromagnetic mode [1–3]. b) Bosonic mode corresponds to plasmon in metallic nanoparticle [7, 8, 10] (or nanorod [9, 11]).

man’s-land” numerical investigation have been reported in Ref. [14] but with slightly different model and parameter range. Following the algorithm of Ref. [14, 20, 21] we wrote the parallel Monte-Carlo code, details we put in Supplementary Material.

We consider within JCM interacting bosonic mode and two-level system (TLS) represented by atom, molecule or a quantum dot driven by an external electromagnetic wave (see Fig. 1):

$$\hat{H} = \hat{H}_b + \hat{H}_a + \hat{V}_{a-w} + \hat{V}_{b-w} + \hat{V}_{a-b} \quad (1)$$

Here  $\hat{H}_b = \hbar\omega_b\hat{a}^\dagger\hat{a}$  is the Hamiltonian of the bosonic mode ( $\hat{a}$  is annihilation operator),  $\hat{H}_a = \hbar\omega_a\hat{\sigma}^\dagger\hat{\sigma}$  is a two-level atom Hamiltonian ( $\hat{\sigma} = |g\rangle\langle e|$  is operator of transition from the excited state  $|e\rangle$  to the ground one  $|g\rangle$ ),  $\hat{V}_{b-a} = \hbar\Omega_R(\hat{a}^\dagger\hat{\sigma} + \hat{\sigma}^\dagger\hat{a})$  is the interaction between the bosonic mode and the two-level system where  $\Omega_R$  is the Rabi frequency. The coherent pumping of TLS and bosonic mode is described by  $\hat{V}_{a-w} = \hbar\Omega_a(\hat{\sigma} + \hat{\sigma}^\dagger)$  and  $\hat{V}_{b-w} = \hbar\Omega_b(\hat{a}^\dagger + \hat{a})$ .

The dynamics of the system in Markov approximation is governed by the Lindblad equation [21]:

$$d\hat{\rho}/dt = -i[\hat{H}, \hat{\rho}] + \frac{\gamma_b}{2}(2\hat{a}\hat{\rho}\hat{a}^\dagger - \hat{\rho}\hat{a}^\dagger\hat{a} - \hat{a}^\dagger\hat{a}\hat{\rho}) + \frac{\gamma_a}{2}(2\hat{\sigma}\hat{\rho}\hat{\sigma}^\dagger - \hat{\rho}\hat{\sigma}^\dagger\hat{\sigma} - \hat{\sigma}^\dagger\hat{\sigma}\hat{\rho}), \quad (2)$$

where  $\gamma_a$  and  $\gamma_b$  are the dissipation rates of the two-level system and bosonic mode correspondingly.

Eq. (2) has been very intensively investigated last decades both analytically and numerically. However this is not so for the “no-mans-land”. Main obstacles we briefly mentioned above. In addition, in this parameter region the system is in between quantum and classical regimes since the average boson number,  $N = \langle\hat{a}^\dagger\hat{a}\rangle$ , is larger than unity but not big enough for applicability of the semiclassical methods [18, 37, 38] or  $1/N$  expansion [39].

Before solving master equation it is necessary to discuss parameter range which theoretically uncovered yet and experimentally important. In Ref. [8] the plasmonic nanolaser has been experimentally realised. From theoretical point of view this experiment is realisation of JCM where the role of the bosonic mode plays the plasmon in the metallic nanoparticle, see Fig. 1b. For this plasmonic system  $\gamma_b \sim 10^{12} - 10^{14}s^{-1}$ . Due to strong field localization in the plasmonic mode the Rabi interaction constant may become comparable with the damping in the plasmonic mode [40],  $\Omega_R \sim 10^{12} - 10^{13}s^{-1}$ . For semiconductor quantum dots typical relaxation rate is  $\gamma_a \sim 10^9 - 10^{11}s^{-1}$  [8] and there is no problem with realisation of coherent pumping by an external laser. The realistic amplitude of the laser field is  $\sim 10^3 - 10^4 V/m$ . Another possibility is quantum dot or molecule in the cavity [1–3] like we sketch in Fig. 1a. More recent realization corresponds to biology where coherent effects in the

presence of large noise have been observed [41]. So, we will imply the following value of constants:  $\gamma_a = 10^{11}s^{-1}$ ,  $\Omega_R = 10^{13}s^{-1}$ . Dumping rate  $\gamma_b$  of bosonic mode we will vary from  $0.5 * 10^{13}s^{-1}$  to  $4 * 10^{13}s^{-1}$  which corresponds to different nanocavity materials. Also we choose  $\Omega_b = 0.1\Omega_a \equiv \Omega$  which corresponds to more intensive interaction between external field with nanocavity. It takes place when plasmonic mode is excited, e.g. see Ref. [8]. The absolute value of interaction constant  $\Omega$  with external field we will vary from  $5 * 10^{12}s^{-1}$  to  $1 * 10^{13}s^{-1}$  which corresponds to experimentally achievable laser field amplitude,  $\simeq 10 - 100 V/m$ . In simulation we normalize all values on the  $\Omega_R$ . So we consider the “no-mans-land” case when  $\gamma_a \simeq \Omega_R \simeq \Omega \gg \gamma_\sigma$ .

What happens beyond these parameters? In the insert of Fig. 2b we show the signal to noise ratio; in fact, any point within its broad extremum ridge shows noisy lasing.

Direct numerical solution of Eq. (2) is overloaded by quick increase of the problem dimensionality with  $N$ . So we use instead the quantum Monte Carlo algorithm where the Lindblad equation reduces to the piecewise deterministic process on quantum trajectories [14, 20, 21]. We have used the Gilbert space dimension with  $N \approx 100$ ; this is more than enough, see Fig. 3(a)-(c), where the peaks show the most probable  $N$ .

First we investigate the evolution of the average boson

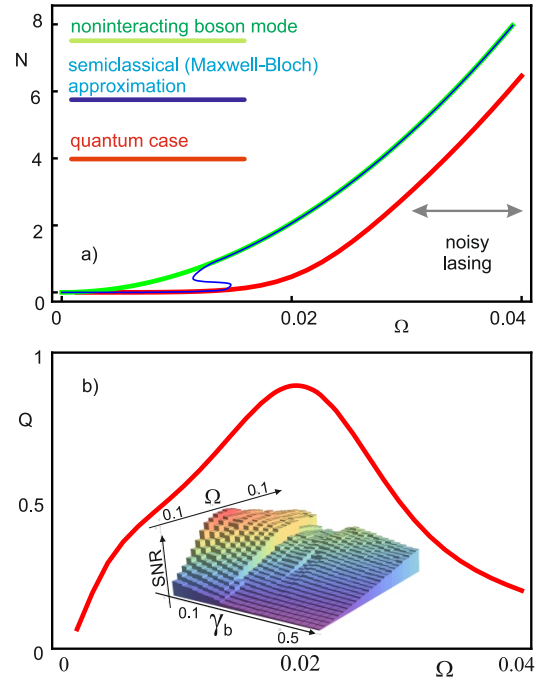


FIG. 2. (Color online) a) Dependence of  $N$  on the coherent pumping amplitude. b) Mandel parameter dependence from the pumping amplitude. Maximum corresponds to the lasing threshold. Insert shows in arbitrary units the signal to noise ratio (SNR). In fact it is inversely proportional to the boson mode linewidth.

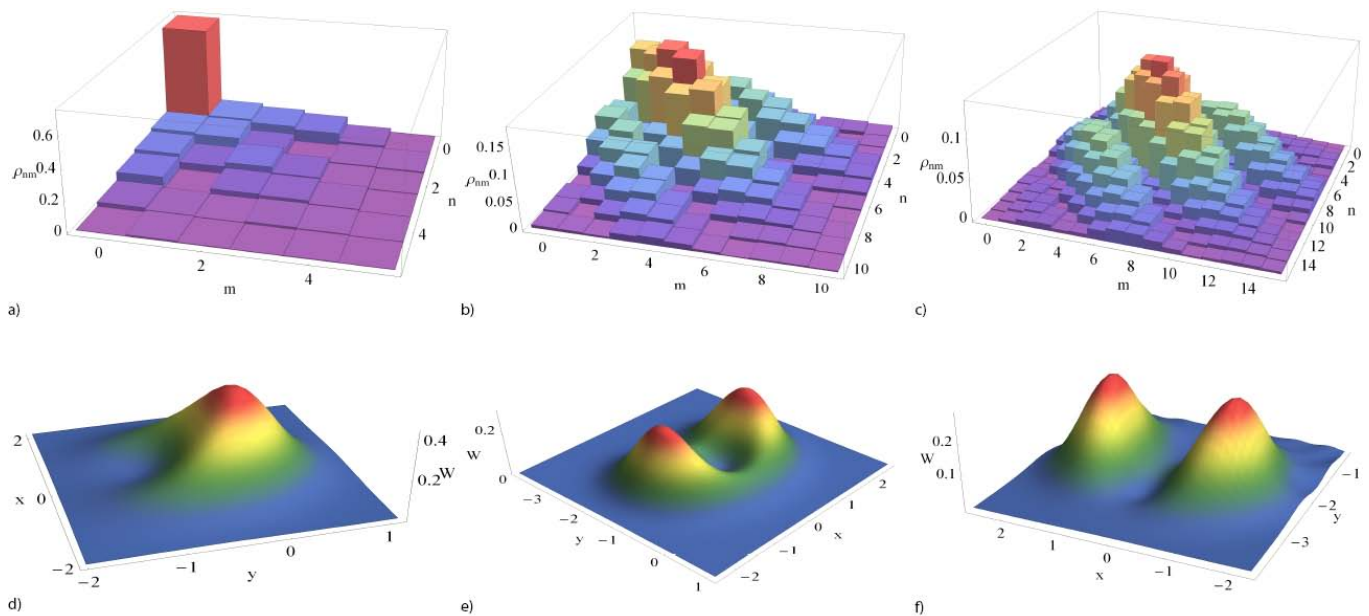


FIG. 3. (Color online) (a) - (c) The steady-state reduced bosonic density matrix in the basis of the occupation numbers. Multimodality (splitting) of the density matrix distribution corresponds to the lasing regime. Graphs (d) - (f) show the Wigner function. Here  $x$  and  $y$  correspond to real and imaginary part of the coherent state. Break up of the Wigner function into two peaks manifests lasing. Graphs (a),(d); (b),(e); and (c),(f) correspond to the following values of the dimensionless coherent pumping amplitude:  $\Omega = 0.04, 0.06, 0.08$ .

number  $N$  with the pumping amplitude  $\Omega$  to detect the parameter range where  $N$  grows that might correspond to lasing. We plot  $N$  in Fig. 2a not only in the quantum case, corresponding to the exact solution of the master equation (2), but for comparison we show in Fig. 2a results of well-known approximate solutions for  $N$ : 1) the semi-classical approximation and 2) “noninteracting” case corresponding to the dynamics of the bosonic mode in the external field but without interaction with the TLS.

The semiclassical solution of Eq. (2) implies total neglect of quantum fluctuations [18, 42]. As follows from Fig. 2a in the semiclassical case there is bistability in agreement with Refs. [43–45]. Exact solution (red curve) of (2) shows no bistable behavior: it disappears due to strong quantum fluctuations. Qualitatively it agrees with Ref. [46]. Outside the bistability region the value of population inversion,  $\langle[\hat{\sigma}^+, \hat{\sigma}]_-\rangle > 0$ . So TLS can be pumped using just a monochromatic external wave and dissipative bosonic mode in agreement with the so-called “bad-cavity limit” [47].

In our problem quantum fluctuations play important role. The Mandel parameter  $Q$  characterizes the fluctuation amplitude:  $Q = (\langle\hat{N}^2\rangle - \langle\hat{N}\rangle^2)/\langle\hat{N}\rangle - 1 = \langle\hat{N}\rangle(g^{(2)}(0) - 1)$ , where  $\hat{N} = \hat{a}^\dagger \hat{a}$  is the occupation number operator of the bosonic mode.  $Q = 0$  corresponds to thermal equilibrium (we remind that in optics temperature is much smaller than frequency so we have Poisson distribution of the occupation numbers in equilibrium).

The Mandel parameter has maximum at the pumping field amplitude corresponding to the beginning of lasing, see Fig. 2b. So strong quantum fluctuations are responsible for the lasing transition.

Fig. 2 shows linear growth of  $N$  above certain threshold value of pumping. However this transition is not enough evidence that there is do lasing and not something else. So below we investigate the parameter range of the transition in more details to provide more evidence of lasing.

In Figs. 3 (a)-(c) we present the reduced density matrix in the occupation number representation for different values of the coherent field amplitude  $\Omega$ . At small  $\Omega$ , much below the lasing transition, there is one pronounced peak in the density matrix diagonal corresponding to  $N = 0$ . At the lasing transition and above the density matrix becomes essentially nondiagonal. We see the appearance of the phase multimodality of the matrix elements in the lasing regime: i.e., splitting of the density matrix distribution. In Figs. 3 (a)-(c) the density matrix splits at least on three ridges. This behaviour of the density matrix implies essentially nonthermal state of the system — this is necessary (but not enough) for lasing. Below we shall probe how coherent are bosonic modes and irradiation in this state. At larger values of  $\Omega$  the density matrix again becomes diagonal. This is the end of lasing as we discuss below in Fig. 4.

More informative is the Wigner function evolution presented in Figs. 3 (d)-(f) for the same pumping amplitudes. Break up of the Wigner function into two peaks

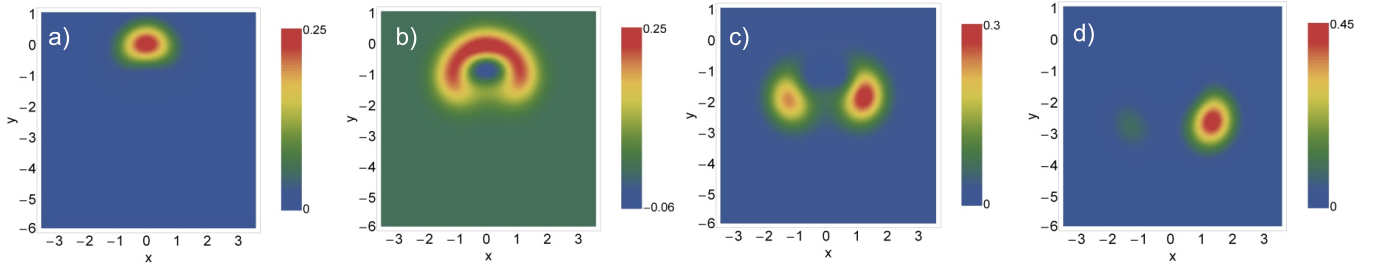


FIG. 4. (Color online) The Wigner function corresponding different values of the external field amplitude coherent pumping amplitude. (a)  $\Omega = 0.03$ . Wigner function has one peak located near state with zero quanta in bosonic mode, (b)  $\Omega = 0.05$ . Wigner function has “atoll” form. Note that there is the region where Wigner function is negative, i.e. this is non-classical state, (c)  $\Omega = 0.07$ . Wigner function splits into two narrow peaks, (d)  $\Omega = 0.09$ . Left peak of the Wigner function disappears and only right one survives.

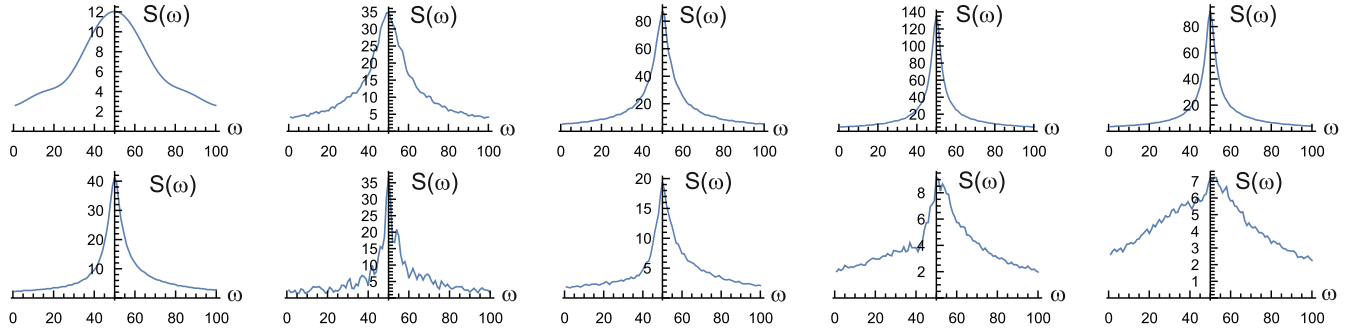


FIG. 5. (Color online) Spectra of the bosonic mode for different values of coherent pumping amplitude,  $\Omega = 0.07, 0.08, 0.09, 0.10, 0.102, 0.104, 0.106, 0.108, 0.11, 0.12$ . There is domain of the pumping amplitude where the linewidth strongly reduces.

usually manifests lasing. So Figs. 3 (d)-(f) is another milestone towards the proof of lasing in the system in hand.

At very small pumping fields the Wigner function has only one peak located near the state with zero quanta of bosonic mode. Above the lasing threshold, Fig. 4 (b), it has the “atoll” form and the blue hole corresponds to negative values of the Wigner function. This is known for dissipative JCM under coherent excitation of bosonic mode [15]. But here we consider the generalised Hamiltonian where also coherent pumping of TLS is taken into account. Then we see new behavior: the Wigner function first splits up into two narrow peaks (lasing regime), Fig. 4(c), but going to larger field amplitudes we observe that the left peak of the Wigner function disappears and only the right one survives, Fig. 4 (d). This behaviour should correspond to the end of lasing regime.

To give more evidence we finally consider the spectra of the bosonic correlators,  $\langle \hat{a}^+(t+\tau)\hat{a}(t) \rangle$ , in Fig. 5(a-d) that describe coherence of bosonic modes and spectral properties of irradiation. As follows there is domain of the pumping amplitude where the linewidth strongly reduces. This is the same parameter domain that we identified above by lasing. Narrowing of the spectral line is the most strong argument towards lasing. So now we finally

may conclude that the system in hand most probably does show lasing under strong dissipation. That creates a new mechanism for laser generation.

Note that qualitatively similar results have been obtained in experiment [8] where coherent pumping has been used to generate lasing in the system with plasmon nanoparticle interacting with huge amount of two-level systems. From Fig. 4 in [8] follows that there is a threshold on the pumping amplitude like we observe above and narrowing of the spectral line. Here we show lasing with only one TLS and one bosonic mode.

To conclude, we demonstrated by quantum Monte-Carlo simulations of the noisy bosonic mode correlated with the two-level system a transition to lasing at dissipation larger than pumping. It is accompanied by narrowing of the spectral line by the order of magnitude and splitting of the Wigner function. Noise induced lasing may find wide applications in quantum systems where strong noise due to high losses is unavoidable problem.

- 
- [1] H. Carmichael and L. A. Orozco, *Nature* **425**, 246 (2003).
  - [2] N. P. Robins, C. Figl, M. Jeppesen, G. R. Dennis, and J. D. Close, *Nature Physics* **4**, 731 (2008).

- [3] F. Dubin, C. Russo, H. G. Barros, A. Stute, C. Becher, P. O. Schmidt, and R. Blatt, *Nature Physics* **6**, 350 (2010).
- [4] O. Astafiev, L. Ioffe, S. Kafanov, Y. A. Pashkin, K. Y. Arutyunov, D. Shahar, O. Cohen, and J. Tsai, *Nature* **484**, 355 (2012).
- [5] P. K. Jain, X. Huang, I. H. El-Sayed, and M. A. El-Sayed, *Accounts of Chemical Research* **41**, 1578 (2008).
- [6] X. Huang and M. A. El-Sayed, *Journal of Advanced Research* **1**, 13 (2010).
- [7] D. J. Bergman and M. I. Stockman, *Phys. Rev. Lett.* **90**, 027402 (2003).
- [8] M. Noginov, G. Zhu, A. Belgrave, R. Bakker, V. Shalaev, E. Narimanov, S. Stout, E. Herz, T. Suteewong, and U. Wiesner, *Nature* **460**, 1110 (2009).
- [9] R. F. Oulton, V. J. Sorger, T. Zentgraf, R.-M. Ma, C. Gladden, L. Dai, G. Bartal, and X. Zhang, *Nature* **461**, 629 (2009).
- [10] M. Stockman, *J. of Optics* **12**, 024004 (2010).
- [11] Y.-J. Lu, J. Kim, H.-Y. Chen, C. Wu, N. Dabidian, C. E. Sanders, C.-Y. Wang, M.-Y. Lu, B.-H. Li, X. Qiu, *et al.*, *science* **337**, 450 (2012).
- [12] S. A. Maier, *Plasmonics: fundamentals and applications* (Springer, 2007).
- [13] H. J. Carmichael, *Statistical methods in quantum optics*, Vol. 1 (Springer, 1999).
- [14] S. Hughes and H. Carmichael, *Phys. Rev. Lett.* **107**, 193601 (2011).
- [15] A. Dombi, A. Vukics, and P. Domokos, *J. Phys. B* **46**, 224010 (2013).
- [16] V. Sherstnev, A. Krier, A. Balanov, N. Janson, A. Silchenko, and P. V. McClintock, *Fluctuation and Noise Letters* **03**, L91 (2003).
- [17] K. Hayashi, S. de Lorenzo, M. Manosas, J. M. Huguet, and F. Ritort, *Phys. Rev. X* **2**, 031012 (2012).
- [18] M. Scully and M. Zubairy, *Quantum optics* (Cambridge University Press, 1997).
- [19] D. Walls and G. Milburn, *Quantum optics* (Springer, 2008).
- [20] J. Dalibard, Y. Castin, and K. Mølmer, *Phys. Rev. Lett.* **68**, 580 (1992).
- [21] F. Petruccione and H.-P. Breuer, *The theory of open quantum systems* (Oxford Univ. Press, 2007).
- [22] V. S. Anishchenko, A. B. Neiman, F. Moss, and L. Shimansky-Geier, *Physics-Uspekhi* **42**, 7 (1999).
- [23] U. Weiss, *Quantum dissipative systems* (World Scientific, 1999).
- [24] L. Gammaitoni, P. Hänggi, P. Jung, and F. Marchesoni, *Reviews of modern physics* **70**, 223 (1998).
- [25] R. Löfstedt and S. N. Coppersmith, *Phys. Rev. Lett.* **72**, 1947 (1994).
- [26] M. Grifoni and P. Hänggi, *Phys. Rev. Lett.* **76**, 1611 (1996).
- [27] T. Wellens and A. Buchleitner, *Chemical Physics* **268**, 131 (2001).
- [28] T. Wellens, V. Shatokhin, and A. Buchleitner, *Reports on progress in physics* **67**, 45 (2004).
- [29] I. Goychuk and P. Hnggi, *Advances in Physics* **54**, 525 (2005).
- [30] I. Goychuk, J. Casado-Pascual, M. Morillo, J. Lehmann, and P. Hänggi, *Phys. Rev. Lett.* **97**, 210601 (2006).
- [31] K. P. Singh and J. M. Rost, *Phys. Rev. Lett.* **98**, 160201 (2007).
- [32] S. F. Huelga and M. B. Plenio, *Phys. Rev. Lett.* **98**, 170601 (2007).
- [33] C. Di Franco, M. Paternostro, D. I. Tsomokos, and S. F. Huelga, *Phys. Rev. A* **77**, 062337 (2008).
- [34] A. Rivas, N. P. Oxtoby, and S. F. Huelga, *The European Physical Journal B* **69**, 51 (2009).
- [35] A. N. Omelyanchouk, S. Savel'ev, A. M. Zagoskin, E. Il'ichev, and F. Nori, *Phys. Rev. B* **80**, 212503 (2009).
- [36] C. K. Lee, L. C. Kwek, and J. Cao, *Phys. Rev. A* **84**, 062113 (2011).
- [37] E. Andrianov, N. Chtchelkatchev, and A. Pukhov, *arXiv preprint arXiv:1405.7798* (2014).
- [38] E. S. Andrianov, N. M. Chtchelkatchev, and A. A. Pukhov, *Phys. Rev. A* **88**, 053826 (2013).
- [39] H. J. Carmichael, *Statistical methods in quantum optics*, Vol. 2 (Springer, 2008).
- [40] V. Klimov, *Nanoplasmonics [in Russian]* (Fizmatlit Moscow, 2010).
- [41] E. Romero, R. Augulis, V. I. Novoderezhkin, M. Ferretti, J. Thieme, D. Zigmantas, and R. Van Grondelle, *Nature Physics* **10**, 676 (2014).
- [42] E. S. Andrianov, A. A. Pukhov, A. V. Dorofeenko, A. P. Vinogradov, and A. A. Lisyansky, *Phys. Rev. B* **85**, 035405 (2012).
- [43] H. Haken, *Light. Vol. 2, Laser light dynamics* (North-Holland, 1985).
- [44] P. Rice and H. Carmichael, *IEEE Journal of Quantum Electronics* **24**, 1351 (1988).
- [45] I. E. Protsenko and E. P. O'Reilly, *Phys. Rev. A* **74**, 033815 (2006).
- [46] C. Savage and H. Carmichael, *IEEE Journal of Quantum Electronics* **24**, 1495 (1988).
- [47] J. I. Cirac, *Phys. Rev. A* **46**, 4354 (1992).