

Incremental Computation with Names



Matthew A. Hammer^{1,2} Jana Dunfield³ Kyle Headley^{1,2} Nicholas Labich²
Jeffrey S. Foster² Michael Hicks² David Van Horn²

¹ University of Colorado
Boulder, USA

² University of Maryland
College Park, USA

³ University of British Columbia
Vancouver, Canada

Abstract

Over the past thirty years, there has been significant progress in developing general-purpose, language-based approaches to *incremental computation*, which aims to efficiently update the result of a computation when an input is changed. A key design challenge in such approaches is how to provide efficient incremental support for a broad range of programs. In this paper, we argue that first-class *names* are a critical linguistic feature for efficient incremental computation. Names identify computations to be reused across differing runs of a program, and making them first class gives programmers a high level of control over reuse. We demonstrate the benefits of names by presenting NOMINAL ADAPTON, an ML-like language for incremental computation with names. We describe how to use NOMINAL ADAPTON to efficiently incrementalize several standard programming patterns—including maps, folds, and unfolds—and show how to build efficient, incremental probabilistic trees and tries. Since NOMINAL ADAPTON’s implementation is subtle, we formalize it as a core calculus and prove it is *from-scratch consistent*, meaning it always produces the same answer as simply re-running the computation. Finally, we demonstrate that NOMINAL ADAPTON can provide large speedups over both from-scratch computation and ADAPTON, a previous state-of-the-art incremental computation system.

Categories and Subject Descriptors D.3.1 [Programming Languages]: Formal Definitions and Theory; D.3.3 [Programming Languages]: Language Constructs and Features; F.3.2 [Logics and Meanings of Programs]: Semantics of Programming Languages

Keywords laziness, thunks, call-by-push-value (CBPV), demanded computation graph (DCG), incremental computation, self-adjusting computation, memoization, nominal matching, structural matching

1. Introduction

Memoization is a widely used technique to speed up running time by caching and reusing prior results (Michie 1968). The idea is simple—the first time we call a pure function f on immutable inputs \vec{x} , we store the result r in a *memo table* mapping \vec{x} to r . Then on subsequent calls $f(\vec{y})$, we can return r immediately if \vec{x} and \vec{y} match. *Incremental computation* (IC) (Pugh 1988) takes this idea a step further, aiming to reuse prior computations even if there is a small change in the input. Recent forms of IC as exemplified by self-adjusting computation (SAC) (?) and ADAPTON (Hammer et al. 2014) support *mutable* inputs, meaning that two calls to $f(\vec{x})$ might produce different results because values reachable from the same arguments \vec{x} have been mutated. As such, before reusing a memoized result r , any inconsistencies are repaired via a process called *change propagation*.

An important goal of an IC system is to minimize the work performed in support of change propagation, and thus improve overall performance. Matching—the task of determining whether a call’s arguments are “the same” as those of a memoized call—turns out to play a key role, as we show in this paper. The most common mechanism is *structural matching*, which traverses an input’s structure to check whether each of its components match. To make it fast, implementations use variants of hash-consing (e.g., see ?) which, in essence, associates with a pointer a hash of its contents and compares pointers by hash.

Structural matching works well when memoizing pure computations over immutable data because such computations always produce the same result. But for IC involving mutable references, structural matching can be too specific and therefore too fragile. For example, suppose we map a function f over a mutable list input $= [0, 1, 3]$ producing output $= \text{map } f \text{ input} = [f\ 0, f\ 1, f\ 3]$. Next, suppose we mutate input by inserting 2, so input becomes $[0, 1, 2, 3]$. Finally, suppose we recompute $\text{map } f \text{ input}$, now $[f\ 0, f\ 1, f\ 2, f\ 3]$, at-

Permission to make digital or hard copies of all or part of this work for personal or classroom use is granted without fee provided that copies are not made or distributed for profit or commercial advantage and that copies bear this notice and the full citation on the first page. Copyrights for components of this work owned by others than the author(s) must be honored. Abstracting with credit is permitted. To copy otherwise, or republish, to post on servers or to redistribute to lists, requires prior specific permission and/or a fee. Request permissions from permissions@acm.org.

OOPSLA '15, October 25–30, 2015, Pittsburgh, PA, USA.

Copyright is held by the owner/author(s). Publication rights licensed to ACM.

ACM 978-1-4503-3689-5/15/10...\$15.00.

<http://dx.doi.org/10.1145/2814270.2814305>

tempting to reuse as much of the prior computation as possible. Structural matching will successfully identify and reuse the recursive sub-call `map f [3]`, reusing the result `[f 3]`. More generally, it will reuse the mapped suffix after the inserted element, since the computation of this output is independent of the mutated prefix. However, structural matching will not match the sub-computations that map 0 to `f 0` and 1 to `f 1` because these sub-computations’ outputs transitively include the newly inserted value of `f 2` (via their tail pointers). As a result, an IC system that uses structural matching will rerun those sub-computations from scratch, recomputing `f 0` and `f 1` and allocating new list cells to hold the results. (Section 2 covers this example in detail.)

The key takeaway is that structural matching is too conservative—it was designed for immutable inputs, in which case a structural match produces a correct memoized result. But with IC using mutable inputs, a match need not return a correct result; rather, our aim should be to return a result that requires only a little work to repair. For our example, an ideal IC system would be able to memoize the prefix, repairing it by mutating the old output cell containing `f 1` to insert `f 2`.

In this paper, we propose to overcome the deficiencies of structural matching for IC by employing an alternative matching strategy that involves *names*. We implement our solution in NOMINAL ADAPTON, an extension to the ADAPTON IC framework. Our new *nominal matching* strategy permits the programmer to explicitly associate a name—a first-class (but abstract) value—with a pointer such that pointers match when their names are equal. A program produces names by generating them from existing names or other seed values. Returning to our example, we can add names to list cells such that an output cell’s name is derived from the corresponding input cell’s name. With this change, insertion into a list does not affect output cells’ names, and hence we can successfully reuse the computation of `map` on the prefix before the inserted element. The particular naming strategy is explained in detail in Section 2, which also gives an overview of the NOMINAL ADAPTON programming model and shows how it improves performance on the `map` example compared to prior structural approaches.

Nominal matching is strictly more powerful than structural matching: The programmer can choose names however they wish, including mimicking structural matching by using hashing. That said, there is a risk that names could be used ambiguously, associating the same name with distinct pointers. In NOMINAL ADAPTON, if the programmer makes a mistake and uses a name ambiguously, efficient runtime checks detect this misuse and raise an exception. The use-once restriction can be limiting, however, so in addition to supporting first-class names, NOMINAL ADAPTON provides first-class *namespaces*—the same name can be reused as long as each use is in a separate namespace. For example, we can safely map different functions over the same list

by wrapping the computations in separate namespaces. Section 3 illustrates several use cases of the NOMINAL ADAPTON programming model, presenting naming design patterns for incremental lists and trees and common computation patterns over them. We also propose a fundamental data structure for probabilistically balanced trees that works in a variety of applications.

We have formalized NOMINAL ADAPTON in a core calculus λ_{NomA} and proved its incremental recomputation is *from-scratch consistent*, meaning it produces the same answer as would a recomputation from scratch. As such, mistakes from the programmer will never produce incorrect results. Section 4 presents our formalism and theorem.

We have implemented NOMINAL ADAPTON in OCaml as an extension to ADAPTON (Section 5). We evaluated our implementation by comparing it to ADAPTON on a set of subject programs commonly evaluated in the IC literature, including `map`, `filter`, `reduce`, `reverse`, `median`, `mergesort`, and `quickhull`. As a more involved example, we implemented an interpreter for an imperative programming language (IMP with arrays), showing that interpreted programs enjoy incrementality by virtue of using NOMINAL ADAPTON as the meta-language. Across our benchmarks, we find that ADAPTON is nearly always slower than NOMINAL ADAPTON (sometimes orders of magnitude slower), and is sometimes orders of magnitude slower than from-scratch computation. By contrast, NOMINAL ADAPTON uniformly enjoys speedups over from-scratch computation (up to $10900\times$) as well as classic ADAPTON (up to $21000\times$). (Section 6 describes our experiments.)

The idea of names has come up in prior incremental computation systems, but only in an informal way. For example, Acar and Ley-Wild (2009) includes a paragraph describing the idea of named references (there called “keys”) in the DeltaML implementation of SAC. To our knowledge, our work is the first to formalize a notion of named computations in IC and prove their usage correct. We are also the first to empirically evaluate the costs and benefits of programmer-named references and thunks. Finally, the notion of first-class namespaces, with the same determinization benefits as named thunks and references, is also new. (Section 7 discusses SAC and other related work in more detail.)

2. Overview

In this section we present NOMINAL ADAPTON and its programming model, illustrating how names can be used to improve opportunities for reuse. We start by introducing ADAPTON’s approach to incremental computation, highlighting how NOMINAL ADAPTON extends its programming model with support for names. Next we use an example, mapping over a list, to show how names can be used to improve incremental performance.

2.1 ADAPTON and NOMINAL ADAPTON

ADAPTON aims to reuse prior computations as much as possible after a change to the input. ADAPTON achieves this by memoizing a function call's arguments and results, reusing memoized results when the arguments match (via structural matching). In this section, we write $\text{memo}(e)$ to indicate that the programmer wishes e to be memoized.¹

ADAPTON provides mutable references: `ref e` allocates a memory location p which it initializes to the result of evaluating e , and `! p` retrieves the contents of that cell. Changes to inputs are expressed via reference cell mutations; ADAPTON propagates the effect of such changes to update previous results. Like many approaches to incremental computation, ADAPTON distinguishes two layers of computation. Computations in the *inner layer* are incremental, but can only read and allocate references, while computations in the *outer layer* can change reference values (necessitating change propagation for the affected inner-layer computations) but are not themselves incremental. This works by having the initial incremental run produce a *demand computation graph* (DCG), which stores values of memoized computations and tracks dependencies between those computations and references. Changes to mutable state “dirty” this graph, and change propagation “cleans” it, making its results consistent.

2.2 Incremental Computation in ADAPTON

As a running example, consider incrementalizing a program that maps over a list's elements. To support this, we define a list data structure that allows the tail to be imperatively modified by the outer context:

```
type 'a list = Nil | Cons of 'a * ('a list) ref
let rec map f xs = memo( match xs with
| Nil → Nil
| Cons (x, xs) → Cons (f x, ref (map f !xs)) )
```

This is a standard map function, except for two twists: the function body is memoized via `memo`, and the input and output Cons tails are reference cells. The use of `memo` here records function calls to `map`, identifying prior calls using the function f and input list xs . In turn, xs is either `Nil` or is identified by a value of type $'a$ and a reference cell. Hence, reusing the identity of references is critical to reusing calls to `map` via `memo`. Now we can create a list (in the outer layer) and map over it (in the inner layer):

```
let l3 = Cons(3, ref Nil) (* l3 = [3] *)
let l1 = Cons(1, ref l3) (* l1 = [1; 3] *)
let l0 = Cons(0, ref l1) (* l0 = [0; 1; 3] *)
let m0 = (* inner start *) map f l0 (* inner end *)
(* m0 = [f 0; f 1; f 3] *)
```

¹ Programmers actually have more flexibility thanks to ADAPTON's support for laziness, but laziness is orthogonal to names, which we focus on in this section. We discuss laziness in Section 4.

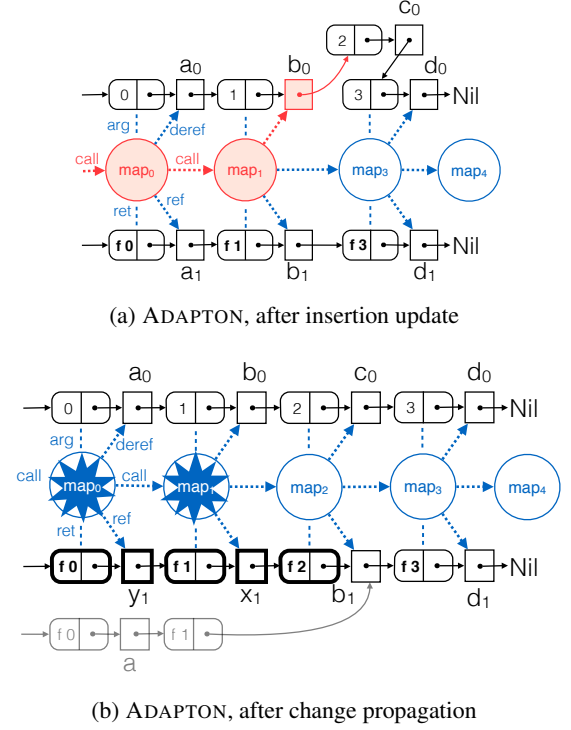


Figure 1: Incremental computation of `map` in ADAPTON

Suppose we change the input to `map` by inserting an element:

```
(tl l1) := Cons(2, ref l3) (* l0 = [0; 1; 2; 3] *)
```

Here, `tl` returns the tail of its list argument. After this change, `m0` will be updated to `[f 0; f 1; f 2; f 3]`. In the best case, computing `m0` should only require applying `f 2` and inserting the result into the original output. However, ADAPTON performs much more work for the above code. Specifically, ADAPTON will recompute `f 0` and `f 1`; if the change were in the middle of a longer list, it would recompute the *entire* prefix of the list before the change. In contrast, NOMINAL ADAPTON will only redo the minimal amount of work.

To understand why, consider Figure 1a, which illustrates what happens after the list update. In this figure, the initial input and output lists are shown in black at the top and the bottom of the figure, respectively. The middle of the figure shows the *demand computation graph* (DCG), which records each recursive call of `map` and its dynamic dependencies. Here, nodes `map0`, `map1`, `map3` and `map4` correspond to the four calls to `map`. For each call, the DCG records the arguments, the result, and the computation's effects. Here, the effects are: dereferencing a pointer; making a recursive call; and allocating a `ref` cell in the output list. We label the arrows/lines of the first node only, to avoid clutter; the same pattern holds for `map1` and `map3`.

In the input and output, the tail of each Cons cell (a rounded box) consists of a reference (a square box). The

input list is labeled a_0, b_0, d_0 , and the output list is labeled a_1, b_1, d_1 . In ADAPTON, structural matching determines the labels chosen by the inner layer, and in particular, whenever the inner layer allocates a reference cell to hold a value that is already contained in an existing reference cell, it reuses this first cell and its label.

After the list is updated, ADAPTON dirties all the computations that transitively depend on the changed reference cell, b_0 . The dirtied elements are shaded in **red**. Dirtying is how ADAPTON knows that previously memoized results cannot be reused safely without further processing. ADAPTON processes dirty parts of the DCG into clean computations on demand, when they are demanded by the outer program. To do so, it either re-executes the dirty computations, or verifies that they are unaffected by the original set of changes.

Figure 1b shows the result of recomputing the output following the insertion change, using this mechanism. When the outer program recomputes `map f l0` (shown as `map0`), ADAPTON will clean (either recompute or reuse) the dirty nodes of the DCG. First, it re-executes computation `map1`, because it is the first dirty computation to be affected by the changed reference cell. We indicate re-executed computations with stars in their DCG nodes. Upon re-execution, `map1` dereferences b_0 and calls `map` on the inserted `Cons` cell holding 2. This new call `map2` calls `f 2` (not shown), dereferences c_0 , calls `map3`'s computation `map f (Cons(3, d_0))`, allocates b_1 to hold its result and returns `Cons(f 3, d_1)`.

The recomputation of `map2` exploits two instances of reuse. First, when it calls `map f (Cons(3, d_0))`, ADAPTON reuses this portion of the DCG and the result it computed in the first run. ADAPTON knows that the prior result of `map f (Cons(3, d_0))` is unchanged because `map3` is not dirty. Notice that even if the tail of the list were much longer, the prior computation of `map3` could still be reused, since the insertion does not affect it.

Second, when `map2` allocates the reference cell to hold the result of `map f (Cons(3, d_0))`, i.e. `Cons(f 3, d_1)`, it reuses and shares the existing reference cell b_1 that already holds this content. Notice that this maintains our labeling invariant, so we can continue to perform structural matching by comparing labels. As a side effect, it also improves performance by avoiding allocation of an (isomorphic) copy of the output.²

²Note that the outer layer may cause two cells with the same contents to be labeled differently: If two cells are initially allocated with different contents, but then the outer layer mutates one cell to contain the contents of the other, the cells will still have different labels and hence will not match in ADAPTON. This is a practical implementation choice, since otherwise ADAPTON might need to do complicated heap operations to merge the identities of two cells. At worst, this choice causes ADAPTON to miss some minor opportunities for reuse. However, this choice is consistent with the standard implementation of hash-consing, which only aims to share immutable structures (??).

So far, ADAPTON has successfully reused subcomputations, but consider what happens next. When the call `map2` completes, `map1` resumes control and allocates a reference cell to hold `Cons(f 2, b_1)`. Since no reference exists with this content, it allocates a fresh reference x_1 . New references are shown in bold. The computation then returns `Cons(f 1, x_1)`, which does not match its prior return value `Cons(f 1, b_1)`. Since this return value has changed from the prior run, ADAPTON re-runs `map1`'s caller, `map0`. This consists of re-running `f 0`, reusing the (just recomputed, hence no longer dirty) computation `map1`, and allocating a reference to hold its result `Cons(f 1, x_1)`. Again, no reference exists yet with this content (x_1 is a fresh tail pointer), so ADAPTON allocates a fresh cell y_1 . Finally, the call to `map0` completes, returning a new list prefix with the *same content* (`f 0` and `f 1`) as in the first run, but with new reference cell identities (y_1 and x_1).

In this example, small changes cascade into larger changes because ADAPTON identifies reference cells *structurally* based on their contents. Thus, the entire prefix of the output list before the insertion is reallocated and recomputed, which is much more work than should be necessary.

2.3 The Nominal Approach

We can solve the problems with structural matching by giving the programmer explicit *names* to control reuse. In this particular case, we aim to avoid re-computing `map0` and any preceding computations. In particular, we wish to recompute only `map1` (since it reads a changed pointer) and to compute `map2`, the mapping for the inserted `Cons` cell.

The first step is to augment mutable lists with names provided by NOMINAL ADAPTON:

```
type list = Nil | Cons of int * name * (list ref)
```

Globally fresh names are generated either non-deterministically via `new`, or from an existing name via `fork`. In particular, `fork n` returns a pair of distinct names based on the name `n` with the property that it always returns the *same* pair of names given the same name `n`. In this way, the inner layer can *deterministically* generate additional names from a given one to enable better reuse. Finally, when the programmer allocates a reference cell, she explicitly indicates which name to use, e.g. `ref(n,1)` instead of `ref(1)`.

Now, when the list is created, the outer layer calls `new` to generate fresh, globally distinct names for each `Cons` cell:

```
let l3 = Cons(3, new, ref(new, Nil)) (* l3 = [3] *)
let l1 = Cons(1, new, ref(new, l3)) (* l1 = [1; 3] *)
let l0 = Cons(0, new, ref(new, l1)) (* l0 = [0; 1; 3] *)
```

When the inner layer computes with the list, it uses the names in each `Cons` cell to indicate dependencies between the inputs and outputs of the computation. In particular, we rewrite `map` as follows:

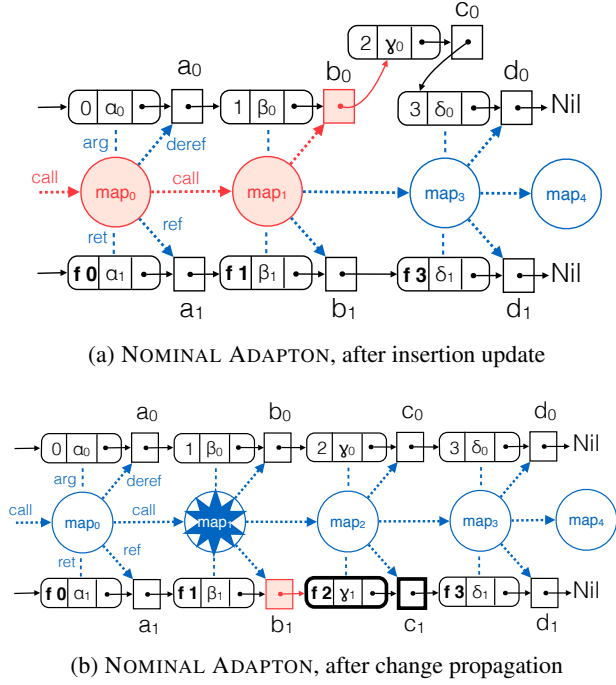


Figure 2: IC of map with NOMINAL ADAPTON

```

let rec map f xs = memo( match xs with
| Nil → r
| Cons(x, nm, xs) →
  let nm1, nm2 = fork nm in
  Cons(f x, nm1, ref (nm2, map f (!xs))) )

```

Unlike the outer program, which chooses reference names using new, the inner program uses fork to relate the names and references in the output list to the names in the input list.

Now consider applying this function and making the same change as above:

```

let m0 = map f l0 in
(tl l1) := Cons(2, new, ref l3)

```

Figure 2 shows what happens. The initial picture in Figure 2a is similar to the structural case in Figure 1a, except the input and output lists additionally contain names $\alpha_0, \beta_0, \gamma_0$ and δ_0 . The first part of the recomputation is the same: NOMINAL ADAPTON recomputes map₁, which reads the mutated reference b_0 . In turn, it recomputes map₂, which reuses the call to map₃ to compute $\text{Cons}(f\ 2, \gamma_1, c_1)$. The recomputation of map₂ returns a different value than in the prior run, with the new head value $f\ 2$.

At this point, the critical difference occurs. Even though the result of map₂ is distinct from any list in the prior run, the call map₁ allocates the *same* ref cell b_0 as before, because the name it uses for this allocation, β_1 , is the same as before. In the figure, $\text{fork } \beta_0 \mapsto (\beta_1, \beta_2)$, where β_1 becomes the name in the output list and $b_1 = \text{ref } \beta_2$ identifies the reference cell in its tail. NOMINAL ADAPTON dirties the reference b_1 , to ensure that any dependent computations will

be cleaned before their results are reused. Due to this reuse, the result of the call map₁ is identical to its prior result: The value of $f\ 1$ is unaffected, and the tail pointer b_1 was reused exactly. Next, NOMINAL ADAPTON examines map₀ and all prior calls. Because the return value of map₁ did not change, NOMINAL ADAPTON simply marks the DCG node for its caller, map₀, as clean; no more re-evaluation occurs. This cleaning step breaks the cascade of changes that occurred under ADAPTON. Prior computations are now clean, because they only depend on clean nodes.

As a result of this difference in behavior, NOMINAL ADAPTON is able to reuse all but two calls to function f for an insertion at any index i , while ADAPTON will generally re-execute all $i - 1$ calls to function f that precede the inserted cell. Moreover, ADAPTON allocates a new copy of the output prefix (from 0 to i), while NOMINAL ADAPTON reuses all prior allocations. Our experiments (Section 6) confirm that these differences make ADAPTON over $10\times$ slower than NOMINAL ADAPTON, even for medium-sized lists (10k elements) and cheap instances of f (integer arithmetic).

2.4 Enforcing that nominal matching is correct

Putting the task of naming in the programmer’s hands can significantly improve performance, but opens the possibility of mistakes that lead to correctness problems. In particular, a programmer could use the same name for two different objects:

```

let y = ref n 1
let z = ref n false

```

Double use leads to problems since the variables y and z have distinct types, yet they actually reference the same nominal object, the number or boolean named n . Consequently, the dereferenced values of y and z are sensitive to the order of the allocations above, where the last allocation “wins.” This imperative behavior is undesirable because it is inconsistent with our desired from-scratch semantics, where allocation always constructs new objects.

To forbid double use errors, our implementation uses an efficient dynamic check. As the DCG evolves during program execution, NOMINAL ADAPTON maintains a stack of DCG nodes, its *force stack*, which consists of those DCG nodes currently being forced (evaluated, re-evaluated, or reused). When nominal matching re-associates a name with a different value or computation than a prior usage, it overwrites information in the DCG, and it dirties the old use and its transitive dependencies in the DCG. To check that a nominal match is unambiguous, we exploit a key invariant: A name is used ambiguously by a nominal match if and only if one or more DCG nodes on the force stack are dirtied when said nominal match occurs. If no such node exists, then the name is unambiguous. NOMINAL ADAPTON implements this check by maintaining, for each DCG node, a bit that is set and unset when the node is pushed and popped

from the force stack, respectively. This implementation is very efficient, with $O(1)$ overhead.

Returning to the example above, the allocation of `z` nominally matches the allocation on the prior line, for `y`. Since `1` and `false` are not equal, the nominal match dirties the DCG node that allocates `1`, which is also the “current” DCG node, and thus is on the top of the force stack. Hence, NOMINAL ADAPTON raises an exception at the allocation of `z`, indicating that `n` is used ambiguously.

Note that because this check is dynamic and based on the DCG, it works even when ambiguous name uses are separated across function or module boundaries. This is important since, in our experience, most name reuse errors are not nearly as localized as the example above. This dynamic check was essential for our own development process; without it, nominal mistakes were easy to make and nearly impossible to diagnose.

2.5 Namespaces

Unfortunately, forbidding multiple uses of names altogether prevents many reasonable coding patterns. For example, suppose we want to map an input list twice:

```
let ys = map f input_list
let zs = map g input_list
```

Recall that in the Cons case of `map` we use each name in the input list to create a corresponding name in the output list. As such, the two calls to `map` result in `ys` and `zs` having cells with the same names, which is forbidden by our dynamic check.

We can address this problem by creating distinct *namespaces* for the distinct functions (`f` versus `g`), where the same names in two different namespaces are treated as distinct. A modified version of `map` using namespaces would be written thus:

```
let map' n h xs = nest(ns(n), map h xs)
```

The code `nest(s,e)` performs the nested computation `e` in namespace `s`, and the code `ns(n)` creates a namespace from a given name `n`. Just as with references, we must be careful about how namespaces correspond across different incremental runs, and thus we seed a namespace with a given name. Now, distinct callers can safely call `map'` with distinct names:

```
let n1, n2 = (new, new) in
let xs = map' n1 f input_list in
let ys = map' n2 g input_list in
```

The result is that each name in the input list is used only once per namespace: Names in `map f` will be associated with the first namespace (named by `n1`), and names in `map g` will associate with the second namespace (named by `n2`).

Section summary. The use of names allows the programmer to control (1) how mutable reference names are chosen the first time, and (2) how to selectively reuse and overwrite

these references to account for incremental input changes from the outer layer. These names are transferred from input to output through the data structures that they help identify (the input and output lists here), by the programs that process them (such as `map`). Sometimes we want to use the same name more than once, in different program contexts (e.g., `map f ·` versus `map g ·`); we distinguish these program contexts using namespaces.

3. Programming with Names

While NOMINAL ADAPTON’s names are a powerful tool for improving incremental reuse, they create more work for the programmer. In our experience so far, effective name reuse follows easy-to-understand patterns. Section 3.1 shows how to augment standard data structures—lists and trees—and operations over them—maps, folds, and unfolds—to incorporate names in a way that supports effective reuse. Section 3.2 describes *probabilistic tries*, a nominal data structure we developed that efficiently implements incremental maps and sets. Finally, Section 3.3 describes our implementation of an incremental IMP interpreter that takes advantage of these data structures to support incremental evaluation of its imperative input programs. The benefits of these patterns and structures are measured precisely in Section 6.

3.1 General Programming Patterns

Practical functional programs use a wide variety of programming patterns; three particularly popular ones are mapping, folding, and unfolding. We consider them here in the context of lists and trees.

Mapping. Maps traverse a list (as in Section 2) or tree and produce an output structure that has a one-to-one correspondence with the input structure. We have already seen how to incrementalize mapping by associating a name with each element of the input list and using `fork` to derive a corresponding name for each element in the output list, thereby avoiding spurious recomputation of whole list prefixes on a change.

Folding. Folds traverse a list or tree and reduce subcomputations to provide a final result. Examples are summing list elements or finding the minimum element in a tree.

If we implement folding in a straightforward way in NOMINAL ADAPTON, the resulting program tends to perform poorly. The problem is that every step in a list-based reduction uses an accumulator or result that induces a global dependency on all prior steps—i.e., every step depends on the *entire prefix* or the *entire suffix* of the sequence, meaning that any change therein necessitates recomputing the step.

The solution is to use an approach from parallel programming: Use trees to structure the input data, rather than lists, to permit expressing independence between sub-problems. Consider the following code, which defines a type tree for trees of integers:

```
type tree = Leaf | Bin of name * int * (tree ref) * (tree ref)
```

Like lists, these trees use refs to permit their recursive structure to change incrementally, and each tree node includes a name. We can reduce over this tree in standard functional style:

```
let tree_min tree = memo(match tree with
| Leaf      → max_int
| Bin(n,x,l,r) → min3(x, tree_min(!l), tree_min(!r)))
```

If we later update the tree and recompute, we can reuse subtree minimum computations, because the names are stable in the tree.

Below, we show the original input tree alongside two illustrations (also depicted as trees) of which element of each subtree is the minimum element, before and after the replacement of element 1 with the new element 9:

Original tree	Minimums (pre-change)	Minimums (post-change)
<pre> 1 4 · 6 \ / 2 5 \ / 3 </pre>	<pre> 1 4 · 6 \ / 1 5 \ / 1 </pre>	<pre> 9 4 · 6 \ / 2 5 \ / 2 </pre>

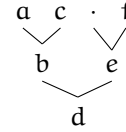
Notice that while the first element 1 changed to 9, this only affects the minimum result along one path in the tree: the path from the root to the changed element. In contrast, if we folded the sequence naively as a list, all the intermediate computations of the minimum could be affected by a change to the first element (or last element, depending on the fold direction). By contrast, the balanced tree structure (with expected logarithmic depth) overcomes this problem by better isolating independent subcomputations.

Pleasingly, as first shown by Pugh and Teitelbaum (1989), we can efficiently build a tree probabilistically from an input list, and thus transfer the benefits of incremental tree reuse to list-style computations. Building such a tree is an example of unfolding, described next.

Unfolding. Unfolds iteratively generate lists or trees using a “step function” with internal state. As just mentioned, one example is building a balanced tree from a list. Unfortunately, if we implement unfolding in a straightforward way, incremental computation suffers. In particular, we want similar lists (related by small edits) to lead to similar trees, with many common subtrees; meanwhile, textbook algorithms for building balanced trees, such as AVL trees and splay trees, are too sensitive to changes to individual list elements.

The solution to this problem is to construct a *probabilistically balanced tree*, with expected $O(\log n)$ height for input list n . The height of each element in the resulting tree is determined by a function that counts the number of trailing zero bits in a hash of the given integer. For example, given input elements $[a, b, c, d, e, f]$ with heights $[0, 1, 0, 2, 1, 0]$, re-

spectively, then our tree-construction function will produce the binary tree shown below:



Pugh and Teitelbaum (1989) showed that this procedure induces a probabilistically balanced tree, with similar lists inducing similar trees, as desired. Further, each distinct list of elements maps to exactly one tree structure. This property is useful in NOMINAL ADAPTON, since a canonical structure is more likely to be reused than one that can exhibit more structural variation. While past work has considered incremental computations over such balanced trees, in this work we find that the *construction* of the tree from a mutable, changing sequence can also be efficiently incrementalized (Pugh’s work focused only on a *pure* outer program).

3.2 Probabilistic Tries

Inspired by probabilistic trees, we developed efficient, incremental *probabilistic tries*, which use a different naming pattern in which certain names are *external* to the data structure.

We define tries as binary trees whose nodes hold a name and two children (in reference cells), and whose leaves store data. Here we use integers for simplicity, but in general nodes would hold arbitrary data (e.g., for maps, they would hold key-value pairs):

```
type trie = Nil
| Leaf of int
| Bin of name * (trie ref) * (trie ref)
```

The key idea of a probabilistic trie is to use a bit string to identify two things at once: the element stored in the structure (via its hash) and the path to retrieve that element, if it is present. To keep it simple, the code below assumes that all data elements have a unique hash, and that the input trie is complete, meaning that all paths are defined and either terminate in a Nil or a Leaf. Our actual implementation of tries makes neither assumption.

The first operation of a trie is `find`, which returns either Some data element or None, depending on whether data with the given hash (a list of booleans) is present in the trie.

```
val find : trie → bool list → int option
let rec find trie bits =
  match bits, trie with
  | [], Leaf(x) → Some x
  | [], Nil     → None
  | true::bits, Bin(.,left,right) → find left bits
  | false::bits, Bin(.,left,right) → find right bits
```

The other operation on tries is `extend` $n\ t\ b\ d$ which, given an input trie t , a data element d and its hash b , produces a new trie with d added to it:

```

val extend : name → trie → bool list → int → trie
let rec extend nm trie bits data = memo (
  match bits, trie with
  | [], (Leaf _ | Nil) → Leaf(x)
  | false::bits, Bin(_,left,right) → (* symmetric to below *)
  | true::bits, Bin(_,left,right) →
    let n1, n2, n3, n4 = fork nm in
    let right' = extend n1 (!right) bits data in
    Bin(n2, ref(n3, !left), ref(n4, right')) )

```

Critically, the first argument to `extend` is an externally provided `nm` that is used to derive names (using `fork`) for each `ref` in the new path. Thus, the identity of the trie returned by `extend n t b d` only depends directly on the name `n` and the inserted data, and *not* on the names or other content of the input trie `t`.

Any incremental program that sequences multiple trie extensions makes critical use of this independence (e.g., the interpreter discussed below). To see how, consider two incremental runs of such a program with two similar sequences of extensions, `[1, 2, 3, 4, 5, 6]` versus `[2, 3, 4, 5, 6]`, with the same sequence of five names for common elements `[2, ..., 6]`. Using the name-based extension above, the tries in both runs will use exactly the same reference cells. By contrast, the structural approach will build entirely new tries in the second run, since the second sequence is missing the leading 1 (a different initial structure). Similarly, using the names *in the trie* to extend it will also fail here, since it will effectively identify each extension by a global count, which in this case shifts by one for every extension in the second run. Using external names for each extension overcomes both of these problematic behaviors, and gives maximal reuse.

3.3 Interpreter for IMP

Finally, as a challenge problem, we used NOMINAL ADAPTON to build an interpreter for IMP (Winskel 1993), a simple imperative programming language. Since our interpreter is incremental, we can efficiently recompute an interpreted program’s output after a change to the program code itself. While Adapton requires incrementalized computations to be fully functional, implementing a purely functional interpreter for IMP allows the imperative object language to inherit the incrementality of the meta-language.

The core of our interpreter is a simple, big-step `eval` function that recursively evaluates an IMP command in some store (that is, a heap) and environment, returning the final store and environment.

Commands include while loops, sequences, conditionals, assignments (of arithmetic and boolean expressions) to variables, and array operations (allocation, reading, and writing). All program values are either booleans or integers. As in C, an integer also doubles as a “pointer” to the store. The interpreter uses finite maps to represent its environment of type `env` (a mapping from variables to ints) and its store of array content (a mapping from ints to ints).

For incremental efficiency, the interpreter makes critical use of the programming patterns we have seen so far. We use probabilistic tries to represent the finite maps for stores and environments. Each variable assignment or array update in IMP is implemented as a call to `extend` for the appropriate trie. Names have two uses inside the interpreter. Each call to `extend` requires a name, as does each recursive call to `eval`. Classic ADAPTON would identify each with the full structural content of its input. For the IMP language, we require far less information to disambiguate one program state from another.

Consider first the IMP language without while loops. Each subcommand is interpreted at most once; as such, each program state and each path created in the environment or store can be identified with the particular program position of the subcommand being interpreted.

With the addition of while loops, we may interpret a single program position multiple times. To disambiguate these, we thread loop counts through the interpreter represented as a list of integers. The loop count `[3, 4]`, for example, tells us we are inside two while loops: the third iteration through the inner loop, within the fourth iteration through the outer loop. We extend the NOMINAL ADAPTON API to allow creating names not just by forking, but also by adding in a count—here, names are created using the loop count paired with the name of the program position. As such, the names sufficiently distinguish recursive calls to the interpreter and paths inside the environment and store.

```

val eval : nm * int list * store * env * cmd → store * env

```

In our experiments, we show that the combination of this naming strategy and probabilistically balanced tries yields an efficient incremental interpreter. Moreover, the interpreter’s design provides evidence that NOMINAL ADAPTON’s programming patterns are *compositional*, allowing us to separately choose how to use names for different parts of the program.

4. Formal Development

The interaction between memoization, names, and the demanded computation graph is subtle. For this reason, we have distilled NOMINAL ADAPTON to a core calculus called λ_{NomA} , which represents the essence of the NOMINAL ADAPTON implementation and formalizes the key algorithms behind incremental computation with names. We prove the fundamental correctness property of incremental computation, dubbed *from-scratch consistency*, which states that incrementally evaluating a program produces the same answer as re-evaluating it from scratch. This theorem also establishes that (mis)use of names cannot interfere with the meaning of programs; while a poor use of names may have negative impact on performance, it will not cause a program to compute the wrong result.

We present the full theory but only sketch the consistency result here; the details and proofs are in the extended version of this paper (?).

The formal semantics presented here differs considerably from that of the original ADAPTON system (Hammer et al. 2014). In particular, the original semantics modeled the DCG as an idealized cache of tree-shaped traces that remember all input–output relationships, forever. In contrast, the one developed here models the DCG as it is actually implemented in both ADAPTON and NOMINAL ADAPTON, as a changing graph whose nodes are memoized refs and memoized computations (thunks), and whose edges are their dependencies. Further, via names, this semantics permits more kinds of DCG mutation, since the computations and values of a node can be overwritten via nominal matching. In summary, compared to the prior semantics, our theory more accurately models the implementation, and our metatheory proves correctness in a more expressive setting.

Pointers	$p, q ::= k@w \mid \text{root}$																
Names	$k ::= \bullet \mid k.1 \mid k.2$																
Namespaces	$w, \mu ::= \top \mid w.k$																
Values	$v ::= x \mid (v_1, v_2)$																
	<table> <tr><td>$\text{inj}_i v$</td><td></td></tr> <tr><td>$\text{nm } k$</td><td>name</td></tr> <tr><td>$\text{ref } p$</td><td>pointer to value (reference cell)</td></tr> <tr><td>$\text{thk } p$</td><td>pointer to computation</td></tr> <tr><td>$\text{ns } w$</td><td>namespace identifier</td></tr> </table>	$\text{inj}_i v$		$\text{nm } k$	name	$\text{ref } p$	pointer to value (reference cell)	$\text{thk } p$	pointer to computation	$\text{ns } w$	namespace identifier						
$\text{inj}_i v$																	
$\text{nm } k$	name																
$\text{ref } p$	pointer to value (reference cell)																
$\text{thk } p$	pointer to computation																
$\text{ns } w$	namespace identifier																
Results																	
$t ::= \lambda x. e \mid \text{ret } v$																	
Computations																	
$e ::= t \mid e v \mid f \mid \text{fix } f. e \mid \text{let } x \leftarrow e_1 \text{ in } e_2$																	
	<table> <tr><td>$\text{case } (v, x_1. e_1, x_2. e_2) \mid \text{split } (v, x_1. x_2. e)$</td><td></td></tr> <tr><td>$\text{thunk}(v, e)$</td><td>create thunk e at name v</td></tr> <tr><td>$\text{force } (v)$</td><td>force thunk that v points to</td></tr> <tr><td>$\text{fork}(v)$</td><td>fork name v into two halves $v.1, v.2$</td></tr> <tr><td>$\text{ref}(v_1, v_2)$</td><td>allocate v_2 at name v_1</td></tr> <tr><td>$\text{get } (v)$</td><td>get value stored at pointer v</td></tr> <tr><td>$\text{ns } (v, x. e)$</td><td>bind x to a new namespace v</td></tr> <tr><td>$\text{nest}(v, e_1, x. e_2)$</td><td>evaluate e in namespace v and bind x to the result</td></tr> </table>	$\text{case } (v, x_1. e_1, x_2. e_2) \mid \text{split } (v, x_1. x_2. e)$		$\text{thunk}(v, e)$	create thunk e at name v	$\text{force } (v)$	force thunk that v points to	$\text{fork}(v)$	fork name v into two halves $v.1, v.2$	$\text{ref}(v_1, v_2)$	allocate v_2 at name v_1	$\text{get } (v)$	get value stored at pointer v	$\text{ns } (v, x. e)$	bind x to a new namespace v	$\text{nest}(v, e_1, x. e_2)$	evaluate e in namespace v and bind x to the result
$\text{case } (v, x_1. e_1, x_2. e_2) \mid \text{split } (v, x_1. x_2. e)$																	
$\text{thunk}(v, e)$	create thunk e at name v																
$\text{force } (v)$	force thunk that v points to																
$\text{fork}(v)$	fork name v into two halves $v.1, v.2$																
$\text{ref}(v_1, v_2)$	allocate v_2 at name v_1																
$\text{get } (v)$	get value stored at pointer v																
$\text{ns } (v, x. e)$	bind x to a new namespace v																
$\text{nest}(v, e_1, x. e_2)$	evaluate e in namespace v and bind x to the result																

Figure 3: Syntax

4.1 Syntax

The syntax of λ_{NomA} is defined in the style of the call-by-push-value (CBPV) calculus (Levy 1999), a standard variant of the lambda calculus with an explicit thunk mechanism. Figure 3 gives the syntax of the language. The non-highlighted features are standard, and the highlighted forms are new in λ_{NomA} .

NOMINAL ADAPTON follows ADAPTON in supporting *demand-driven* incremental computation using a lazy programming model. In ADAPTON, programmers can write `thunk(e)` to create a suspended computation, or *thunk*. The

Graphs	
$G, H ::= \epsilon$	empty graph
$ G, p:v$	p points to value v
$ G, p:e$	p points to thunk e (no cached result)
$ G, p:(e, t)$	p points to thunk e with cached result t
$ G, (p, a, b, q)$	p depends on q due to action a , with status b
Edge actions	
$a ::=$	For edge (p, a, b, q) , the computation at $p \dots$
$\text{alloc } v$	\dots created reference v at q
$ \text{alloc } e$	\dots created thunk e at q
$ \text{obs } v$	\dots read q 's value, which was v
$ \text{obs } t$	\dots forced thunk q , which returned t
Edge statuses	
$b ::= \text{clean}$	value or computation at sink is out of date
$ \text{dirty}$	value or computation at sink is up to date

Figure 4: Graphs

thunk v 's value is computed only when it is *forced*, using syntax `force(v)`. Thunks also serve as ADAPTON's (and NOMINAL ADAPTON's) unit of incremental reuse: if we want to reuse a computation, we must make a thunk out of it. The syntax `memo(e)` we used earlier is shorthand for `force(thunk(e, e))`, where we abuse notation and treat e as a name that identifies itself.³ This construction introduces a *thunk* that the program immediately *forces*, eliminating laziness, but supporting memoization.

CBPV distinguishes values, results (or *terminal computations*), and computations. A computation e can be turned into a value by thunking it via `thunk(v, e)`. The first argument, the name v , is particular to NOMINAL ADAPTON; ordinary CBPV does not explicitly name thunks. Conversely, a value v can play the role of a result t via `ret v`; results t are a subclass of computations e .

Functions $\lambda x. e$ are terminal computations; $e v$ evaluates e to a function $\lambda x. e'$ and substitutes v for e' . Note that the function argument in $e v$ is a value, not a computation.

Let-expressions `let $x \leftarrow e_1$ in e_2` evaluate the computation e_1 first. The usual λ -calculus application $e_1 e_2$ can be simulated by `let $x \leftarrow e_2$ in $(e_1 x)$` . Fixed points `fix $f. e$` are computations, and so are fixed point variables f .

Given an injection into a disjoint union, `inji v`, the `case` computation form eliminates the sum and computes the corresponding e_i branch, with v substituted for x_i . Given a pair (v_1, v_2) , the computation `split (v, $x_1. x_2. e$)` computes e , first substituting v_1 for x_1 , and v_2 for x_2 .

For more on (non-nominal, non-incremental) formulations of CBPV, including discussion of *value types* and *computation types*, see Levy (1999, 2001).

Graphs, pointers, and names. Graphs G are defined in Figure 4. They represent the mutable store (references),

³Notice that NOMINAL ADAPTON thunks are also named, which provides greater control over reuse.

memo tables (which cache thunk results), and the DCG. Element $p:v$ says that pointer p 's current value is v . Element $p:e$ says that pointer p is the name of thunk e . Element $p:(e, t)$ says that p is the name of thunk e with a previously computed result t attached. Element (p, a, b, q) is a DCG edge indicating that the thunk pointed to by p depends on node q , where q could either name another thunk or a reference cell. Dependency edges also reflect the *action* a that produced the edge and the edge's *status* b (whether it is clean or dirty).

Pointers in λ_{NomA} are represented as pairs $k@w$,⁴ where $\text{nm } k$ was the name given as the first argument in a call to **thunk** or **ref**, and w was the namespace in which the call to **thunk** or **ref** took place. This namespace w is either \top for the top-level, or some $\mu.k_1$ as set by a call to **nest**. For the latter case, the program would first construct a value $\text{ns } \mu.k_1$ by calling **ns** with first argument $\text{nm } k_1$ while in namespace μ . Notice that pointers and namespaces have similar structure, and similar assurances of determinism when creating named thunks, references, and namespaces. Finally, names k consist of the root name \bullet , while other names are created by “forking” existing names: invoking **fork**($\text{nm } k$) produces names $\text{nm } k.1$ and $\text{nm } k.2$.

4.2 Semantics

We define a big-step operational semantics (Figure 5) with judgments $G_1 \vdash_{\omega}^p e \Downarrow G_2; t$, which states that under input graph G_1 and within namespace ω , evaluating the computation e produces output graph G_2 and result t , where e 's evaluation was triggered by a previous force of thunk p .

Incremental and reference systems. In order to state and later prove our central meta-theoretic result, from-scratch consistency, we define two closely-related systems of evaluation rules: an *incremental system* and a *non-incremental* or *reference system*. The incremental system models NOMINAL ADAPTON programs that transform a graph whose nodes are store locations (values and thunks) and whose edges represent dependencies (an edge from p to q means that q depends on p); the reference system models call-by-push-value programs under a plain store (a graph with no edges). Since it has no IC mechanisms, everything the reference system does is, by definition, from-scratch consistent.

Rules above the double horizontal line in Figure 5 do not manipulate the graph, and are common to the incremental and reference systems. The shaded rules, to the left of vertical double lines, are non-incremental rules that never create edges and do not cache results. The rules to their right create edges, store cached results, and recompute results that have become invalid.

4.2.1 Common rules

Several of the rules at the top of Figure 5 are derived from standard CBPV rules.

⁴The pointer root is needed to represent the top-level “thunk” in the semantics, but will never be mapped to an actual value or expression.

Rules for standard language features (pairs, sums, functions, **fix**, and **let**) straightforwardly adapt the standard rules, ignoring p and w and “threading through” input and output graphs. For example, **Eval-app** evaluates a function e_1 to get a terminal computation $\lambda x.e_2$ and substitutes the argument v for x , threading through the graph: evaluating e_1 produces G_2 , which is given as input to the second premise, resulting in output graph G_3 . Rule **Eval-case**, applying **case** to a sum $\text{inj}_i v$, substitutes v for x_i in the appropriate case arm.

The last three shared rules are not standard: they deal with names and namespaces.

- **Eval-fork** splits a name k into children $k.1$ and $k.2$. Once forked, the name k should not be used to allocate a new reference or thunk, nor should k be forked again.
- Running in namespace w , **Eval-namespace** makes a new namespace $w.k$ and substitutes it for x in the body e .
- Running in namespace w , **Eval-nest** runs e_1 in a different namespace μ and then returns to w to run e_2 , with x replaced by the result of running e_1 .

4.2.2 Non-incremental rules

These rules cover allocation and use of references and thunks. Like the incremental rules (discussed below), they use names and namespaces; however, they do not cache the results of thunks. We discuss the non-incremental rules first, because they are simpler and provide a kind of skeleton for the incremental rules.

- **Eval-refPlain** checks that the pointer described by $q = k@w$ is fresh ($q \notin \text{dom}(G_1)$), adds a node q with contents v to the graph ($G_1\{q \mapsto v\} = G_2$), and returns a reference **ref** q .
- **Eval-thunkPlain** is similar to **Eval-refPlain**, but creates a node with a suspended computation e instead of a value.
- **Eval-getPlain** returns the contents of the pointer q .
- **Eval-forcePlain** extracts the computation stored in a thunk ($G_1(q) = e$) and evaluates it under the namespace of q ; that is, if $q = k@w$, it evaluates it under w . (The rule uses $\text{namespace}(k@w) = w$).

4.2.3 Incremental rules

Each non-incremental rule corresponds to one or more incremental rules: the incremental semantics is influenced by the graph edges, which are not present in the non-incremental system. For example, **Eval-refPlain** is replaced by **Eval-refDirty** and **Eval-refClean**.

These rules use some predicates and operations, such as *dirty-paths-in*, that we explain informally as we describe the rules; they are fully defined in Figure 6.

Incremental computation arises by making G_1 a modification of a previously produced graph G_2 , and then re-running e . A legal modification involves replacing references $p:v$ with $p:v'$ and dirtying all edges along paths to p in

$G_1 \vdash_\omega^p e \Downarrow G_2; t$ Under graph G_1 , evaluating expression e as part of thunk p in namespace ω yields G_2 and t .

Rules **common** to the non-incremental and incremental systems:

$$\begin{array}{c}
\frac{}{G \vdash_\omega^p t \Downarrow G; t} \text{Eval-term} \qquad \frac{G_1 \vdash_\omega^p e_1 \Downarrow G_2; \lambda x. e_2 \quad G_2 \vdash_\omega^p [v/x] e_2 \Downarrow G_3; t}{G_1 \vdash_\omega^p e_1 v \Downarrow G_3; t} \text{Eval-app} \\
\\
\frac{G_1 \vdash_\omega^p [(\text{fix } f. e)/f] e \Downarrow G_2; t}{G_1 \vdash_\omega^p \text{fix } f. e \Downarrow G_2; t} \text{Eval-fix} \qquad \frac{G_1 \vdash_\omega^p e_1 \Downarrow G_2; \text{ret } v \quad G_2 \vdash_\omega^p [v/x] e_2 \Downarrow G_3; t}{G_1 \vdash_\omega^p \text{let } x \leftarrow e_1 \text{ in } e_2 \Downarrow G_3; t} \text{Eval-bind} \\
\\
\frac{G_1 \vdash_\omega^p [v/x_i] e_i \Downarrow G_2; t}{G_1 \vdash_\omega^p \text{case } (\text{inj}_i v, x_1. e_1, x_2. e_2) \Downarrow G_2; t} \text{Eval-case} \qquad \frac{G_1 \vdash_\omega^p [v_1/x_1][v_2/x_2] e \Downarrow G_2; t}{G_1 \vdash_\omega^p \text{split } ((v_1, v_2), x_1. x_2. e) \Downarrow G_2; t} \text{Eval-split} \\
\\
\frac{}{G \vdash_\omega^p \text{fork}(\text{nm } k) \Downarrow G; \text{ret } (\text{nm } k.1, \text{nm } k.2)} \text{Eval-fork} \\
\\
\frac{G_1 \vdash_\omega^p [\text{ns } \omega. k/x] e \Downarrow G_2; t}{G_1 \vdash_\omega^p \text{ns } (\text{nm } k, x. e) \Downarrow G_2; t} \text{Eval-namespace} \qquad \frac{G_1 \vdash_\omega^p e_1 \Downarrow G_2; \text{ret } v \quad G_2 \vdash_\omega^p [v/x] e_2 \Downarrow G_3; t}{G_1 \vdash_\omega^p \text{nest}(\text{ns } \mu, e_1, x. e_2) \Downarrow G_3; t} \text{Eval-nest}
\end{array}$$

Rules **specific** to the (non-incremental || incremental) systems:

<div style="border: 1px solid #ccc; background-color: #f0f0f0; padding: 5px; margin-bottom: 10px;"> $\frac{q = k@w \quad q \notin \text{dom}(G_1) \quad G_1\{q \mapsto v\} = G_2}{G_1 \vdash_\omega^p \text{ref}(\text{nm } k, v) \Downarrow G_2; \text{ret ref } q} \text{Eval-refPlain}$ </div>	<div style="border: 1px solid #ccc; padding: 5px; margin-bottom: 10px;"> $\frac{q = k@w \quad G_1\{q \mapsto v\} = G_2 \quad \text{dirty-paths-in}(G_2, q) = G_3}{G_1 \vdash_\omega^p \text{ref}(\text{nm } k, v) \Downarrow G_3, (p, \text{alloc } v, \text{clean}, q); \text{ret ref } q} \text{Eval-refDirty}$ </div> <div style="border: 1px solid #ccc; padding: 5px;"> $\frac{q = k@w \quad G(q) = v}{G \vdash_\omega^p \text{ref}(\text{nm } k, v) \Downarrow G, (p, \text{alloc } v, \text{clean}, q); \text{ret ref } q} \text{Eval-refClean}$ </div>
<div style="border: 1px solid #ccc; background-color: #f0f0f0; padding: 5px; margin-bottom: 10px;"> $\frac{q = k@w \quad q \notin \text{dom}(G_1) \quad G_1\{q \mapsto e\} = G_2}{G_1 \vdash_\omega^p \text{thunk}(\text{nm } k, e) \Downarrow G_2; \text{ret (thk } q)} \text{Eval-thunkPlain}$ </div>	<div style="border: 1px solid #ccc; padding: 5px; margin-bottom: 10px;"> $\frac{q = k@w \quad G_1\{q \mapsto e\} = G_2 \quad \text{dirty-paths-in}(G_2, q) = G_3}{G_1 \vdash_\omega^p \text{thunk}(\text{nm } k, e) \Downarrow G_3, (p, \text{alloc } e, \text{clean}, q); \text{ret (thk } q)} \text{Eval-thunkDirty}$ </div> <div style="border: 1px solid #ccc; padding: 5px;"> $\frac{q = k@w \quad \text{exp}(G, q) = e}{G \vdash_\omega^p \text{thunk}(\text{nm } k, e) \Downarrow G, (p, \text{alloc } e, \text{clean}, q); \text{ret (thk } q)} \text{Eval-thunkClean}$ </div>
<div style="border: 1px solid #ccc; background-color: #f0f0f0; padding: 5px; margin-bottom: 10px;"> $\frac{G(q) = v}{G \vdash_\omega^p \text{get}(\text{ref } q) \Downarrow G; \text{ret } v} \text{Eval-getPlain}$ </div>	<div style="border: 1px solid #ccc; padding: 5px;"> $\frac{G(q) = v}{G \vdash_\omega^p \text{get}(\text{ref } q) \Downarrow G, (p, \text{obs } v, \text{clean}, q); \text{ret } v} \text{Eval-getClean}$ </div>
<div style="border: 1px solid #ccc; background-color: #f0f0f0; padding: 5px; margin-bottom: 10px;"> $\frac{G_1(q) = e \quad G_1 \vdash_{\text{namespace}(q)}^q e \Downarrow G_2; t}{G_1 \vdash_\omega^p \text{force}(\text{thk } q) \Downarrow G_2; t} \text{Eval-forcePlain}$ </div>	<div style="border: 1px solid #ccc; padding: 5px; margin-bottom: 10px;"> $\frac{G(q) = (e, t) \quad \text{all-clean-out}(G, q)}{G \vdash_\omega^p \text{force}(\text{thk } q) \Downarrow G, (p, \text{obs } t, \text{clean}, q); t} \text{Eval-forceClean}$ </div> <div style="border: 1px solid #ccc; padding: 5px; margin-bottom: 10px;"> $\frac{\text{all-clean-out}((G_1, G_2), q_2) \quad \text{consistent-action}((G_1, G_2), a, q_2) \quad G_1, (q_1, a, \text{clean}, q_2), G_2 \vdash_\omega^p \text{force}(\text{thk } p_0) \Downarrow G_3; t}{G_1, (q_1, a, \text{dirty}, q_2), G_2 \vdash_\omega^p \text{force}(\text{thk } p_0) \Downarrow G_3; t} \text{Eval-scrubEdge}$ </div> <div style="border: 1px solid #ccc; padding: 5px;"> $\frac{\text{exp}(G_1, q) = e' \quad \text{del-edges-out}(G_1\{q \mapsto e'\}, q) = G'_1 \quad G'_1 \vdash_{\text{namespace}(q)}^q e' \Downarrow G_2; t' \quad G_2\{q \mapsto (e', t')\} = G'_2 \quad \text{all-clean-out}(G'_2, q) \quad G'_2 \vdash_\omega^p \text{force}(\text{thk } p_0) \Downarrow G_3; t}{G_1 \vdash_\omega^p \text{force}(\text{thk } p_0) \Downarrow G_3; t} \text{Eval-computeDep}$ </div>

Figure 5: Evaluation rules of λ_{NomA} ; vertical bars separate non-incremental rules (left, shaded) from incremental rules (right)

$$\begin{aligned}
\text{exp}(G, p) &= e \quad \text{if } G(p) = e \text{ or } G(p) = (e, t) \\
G[p \mapsto v] &= G' \\
&\quad \text{where, if } p \notin \text{dom}(G), \text{ then } G' = (G, p:v) \\
&\quad \text{otherwise, if } G = (G_1, p:v', G_2) \text{ then } G' = (G_1, p:v, G_2) \\
G[p \mapsto e] &= G' \\
&\quad \text{where, if } p \notin \text{dom}(G), \text{ then } G' = (G, p:e) \\
&\quad \text{otherwise, if } G = (G_1, p:e', G_2) \text{ or } G = (G_1, p:(e', t'), G_2) \\
&\quad \text{then } G' = (G_1, p:e, G_2) \\
G[p \mapsto (e, t)] &= G' \\
&\quad \text{where, if } p \notin \text{dom}(G), \text{ then } G' = (G, p:(e, t)) \\
&\quad \text{otherwise, if } G = (G_1, p:e', G_2) \text{ or } G = (G_1, p:(e', t'), G_2) \\
&\quad \text{then } G' = (G_1, p:(e, t), G_2) \\
\text{all-clean-out}(G, p) &\equiv \forall (p, a, b, q) \in G. (b = \text{clean}) \\
(\text{del-edges-out}(G_1, p) = G_2) &\equiv \\
&(\text{nodes}(G_1) = \text{nodes}(G_2)) \\
&\text{and } \forall q \neq p. ((q, a, b, q') \in G_1) \Rightarrow ((q, a, b, q') \in G_2) \\
&\text{and } \nexists a, b, q. (p, a, b, q) \in G_2 \\
(\text{dirty-paths-in}(G_1, p) = G_2) &\equiv \\
&(\text{nodes}(G_1) = \text{nodes}(G_2)) \\
&\text{and } \forall q_1, q_2. ((q_1, a, b', q_2) \in G_2) \Rightarrow ((q_1, a, b, q_2) \in G_1) \\
&\text{and } \forall q_1, q_2. ((q_1, a, b, q_2) \in G_1) \Rightarrow \\
&\quad \text{there exists } (q_1, a, b', q_2) \in G_2 \text{ such that} \\
&\quad \text{if } \text{path}(q_2, p, G_1) \text{ then } (b' = \text{dirty}) \text{ else } (b' = b) \\
\text{path}(p, q, G) &\equiv ((p, a, b, q) \in G) \\
&\quad \text{or } (\exists p'. ((p, a, b, p') \in G) \text{ and } \text{path}(p', q, G)) \\
\text{consistent-action}(G, a, q): \\
&\text{consistent-action}(G, \text{obs } v, q) \text{ when } G(q) = v \\
&\text{consistent-action}(G, \text{obs } t, q) \text{ when } G(q) = (e, t) \\
&\text{consistent-action}(G, \text{alloc } v, q) \text{ when } G(q) = v \\
&\text{consistent-action}(G, \text{alloc } e, q) \text{ when } G(q) = e
\end{aligned}$$

Figure 6: Graph predicates and transformations

the DCG: $\text{dirty-paths-in}(G_1, p)$ is the same as G_1 but with edges on paths to p marked dirty.

Creating thunks. The DCG is constructed during evaluation. The main rule for creating a thunk is `Eval-thunkDirty`, which converts computation e into a thunk by generating a pointer q from the provided name k , which couples the name with the current namespace ω . The output graph is updated to map q to e . If q happens to be in the graph already, all paths to it will be dirtied. Finally, the rule adds edge $(p, \text{alloc } e, \text{clean}, q)$ to the output graph, indicating that the currently evaluating thunk p depends on q and is currently clean.

Forcing thunks. Forcing a thunk that has not been previously computed, an operation that involves one rule in the non-incremental system (`Eval-forcePlain`), involves at least two rules in the incremental system: `Eval-computeDep` and `Eval-forceClean`.

Rule `Eval-forceClean` performs memoization: Given q pointing to (e, t) , where t is the cached result of the thunk e , if q 's outgoing edges are clean then t is consistent and can be reused. Thus `Eval-forceClean` returns t immediately without reevaluating e , but adds an edge denoting that p has observed the result of q to be t .

Rule `Eval-computeDep` applies when $e = \text{force}(\text{thk } p_0)$. This rule serves two purposes: it forces thunks for the first time, and it selectively recomputes until a cached result can be reused.

Its first premise $\text{exp}(G_1, q) = e'$ nondeterministically chooses some thunk q whose suspended expression is e' (whether or not q also has a cached result). Its second premise $\text{del-edges-out}(G_1\{q \mapsto e'\}, q) = G'_1$ updates G_1 so that q points to e' (removing q 's cached result, if any), and deletes outward edges of q . We need to delete the outward edges before evaluating e' because they represent what a *previous* evaluation of e' depended on. The third premise recomputes q 's expression e' , with q as the current thunk and q 's namespace component as the current namespace. In the fourth premise, the recomputed result t' is cached, resulting in graph G'_2 .

The final premise evaluates `force(thk p_0)`, the same expression as the conclusion, but under a graph G'_2 containing the result of evaluating e' . In deriving this premise we may again apply `Eval-computeDep` to “fix up” other nodes of the graph, but will eventually end up with the thunk q chosen in the first premise being p_0 itself. In this case, the last premise of `Eval-computeDep` will be derived by `Eval-forceClean` (with q instantiated to p_0).

We skipped the fifth premise $\text{all-clean-out}(G'_2, q)$, which demands that all outgoing edges from q in the updated graph are clean. This consistency check ensures that the program has not used the same name for two different thunks or references, e.g., by calling `thunk(nm k , e_1)` and later `thunk(nm k , e_2)` in the same namespace ω . If this happens, the graph will first map $k@ \omega$ to e_1 but will later map it to e_2 . Without this check, a computation q that depends on both e_1 and e_2 could be incorrect, because (re-)computing one of them might use cached values that were due to the other. Fortunately, this potential inconsistency is detected by `all-clean-out`: When a recomputation of q results in $k@ \omega$ being mapped to a different value, all *existing* paths into $k@ \omega$ are dirtied (by the last premise of `Eval-thunkDirty` above). Since q is one of the dependents, it will detect that fact and can signal an error.

This fifth premise formalizes the double-use checking algorithm first described in Section 2.4. In particular, each use of `Eval-computeDep` corresponds to the implementation pushing (and later popping) a node from its force stack. By inspecting the outgoing edges upon each pop, it effectively verifies that each node popped from the stack is clean.

Note that in the case $q = p_0$ —where the “dependency” being computed is p_0 itself—the last premise could be derived by `Eval-forceClean`, which looks up the result just computed by $G'_1 \vdash_{\text{namespace}(q)}^q e' \Downarrow G_2; t'$.

Replacing dirty edges with clean edges. `Eval-scrubEdge` replaces a dirty edge $(q_1, a, \text{dirty}, q_2)$ with a clean edge $(q_1, a, \text{clean}, q_2)$. First, it checks that all edges out from q_2 are clean; this means that the contents of q_2 are up-to-

date. Next, it checks that the action α that represents q_1 's dependency on q_2 is consistent with the contents of q_2 . For example, if q_2 points to a thunk with a cached result (e_2, t_2) and $\alpha = \mathbf{obs} \ t$, then the “consistent-action” premise checks that the currently cached result t_2 matches the result t that was previously used by q_1 .

Creating reference nodes. Like Eval-refPlain, Eval-refDirty creates a node q with value v : $G_1\{q \mapsto v\} = G_2$. Unlike Eval-refPlain, Eval-refDirty does not check that q is not in the graph: if we are recomputing, q may already exist. So $G_1\{q \mapsto v\} = G_2$ either creates q pointing to v , or updates q by replacing its value with v . It then marks the edges along all paths into q as dirty $\text{dirty-paths-in}(G_2, q) = G_3$; these are the paths from nodes that depend on q .

Re-creating clean references. Eval-refClean can be applied only during recomputation, and only when $G(q) = v$. That is, we are evaluating $\mathbf{ref}(\mathbf{nm} \ k, v)$ and allocating the same value as the previous run. Since the values are the same, we need not mark any dependency edges as dirty, but we do add an edge to remember that p depends on q .

Creating thunks. Eval-thunkDirty corresponds exactly to Eval-refDirty, but for thunks rather than values.

Re-creating thunks. Eval-thunkClean corresponds to Eval-refClean and does not change the contents of q . Note that the condition $(\exp(G, q)) = e$ applies whether or not q includes a cached result. If a cached result is present, that is, $G(q) = (e, t)$, it remains in the output graph.

Reading references. Eval-getClean is the same as Eval-getPlain, except that it adds an edge representing the dependency created by reading the contents of q .

The rules vs. the implementation. Our rules are not intended to be an “instruction manual” for building an implementation; rather, they are intended to model our implementation. To keep the rules simple, we underspecify two aspects of the implementation.

First, when recomputing an allocation in the case when the allocated value is equal to the previously allocated value ($G(q) = v$), either Eval-refDirty or Eval-refClean applies. However, in this situation the implementation always follows the behavior of Eval-refClean, since that is the choice that avoids unnecessarily marking edges as dirty and causing more recomputation. An analogous choice exists for Eval-thunkClean versus Eval-thunkDirty.

Second, similarly to the original ADAPTON system, the timing of dirtying and cleaning is left open: Eval-scrubEdge can be applied to dirty edges with no particular connection to the p_0 mentioned in the subject expression $\mathbf{force}(\mathbf{thk} \ p_0)$, and the timing of recomputation via Eval-computeDep is left open as well. Our implementations of dirtying and re-evaluation fix these open choices, and they are each analogous to the algorithms found in the original ADAPTON work.

For details, we refer the interested reader to Algorithm 1 in Hammer et al. (2014).

4.3 From-scratch consistency

We show that an incremental computation modeled by our evaluation rules has a corresponding non-incremental computation: given an incremental evaluation of e that produced t , a corresponding non-incremental evaluation also produces t . Moreover, the values and expressions in the incremental output graph match those in the graph produced by the non-incremental evaluation.

Eliding some details and generalizations, the from-scratch consistency result is:

Theorem. *If incremental \mathcal{D}_i derives $G_1 \vdash_{\omega}^P e \Downarrow G_2; t$, then a non-incremental \mathcal{D}_{ni} derives $\lfloor G_1 \rfloor_{P_1} \vdash_{\omega}^P e \Downarrow \lfloor G_2 \rfloor_{P_2}; t$ where $\lfloor G_1 \rfloor_{P_1} \subseteq \lfloor G_2 \rfloor_{P_2}$ and $P_2 = P_1 \cup \text{dom}(W)$.*

Here, W is the set of pointers that \mathcal{D}_i may allocate. The restriction function $\lfloor G_i \rfloor_{P_i}$ drops all edges from G_i and keeps only nodes in the set P_i . It also removes any cached results t . The set P_i corresponds to the nodes in G_i that are present at this point in the non-incremental derivation, which may differ from the incremental derivation since Eval-computeDep need not compute dependencies in left-to-right order.

The full statement, along with definitions of W , the restriction function, and lemmas, is in the extended version (?) as Theorem B.13.

5. Implementation

We implemented NOMINAL ADAPTON as an OCaml library. In this section, we describe its programming interface, data structures, and algorithms. Additional details about memory management appear in Appendix A. The code for NOMINAL ADAPTON is freely available:

<https://github.com/plum-umd/adapton.ocaml>

5.1 Programming Interface

Figure 7 shows the basic NOMINAL ADAPTON API. Two of the data types, name and aref, correspond exactly to names and references in Sections 2 and 4. The other data types, mfn and athunk, work a little differently, due to limitations of OCaml: In OCaml, we cannot type a general-purpose memo table (containing thunks with non-uniform types), nor can we examine a thunk’s “arguments” (that is, the values of the variables in a closure’s environment).⁵

To overcome these limitations, our implementation creates a tight coupling between namespaces and memoized functions. The function $\mathbf{mk_mfn} \ k \ f$ takes a name k and a function f and returns a *memoized function* \mathbf{mfn} . The function f must have type $(\text{'arg}, \text{'res}) \rightarrow \text{mbody}$, i.e., it takes an \mathbf{mfn}

⁵Recall from the start of the previous section that memoized calls are implemented as thunks in NOMINAL ADAPTON.


```

type name
val new : unit → name
val fork : name → name * name

type ('arg,'res) mfn
type ('arg,'res) mbody = ('arg,'res) mfn → 'arg → 'res
val mk_mfn : name → ('arg,'res) mbody → ('arg,'res) mfn
val call : ('arg,'res) mfn → ('arg → 'res)

type 'res athunk
val thunk : ('arg,'res) mfn → name → 'arg → 'res athunk
val force : 'res athunk → 'res

type 'a aref
val aref : name → 'a → 'a aref
val get : 'a aref → 'a
val set : 'a aref → 'a → unit

```

Figure 7: Basic NOMINAL ADAPTON API

and an 'arg as arguments, and produces a 'res. (The mfn is for recursive calls; see the example below.)

Later on, we call `thunk m k arg` to create a thunk of type `athunk` from the memoized function `m`, with thunk name `k` (relative to `m`'s namespace) and argument `arg`. The code for the thunk will be whatever function `m` was created from. In other words, in our implementation, only function calls can be memoized (not arbitrary expressions), and each set of thunks that share the same function body also share the same namespace.

Using this API, we can rewrite the map code from Section 2.3 as follows:

```

let map f map_f_name =
  let mfn = mk_mfn map_f_name (fun mfn list →
    match list with
    | Nil → Nil
    | Cons(hd, n, tl_ref) →
      let n1, n2 = fork n tl
      let tl = get tl_ref in
      Cons(f hd, aref(n1, force(thunk mfn n2 tl))) )
  in fun list → call mfn list

```

The code above differs from the earlier version in that the programmer uses `mk_mfn` with the name `map_f_name` to create a memo table in a fresh namespace. Moreover, memoization happens directly on the recursive call, by introducing a thunk (and immediately forcing it).

5.2 Implementing Reuse

Much of the implementation of NOMINAL ADAPTON remains unchanged from classic ADAPTON. Specifically, both systems use DCGs to represent dependency information among nodes representing thunks and refs, and both systems traverse their DCGs to dirty dependencies and to later reuse (and repair) partially inconsistent graph components.

These steps were described in Sections 2 and 4, and were detailed further by Hammer et al. (2014).

The key differences between NOMINAL ADAPTON and Classic ADAPTON have to do with memo tables and thunks.

Memo tables and thunks. NOMINAL ADAPTON memo tables are implemented as maps from names to DCG nodes, which contain the thunks they represent. When creating memo tables with `mk_mfn`, the programmer supplies a name and an mbody. Using the name, the library checks for an existing table (i.e., a namespace). If none exists, it creates an empty table, registers it globally, and returns it as an mfn. If a table exists, then the library checks that the given mbody is (physically) equal to the mbody component of the existing mfn; it issues a run-time error if not.

When the program invokes `thunk`, it provides an mfn, name, and argument. The library checks the mfn's memo table for an existing node with the provided name. If none exists, it registers a fresh node with the given name in the memo table and adds an allocation edge to it from the current node (which is set whenever a thunk is forced).

If a node with the same name already exists, the library checks whether the argument is equal to the current one. If equal, then the thunk previously associated with the name is the same as the new thunk, so the library reuses the node, returning it as an `athunk` and adding an allocation edge to the DCG. If not equal, then the name has been allocated for a different thunk either in a prior run, or in *this run*. The latter case is an error that we detect and signal. To distinguish these two cases, we use the check described in Section 2.4. Assuming no error, the library needs to reset the state associated with the name: It clears any prior cached result, dirties any incoming edges (transitively), mutates the argument stored in the node to be the new one, and adds an allocation edge. Later, when and if this thunk is forced, the system will run it. Further, because of the dirtying traversal, any nodes that (transitively or directly) forced this changed node are also candidates for reevaluation.

Names. A name in NOMINAL ADAPTON is implemented as a kind of list, as follows:

```

type name = Bullet | One of int * name | Two of int * name

```

Ignoring the `int` part, this is a direct implementation of λ_{NomA} 's notion of names. The `int` part is a hash of the next element in the list (but not beyond it), to speed up disequality checks—if two `One` or `Two` elements do not share the same hash field they cannot be equal; if they do, we must compare their tails (because of hash collisions). Thus, at worst, establishing equality is linear in the length of the name, but we can short circuit a full traversal in many cases. We note that in our applications, the size of names is either a constant, or it is proportional to the *depth* (not total size) of the DCG, which is usually sublinear (e.g., logarithmic) in the current input's total size.

6. Experimental Results

This section evaluates NOMINAL ADAPTON’s performance against ADAPTON and from-scratch recomputation.⁶ We find that NOMINAL ADAPTON is nearly always faster than ADAPTON, which is sometimes *orders of magnitude slower* than from-scratch computation. NOMINAL ADAPTON always enjoys speedups, and sometimes very dramatic ones (up to 10900×).

6.1 Experimental Setup

Our experiments measure the time taken to recompute the output of a program after a change to the input, for a variety of different sorts of changes. We compare NOMINAL ADAPTON against classic ADAPTON and from-scratch computation on the changed input; the latter avoids all IC-related overhead and therefore represents the best from-scratch time possible.

We evaluate two kinds of subject programs. The first set is drawn from the IC literature on SAC and Adapton (Hammer et al. 2011, 2009, 2014). These consist of standard list processing programs: (eager and lazy) filter, (eager and lazy) map, reduce(min), reduce(sum), reverse, median, and a list-based mergesort algorithm. Each program operates over randomly generated lists. These aim to represent key primitives that are likely to arise in standard functional programs, and use the patterns discussed in Section 3.1. We also consider an implementation of quickhull (Barber et al. 1996), a divide-and-conquer method for computing the convex hull of a set of points in a plane. Convex hull has a number of applications including pattern recognition, abstract interpretation, computational geometry, and statistics.

We also evaluate an incremental IMP interpreter, as discussed in Section 3.3, measuring its performance on a variety of different IMP programs. `fact` iteratively computes the factorial of an integer. `intlog;fact` evaluates the sequence of computing an integer logarithm followed by factorial. `array max` allocates, initializes, and destructively computes the maximum value in an array. `matrix mult` allocates, initializes, and multiplies two square matrices (implemented as arrays of arrays of integers). These IMP programs exhibit imperative behavior not otherwise incrementalizable, except as programs evaluated by a purely functional, big-step interpreter implemented in an incremental meta-language.

All programs were compiled using OCaml 4.01.0 and run on an 8-core, 2.26 GHz Intel Mac Pro with 16 GB of RAM running Mac OS X 10.6.8.

6.2 List-based experiments

Table 1 contains the results of our list experiments. For each program (leftmost column), we consider a randomly

⁶ Hammer et al. (2014) report that for interactive, lazy usage patterns, ADAPTON substantially outperforms another state-of-the-art incremental technique, *self-adjusting computation* (SAC), which sometimes can incur significant slowdowns. We do not compare directly against SAC here.

Batch-mode comparison (“demand all”)					
Program	n	Edit	FS (ms)	A (×)	NA (×)
eager filter	1e4	insert	21	0.178	1.29
		delete	21	0.257	1.39
		replace	21	0.108	1.27
eager map	1e4	insert	21.6	0.0803	1.02
		delete	21.6	0.0920	1.01
		replace	21.6	0.0841	1.09
min	1e5	insert	424	2790	2980
		delete	424	4450	4720
		replace	424	1850	2310
sum	1e5	insert	421	785	833
		delete	421	1140	1230
		replace	421	727	733
reverse	1e5	insert	197	0.0404	1.23
		delete	197	0.764	1.19
		replace	197	0.0404	1.23
median	1e4	insert	3010	0.747	127
		delete	3010	192	115
		replace	3010	0.755	148
mergesort	1e4	insert	267	0.212	12.0
		delete	267	11.0	10.1
		replace	267	0.205	10.5
quikhull	1e4	insert	853	0.0256*	3.78
		delete	853	0.0270*	4.11
		replace	853	0.0378*	3.86

(a) Speedups of batch-mode experiments

Demand-driven comparison (“demand one”)					
Program	n	Edit	FS (ms)	A (×)	NA (×)
lazy filter	1e5	insert	0.016	3.79	3.55
		delete	0.016	18.1	16.3
		replace	0.016	3.55	3.20
lazy map	1e5	insert	0.016	4.08	3.79
		delete	0.016	18.1	20.4
		replace	0.016	3.71	3.62
reverse	1e5	insert	188	0.067	2130
		delete	188	50.8	4540
		replace	188	0.068	2360
mergesort	1e4	insert	63.4	96.3	369
		delete	63.4	111	752
		replace	63.4	86.2	336
quikhull	1e4	insert	509	0.0628*	5.30
		delete	509	0.0571*	5.52
		replace	509	0.0856*	5.23

(b) Speedups of demand-driven experiments

Table 1: List benchmarks

generated input of size n and three kinds of edits to it: *insert*, *delete*, and *replace*. For the first, we insert an element in the list; for the second, we delete the inserted element; for the last, we delete an element and then re-insert an element with a new value. Rather than consider only one edit position, we consider ten positions in the input list, spaced evenly (1/10 through the list, 2/10 through the list, etc.), and perform the edit at those positions, computing the average time across all ten edits. We report the median of seven trials of this experiment.

The table reports the time to perform recomputation from scratch, in milliseconds, in column FS, and then the speed-up (or slow-down) factor compared to the from-scratch time

for both ADAPTON, in column A, and NOMINAL ADAPTON, in column NA. Table 1a considers the case when *all* of the program’s output is demanded, whereas Table 1b considers the case when only one element of the output is demanded, thus measuring the benefits of both nominal and classic ADAPTON in a lazy setting. Note that in the lazy setting, FS sometimes also avoids complete recomputation, since thunks that are created but never forced are not executed.

Results: Demand all. Table 1a focuses on benchmarks where *all* of the output is demanded, or when there is only a single output value (sum and minimum). In these cases, several patterns emerge in the results.

First, for eager map (Section 2) and eager filter, NOMINAL ADAPTON gets modest speedup and breaks even, respectively, while ADAPTON gets slowdowns of one to two orders of magnitude. As Section 2 explains, ADAPTON recomputes and reallocates a linear number of output elements for each $O(1)$ input change (insertion, deletion or replacement). By contrast, NOMINAL ADAPTON need not rebuild the prefix of the output lists.

Next, the benchmarks minimum and sum use the probabilistically balanced trees from Section 3.1 to do an incremental fold where, in expectation, only a logarithmic number of intermediate computations are affected by a small change. Due to this construction, both ADAPTON and NOMINAL ADAPTON get large speedups over from-scratch computation (up to $4720\times$). NOMINAL ADAPTON tends to get slightly more speedup, since its use of names leads to less tree rebuilding. This is similar to, but not as asymptotically deep as, the eager map example ($O(\log n)$ here versus $O(n)$ above).

The next four benchmarks (reverse, mergesort, median, quickhull) show marked contrasts between the times for NOMINAL ADAPTON and ADAPTON: In all cases, NOMINAL ADAPTON gets a speedup (from about $4\times$ to $148\times$), whereas ADAPTON nearly always gets a slowdown. Two exceptions are the deletion changes that revert a prior insertion. In these cases, ADAPTON reuses the original cache information that it duplicates (at great expense) after the insertion. ADAPTON gets no speedup for quickhull, our most complex benchmark in this table. By contrast, NOMINAL ADAPTON performs updates *orders of magnitude* faster than ADAPTON and gets a speedup over from-scratch; the stars (*) indicate that we ran quickhull at one tenth of the listed input size for ADAPTON, because otherwise it used too much memory due to having large memo tables but little reuse from them.

Results: Demand one. Table 1b focuses on benchmarks where *one* (of many possible) outputs are demanded. In these cases, two patterns emerge. First, on simple lazy list benchmarks map and filter, ADAPTON and NOMINAL ADAPTON perform roughly the same, with ADAPTON getting slightly higher speedups than NOMINAL ADAPTON. These cases are good fits for ADAPTON’s model, and names only add overhead.

Batch-mode comparison (“demand all”)					
Program	n	Edit	FS (ms)	A (\times)	NA (\times)
fact	5e3	repl	945	0.520	10900
		swap1	947	2410	4740
		swap2	955	4740	6590
		ext	847	0.464	0.926
intlog:fact	$2^{30}, 5e3$	swap	849	0.413	3.18
array max	2^{10}	repl1	191	0.323	6.52
		repl2	191	0.310	7.62
matrix mult	20x20	swap1	4500	0.617	1.31
	25x25	swap2	4500	0.756	1.17
		ext	6100	1.50	1.55

Table 2: Speedups of IMP interpreter experiments

Second, on more involved list benchmarks (reverse, mergesort and quickhull), NOMINAL ADAPTON delivers greater speedups (from $5\times$ to $4540\times$) than ADAPTON, which often delivers slowdowns. Two exceptions are mergesort, where ADAPTON delivers speedups, but is still up to $6.7\times$ slower than NOMINAL ADAPTON, and the deletion changes, which—as in the table above—are fast because of spurious duplication in the insertion change.

In summary, NOMINAL ADAPTON consistently delivers speedups for small changes, while ADAPTON does so to a lesser extent, and much less reliably.

6.3 Interpreter Experiments

We tested the incremental behavior of the IMP interpreter with three basic forms of edits to the input programs: replacing values (*replace*), swapping subexpressions (*swap*), and increasing the size of the input (*ext*). These experiments all take the following form: evaluate an expression, mutate the expression, and then reevaluate.

- For fact, *repl* mutates the value of an unused variable; *swap1* reverses the order of two assignments at the start of the program; *swap2* reverses the order of two assignments at the end; and *ext* increases the size of the input.
- For intlog:fact, *swap* swaps the two subprograms.
- For array max, *repl1* replaces a value at the start of the array, and *repl2* moves a value from the start to the end of the array.
- For matrix mult, *swap1* reverses the order of the initial assignments of the outer arrays of the input matrices; *swap2* reverses the order of the while loops that initialize the inner arrays of the input matrices; and *ext* extends the dimensions of the input arrays.

Results. Table 2 summarizes the results, presented the same way as the list benchmarks. We can see that NOMINAL ADAPTON provides a speedup over from-scratch computation in all but one case, and can provide dramatic speedups. In addition, NOMINAL ADAPTON consistently outperforms classic ADAPTON, in some cases providing a speedup where ADAPTON incurs a (sizeable) slowdown.

The fact program’s *repl* experiment shows significant performance improvement due to names. Classic ADAPTON dirties each intermediary environment and is forced to recompute. With the naming strategy outlined in Section 3.3, the environment is identified without regard to the particular values inserted. Future computations that depend on the environment, but not the changed value in particular, are reused. The fact *swap* experiments show significant speedup for both classic ADAPTON and NOMINAL ADAPTON, because the trie map representation remains unchanged regardless of order of the assignments.

The remaining results fall into two categories. The edits made to *intlog;fact*, *array max*, and *matrix mult*’s *swaps* show speedups between $1.17\times$ and $7.62\times$ with NOMINAL ADAPTON, while classic ADAPTON exhibits a slowdown, due to spending much of its time creating and evaluating new nodes in the DCG. NOMINAL ADAPTON, on the other hand, spends its time walking the already-present nodes and reusing many (from 25% to as much as 99%) of them, with the added benefit of far better memory performance.

The last category includes the *ext* tests for fact (increasing the input value) and *matrix mult* (extending the dimensions of the input matrices). Such changes have pervasive effects on the rest of the computation and are a challenge to incremental reuse. Extension for matrix multiplication shows a modest speedup over the from-scratch running time for both nominal and classic ADAPTON. NOMINAL ADAPTON is able to reuse a third of the nodes created during the original run, while classic ADAPTON is not able to reuse any. Increasing the value of the input to factorial causes similar behavior, though the single, short loop prevents the amount of reuse from overcoming the from-scratch time.

7. Related Work

Here we survey past approaches to incremental computation, organizing our discussion into three categories: static approaches, dynamic approaches, and specialized approaches.

Static approaches to IC. These approaches transform programs to derive a second program that can process “deltas”; the derived program takes as input the last (full) output and the representation of an input change, and produces (the representation of) the next output change. This program derivation is performed a priori, before any dynamic changes are issued. As such, static approaches have the advantage of not incurring dynamic space or time overhead, but also carry disadvantages that stem from not being dynamic in nature: They cannot handle programs with general recursion, and cannot take advantage of cached intermediate results, since by design, there are none (Cai et al. 2014; Liu and Teitelbaum 1995).

Dynamic approaches to IC. In contrast to static approaches, dynamic approaches attempt to trade space for time savings. A variety of dynamic approaches to IC have been proposed.

Most early approaches fall into one of two camps: they either perform function caching of pure programs (Bellman 1957; McCarthy 1963; Michie 1968; Pugh 1988), or they support input mutation and employ some form of dynamic dependency graphs. However, the programming model advanced by earlier work on dependence graphs lacked features like general recursion and dynamic allocation, instead restricting programs to those expressible as *attribute grammars* (a language of declarative constraints over tree structures) (Demers et al. 1981; Reps 1982a,b; Vogt et al. 1991).

Some recent general-purpose approaches to dynamic IC (SAC and ADAPTON) support general-purpose input structures and general recursion; internally, they use a notion of memoization to find and reuse portions of existing dependency graphs. As described in Hammer et al. (2014), SAC and ADAPTON differ greatly in the programming model they support (SAC is eager/batch-oriented whereas ADAPTON is demand-driven) and in how they represent dependency graphs. Consequently, they have different performance characteristics, with ADAPTON excelling at demand-driven and interactive settings, and SAC doing better in non-interactive, batch-oriented settings (Hammer et al. 2014).

The presence of dynamic memory allocation in SAC poses a reuse problem due to “fresh” object identities, and thus benefits from a mechanism to deterministically match up identities from prior runs. Various past work on SAC addresses this problem in some form (Acar and Ley-Wild 2009; Acar et al. 2004, 2006; Hammer and Acar 2008) describing how to use “hints” or “keys.” The reuse problem in NOMINAL ADAPTON is more general in nature than in SAC, and thus requires a very different solution. For example, NOMINAL ADAPTON’s DCG and more general memo tables do not impose SAC’s total ordering of events, admitting more opportunities for reuse, but complicating the issue of assuring that names are not used more than once within a run. The use of thunks, which also need names, adds a further layer of complication. This paper addresses name reuse in this (more general) IC setting. Further, we address other naming issues, such as how to generate new names from existing ones (via fork) and how to determinize memo table creation (via named namespaces).

Though they do not attempt to address name-reuse issues, Chen et al. (2014) reduce the (often large) space overhead of dependence tracking, which is pervasive in both SAC and in ADAPTON. In particular, they propose coarsening the granularity of dependence tracking, and report massive reductions (orders of magnitude) in space as a result. We believe that their approach (“probabilistic chunking”) should be immediately applicable to our setting, as well as to classic ADAPTON.

Specialized approaches to IC. Some recent approaches to IC are not general-purpose, but exploit domain-specific structure to handle input changes efficiently. DITTO incrementally checks invariants in Java programs, but is limited to

invariant checking (Shankar and Bodík 2007). i3QL incrementally repairs database views (queries) when the underlying data changes due to insertions and removals of table rows (Mitschke et al. 2014).

Finally, reactive programming (especially functional reactive programming or FRP) shares some elements with incremental computation: both paradigms offer programming models for systems that strive to efficiently react to “outside changes”; internally, they use graph representations to model dependencies in a program that change over time (Cooper and Krishnamurthi 2006; Czaplicki and Chong 2013; Krishnaswami and Benton 2011). However, the chief aim of FRP is to provide a declarative means of specifying programs whose values are time-dependent (stored in signals), whereas the chief aim of IC is to provide time savings for small input changes (stored in special references). The different scope and programming model of FRP makes it hard to imagine using it to write an efficient incremental sorting algorithm, though it may be possible. On the other hand, IC would seem to be an appropriate mechanism for implementing an FRP engine, though the exact nature of this connection remains unclear.

8. Conclusion

This paper has presented *nominal matching*, a new strategy that general-purpose incremental computation can use to match a proposed computation against a prior, memoized one. With nominal matching, programmers may explicitly associate a *name* with a memoized computation, and matching is done by name equality. Nominal matching overcomes the conservativity of *structural matching*, the most commonly employed approach, which compares computations based on their structure and thus may fail to reuse prior results when it should (i.e., those that are not structurally identical but require little work to bring up-to-date). We have implemented nominal matching as part of NOMINAL ADAPTON, an extension to the ADAPTON general-purpose system for incremental computation, and endowed it with *namespaces* for more flexible management of names in practical programs. We have formalized NOMINAL ADAPTON’s (and ADAPTON’s) algorithms and proved them correct. We have implemented a variety of data structures and benchmark programs in NOMINAL ADAPTON. Performance experiments show that compared to ADAPTON (which employs structural matching) NOMINAL ADAPTON enjoys uniformly better performance, sometimes achieving many orders-of-magnitude speedups over from-scratch computation when ADAPTON would suffer significant slowdowns.

Acknowledgments

We thank Khoo Yit Phang, as well as the anonymous reviewers of the program committees (including the AEC) for their questions, insights and feedback. This research was

supported in part by NSF CCF-1116740, DARPA FA8750-12-2-0106, and a gift from Mozilla Research.

References

- U. A. Acar and R. Ley-Wild. Self-adjusting computation with Delta ML. In *Advanced Functional Programming*. 2009.
- U. A. Acar, G. E. Blelloch, and R. Harper. Adaptive memoization. Technical Report CMU-CS-03-208, Carnegie Mellon University, Nov. 2004.
- U. A. Acar, G. E. Blelloch, M. Blume, R. Harper, and K. Tangwongsan. A library for self-adjusting computation. *ENTCS*, 148 (2), 2006.
- C. B. Barber, D. P. Dobkin, and H. Huhdanpaa. The quickhull algorithm for convex hulls. *ACM Trans. Math. Softw.*, 22(4), Dec. 1996.
- R. Bellman. *Dynamic Programming*. Princeton Univ. Press, 1957.
- Y. Cai, P. G. Giarrusso, T. Rendel, and K. Ostermann. A theory of changes for higher-order languages: Incrementalizing λ -calculi by static differentiation. In *PLDI*, 2014.
- Y. Chen, U. A. Acar, and K. Tangwongsan. Functional programming for dynamic and large data with self-adjusting computation. In *ICFP*, 2014.
- G. H. Cooper and S. Krishnamurthi. Embedding dynamic dataflow in a call-by-value language. In *ESOP*, 2006.
- E. Czaplicki and S. Chong. Asynchronous functional reactive programming for GUIs. In *PLDI*, 2013.
- A. Demers, T. Reps, and T. Teitelbaum. Incremental evaluation of attribute grammars with application to syntax-directed editors. In *POPL*, 1981.
- M. Hammer and U. A. Acar. Memory management for self-adjusting computation. In *ISMM*, 2008.
- M. Hammer, G. Neis, Y. Chen, and U. A. Acar. Self-adjusting stack machines. In *ACM SIGPLAN Conference on Object-Oriented Programming, Systems, Languages, and Applications (OOPSLA)*, 2011.
- M. A. Hammer, U. A. Acar, and Y. Chen. CEAL: a C-based language for self-adjusting computation. In *ACM SIGPLAN Conference on Programming Language Design and Implementation*, 2009.
- M. A. Hammer, K. Y. Phang, M. Hicks, and J. S. Foster. Adapton: Composable, demand-driven incremental computation. In *PLDI*, 2014.
- N. R. Krishnaswami and N. Benton. A semantic model for graphical user interfaces. In *ICFP*, 2011.
- P. B. Levy. Call-by-push-value: A subsuming paradigm. In *TLCA*, 1999.
- P. B. Levy. *Call-By-Push-Value*. PhD thesis, Queen Mary and Westfield College, University of London, 2001.
- Y. A. Liu and T. Teitelbaum. Systematic derivation of incremental programs. *Sci. Comput. Program.*, 24(1):1–39, 1995.
- J. McCarthy. A basis for a mathematical theory of computation. In *Computer Programming and Formal Systems*, 1963.
- D. Michie. “Memo” functions and machine learning. *Nature*, 218: 19–22, 1968.

- R. Mitschke, S. Erdweg, M. Köhler, M. Mezini, and G. Salvaneschi. i3QL: Language-integrated live data views. In *OOP-SLA*, 2014.
- W. Pugh. *Incremental Computation via Function Caching*. PhD thesis, Cornell University, 1988.
- W. Pugh and T. Teitelbaum. Incremental computation via function caching. In *POPL*, 1989.
- T. Reps. *Generating Language-Based Environments*. PhD thesis, Cornell University, Aug. 1982a.
- T. Reps. Optimal-time incremental semantic analysis for syntax-directed editors. In *POPL*, 1982b.
- A. Shankar and R. Bodík. DITTO: Automatic incrementalization of data structure invariant checks (in Java). In *PLDI*, 2007.
- H. Vogt, D. Swierstra, and M. Kuiper. Efficient incremental evaluation of higher order attribute grammars. In *PLILP*, 1991.
- G. Winskel. *The Formal Semantics of Programming Languages: An Introduction*. MIT Press, 1993.