

# Electronic structure and the origin of the high ordering temperature in $\text{SrRu}_2\text{O}_6$

David J. Singh

*Materials Science and Technology Division, Oak Ridge National Laboratory, Oak Ridge, Tennessee 37831-6056*

(Dated: April 18, 2022)

$\text{SrRu}_2\text{O}_6$  is a layered honeycomb lattice material with an extraordinarily high magnetic ordering temperature. We investigated this material using density functional calculations. We find that the energy scales for moment formation and ordering are similar and high. Additionally, we find that the magnetic anisotropy is high and favors moments oriented along the  $c$ -axis. This provides an explanation for the exceptionally high ordering temperature. Finally, the compound is found to be semiconducting at the bare density functional level, even without magnetic order. Experimental consequences of this scenario for the high ordering temperature are discussed.

## I. INTRODUCTION

Hiley and co-workers recently reported synthesis of the layered honeycomb lattice oxide  $\text{SrRu}_2\text{O}_6$ , which contains pentavalent  $\text{Ru}^{5+}$  ions in octahedral coordination. [1] The compound has antiferromagnetic ordering with an ordering temperature above 500 K, which is an extremely high value, particularly considering the layered crystal structure. In fact, while a number of remarkably high magnetic ordering temperature 4d and 5d oxides have been discovered, most notably  $\text{SrTcO}_3$ ,  $\text{CaTcO}_3$  and  $\text{NaOsO}_3$ , [2–5]  $\text{SrRu}_2\text{O}_6$  is the first example of an apparently 2D material in this category, and in fact its ordering temperature exceeds that of  $\text{NaOsO}_3$ .

The crystal structure of  $\text{SrRu}_2\text{O}_6$  consists of honeycomb lattice planes of  $\text{Ru}^{5+}$  ions, stacked directly on top of each other with intervening  $\text{Sr}^{2+}$  to form a hexagonal lattice, as shown in Fig. 1. There is one formula unit (two Ru atoms) per unit cell.

## II. APPROACH

We did density functional calculations using the experimental crystal structure, which was determined by synchrotron xray and neutron diffraction. [1] The accuracy of this structure is supported by the fact that our calculated forces in the antiferromagnetic ground state with this structure are below 4 mRy/bohr. This is essentially zero at the precision of density functional calculations. The calculations were done using the general potential linearized augmented planewave (LAPW) method [6] as implemented in the WIEN2k code. [7] We used LAPW sphere radii of 2.05 bohr for Sr and Ru and 1.55 bohr for O. We used well converged LAPW basis sets and included local orbitals [8] for the semi-core states of Sr and Ru.

We did calculations both in a scalar relativistic approximation and with inclusion of spin-orbit, and find similar results. The calculations were done using the generalized gradient approximation (GGA) of Perdew, Burke and Ernzerhof (PBE). [9]

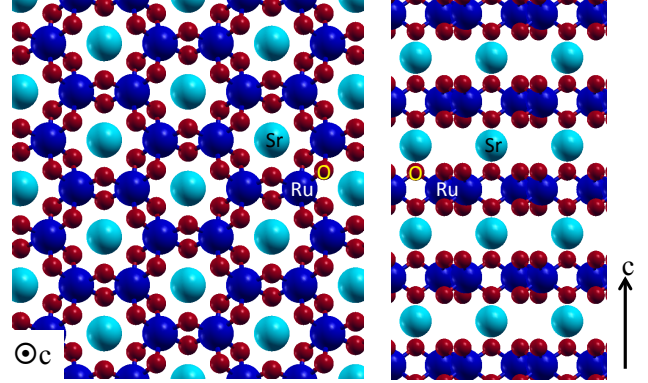


FIG. 1. Crystal structure of  $\text{SrRu}_2\text{O}_6$  showing the honeycomb lattice planes separated by Sr ions.

## III. RESULTS AND DISCUSSION

We start with the electronic structure. The calculated density of states without spin polarization as obtained with the PBE GGA is shown in Fig. 2, along with the band structure near the Fermi level. As expected, the electronic structure shows  $\text{Ru}^{5+}$ , with a half-filled Ru  $t_{2g}$  derived manifold. Since there are two Ru ions per unit cell, there are six  $t_{2g}$  bands and a band gap is possible without magnetism even though there are an odd number of  $t_{2g}$  electrons per atom. This is the case. The calculated non-spin-polarized band gap is 0.06 eV, including spin-orbit and 0.05 eV in a scalar relativistic approximation. Importantly, substantial hybridization between Ru 4d and O 2p is evident in the Ru  $d$  projected density of states. For example, there is substantial Ru  $d$  character in the O 2p bands, especially at the bottom, but extending almost to the top of this manifold.

The honeycomb lattice is not frustrated against near neighbor antiferromagnetism. We did spin-polarized calculations for various ordering patterns. These were the near neighbor antiferromagnetic state, in which neighboring Ru in plane are antiferromagnetically aligned, and the  $c$ -axis stacking is also antiferromagnetic (denoted AF1), the same in-plane order, but stacked ferromagnetically along the  $c$ -axis (denoted AF2), a ferromagnetic order (denoted F), and ferromagnetic planes stacked antiferro-

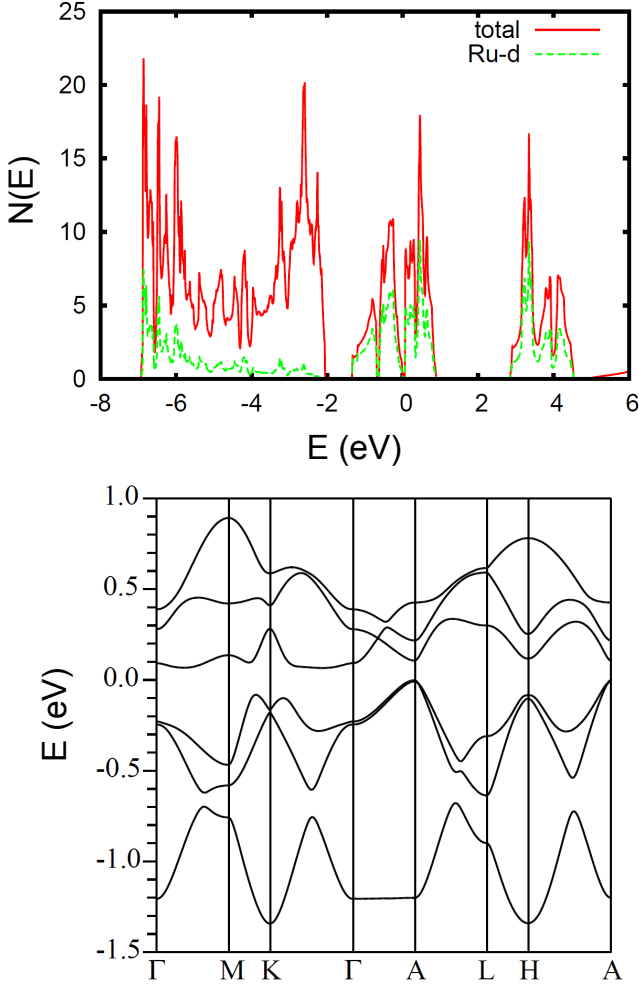


FIG. 2. Electronic density of states and Ru  $d$  projection (top) and band structure in the range around the Fermi level (bottom) as obtained in non-spin-polarized PBE GGA calculations, including spin orbit. The valence band maximum is set to 0 eV.

magnetically (denoted AF3).

Neither of the orders with ferromagnetic planes (F or AF3) yielded a spin-polarized solution with the PBE GGA. This was confirmed by fixed spin moment calculations (Fig. 3). These show a monotonically increasing energy with constrained spin magnetization. The fixed spin moment curve shows a roughly linear increase in energy with magnetization at low magnetizations, reflecting the presence of a band gap. We note that the strong hybridization with O is evident in the fixed spin moment results. In particular, with an imposed ferromagnetic spin magnetization of  $3 \mu_B/\text{Ru}$  only  $\sim 1.8 \mu_B$  is in the Ru LAPW sphere (radius 2.05 bohr). Considering the extent of the Ru  $4d$  atomic orbitals, the implication is that roughly  $1 \mu_B/\text{Ru}$ , i.e.  $1/3$  of the total imposed magnetization lies on the O atoms. This is qualitatively similar to the  $\text{Ru}^{5+}$  double perovskite oxide,  $\text{Sr}_2\text{YRuO}_6$ , [10] and the  $\text{Ru}^{4+}$  ferromagnet,  $\text{SrRuO}_3$ . [11]

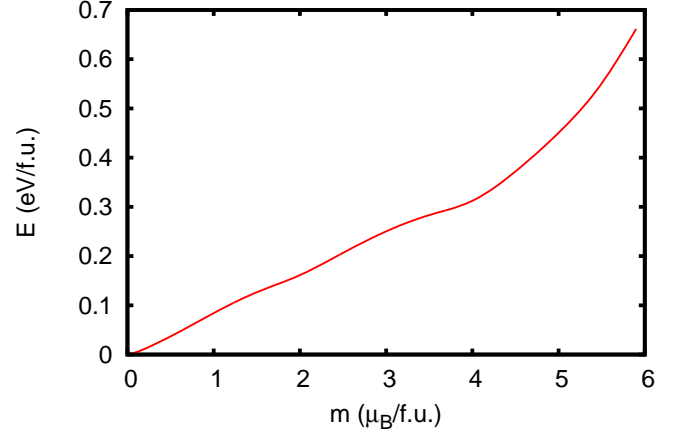


FIG. 3. Fixed spin moment energy as a function of spin magnetization on a per formula unit basis as obtained with the PBE GGA.

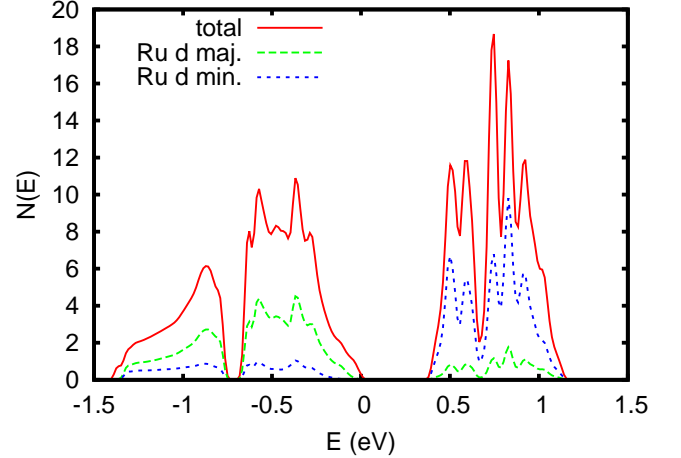


FIG. 4. Density of states for the AF1 ground state including spin orbit.

On the other hand, we find very stable AF1 and AF2 orderings. The lowest energy AF1 order, is 0.20 eV lower in energy per formula unit than the non-spin-polarized case, while the AF2 order is only 0.003 eV per formula unit higher than the ground state. The small energy difference between the AF1 and AF2 states means that the out-of-plane interactions are very weak compared to the in-plane ordering energy. Low dimensional magnets, as defined in terms of low interlayer couplings relative to in-plane couplings, can have suppressed ordering temperatures, usually logarithmically in the ratio of the out-of-plane to in-plane magnetic interactions. [12] This is expected to be the case for Heisenberg or XY moments, but not for Ising like moments. We find that  $\text{SrRu}_2\text{O}_6$  has a strong magnetic anisotropy that favors moment directions along the  $c$ -axis. For the AF1 ground state, we find that the energy with moments along the  $c$ -axis is 2.8 meV per formula unit lower than with moments oriented along the  $a$ -axis in PBE-GGA calculations with

spin orbit. Therefore, a suppression of the ordering due to the layered structure is not expected even though the interlayer magnetic interactions are weak.

The calculated spin moment in the Ru sphere for the AF1 ground state is  $1.3 \mu_B/\text{Ru}$ , even lower than the induced moment in the fixed spin moment calculations. Nonetheless the ordering opens a sizable gap in the  $t_{2g}$  bands. The band gap for the AF1 ordering with the PBE GGA is 0.43 eV without spin orbit. With spin orbit, there is an orbital moment, opposite to the spin moment following Hund's rule, of size  $0.09 \mu_B$  and the PBE-GGA band gap is 0.39 eV. The  $t_{2g}$  density of states is shown in Fig. 4. The moment on the Ru of  $1.3 \mu_B$  is strongly reduced relative to the nominally expected spin moment of  $3 \mu_B$  for a half-filled  $t_{2g}$  band. Based on the fixed spin moment results and the strong covalency we infer that most of this reduction is a consequence of covalency between the Ru  $4d$  and O  $2p$  states. This is similar to recent results for the  $5d$  double perovskite  $\text{Sr}_2\text{ScOsO}_6$ . [13] We note that this is a mechanism that has been discussed previously, [14, 15] but appears to be particularly large for these more covalent  $4d$  and  $5d$  materials.

This covalency between Ru and O is important for understanding the high energy scale associated with magnetic ordering, which in turn provides an explanation for the high ordering temperature. Magnetism is much more common in  $3d$  oxides than in  $4d$  and  $5d$  oxides. Because of this it is often presumed that the magnetism of  $4d$  and  $5d$  oxides is inherently weak. However, this is clearly not the case, as is evident when one considers the ferromagnetism of metallic  $\text{SrRuO}_3$  [16, 17] and the very high ordering temperature in  $\text{SrTcO}_3$ . [2] Actually, as is well known, magnetism arises from intersite coupling of moments on ions. In oxides, as in other materials, strong intersite coupling of moments is favored by strong covalency. [18, 19]

Most magnetic materials are described within a local moment picture, in which moments that exist due to on-site atomic interactions independent of ordering are subject to inter-site couplings that determine the ordering temperature. The reason why most  $4d$  and  $5d$  oxides are not magnetic is not that these interactions, which would determine the ordering temperature are weak. Rather it is because that these elements have more extended  $d$  orbitals than  $3d$  transition metals. This leads to lower onsite Coulomb integrals and stronger covalency, both of which work against formation of local moments. Thus as covalency is increased, one expects the intersite interactions, and the ordering temperature to increase so long as moments can form, and then to vanish with the disappearance of the moments. In the region of highest ordering temperature the energy scales for moment for-

mation and for ordering the moments will be comparable and therefore the existence of moments will depend on the ordering. For metallic magnets this is the itinerant limit. [20]

The elemental ferromagnets, Fe, Co and Ni have Curie temperatures of 1043 K, 1400 K and 627 K, respectively. Taking into account the different moments of  $2.1 \mu_B$ ,  $1.6 \mu_B$ , and  $0.6 \mu_B$ , respectively, one observes that the relative ordering strength increases strongly as the system becomes more itinerant, i.e. going from Fe to Co to Ni. [21] Thus it can be seen that increasing itinerancy favors increasing Curie temperature. The same principle is operative here. In fact this has been discussed previously in the context of  $\text{SrRuO}_3$ ,  $\text{CaTcO}_3$  and  $\text{SrTcO}_3$  based on density functional calculations, [2, 3, 10] and subsequently for  $\text{SrTcO}_3$ , in terms of dynamical mean field calculations with similar conclusions. [22]

#### IV. SUMMARY AND CONCLUSIONS

The extremely high ordering temperature of  $\text{SrRu}_2\text{O}_6$  in a layered oxide provides a new model system for exploring the interplay of covalency and moment formation in a  $4d$  oxide. The results suggest some experimental expectations that may be tested. First of all, the comparable energy scales for moment formation and ordering imply that the moments should strongly decrease as the ordering temperature is approached from below. Secondly, the band gap should show a rather strong temperature dependence near the ordering temperature, falling to a reduced value above the ordering. These two expectations are similar to what is seen in  $\text{NaOsO}_3$ , [5] except that in the present case, the non-magnetic case is a small band gap semiconductor instead of a metal. In this sense  $\text{SrRu}_2\text{O}_6$  may provide an interesting exception to one of the standard experimental characterizations of a Mott insulating oxide, specifically an oxide with an odd number of electrons per transition metal atom that has an antiferromagnetic insulating ground state and stays insulating above the magnetic ordering temperature. Third, the reduction in the moments near the ordering temperature may lead to unusual lattice behavior, such as an invar effect or even a contraction as the ordering temperature is approached from below.

#### ACKNOWLEDGMENTS

This work was supported by the Department of Energy, Basic Energy Sciences, Materials Sciences and Engineering Division.

---

[1] C. I. Hiley, M. R. Lees, J. M. Fisher, D. Thompsett, S. Agrestini, R. I. Smith, and R. I. Walton, *Angew.*

*Chem. Int. Ed.* **53**, 4423 (2014).

- [2] E. E. Rodriguez, F. Poineau, A. Llobet, B. J. Kennedy, M. Avdeev, G. J. Thorogood, M. L. Carter, R. Seshadri, D. J. Singh, and A. K. Cheetham, *Phys. Rev. Lett.* **106**, 067201 (2011).
- [3] M. Avdeev, G. J. Thorogood, M. L. Carter, B. J. Kennedy, J. Ting, D. J. Singh, and K. S. Wallwork, *J. Am. Chem. Soc.* **133**, 1654 (2011).
- [4] Y. G. Shi, Y. F. Guo, S. Yu, M. Arai, A. A. Belik, A. Sato, K. Yamaura, E. Takayama-Muromachi, H. F. Tian, H. X. Yang, J. Q. Li, T. Varga, J. F. Mitchell, and S. Okamoto, *Phys. Rev. B* **80**, 161104 (2009).
- [5] S. Calder, V. O. Garlea, D. F. McMorrow, M. D. Lumsden, M. B. Stone, J. C. Lang, J. W. Kim, J. A. Schlueter, Y. G. Shi, K. Yamaura, Y. S. Sun, Y. Tsujimoto, and A. D. Christianson, *Phys. Rev. Lett.* **108**, 257209 (2012).
- [6] D. J. Singh and L. Nordstrom, *Planewaves Pseudopotentials and the LAPW Method, 2nd Edition* (Springer, Berlin, 2006).
- [7] P. Blaha, K. Schwarz, G. Madsen, D. Kvasnicka, and J. Luitz, *WIEN2k, An Augmented Plane Wave + Local Orbitals Program for Calculating Crystal Properties* (K. Schwarz, Tech. Univ. Wien, Austria, 2001).
- [8] D. Singh, *Phys. Rev. B* **43**, 6388 (1991).
- [9] J. P. Perdew, K. Burke, and M. Ernzerhof, *Phys. Rev. Lett.* **77**, 3865 (1996).
- [10] I. I. Mazin and D. J. Singh, *Phys. Rev. B* **56**, 2556 (1997).
- [11] D. J. Singh, *J. Appl. Phys.* **79**, 4818 (1996).
- [12] J. M. Kosterlitz and D. J. Thouless, *J. Phys. C* **6**, 1181 (1973).
- [13] A. E. Taylor, R. Morrow, D. J. Singh, S. Calder, M. D. Lumsden, P. M. Woodward, and A. D. Christianson, *Phys. Rev. B* **91**, 100406 (2015).
- [14] A. J. Jacobson, B. C. Tofield, and B. E. F. Fender, *J. Phys. C* **6**, 1615 (1973).
- [15] B. Tofield, *J. Phys. Colloq.* **37C6**, 539 (1976).
- [16] J. M. Longo, P. M. Raccah, and J. B. Goodenough, *J. Appl. Phys.* **39**, 1327 (1968).
- [17] R. J. Bouchard and J. L. Gillson, *Mater. Res. Bull.* **7**, 873 (1972).
- [18] P. W. Anderson, *Phys. Rev.* **79**, 350 (1950).
- [19] J. B. Goodenough, *Magnetism and the Chemical Bond* (Wiley, New York, 1963).
- [20] P. Rhodes and E. P. Wohlfarth, *Proc. Roy. Soc. Lond. A* **273**, 247 (1963).
- [21] O. Gunnarsson, *J. Phys. F* **6**, 587 (1976).
- [22] J. Mravlje, M. Aichhorn, and A. Georges, *Phys. Rev. Lett.* **108**, 197202 (2012).