

# ROTATING STELLAR MODELS CAN ACCOUNT FOR THE EXTENDED MAIN SEQUENCE TURNOFFS IN INTERMEDIATE AGE CLUSTERS

TIMOTHY D. BRANDT<sup>1, 3</sup> & CHELSEA X. HUANG<sup>2</sup>

*Draft version May 27, 2019*

## ABSTRACT

We show that the extended main sequence turnoffs seen in intermediate age Large Magellanic Cloud (LMC) clusters, often attributed to age spreads of several hundred Myr, may be easily accounted for by variable stellar rotation in a coeval population. We compute synthetic photometry for grids of rotating stellar evolution models and interpolate them to produce isochrones at a variety of rotation rates and orientations. An extended main sequence turnoff naturally appears in color-magnitude diagrams at ages just under 1 Gyr, peaks in extent between  $\sim 1$  and 1.5 Gyr, and gradually disappears at around 2 Gyr in age. We then fit our interpolated isochrones by eye to four LMC clusters with very extended main sequence turnoffs: NGC 1783, 1806, 1846, and 1987. In each case, stellar populations with a single age and metallicity can comfortably account for the observed extent of the turnoff region.

*Subject headings:*

## 1. INTRODUCTION

Exquisite photometry from the *Hubble Space Telescope* (*HST*) has recently revealed a surprise: many  $\sim 1$ –2 Gyr-old star clusters in the Large Magellanic Cloud (LMC) show extended or multiple main sequence turnoffs (MSTOs). First seen in NGC 1846 (Mackey & Broby Nielsen 2007), and then also in NGC 1783 and 1806 (Mackey et al. 2008; Goudfrooij et al. 2009), these extended turnoff regions now seem to be a typical feature of intermediate-aged LMC clusters (e.g. Milone et al. 2009). They cannot be explained away by photometric uncertainties or unresolved binaries, but can be reproduced by a spread of several hundred Myr in age (Goudfrooij et al. 2011).

Large age dispersions are not expected in open clusters. They have generally not been seen in younger massive LMC clusters (Bastian & Silva-Villa 2013; Niederhofer et al. 2015), though Correnti et al. (2015) found NGC 1856 to be consistent with an 80 Myr age spread at  $\sim 300$  Myr. Open clusters have long been modeled with coeval stellar populations of a single composition. Elmegreen & Efremov (1997) showed that star formation in a typical  $\sim 10^5 M_\odot$  cluster can finish in  $\lesssim 10^7$  years, more than an order of magnitude smaller than the age spreads needed to explain the MSTOs in the LMC. This picture of rapid star formation is confirmed by the hierarchical distribution of cluster ages seen in the LMC (Efremov & Elmegreen 1998). Short bursts of star formation avoid the need to keep the cloud bound through the supernovae and copious ultraviolet radiation produced by the first generation of stars. The existence of large age dispersions has also been challenged based on the narrowness of the subgiant branch and red clump (Li et al. 2014; Bastian & Niederhofer 2015), though this conclusion is disputed (Goudfrooij et al. 2015).

Stronger evidence for multiple stellar populations has

emerged for a few massive globular clusters. The cluster  $\omega$  Cen has two well-separated tracks in the color-magnitude diagram (Bedin et al. 2004), which can be interpreted as a very large helium enhancement in the smaller population (Piotto et al. 2005). M2 also has several clearly separated tracks in a color-magnitude diagram (Milone et al. 2015), each characterized by a different chemical abundance pattern (Yong et al. 2014). Similar results have been found for a handful of other Galactic globular clusters (e.g. Marino et al. 2008, 2009).

Many authors have explored rotation as an alternative explanation for the extended MSTO in open clusters. Rotation has long been known to affect the MSTO due both to an increase in main sequence lifetime (Meynet & Maeder 2000; Ekström et al. 2012) and to viewing angle differences (von Zeipel 1924). Extreme rotators appear to be ubiquitous among early-type stars in the Solar neighborhood. Vega ( $\alpha$  Lyrae) is observed to rotate at  $\sim 90\%$  of breakup (Aufdenberg et al. 2006; Peterson et al. 2006); Altair,  $\alpha$  Oph (Rasalhague), and  $\alpha$  Cep (Alderamin), three of the brightest, closest A-type stars in the sky, are all similarly rapid rotators (Monnier et al. 2007; Zhao et al. 2009). These stars are significantly deformed, with oblatenesses of  $\sim 0.8$ – $0.85$  and large pole-equator differences in temperature.

The effect of orientation on the MSTO in intermediate-age LMC clusters was first explored by Bastian & de Mink (2009), who found that it could explain at least some of the observed spread. The ability of rotation to explain the entire spread was directly challenged by Girardi et al. (2011). Girardi et al. (2011) and Yang et al. (2013) have both attempted to model LMC clusters with coeval populations of rotating stars. Girardi et al. (2011) found that two rotation rates could not explain the observed turnoffs, while Yang et al. (2013) also found rotation to provide only a partial solution to the extended MSTO. Goudfrooij et al. (2014) argued in favor of age rather than rotation on dynamical grounds, based on a correlation between turnoff width and cluster mass.

More recently, Brandt & Huang (2015b) noted that

<sup>1</sup> School of Natural Sciences, Institute for Advanced Study, Princeton, NJ, USA.

<sup>2</sup> Department of Astrophysical Sciences, Princeton University, Princeton, NJ, USA.

<sup>3</sup> Carl Sagan Fellow

the nearby Hyades and Praesepe open clusters seem to be incompatible with a single nonrotating stellar population. Stars at the top of the main sequence turnoff appear, at more than 99.99% significance, to be younger than those at the base of the turnoff. By interpolating the new rotating stellar models of Georgy et al. (2013a) as described in Brandt & Huang (2015a), Brandt & Huang (2015b) were able to fit both clusters with a single stellar population at a range of initial rotation rates and orientations. We use similar techniques in this paper to investigate the effect of rotation on the MSTO in much richer LMC clusters.

We organize the paper as follows. In Section 2, we review our method of interpolating the rotating stellar models and performing synthetic photometry. This procedure is described in much more detail in Brandt & Huang (2015a), hereafter BH15. Section 3 compares our approach to previous attempts to explain the effect of rotation on the MSTO. We describe our results in Section 4 and discuss their implications on the width of the subgiant branch and red clump, and on Galactic clusters, in Section 5. We conclude with Section 6, where we also suggest several areas for future research.

## 2. METHODOLOGY

Our methodology is described in detail in BH15. Briefly, we interpolate rotating stellar models and perform synthetic photometry with a full gravity darkening calculation to obtain isochrones and color-magnitude diagrams. We review the procedure here and refer the reader to BH15 for a more thorough discussion.

We take the rotating stellar models of Georgy et al. (2013a) as our basic inputs. We compute synthetic photometry using the gravity darkening model of Espinosa Lara & Rieutord (2011). We integrate the specific intensities of the model atmospheres of Castelli & Kurucz (2004), convolved with *HST* filter transmission curves (Sirianni et al. 2005), over the projected stellar surface. We then interpolate the rotating models in mass and metallicity using the fine nonrotating grid of Girardi et al. (2002). We compute a rotational correction factor for each color and for each rotating model, and interpolate these factors linearly in magnitude (as power laws in flux) between the rotating models. We then apply the interpolated rotational correction factors to nonrotating models at the same points in their evolution and scale the main sequence lifetimes to match those of the rotating models. This procedure preserves the exact rotating models at the masses, metallicity, and rotation rates where they exist, and simply interpolates between them.

The Georgy et al. (2013a) rotating models are only available from 1.7 to 15  $M_{\odot}$ ; they resolve neither the transition from a convective to a radiative core, nor the transition from a radiative to convective envelope. Both transitions happen below 1.7  $M_{\odot}$  and have a large impact on stellar rotation. A convective core is uniform in composition, so that mixing at the outer core boundary efficiently supplies additional nuclear fuel to the central region where it is burned. Stars with convective envelopes shed angular momentum in a magnetized wind and spin down rapidly. Without the models to resolve this region of parameter space, we simply extrapolate the rotational

correction to nonrotating models down to 1.45  $M_{\odot}$ . Our results at  $\sim 2$  Gyr ages, where the turnoff stars are  $\sim 1.5 M_{\odot}$ , should therefore be viewed with caution.

BH15 constrained the age and composition of coeval star clusters by computing and multiplying the posterior probability distributions of individual stars. This method neglects binaries, which could be observationally excluded from nearby clusters. The clusters we study here are much too distant to resolve binaries either interferometrically or spectroscopically. We do not attempt to generalize the method of BH15 to statistically account for unresolved binaries, deferring that to a future paper.

## 3. COMPARISON TO PREVIOUS STUDIES

Several papers have previously attempted to explain the extended MSTOs seen in LMC clusters by a distribution of rotation rates and orientations. Bastian & de Mink (2009) were the first to suggest that the rapid rotation of massive stars could modify the morphology of isochrones and lead to an extended MSTO. However, Bastian & de Mink only considered orientation effects, ignoring the substantial increase in main sequence lifetime that rotation can provide, and their results were directly challenged by Girardi et al. (2011).

Girardi et al. (2011) performed stellar evolution calculations with two rotation rates, 0 and 150  $\text{km s}^{-1}$ , and without core convective overshoot. They also computed nonrotating models with a core overshooting parameter of 0.25. They found that the combination of rotating and nonrotating tracks could not reproduce the extended MSTO of the LMC cluster NGC 1846. Only a very wide distribution of ages combined with core overshooting provided a satisfactory fit. The results of Girardi et al. (2011) contradict some of the approximations made by Bastian & de Mink (2009), who did not run full stellar evolution calculations.

More recently, Yang et al. (2013) investigated the effects of rotation on the MSTO using their own stellar evolution tracks computed from the Yale Rotation Evolution Code (Pinsonneault et al. 1989). They found that stellar rotation could lead to extended MSTOs in clusters with ages between 0.8 and 2.2 Gyr, but could not account for the full width of the MSTO in NGC 1806. Li et al. (2015a,b) attempted to reproduce the color-magnitude diagram of several clusters with a range of ages, binary fractions, and rotation rates; their best-fit models retained large spreads in age. Li et al. (2014) generated two evolutionary tracks from Georgy et al. (2013a) to explore the effect of rotation on post-main-sequence stars. They concluded that the effect of rotation on the morphology and luminosities of the subgiant branch should be negligible due to the expansion of the stellar envelope.

In this work, we use the stellar evolution models of Georgy et al. (2013a), taking the extended main sequence lifetimes and orientation effects fully into account. Unlike the models used by Girardi et al. (2011), the Georgy et al. (2013a) tracks include modest core convective overshoot ( $\alpha = 0.1$ ) in both the rotating and nonrotating cases, and cover a range of initial rotation rates. We make no attempt to model the post-main-sequence portion of the color-magnitude diagram.

Our approach is similar to that taken by Yang et al. (2013), though we adopt different stellar evolution calculations (see Section 2.3 of Yang et al. (2013)).

Yang et al. (2013) also only considered initial rotation periods of 0.49 days except in the case of NGC 1806, for which they assumed a Gaussian distribution centered on  $\Omega_0/\Omega_{\text{crit}} = 0.3$  with a dispersion of 0.06. Li et al. (2015a,b), like us, used the Georgy et al. (2013a) models. However, they only applied a rotational correction to other stellar evolution models, and do not appear to have accounted for gravity darkening and orientation effects.

## 4. RESULTS

### 4.1. The Main Sequence Turnoff With Rotation

While rotation has long been known to prolong stellar evolution (Meynet & Maeder 2000), large sets of stellar evolution models have only recently become available (Ekström et al. 2012; Georgy et al. 2013a,b). These models allow us to quantify the spread of the MSTO due to rotationally enhanced main sequence lifetimes.

Figure 1 shows the results of Ekström et al. (2012), who computed tracks with initial rotation rates 0 and  $\sim 58\%$  of critical, in physical units of  $T_{\text{eff}}$  and  $\log L$  (left panel) and in synthetic *HST* photometry at  $\cos i = 0.1$  ( $i \approx 26^\circ$ , right panel). The main sequence turnoff has a pronounced extent in all populations younger than  $\sim 2$  Gyr. At older ages, the turnoff stars had outer convective zones while on the main sequence and shed their angular momentum while young.

The left panel of Figure 1 is not observable. Colors are nonlinear functions of effective temperature and of metallicity; a turnoff region that is extended in physical units can be much less extended in photometry. There is no reason for the extent of the main MSTO to remain roughly constant below  $\sim 1.6$  Gyr as it does in the left panel of Figure 1. Indeed, the right panel of Figure 1 shows a much less extended MSTO at ages  $\lesssim 500$  Myr.

Figure 2 shows the area of the MSTO on a color-magnitude diagram, with two choices of *HST* filter sets and with units of  $\text{mag}^2$  (magnitude times color), at  $Z_\odot$  and  $Z = 0.008$ . We define the turnoff area here as the area enclosed by a nonrotating isochrone and an isochrone rotating at  $\Omega_0/\Omega_{\text{crit}} = 0.6$  ( $\Omega_0/\Omega_{\text{crit}} = 0.58$  for  $Z = Z_\odot = 0.014$ ) viewed at  $\cos i = 0.9$  ( $i = 26^\circ$ ). An initial rotation rate 60% of critical appears to be relatively common for  $\sim 2 M_\odot$  stars in the Solar neighborhood (Zorec & Royer 2012). As noted in Section 1, Vega, Altair,  $\alpha$  Cep, and  $\alpha$  Oph all rotate much faster than this.

The curves in Figure 2 are shown for two *HST* filter combinations: *F435W* and *F814W* (solid blue line) and *F555W* and *F814W* (dot-dashed red line). The three filters *F435W*, *F555W*, and *F814W* correspond roughly to Johnson *B*, *V*, and *I*, respectively. The  $Z = 0.008$  curves at ages  $\gtrsim 1.5$  Gyr are extrapolated from  $1.7 M_\odot$  to  $1.45 M_\odot$  and are not to be trusted in detail. The  $Z_\odot$  points (stars) are from full isochrones extending to  $0.8 M_\odot$  (Ekström et al. 2012) and are valid at all ages.

The MSTO in the physical Hertzsprung-Russell diagram (left panel of Figure 1) is roughly constant in area on the log-log plot for ages  $\lesssim 1.6$  Gyr. In the observable units of Figure 2, the extent of the turnoff region has a clear peak between  $\sim 1$  and  $1.5$  Gyr, and is much less extended at both younger and older ages. There is no extended turnoff at young ages because  $B - I$  and  $V - I$  depend weakly on  $T_{\text{eff}}$  at high temperatures, and espe-

cially at low metallicities. The metallicity dependence means that the extended MSTO phenomenon should appear at a narrower range of ages in the LMC than in the more metal-rich Milky Way. At old ages, the turnoff stars shed their initial angular momentum early in their main sequence lives and become effectively nonrotating.

We caution that the decline shown in the turnoff area around 1.5–2 Gyr cannot be trusted in detail for the  $Z = 0.008$  isochrones. The  $Z_\odot$  models (open star symbols) clearly show this decline at  $\sim 2$  Gyr, but the low metallicity models only extend to  $1.7 M_\odot$ . We extrapolate them to  $1.45 M_\odot$  for our analysis, implicitly assuming that the effects of rotation change little from 1.7 to  $1.45 M_\odot$ . Depending on the details of the transition from a convective to a radiative core and from a radiative to convective envelope, the age at which the extended MSTO disappears could shift, and its disappearance could become more or less abrupt. The  $Z_\odot$  points, which are computed from full isochrones and are valid at all ages, show an even more dramatic falloff in MSTO area around 1.5–2 Gyr than the extrapolated  $Z = 0.008$  models.

### 4.2. Application to LMC Clusters

We now attempt to reproduce observed intermediate age LMC clusters with very extended main sequence turnoffs, the best evidence for extended star formation in open clusters, with coeval stellar populations. We simply interpolate the rotating isochrones of Georgy et al. (2013b) as described in Section 2 and perform our own synthetic photometry. We adopt the rich clusters NGC 1783, NGC 1806, and NGC 1846 as our main comparison sample. These were three of the first intermediate-aged clusters to show multiple MSTOs (Mackey & Broby Nielsen 2007; Mackey et al. 2008), and show some of the most dramatically extended turnoffs. We also show the younger, bluer cluster NGC 1987, which was claimed by Milone et al. (2009) to have a higher metallicity, lower extinction, and larger fractional age spread than other LMC clusters.

Figure 3 overlays our interpolated isochrones on the decontaminated *HST* color-magnitude diagrams of NGC 1783, 1806, 1846, and 1987 as reduced and cleaned by Milone et al. (2009). All isochrones have been shifted by hand using a reddening and distance modulus to bring them into rough agreement with the cluster observations. We have made no attempt at a detailed parameter search. The line colors represent initial rotation rates from zero to 90% of critical, while the line types show viewing angles from  $\cos i = 0.1$ – $0.9$  ( $i \approx 26^\circ$ – $84^\circ$ ). The three viewing angles are indistinguishable in the color-magnitude diagram for rotation rates  $\Omega_0 \lesssim 0.3\Omega_{\text{crit}}$ .

We emphasize that an initial rotation rate  $\Omega_0/\Omega_{\text{crit}} \approx 0.9$  does not appear to be exceptional among early-type stars near the Sun. Vega, Altair,  $\alpha$  Cep, and  $\alpha$  Oph all rotate at about 90% of breakup, with inclinations  $\cos i \approx 0.01$ , 0.5, 0.5, and 0.9, respectively (Aufdenberg et al. 2006; Monnier et al. 2007; Zhao et al. 2009). We have indicated the representative isochrones corresponding to these stars' values of  $\Omega$  and  $i$  on Figure 3.

Table 1 summarizes our adopted cluster parameters. All isochrones assume  $Z = 0.008$ , reddening of  $F435W - F814W = 0.09$  to  $0.18$ , and distance moduli of  $18.60$  to  $18.65$  mag assuming Fitzpatrick (1999) dust with  $R_V =$

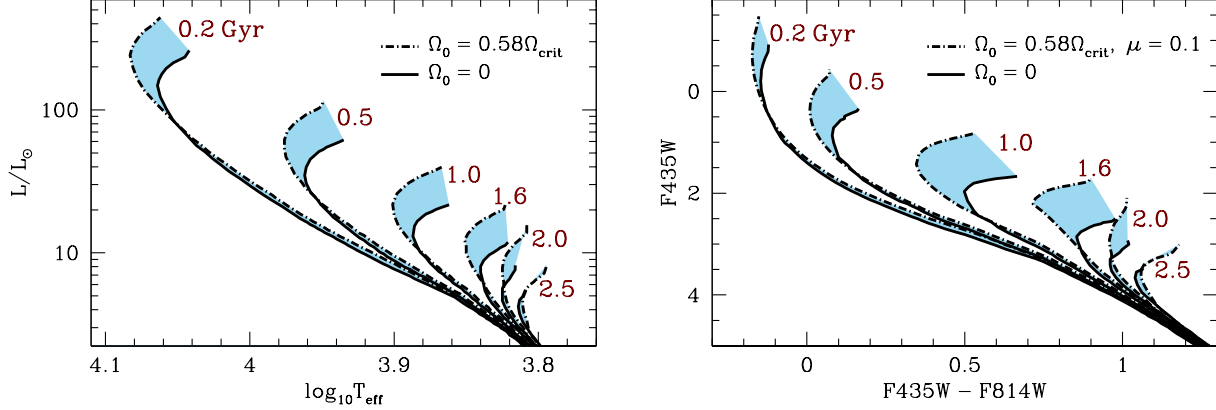


FIG. 1.— The area bracketed by nonrotating and  $\Omega_0/\Omega_{\text{crit}} = 0.58$  isochrones at  $Z_{\odot}$  (Ekström et al. 2012), in units of  $\log L$  and  $T_{\text{eff}}$  (left panel) and in the *HST* filters  $F435W$  and  $F814W$  (roughly Johnson  $B$  and  $I$ ) at  $\mu = \cos i = 0.1$  (right panel). The shaded area in physical units is relatively constant with age until it disappears around 2 Gyr. At this age, the turnoff stars have spent their main-sequence lives with convective outer envelopes, and those with rapid initial rotation have spun down. The area in photometric units is not constant with age due to the nonlinear relationship between color and  $T_{\text{eff}}$ . The relation between color and  $T_{\text{eff}}$  also depends strongly on metallicity.

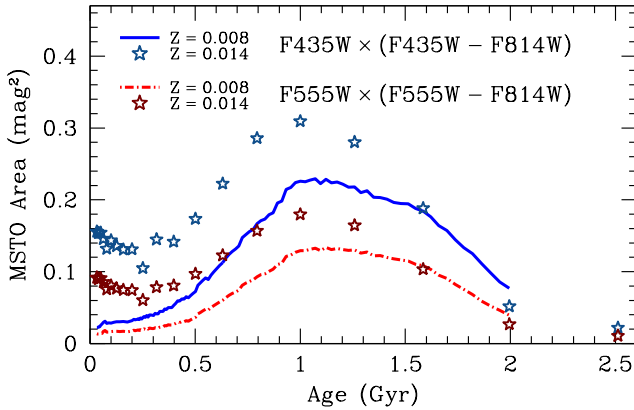


FIG. 2.— Area bracketed by the nonrotating and  $\Omega_0/\Omega_{\text{crit}} = 0.6$ ,  $\cos i = 0.9$  isochrones ( $\Omega_0/\Omega_{\text{crit}} = 0.58$  for  $Z = Z_{\odot} = 0.014$ ), which we adopt as the extent of the MSTO. In both of the *HST* filter combinations shown, and particularly at low metallicity, the extent of the turnoff is very small below  $\sim 500$  Myr and peaks between 1 and 1.5 Gyr. The details of the disappearance of the extended MSTO in the  $Z = 0.008$  isochrones at  $\sim 1.5$ –2 Gyr should be viewed with caution. The  $Z_{\odot}$  isochrones (open star symbols, from Ekström et al. 2012) resolve the transition from convective cores and radiative envelopes to radiative cores and convective envelopes, but the low-metallicity isochrones (solid and dot-dashed lines) do not.

3. This is larger by  $\sim 0.1$ – $0.15$  mag than the best LMC distance (Pietrzyński et al. 2013), a discrepancy of  $\sim 5$ – $7\%$  in linear distance. Such a disagreement could be from, e.g., systematic errors in our synthetic photometry, an incorrect assumed metallicity, or incorrect assumed dust properties.

Isochrones with a variety of rotation rates and viewing angles, but with a single age and composition, can easily reproduce the observed extent of the MSTO. These results stand in stark contrast to those of Girardi et al. (2011), who concluded that rotation could not explain the turnoff of NGC 1846. With a modest core overshoot parameter of 0.1 in all models (Ekström et al. 2012; Georgy et al. 2013b), rapidly rotating stars spend  $\sim 25\%$  longer on the main sequence than nonrotating stars. This accounts for most of the turnoff width and

TABLE 1  
ADOPTED PARAMETERS FOR FOUR LMC CLUSTERS

NGC	$(m - M)_0$	$E(B - I)^*$	$Z$	Age (Gyr)
1783	18.65	0.09	0.008	1.55
1806	18.65	0.10	0.008	1.55
1846	18.65	0.12	0.008	1.55
1987	18.60	0.18	0.008	1.00

\* More precisely,  $E(F435W - F814W)$

mimics a spread of  $\sim 25\%$  in age (up to  $\sim 400$  Myr at the age of these clusters). Orientation effects further increase the observed width of the turnoff region. We note that a *fractional* age spread of  $\sim 20$ – $30\%$  is roughly consistent with the claims for LMC clusters (80 Myr at an age of 300 Myr, and several hundred Myr at 1–1.5 Gyr Milone et al. 2009; Rubele et al. 2011, 2013; Correnti et al. 2015).

## 5. DISCUSSION

A major objection to age spreads in LMC clusters is the narrow distribution of stars along the post-main-sequence tracks (Li et al. 2014; Bastian & Niederhofer 2015), though this result is disputed (Goudfrooij et al. 2015). Rotating stellar models extend the MSTO region in two ways: by increasing the main sequence lifetime by a rotation-dependent factor, and by adding variation in color and apparent luminosity with viewing angle. The former effect introduces a range of turnoff masses at fixed age, and thus a range of stellar masses on the subgiant branch and in the red clump. Such a range of masses is exactly what would result from a spread in ages rather than rotation rates.

Figure 3 shows that much of the extended MSTO phenomenon in our scenario arises because of the increase in lifetime with rotation (the line colors indicate different initial rotation rates). Accounting for a broad MSTO with a spread in rotation rather than age can only reduce the spread in turnoff masses by a modest factor, corresponding roughly to the fraction of the spread attributable to orientation. The difference in turnoff mass between a nonrotating and a very rapidly rotating isochrone is nearly 10%, similar to the mass range



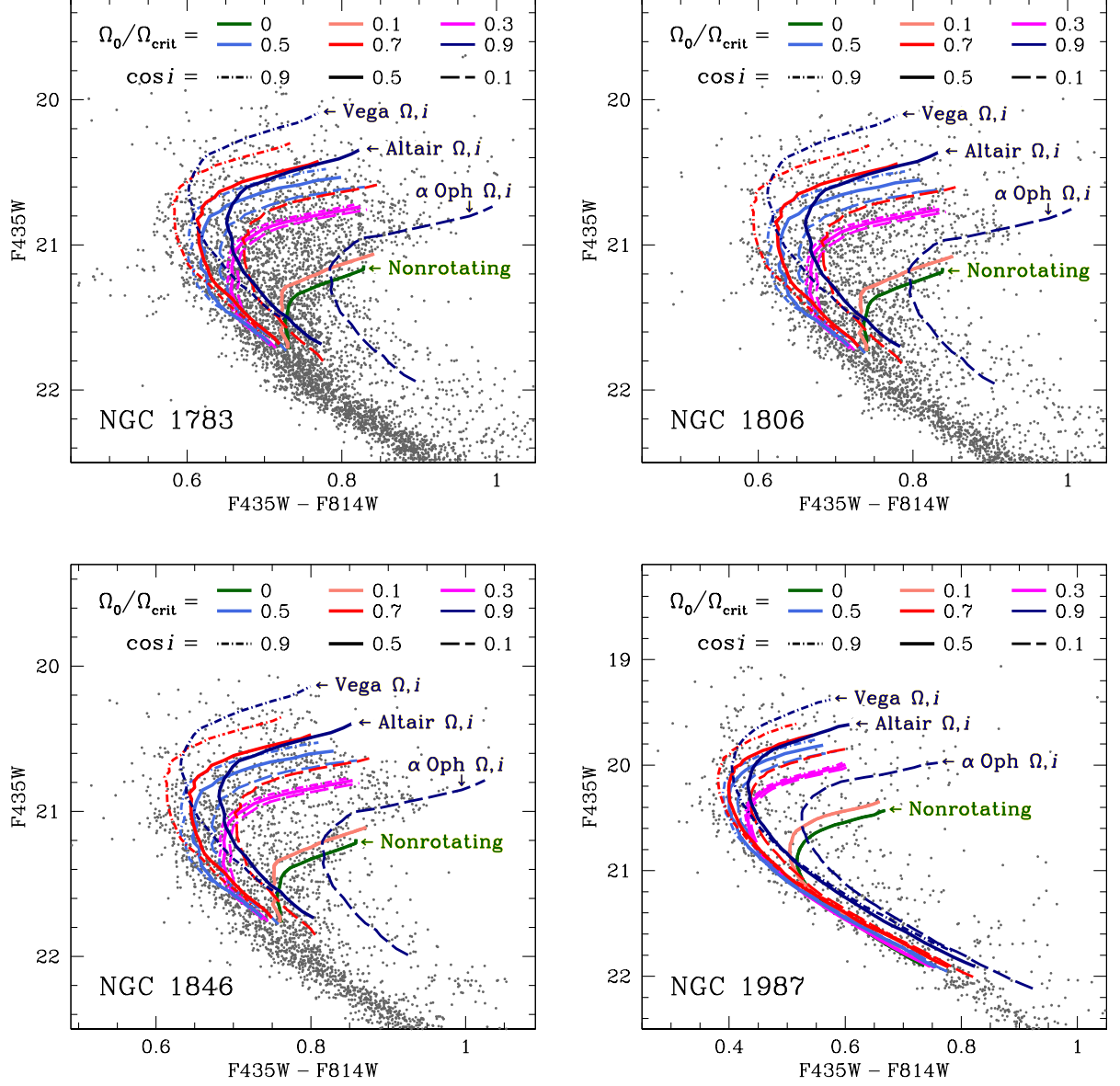


FIG. 3.— Color-magnitude diagrams of four intermediate-age LMC clusters with strikingly extended MSTOs: NGC 1783 (top left), 1806 (top right), 1846 (bottom left), and NGC 1987 (bottom right). The various curves are all coeval  $Z = 0.008$  isochrones at different initial rotation rates (colors) and viewing angles (line types). Table 1 lists the assumed cluster ages, reddenings, and distances. We have indicated bright, nearby A stars with  $\Omega$  and  $i$  corresponding to the most rapidly rotating,  $\Omega_0/\Omega_{\text{crit}} = 0.9$  isochrones; all three are among the 60 brightest stars in the sky, and the 12 brightest A stars. A range of stellar rotation rates and viewing angles can comfortably account for an extended MSTO at a single age and metallicity.

produced by a 25% age spread.

Another puzzle is the apparent lack of extended MSTOs in rich,  $\sim 1.5$  Gyr-old Galactic open clusters. NGC 7789 has a slightly super-Solar metallicity (Overbeek et al. 2015) and an estimated age of 1.4–1.6 Gyr (Kalirai et al. 2008; Gim et al. 1998), but does not have an obviously extended MSTO. Trumpler 20, like NGC 7789, has a slightly super-Solar metallicity (Carraro et al. 2010) and an age  $\sim 1.4$ –1.7 Gyr (Carraro et al. 2014). Trumpler 20 does show hints of an extended MSTO corresponding to a  $\sim 300$  Myr spread in age (Carraro et al. 2014), though much of this may be due to differential reddening (Platais et al. 2012).

The lack of extended MSTOs in Galactic clusters could simply be due to the fact that the turnoff width is sharply declining at ages of 1.5–1.8 Gyr at  $Z_\odot$  (Figure 2). NGC 7789 and Trumpler 20 have super-Solar metallicities, and could plausibly show a decline in turnoff width at younger ages (equivalently, at lower turnoff masses). The rotating models we use also suggest that these clusters are slightly older than has been reported in the literature; the expected MSTOs would then be correspondingly narrower.

One way to simultaneously account for a narrow subgiant branch and for different turnoff behaviors in the Galaxy and the LMC is with systematically faster ro-

tation at low metallicity. The opacity in stars and in molecular clouds is dominated by heavy elements. This opacity, in turn, sets the temperature gradient at which convection begins. Changing the heavy element abundance by a factor of three, roughly the difference between young Galactic open clusters and the LMC, could plausibly have a strong effect on the dissipation of angular momentum. A bias toward rapid rotation at low  $Z$  would increase the relative importance of orientation in accounting for the turnoff width. It would thus allow for a narrower distribution of turnoff masses, while also narrowing the MSTO in higher-metallicity populations.

## 6. CONCLUSIONS AND FUTURE WORK

Our results show that variable stellar rotation and orientation at fixed age and composition can easily account for extended MSTOs, even in those LMC clusters with the most dramatically extended turnoffs. Stellar rotation naturally explains the appearance of a broad MSTO at ages just younger than 1 Gyr and its disappearance at ages of  $\sim 2$  Gyr. Brandt & Huang (2015b) showed that rotation can also remove a spread in color-magnitude ages in the much closer and less massive Hyades and Praesepe clusters. Taken together, these results strongly support the formation of open clusters in short bursts of star formation, forming essentially coeval stellar populations of uniform composition. We suggest several areas of further study to validate and refine this picture.

In principle, with a sufficiently fine grid of stellar models and a careful accounting of stellar binaries, we can invert the observed distribution of stars in the color-magnitude diagram to obtain the distribution of initial rotation rates. We have made no attempt to do so in this paper. Such an inversion would require marginalizing over parameters including reddening, distance, binarity, metallicity, age, and rotation, a highly complex process with strong covariances between the parameters. The  $\sim 0.1$ – $0.15$  mag difference between the best LMC distance and the distance moduli used in Figure 3, though modest, suggests that we would need to treat any result

with caution.

Another promising avenue for future work is a detailed study of the disappearance of the extended MSTO phenomenon at ages  $\sim 2$  Gyr. We are unable to resolve this transition in the low-metallicity case because the Georgy et al. (2013a) rotating stellar models only extend to  $1.7 M_{\odot}$ . We extrapolate them down to  $1.45 M_{\odot}$ , but in order to resolve the change in MSTO morphology, we would need models at many rotation rates extending at least to masses of  $\sim 1.3 M_{\odot}$ . Two important transitions, from a convective to radiative core and from a radiative to convective envelope, occur below  $1.7 M_{\odot}$ . Both transitions change the effect of rotation on stellar evolution. Our extrapolation, even down to  $1.45 M_{\odot}$ , makes it difficult to have much confidence in the form of the decline in the turnoff area around 2 Gyr in Figure 2. The full isochrones at  $Z_{\odot}$  and at two rotation rates, the open stars in Figure 2, show that the disappearance of an extended MSTO at  $\sim 2$  Gyr may be even more abrupt than our  $Z = 0.008$  extrapolation indicates.

Finally, we suggest that the resolution of the disagreement between the range of ages suggested by the extended MSTOs and by the observed spread in the sub-giant branch will require a detailed study. A range of rotation rates at constant age and composition will produce a spread in masses at a fixed point in the turnoff region, just like a spread in ages. The mass ranges in these two scenarios are likely to be comparable and as large as  $\sim 10\%$ . The extent to which rotation can reduce the spread in turnoff masses depends on the detailed behavior of the stellar models with rotation and on the distribution of initial rotation rates. Both deserve a much more detailed analysis than that presented here.

This work was performed in part under contract with the Jet Propulsion Laboratory (JPL) funded by NASA through the Sagan Fellowship Program executed by the NASA Exoplanet Science Institute.

## REFERENCES

- Aufdenberg, J. P., Mérand, A., Coudé du Foresto, V., et al. 2006, *ApJ*, 645, 664
- Bastian, N., & de Mink, S. E. 2009, *MNRAS*, 398, L11
- Bastian, N., & Niederhofer, F. 2015, *ArXiv e-prints*, 1501.03835
- Bastian, N., & Silva-Villa, E. 2013, *MNRAS*, 431, L122
- Bedin, L. R., Piotto, G., Anderson, J., et al. 2004, *ApJ*, 605, L125
- Brandt, T. D., & Huang, C. X. 2015a, *ArXiv e-prints*, 1501.04404
- Brandt, T. D., & Huang, C. X. 2015b, *ArXiv e-prints*, 1504.00004
- Carraro, G., Costa, E., & Ahumada, J. A. 2010, *AJ*, 140, 954
- Carraro, G., Villanova, S., Monaco, L., et al. 2014, *A&A*, 562, A39
- Castelli, F., & Kurucz, R. L. 2004, *ArXiv Astrophysics e-prints*, astro-ph/0405087
- Correnti, M., Goudfrooij, P., Puzia, T. H., & de Mink, S. E. 2015, *ArXiv e-prints*, 1504.03299
- Efremov, Y. N., & Elmegreen, B. G. 1998, *MNRAS*, 299, 588
- Ekström, S., Georgy, C., Eggenberger, P., et al. 2012, *A&A*, 537, A146
- Elmegreen, B. G., & Efremov, Y. N. 1997, *ApJ*, 480, 235
- Espinosa Lara, F., & Rieutord, M. 2011, *A&A*, 533, A43
- Fitzpatrick, E. L. 1999, *PASP*, 111, 63
- Georgy, C., Ekström, S., Granada, A., et al. 2013a, *A&A*, 558, A103
- Georgy, C., Ekström, S., Granada, A., et al. 2013b, *A&A*, 553, A24
- Gim, M., Vandenberg, D. A., Stetson, P. B., Hesser, J. E., & Zurek, D. R. 1998, *PASP*, 110, 1318
- Girardi, L., Bertelli, G., Bressan, A., et al. 2002, *A&A*, 391, 195
- Girardi, L., Eggenberger, P., & Miglio, A. 2011, *MNRAS*, 412, L103
- Goudfrooij, P., Girardi, L., Kozhurina-Platais, V., et al. 2014, *ApJ*, 797, 35
- Goudfrooij, P., Girardi, L., Rosenfield, P., et al. 2015, *ArXiv e-prints*, 1503.07862
- Goudfrooij, P., Puzia, T. H., Kozhurina-Platais, V., & Chandar, R. 2009, *AJ*, 137, 4988
- Goudfrooij, P., Puzia, T. H., Kozhurina-Platais, V., & Chandar, R. 2011, *ApJ*, 737, 3
- Kalirai, J. S., Hansen, B. M. S., Kelson, D. D., et al. 2008, *ApJ*, 676, 594
- Li, C., de Grijs, R., & Deng, L. 2014, *Nature*, 516, 367
- Li, Z., Mao, C., & Chen, L. 2015, *ApJ*, 802, 44
- Li, Z., Mao, C., & Zhang, L. 2015, *ArXiv e-prints*, 1504.02571
- Mackey, A. D., & Broby Nielsen, P. 2007, *MNRAS*, 379, 151
- Mackey, A. D., Broby Nielsen, P., Ferguson, A. M. N., & Richardson, J. C. 2008, *ApJ*, 681, L17
- Marino, A. F., Milone, A. P., Piotto, G., et al. 2009, *A&A*, 505, 1099
- Marino, A. F., Villanova, S., Piotto, G., et al. 2008, *A&A*, 490, 625
- Meynet, G., & Maeder, A. 2000, *A&A*, 361, 101
- Milone, A. P., Bedin, L. R., Piotto, G., & Anderson, J. 2009, *A&A*, 497, 755
- Milone, A. P., Marino, A. F., Piotto, G., et al. 2015, *MNRAS*, 447, 927
- Monnier, J. D., Zhao, M., Pedretti, E., et al. 2007, *Science*, 317, 342
- Niederhofer, F., Hilker, M., Bastian, N., & Silva-Villa, E. 2015, *A&A*, 575, A62

- Overbeek, J. C., Friel, E. D., Jacobson, H. R., et al. 2015, *AJ*, 149, 15
- Peterson, D. M., Hummel, C. A., Pauls, T. A., et al. 2006, *Nature*, 440, 896
- Pietrzyński, G., Graczyk, D., Gieren, W., et al. 2013, *Nature*, 495, 76
- Pinsonneault, M. H., Kawaler, S. D., Sofia, S., & Demarque, P. 1989, *ApJ*, 338, 424
- Piotto, G., Villanova, S., Bedin, L. R., et al. 2005, *ApJ*, 621, 777
- Platais, I., Melo, C., Quinn, S. N., et al. 2012, *ApJ*, 751, L8
- Rubele, S., Girardi, L., Kozhurina-Platais, V., Goudfrooij, P., & Kerber, L. 2011, *MNRAS*, 414, 2204
- Rubele, S., Girardi, L., Kozhurina-Platais, V., et al. 2013, *MNRAS*, 430, 2774
- Sirianni, M., Jee, M. J., Benítez, N., et al. 2005, *PASP*, 117, 1049
- von Zeipel, H. 1924, *MNRAS*, 84, 684
- Yang, W., Bi, S., Meng, X., & Liu, Z. 2013, *ApJ*, 776, 112
- Yong, D., Roederer, I. U., Grundahl, F., et al. 2014, *MNRAS*, 441, 3396
- Zhao, M., Monnier, J. D., Pedretti, E., et al. 2009, *ApJ*, 701, 209
- Zorec, J., & Royer, F. 2012, *A&A*, 537, A120