

Perfect quantum excitation energy transport via single edge perturbation in a complete network

Hassan Bassereh,¹ Vahid Salari,^{1,2} Farhad Shahbazi,¹ and Tapio Ala-Nissila³

¹*Department of Physics, Isfahan University of Technology, Isfahan 84156-83111, Iran*

²*Foundations of Physics Group, School of Physics, Institute for Research in Fundamental Sciences (IPM), Tehran 19395-5531, Iran*

³*Department of Applied Physics and COMP CoE, Aalto University School of Science, P.O. Box 11000, FI-00076 Aalto, Espoo, Finland*

(Dated: June 18, 2015)

We consider quantum excitation energy transport (EET) in a network of two-state nodes in the Markovian approximation by employing the Lindblad formulation. We find that EET from an initial site, where the excitation is inserted to the sink, is generally inefficient due to the inhibition of transport by Anderson localization of the excitation wave packet in a symmetric, fully-connected network. We demonstrate that the EET efficiency can be significantly increased up to $\approx 100\%$ by perturbing hopping transport between the initial node and the one connected directly to the sink, while the rate of energy transport is highest at a finite value of the hopping parameter. We also show that prohibiting hopping between the other nodes which are not directly linked to the sink does not improve the efficiency. We show that external dephasing noise in the network plays a constructive role for EET in the presence of localization in the network, while in the absence of localization it reduces the efficiency of EET.

PACS numbers: 03.65.Yz, 34.30.+h

I. INTRODUCTION

There are many systems in nature and society that can be modelled by classical complex networks and explained by statistical physics.^{1,2} Recently, the quantum world has opened up new perspectives in the field of complex networks.³⁻⁵ For example, energy, charge, or information transfer are important phenomena in physical and biological systems taking place at scales ranging from atoms to large macro-molecular structures, and the idea has been put forward that quantum mechanics might have a positive effect on the efficiency of energy or charge transport in such systems. Charge transport through DNA⁶ and energy transfer in photosynthetic structures⁷⁻¹⁰ are good examples in this context. In fact, the most important effect of quantum mechanics in biological systems to date has been seen in the Fenna-Matthews-Olson (FMO) complexes¹¹, observed by experimentally via ultrafast spectroscopy¹², where there is an ultrahigh efficient excitation energy transport (EET) in light-harvesting complexes.^{7,12-17} This can be modeled by quantum walks,¹⁸⁻²¹ or the Lindblad formalism.^{16,17} Simulated artificial complex networks based on biological systems have the potential to be used in future quantum informational and computational technologies such as secure information transfer between two particles in an entangled quantum-cryptography,²² teleportation in a quantum communication protocol,²³⁻²⁵ artificial photosynthesis systems (or solar cells) to save energy, and quantum neural networks^{26,27} for advanced technologies based on artificial intelligence.

The influence of edge deletion in networks for quantum state^{28,29} and energy transfer³⁰ has been studied; however, the influence of edge perturbation and deletion on Anderson localization in a network remains unexplored. In this paper we consider this problem in a fully connected network and show how the energy can be transferred in the network via deletion of a single edge. We analyze quantum energy transport in a simple model of a complete network of two-state nodes. In particular, we demonstrate how energy transfer in such a

network, which is inhibited by Anderson localization, can be enhanced by breaking the symmetry between the nodes. Our work is relevant from the point of view of building an artificial network for high efficient energy transfer to simulate systems such as FMO complexes in photosynthetic structures.

The paper is organized as follows. In Sec. II, we describe the model Hamiltonian of the network and introduce the method of calculating excitation energy transport, employing the Lindblad formulation. In Sec. I we investigate EET in a fully connected network and discuss the negative effect of Anderson localization in this case. In Sec. IV we study the influence of single edge deletions in the network on the efficiency of EET. We then investigate the influence of dephasing on EET in Sec. V, by considering edge-deletions. In Sec. VI we examine how the rate of energy transport can be optimized in the network. Finally, Sec. VII presents our summary and conclusions.

II. QUANTUM EXCITATION ENERGY TRANSPORT IN NETWORKS

Consider a graph G (i.e. a complex network) as a pair of sets $G = (\nu, \varepsilon)$, where ν is a set of *vertices* or *nodes* of the graph and ε is a set of *edges* or *links* V_{ij} ($V_{ij} \in \varepsilon$) connecting the vertices i and j ($i, j \in \nu$). An undirected graph is completely defined by its adjacency matrix A , defined as:

$$A_{ij} = \begin{cases} 0, & \text{for } V_{ij} \notin \varepsilon; \\ 1, & \text{for } V_{ij} \in \varepsilon. \end{cases} \quad (1)$$

A *complete* N -graph (i.e. a fully connected network) is a graph with $\binom{N}{2}$ edges where $V_{ij} = 1$ for the all pairs of nodes³¹.

Consider a network, consisting of N nodes, in which each node is a two-state object such as a molecule or a qubit, with a ground and an excited state. We assume that the nodes interact with each other through direct hopping. When hopping between two molecules is allowed, a link is drawn between

them. Whenever an excitation is inserted at one node, it can then be transferred throughout the network by hopping due to the interaction between the linked nodes. Here we consider quantum energy transport in a network that can be modelled by the following tight-binding Hamiltonian³²:

$$H = \sum_{n=1}^N \hbar\omega_n |n\rangle\langle n| + \sum_{n \neq m}^N J_{nm} (|m\rangle\langle n| + |n\rangle\langle m|), \quad (2)$$

where $|n\rangle$ is the n -th site in which the excitation exists, $\hbar\omega_n$ denotes the excitation energy at site n , and J_{nm} is the hopping integral between the two sites n and m . We set $J_{nm} = 1$ when the nodes n and m are connected and $J_{nm} = 0$ if they are disconnected, and we choose $\hbar = 1$ so that all the energies are in units of ω_n . Possible decay events of the exciton to the ground state are neglected here.

To study dissipationless quantum excitation energy transport (EET) in the network, we use the evolution of the master equation in the Markovian approximation as follows^{33,34}:

$$\dot{\rho} = -i[H, \rho] + L_{\text{sink}}\rho, \quad (3)$$

in which ρ is the density matrix. $L_{\text{sink}}\rho$ is the *sink* term that expresses the irreversible transfer of energy from a given node of the network into a sink, and it is defined as:

$$L_{\text{sink}}\rho = \Gamma[2\sigma_{\text{sink}}^+ \sigma_{\text{f}}^- \rho \sigma_{\text{f}}^+ \sigma_{\text{sink}}^- - \{\sigma_{\text{f}}^+ \sigma_{\text{sink}}^- \sigma_{\text{sink}}^+ \sigma_{\text{f}}^-, \rho\}], \quad (4)$$

where the curly brackets denote the anticommutator, and Γ is the absorption rate of the sink which is set to 0.5 in all of the calculations in this paper. The quantities σ_{f}^+ (σ_{f}^-) are the creation (annihilation) operators at the site connecting site to the sink, and σ_{sink}^+ (σ_{sink}^-) are the creation (annihilation) operators at the sink.

Once an excitation is initially injected to the initial i -th site, we have $\rho(0) = |i\rangle\langle i|$. In order to measure EET from the initial site to the sink, we integrate the master equation (3) and calculate the population of the sink $\langle \text{sink} | \rho(t) | \text{sink} \rangle$ at time t . The population of each node is $\langle n | \rho(t) | n \rangle$. Another quantity of interest is the *system efficiency* which is defined as the long term sink population:

$$\eta_{\infty} = \lim_{t \rightarrow \infty} \langle \text{sink} | \rho(t) | \text{sink} \rangle, \quad (5)$$

and determines the fraction of excitation energy transferred into the sink in the long time limit.

Our calculations are done using the python package QUTIP³⁵ for numerical integration of the Lindblad master equation (3), and all energies, time scales, and rates are expressed in the units of on-site exception energies ω_n , and since we assume that the network consists of the identical units, we set $\omega_n = 1$ for all n .

III. FULLY CONNECTED NETWORK

We first consider EET in a fully connected network. In Fig. 1(a) we show a fully connected six-site network (FCN).

The sink is connected to the node 6 and the dissipationless excitation is injected to the node 1. Figure 1(b) shows the time dependence of the population of the nodes and the sink, calculated using numerical integration of Eq. (3). It can be seen that the system efficiency (sink population) tends to ≈ 0.2 , while most of injected energy ($\approx 80\%$) remains inside the network, mostly on the first node ($\approx 64\%$ of energy remains in node 1 and $\approx 16\%$ is shared equally among the nodes 2, 3, 4 and 5). This result is a manifestation of the localization of single particle states within a fully connected network as already pointed out in Ref. 16. The reason for localization is the existence of constructive interference loops inside the network. To explicitly show this, we expand the initial state $|1\rangle$ in terms of the orthonormal eigenstates of the tight-binding Hamiltonian (2), resulting in:

$$\begin{aligned} |1\rangle = & -0.71 (-0.71, 0.71, 0, 0, 0, 0) \\ & -0.41 (-0.41, -0.41, 0.82, 0, 0, 0) \\ & -0.29 (-0.29, -0.29, -0.29, 0.87, 0, 0) \\ & -0.22 (-0.22, -0.22, -0.22, 0.22, 0.89, 0) \\ & -0.18 (-0.18, -0.18, -0.18, 0.18, -0.18, 0.91) \\ & +0.41 (0.41, 0.41, 0.41, 0.41, 0.41, 0.41). \end{aligned} \quad (6)$$

Eq. (6) clearly shows that in the four out of six terms in the expansion of the initial state, the sixth node (which connects the network to the sink) has no contribution, and hence most of the injected energy cannot reach this site and be transferred to the the sink. For visualization of the energy localization, the long time limit of the density matrix of the network is illustrated in Fig. 1(c), where the block diagonalization of the stationary density matrix is an indication of energy localization in the network.

To investigate the effect of symmetry on the energy localization, we calculate the system efficiency when the hopping integral between the nodes 1 and 6 varies, while the rest of hopping integrals J_{nm} ($m, n \neq 1, 6$) remain equal to unity. The result is displayed in Fig. 2 and it shows that the system efficiency (η_{∞}) is highly sensitive to the value of J_{16} . For $J_{16} = 1$, η_{∞} is minimized, but when the hopping integral between the two nodes 1 and 6 slightly deviates from the other ones, the system efficiency rapidly rises to unity. This result shows that the state localization inside a fully connected network is highly sensitive to the symmetry of the Hamiltonian and any asymmetry due to J_{16} destroys the constructive interference loops and hence Anderson localization in the network. The important conclusion here is that such a symmerry breaking dramatically increases the efficiency of EET. Figure 2 also shows that introducing asymmetry into the other links slightly increases the system efficiency, but does not promote the system to become a perfect transmitter.

IV. THE INFLUENCE OF EDGE DELETION ON SYSTEM EFFICIENCY

In the previous section we demonstrated that even a small asymmetry in the hopping rates is able to destroy the state localization in a fully connected network, and hence it increases

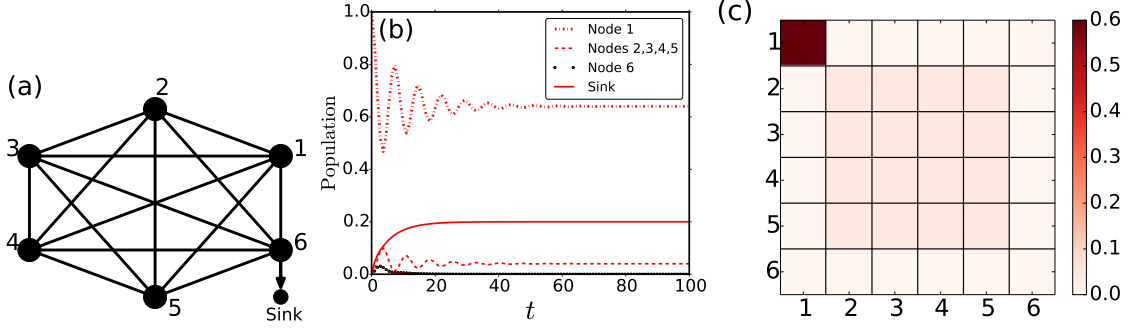


FIG. 1. (a) Schematic model of a fully connected six-node network (FCN), where site 6 is connected irreversibly to the sink. (b) Population at nodes 1, 2, 3, 4, 5 and 6 in the network for $\Gamma = 0.5$. Note that the variation of the populations for the nodes 2, 3, 4, 5 is exactly the same. (c) Density plot of the stationary density matrix $\rho(\infty)$ of the network.

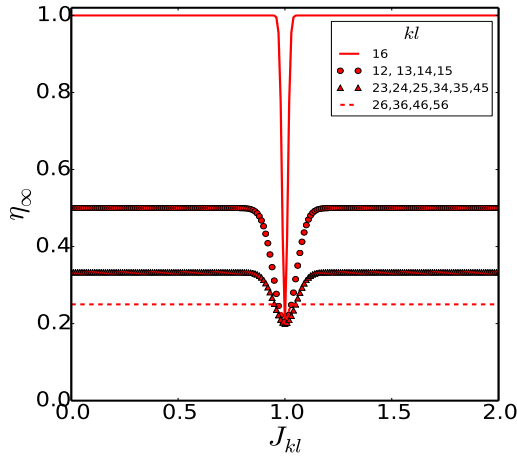


FIG. 2. System efficiency as a function of the value of the hopping integral between the different nodes l and k (J_{lk}). It can be seen that the hopping rate J_{16} connecting the insertion point and the sink has the strongest influence on the efficiency.

the energy transfer to the sink. Next we proceed to investigate the influence of a defect on energy transport. To this end, we consider cutting one link between any two nodes. Deletion of an edge between the nodes means blocking the hopping of the excitation between them. Figure 3 illustrates the density matrices of the networks with deletion of the links between the nodes 1, 2 (Fig. 3(a)), 2, 3 (Fig. 3(b)) and 1, 6 (Fig. 3(c)). It can be seen from this figure that only in the case of deletion of the link between the nodes 1 and 6, the localization vanishes and the injected energy gets completely transferred into the sink. Preventing hopping between the nodes 1, 2 and 2, 3 results in block diagonalization of the steady density matrix and hence localization inside the network is preserved. This can be verified by expansion of the initial state in terms of the eigenstates of the Hamiltonian 2, which results in the following expression:

$$|1\rangle = -0.707(-0.71, 0.71, 0, 0, 0, 0) \\ + 0.365(0.36, 0.36, 0.43, 0.43, 0.43, 0.43) \\ - 0.606(-0.61, -0.61, 0.26, 0.26, 0.26, 0.26), \quad (7)$$

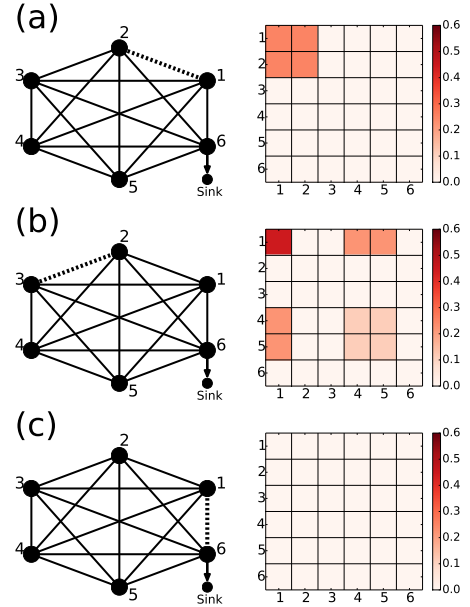


FIG. 3. (Color online) Density plots of the elements of the steady state density matrix, $\rho(\infty)$, in the case of deletion of edges between the nodes (a) 1, 2; (b) 2, 3 and (c) 1, 6. The dotted lines in the left panels denote the edges deleted. As can be seen in case (c), Anderson localization is absent in the network and therefore the EET efficiency to the sink becomes unity.

when the link between nodes 1 and 2 is deleted, and

$$|1\rangle = -0.707(-0.71, 0, 0, 0.71, 0, 0) \\ - 0.408(-0.41, 0, 0, -0.41, 0.82, 0) \\ - 0.289(-0.29, 0, 0, -0.29, -0.29, 0.87) \\ + 0.428(0.43, 0.36, 0.36, 0.43, 0.43, 0.43) \\ + 0.258(0.26, -0.61, -0.61, 0.26, 0.26, 0.26) \quad (8)$$

when the the link between nodes 2 and 3 is deleted. Finally,

$$|1\rangle = -0.707(-0.71, 0, 0, 0, 0, 0.71) \\ + 0.365(0.36, 0.43, 0.43, 0.43, 0.43, 0.36) \\ - 0.606(-0.61, 0.26, 0.26, 0.26, 0.26, -0.61) \quad (9)$$

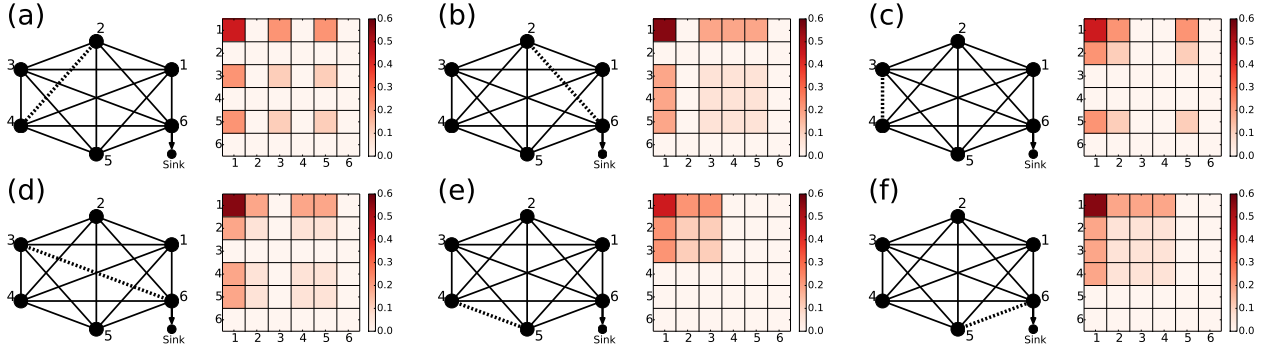


FIG. 4. (Color online) Density plots of the elements of the steady state density matrix, $\rho(\infty)$, in the case of deletion of edges between nodes (a) 2, 4, (b) 2, 6, (c) 3, 4, (d) 3, 6, (e) 4, 5, and (f) 5, 6. The dotted lines in the left panels denote the edges deleted. In all the density plots above there is Anderson localization and therefore the EET efficiency is low.

in the case of cutting the link between nodes 1 and 6.

Equations (7) and (8) explicitly show the vanishing contribution of the node 6 to some of the terms in the expansion, while Eq. (9) indicates that node 6 contributes to all the components of the initial wave packet and in this case all the energy can be transmitted to the sink through this node. We also checked that edge deletion between all the other nodes preserves Anderson localization in the resulting network. Figure 4 represents the block diagonalized structure of the stationary density matrices and the existence of localized states for some of these cases.

V. THE INFLUENCE OF DEPHASING

Finally, we investigate the influence of a noisy environment on quantum energy transport in networks. In most practical cases the networks are open^{36,37} and interact with the environment, which is expected to reduce quantum coherence. Dephasing effects can be incorporated in the master equation in the framework of the Lindblad operators as follows^{32,33}:

$$L_{\text{deph}}\rho = \sum_{n=1}^N \gamma_{\text{deph}} [2\sigma_n^+ \sigma_n^- \rho \sigma_n^+ \sigma_n^- - \{\sigma_n^+ \sigma_n^-, \rho\}] \quad (10)$$

where γ_{deph} is the dephasing rate coefficient.

Adding Eq. (10) to the master equation (3) and integrating this equation as before gives energy transfer in the presence of noise. Figure 5 represents the time dependence of the sink population in the absence and presence of noise with different values of the dephasing rate coefficient. The results show that in cases where the wave packet is partially localized in the network, such as in the fully connected (Fig. 5(a)), 2 – 4 edge deleted (Fig. 5(c)), and 3 – 6 edge deleted (Fig. 5(d)) networks, the system efficiency monotonically increases (both in magnitude and speed) as dephasing is increased. Therefore, in these networks the noise has a constructive influence on energy transport by reducing quantum coherence. However, when the hopping between the initial node and the one connecting to the sink (1 – 6) is blocked, the wave packet localization is already destroyed and in this case the noise slows down the speed of energy transfer to the sink as illustrated in Fig. 5(b).

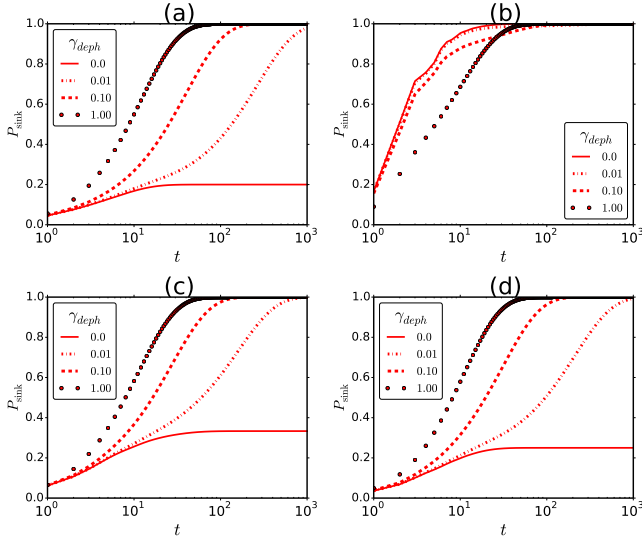


FIG. 5. Sink population versus time (in logarithmic scale) in the absence (solid line) and presence of dephasing with different values of the dephasing coefficient $\gamma_{\text{deph}} = 0.01$ (dashed-dotted line), 0.1 (dashed line) and 1.0 (dotted line), for (a) a fully connected network, and networks with deletion of the edges (b) 1 – 6, (c) 2 – 4 and (d) 3 – 6. It can be seen that in the cases with localization, the influence of noise is constructive and reduces the saturation time, while for the case without localization (i.e. panel (b)) noise increases the saturation time. Thus noise has a constructive influence on the cases with Anderson localization.

VI. SATURATION TIME

The results presented here show that the link which connects the initial node to the final node plays a fundamental role in EET, and as Fig. 2 shows, when J_{16} is changed from 0.0 to 0.945 or from 1.055 to 2.0, complete energy transfer is obtained. An obvious question then concerns finding a value of J_{16}^* which is optimal in the sense that the *saturation time* τ_s is minimized. We define τ_s to be the time after which the

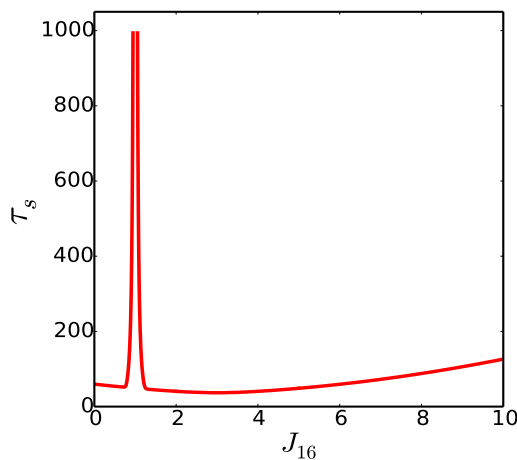


FIG. 6. (Color online) Dependence of the saturation time τ_s on the hopping rate J_{16} . The saturation time is minimized by $J_{16}^* \approx 3.04$.

injected energy is transferred to the sink in the absence of dephasing. In Fig. 6 we show numerical results for τ_s when varying the hopping rate J_{16} . The nontrivial result here is that except for the peak caused by localization, the saturation time decreases with increasing J_{16} attaining a minimum which is numerically determined to be $J_{16}^* \approx 3.04$.

VII. SUMMARY AND CONCLUSIONS

In summary, we have demonstrated in this work that quantum transport of an energy excitation in a symmetric network

of fully connected two-state objects, described by a time reversal symmetric Hamiltonian, is highly inefficient. Whenever an excitation is injected into a node which is not directly connected to the sink, a wave packet travelling through closed loop paths arrives in-phase to the initial position due to the time reversal symmetry, which leads to constructive interference at the initial site. The corresponding Anderson localization of the excitation energy wave packets inside the network is the reason for inefficiency of transport in a symmetric, fully connected network. Reducing the symmetry by eliminating hopping between nodes not directly connected to the sink preserves the localized states and hence does not significantly increase the system efficiency. We show that an efficient way to improve the efficiency of energy transfer is to introduce asymmetry between the initial node and the one directly linked to the sink. The rate of energy transfer can be minimized by a nontrivial value of the hopping rate J_{16} . We have also included dephasing to the network and shown, as expected, that the presence of a dephasing noise increases the system efficiency by reducing Anderson localization. Finally, we note that we have also carried out similar calculations for the cases $N = 5$ and $N = 15$ to verify the conclusions presented here. Our results should be useful in designing quantum networks for novel applications.

Acknowledgements: T.A-N. has been supported in part by the Academy of Finland through its COMP CoE grant no. 251748. We wish to thank Leonardo Novo for useful comments.

- ¹ B. Gemeinholzer, *Phylogenetic Networks, in Analysis of Biological Networks* (eds B. H. Junker and F. Schreiber), John Wiley & Sons, Inc., Hoboken, NJ, USA, (2008).
- ² R. Pastor-Satorras, M. Rubi, and A. Diaz-Guilera, *Statistical mechanics of complex networks* (Vol. 625). Springer Science & Business Media, (2003).
- ³ Z. Zimboras, M. Faccin, Z. Kadar, J. D. Whitfield, B. P. Lanyon, and J. Biamonte Sci. Rep. **3**, (2013).
- ⁴ F. Caruso, New J. Phys. **16**, 055015 (2014).
- ⁵ S. Perseguers, M. Lewenstein, A. Acín, and J.I. Cirac, Nat. Phys. **6**, 539 (2010).
- ⁶ B. Giese, J. Amaudrut, A. K. Köhler, M. Spormann, and S. Wesely, Nature **412**, 318 (2001).
- ⁷ H. Lee, Y. C. Cheng, and G.R. Fleming, Science **316**, 1462 (2007).
- ⁸ T. Brixner, J. Stenger, H.M. Vaswani, M. Cho, R. E. Blankenship, and G.R. Fleming, Nature **434**, 625 (2005).
- ⁹ G.S. Engel, T.R. Calhoun, E.L. Read, T. K. Ahn, T. Mancal, Y. C. Cheng, R.E. Blankenship, and G.R. Fleming, Nature **446**, 782 (2007).
- ¹⁰ A. Ishizaki and G. R. Fleming, Proc. Natl. Acad. Sci. **106**, 17255 (2009).
- ¹¹ R.E. Fenna and B.W. Matthews, Nature **258**, 573 (1975); J. Adolphs and T. Renger, Biophys. J. **91**, 2778 (2006).
- ¹² G. Panitchayangkoon, D. Hayes, K. A. Fransted, J.R. Caram, E. Harel, J. Wen, R.E. Blankenship, and G.S. Engel, Proc. Natl. Acad. Sci. USA **107**, 12766 (2010).
- ¹³ E. Collini, C.Y. Wong, K.E. Wilk, "P.M nG. Curmi, P. Brumer, and G.D. Scholes", Nature **463**, 644 (2010).
- ¹⁴ R. Hildner, D. Brinks, J.B. Nieder, R.J. Cogdell, and N.F. van Hulst, Science **340**, 1448 (2013).
- ¹⁵ A. Olaya-Castro, C.F. Lee, F. Fassioli Olsen, and N.F. Johnson, Phys. Rev. B **78**, 085115 (2008).
- ¹⁶ F. Caruso, A.W. Chin, A. Datta, S.F. Huelga, and M.B. Plenio, J. Chem. Phys. **131**, 105106 (2009).
- ¹⁷ A.W. Chin, A. Datta, F. Caruso, S.F. Huelga, and M.B. Plenio, New J. Phys. **12**, 065002 (2010).
- ¹⁸ M. Mohseni, P. Rebentrost, S. Lloyd, and A. Aspuru-Guzik, J. Chem. Phys. **129**, 174106, (2008).
- ¹⁹ P. Rebentrost, M. Mohseni, I. Kassal, S. Lloyd, and A. Aspuru-Guzik, New J. Phys. **11**, 033003, (2009).
- ²⁰ Y. Aharonov, L. Davidovich and N. Zagury, Phys. Rev. A **48**, 1687 (1993).
- ²¹ O. Mülken and A. Blumen, Phys. Rep. **502**, 37 (2011).
- ²² C. H. Bennett and G. Brassard, Proceedings of IEEE International Conference on Computers, Systems and Signal Processing, pp. 175-179, (1984).

- ²³ C. H. Bennett, G. Brassard, C. Crépeau, R. Jozsa, A. Peres, and W. K. Wootters, Phys. Rev. Lett. **70**, 1895 (1993).
- ²⁴ A. Acín, J.I. Cirac, and M.M. Lewenstein, Nat. Phys. **3**, 256 (2007).
- ²⁵ S. Perseguers, J.I. Cirac, A. Acín, M. Lewenstein, and J. Wehr, Phys. Rev. A **77**, 022308 (2008).
- ²⁶ H.J. Kimble, Nature **453**, 1023 (2008).
- ²⁷ N. Gisin and R. Thew, Nature Photonics, **1**, 165 (2007).
- ²⁸ D. Tsomokos, M.B. Plenio, I. de Vega and S.F. Huelga. Phys. Rev. A **78**, 062310 (2008).
- ²⁹ S. Bose, A. Casaccino, S. Mancini, S. Severini, International Journal of Quantum Information **7**, 713 (2009).
- ³⁰ L. Novo, S. Chakraborty, M. Mohseni, H. Neven, Y. Omar, arXiv:1412.7209.
- ³¹ A. Barrat, M. Berthelemy, and A. Vespignani, *Dynamical processes on complex networks*, Cambridge University Press (2008).
- ³² M. B. Plenio and S.F. Huelga, New J. Phys. **10**, 113019 (2008).
- ³³ H. Bassereh, V. Salari, and F. Shahbazi, J. Phys.: Condens. Matter **27** 275102 (2015).
- ³⁴ A. Asadian, M. Tiersch, G.G. Guerreschi, J. Cai, S. Popescu, and H.J. Briegel, New J. Phys. **12**, 075019 (2010).
- ³⁵ J.R. Johansson, P.D. Nation, and F. Nori, Comp. Phys. Comm. **184**, 1234 (2013).
- ³⁶ Roman S. Ingarden, A. Kossakowski, and M. Ohya, *Information Dynamics and Open Systems: Classical and Quantum Approach*, Springer Science & Business Media (2013).
- ³⁷ A. Rivas and S.F. Huelga, *Open Quantum Systems*. Berlin: Springer (2012).