

A PROPELLER MODEL FOR THE SUB-LUMINOUS DISK STATE OF THE TRANSITIONAL MILLISECOND PULSAR PSR J1023+0038

A. PAPIITTO¹, & D. F. TORRES^{1,2}

Draft version June 24, 2021

ABSTRACT

The discovery of millisecond pulsars switching between states powered either by the rotation of their magnetic field or by the accretion of matter, has recently proved the tight link shared by millisecond radio pulsars and neutron stars in low-mass X-ray binaries. Transitional millisecond pulsars also show an enigmatic intermediate state in which the neutron star is surrounded by an accretion disk, it emits coherent X-ray pulsations, but is sub-luminous in X-rays with respect to accreting neutron stars, and is brighter in gamma-rays than millisecond pulsars in the rotation-powered state. Here, we model the X-ray and gamma-ray emission observed from PSR J1023+0038 in such a state based on the assumption that most of the disk in-flow is propelled away by the rapidly rotating neutron star magnetosphere, and that electrons can be accelerated to energies of a few GeV at the turbulent disk-magnetosphere boundary. We show that the synchrotron and self-synchrotron Compton emission coming from such a region, together with the hard disk emission typical of low states of accreting compact objects, is able to explain the radiation observed in the X-ray and gamma-ray band. The average emission observed from PSR J1023+0038 is modelled by a disk in-flow with a rate of $1\text{--}3 \times 10^{-11} M_{\odot} \text{ yr}^{-1}$, truncated at a radius ranging between 30 and 45 km, compatible with the hypothesis of a propelling magnetosphere. We compare the results we obtained with models that rather assume that a rotation-powered pulsar is turned on, showing how the spin down power released in similar scenarios is hardly able to account for the magnitude of the observed emission.

Subject headings: accretion, accretion disks – magnetic fields – gamma rays: stars – pulsars: individual (PSR J1023+0038)

1. INTRODUCTION

Millisecond pulsars are neutron stars (NS) that attained their quick rotation during a Gyr-long phase of accretion of matter transferred from a companion star, in a low-mass X-ray binary (LMXB; Bisnovatyi-Kogan & Komberg 1974; Alpar et al. 1982; Radhakrishnan & Srinivasan 1982; Wijnands & van der Klis 1998). At the end of such X-ray bright phase, a pulsar powered by the rotation of its magnetic field turns on, driving pulsed emission from the radio to the gamma-ray energy band. The recent discovery of IGR J18245–2452, a pulsar observed to swing between accretion-(X-ray) and a rotation-powered (radio) pulsar regimes, proved the tight evolutionary link existing between these two classes of systems (Papitto et al. 2013). IGR J18245–2452 turned on in March 2013 as an X-ray bright ($L_X \gtrsim 10^{36} \text{ erg s}^{-1}$), accreting ms pulsar in the globular cluster M28; cross-referencing with catalogues of radio pulsars it was realised that the source behaved as a rotation powered radio pulsar a few years before. A few days after the end of the two-weeks long X-ray outburst, the source reactivated as a radio pulsar. Variations of the mass in-flow rate towards the NS are able to drive such state transitions. During the rotation-powered regime, the pressure of the pulsar ejects the matter transferred from the companion star, causing irregular eclipses of the radio pulsed emission. Occasionally, the pressure of the matter transferred from the companion overcomes the pulsar pressure, and yields the formation of an accretion disk around the NS.

The state transitions observed from two more pulsars,

PSR J1023+0038 (Archibald et al. 2009; Patruno et al. 2014; Stappers et al. 2014) and XSS J12270–4859 (Bassa et al. 2014; Bogdanov et al. 2014a; Roy et al. 2015), as well as in archival observations of IGR J18245–2452 (Papitto et al. 2013; Pallanca et al. 2013; Linares et al. 2014), showed that the presence of an accretion disk does not necessarily imply the onset of a bright X-ray outburst. These three transitional ms pulsars showed an intermediate regime, which we dub *sub-luminous* disk state, whose main features are

- the presence of an accretion disk, as indicated by H α broad, sometimes double peaked emission lines observed in the optical spectrum (Wang et al. 2009; Pallanca et al. 2013; Halpern et al. 2013; de Martino et al. 2014);
- an average X-ray luminosity ranging from 10^{33} to $10^{34} \text{ erg s}^{-1}$, intermediate between the level observed at the peak of X-ray outbursts ($10^{36} \text{ erg s}^{-1}$) and during the rotation powered emission ($< 10^{32} \text{ erg s}^{-1}$); the X-ray emission is variable on time-scales of few tens of seconds and has a spectrum described by a power-law with index $\Gamma \simeq 1.5$ and no cut-off below 100 keV (Saitou et al. 2009; De Martino et al. 2010, 2013; Papitto et al. 2013; Linares et al. 2014; Patruno et al. 2014; Tendulkar et al. 2014). IGR J18245–2452 is the only transitional ms pulsar that has been observed also into an X-ray bright ($L_X \gtrsim 10^{36} \text{ erg s}^{-1}$) outburst, so far.
- presence of accretion-driven X-ray coherent pulsations at an rms amplitude between 5 and 10 per cent, that were detected from the two sources that were observed at a temporal resolution high enough during the *sub-luminous* disk state, PSR J1023+0038 (Archibald et al.

¹ Institute of Space Sciences (IEEC-CSIC), Campus UAB, Carrer de Can Magrans S/N, 08193 Cerdanyola del Vallès, Barcelona, Spain

² Institució Catalana de Recerca i Estudis Avançats (ICREA), 08010 Barcelona, Spain

2014) and XSS J12270-4859 (Papitto et al. 2015). A search for radio pulsations was conducted in the case of PSR J1023+0038, but none was detected with an upper limit on the pulsed flux one order of magnitude lower than during the rotation powered state (Stappers et al. 2014; Bogdanov et al. 2014b);

- correlated variability of the X-ray and UV emission on timescales of hundreds of seconds (De Martino et al. 2013);
- a 0.1-10 GeV gamma-ray luminosity of $\approx 10^{34}$ erg s^{-1} detected from the two *transitional* millisecond pulsars of the Galactic field, PSR J1023+0038 and XSS J12270-4859³, up to ten times brighter with respect to the level observed during the rotation powered state (De Martino et al. 2010; Hill et al. 2011, Papitto, Torres & Li 2014, Stappers et al. 2014; Takata et al. 2014). Candidate transitional ms pulsars have been also recently proposed to explain the otherwise unidentified gamma-ray sources 1FGL J0523.5-2529 (Strader et al. 2014), and 3FGL J1544.6-1125 (Bogdanov & Halpern 2015). Transitional pulsars are the only low-mass X-ray binaries from which a gamma-ray emission has been detected so far by Fermi/LAT (see Sec. 5.2 for a discussion of possible selection effects).
- a bright, flat-spectrum radio emission indicative of partially absorbed synchrotron emission; transitional ms pulsars in this state are 1-2 orders of magnitude brighter at radio frequencies with respect to the extrapolation of the radio/X-ray correlation observed from X-ray brighter NS (Deller et al. 2014).

X-ray flaring around a luminosity of about 10^{33} – 10^{34} erg s^{-1} , lasting from a few days to a few months, has been reported also for a number of LMXB hosting a NS (Aql X-1, Campana & Stella 2003; Cackett et al. 2011; Coti Zelati et al. 2014; Cen X-4, Rutledge et al. 2001; Bernardini et al. 2013; EXO 1745-248, Degenaar & Wijnands 2012; SAX J1750.8-2900, Wijnands & Degenaar 2013; XMM J174457-2850.3, Degenaar et al. 2014). These observations suggest that a state intermediate between outburst and quiescence is realized also in sources that did not show signs of a magnetosphere so far.⁴ However, the presence of a spectral cut-off at about 10 keV in the spectrum of Cen X-4 (Chakrabarty et al. 2014) and the lack of a detection at gamma-ray energies indicate that in some of these systems different radiation processes might be at work with respect to transitional ms pulsars in the *sub-luminous* disk state.

The observation of coherent X-ray pulsations from PSR J1023+0038 and XSS J12270-4859 during the disk state is most easily explained in terms of channelling of at least part of the disk mass in-flow onto the magnetic poles (see Archibald et al. 2014; Papitto et al. 2015, and Sec. 5 below). For this to happen the disk should penetrate into the light cylinder of the pulsar, ruling out the possibility that a rotation powered pulsar is turned on. However, the exact nature of the energy reservoir that powers the emission of *transitional*

ms pulsars in the *sub-luminous* disk state is still uncertain, as well as the mechanism that accelerate charges to relativistic energies and yield the observed gamma-ray emission. Papitto, Torres & Li (2014, P14 in the following, see also Bednarek 2009), proposed that a ms pulsar that prevents most of the mass in-flow from accreting onto the NS surface due to its rapid rotation (i.e., the propeller effect, Illarionov & Sunyaev 1975), could accelerate electrons at the boundary between the disk and the propelling magnetosphere. If so happens, P14 showed that the synchrotron emission yield by the interaction of electrons with the field lines at the magnetospheric boundary makes a significant contribution to the X-ray observed emission, and that gamma-rays are produced by Compton up-scattering of the synchrotron photons. Here, we apply this model to explain the X-ray/gamma-ray emission observed from PSR J1023+0038 after its state transition to the *sub-luminous* disk state in June 2013 (Patruno et al. 2014; Stappers et al. 2014), taking explicitly into account the detection of coherent pulsations in the X-ray light curve. PSR J1023+0038 is particularly suited for the study of the *sub-luminous* disk state, as parameters such as distance, spin period and magnetic dipole moments are known with a high accuracy.

2. PSR J1023+0038

PSR J1023+0038 was discovered in 2007 as a 1.7 ms radio pulsar in a 4.8 hr orbit around a $0.2 M_{\odot}$ companion star (Archibald et al. 2009). Observation of double peaked emission lines in its optical spectrum indicated that in 2001 it likely had an accretion disk (Wang et al. 2009), suggesting that a state transition must have occurred between then and 2007. The upper limit on the X-ray luminosity when a disk was present (2.7×10^{34} erg s^{-1} for a distance of 1.37 kpc, Deller et al. 2012) led Archibald et al. 2009 to assume that mass in-fall was halted before reaching the NS surface by the propeller inhibition of accretion.

During the radio pulsar state PSR J1023+0038 showed a spin down luminosity of $L_{sd} = 4.4 \times 10^{34}$ erg s^{-1} (Archibald et al. 2013). Using the relation given by Spitkovsky (2006), the magnetic dipole is estimated as $\mu = 0.79 \times 10^{26} (1 + \sin^2 \alpha)^{-1}$ G cm^3 , where α is the angle between the magnetic and spin axis. In the radio pulsar state, the X-ray emission is described by a power law with index $\Gamma = 1.17(8)$ and a 3–79 keV luminosity of $7.4(4) \times 10^{32}$ erg s^{-1} (Tendulkar et al. 2014; see also Bogdanov et al. 2011), and the gamma-ray emission by a log-parabola with $\beta = 2.49(3)$ and 0.1-100 GeV luminosity of $1.2(2) \times 10^{33}$ erg s^{-1} (Nolan et al. 2012). The efficiency of spin-down luminosity conversion in the considered bands is of 1.7 and 2.7 per cent, respectively.

In June 2013 the disappearance of radio pulsations at all orbital phases (Stappers et al. 2014), and the appearance of double peaked H α emission lines in the optical spectrum (Halpern et al. 2013) marked a transition to an accretion, X-ray *sub-luminous* disk state. The X-ray luminosity increased by one order of magnitude with respect to the level shown in the radio pulsar state (Patruno et al. 2014). Tendulkar et al. (2014) modelled with a power law with index $\Gamma = 1.66(6)$ the spectra observed in the disk state by the Swift X-ray Telescope (XRT) and by NuStar in the 0.3-10 keV and 3-79 keV energy bands, respectively (the orange strip in Fig. 1). The 3–79 keV luminosity was estimated as $5.8(2) \times 10^{33}$ erg s^{-1} , which corresponds to a luminosity of 7.3×10^{33} erg s^{-1} in the 0.3–79 keV band, i.e. 16.6 per cent of the spin down power.

³ Gamma-ray emission from the globular cluster hosting IGR J18245–2452, M28, has been detected by Fermi/LAT, but source confusion does not allow to pinpoint its origin in the cluster.

⁴ Aql X-1 showed accretion-powered coherent pulsations only during a brief 150 s interval, Casella et al. 2008.

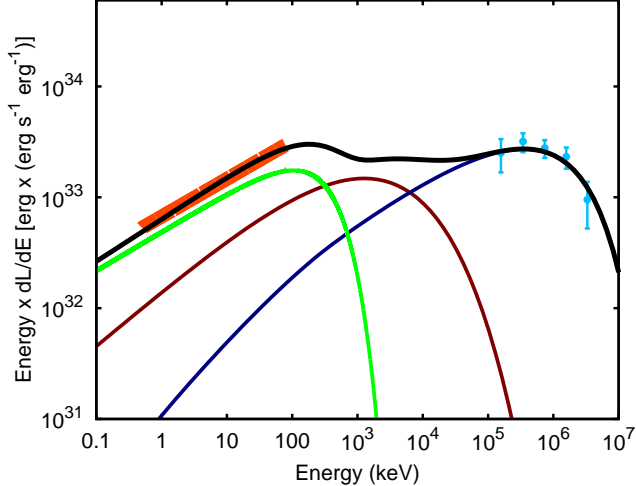


FIG. 1.— Average SED observed from PSR J1023+0038 in X-rays (orange strip, from Tendulkar et al. 2014), and gamma-rays (cyan points, from Takata et al. 2014), evaluated for a distance of 1.37 kpc. The total SED evaluated with our modelling for $\xi = 0.15$ (i.e., 15 per cent of the advected disk energy available to power the propeller emission), $\beta = 0$ (anelastic propeller collision), $k_{ej} = 0.99$ (i.e., 99 per cent of disk mass ejected), and $\omega_* = 2.5$ is plotted as a black solid line. Synchrotron, SSC, and accretion flow (i.e. the sum of disk and NS emission) components are plotted as red, blue and green lines, respectively.

During the *sub-luminous* disk state, three flux modes are observed both in soft (Patruno et al. 2014; Bogdanov et al. 2014b) and in hard X-rays (Tendulkar et al. 2014). On the one hand, a low and a high state characterized by a flux change of one order of magnitude. On the other hand, the source occasionally presents an even brighter flaring state. Coherent pulsations were detected at an rms amplitude of $\simeq 6\%$ when the source is in the high state, in which it spends 70% of the time (Archibald et al. 2014). PSR J1023+0038 brightened also in gamma-rays, attaining a 0.1–100 GeV luminosity of $(9.6 \pm 1.3) \times 10^{33}$ erg s $^{-1}$, i.e. 22 per cent of the spin down power (Takata et al. 2014). The average Fermi LAT spectrum is described by a power law with index 1.8(2), cut-off at an energy of 2.3(9) GeV (cyan points in Fig. 1, taken from Fig. 2 of Takata et al. 2014).

3. THE MODEL

According to the standard theory of disk accretion onto a magnetized rotator three regimes are realized depending on the radius R_{in} at which the disk is truncated by the rotating magnetosphere (see Lipunov 1987 for a review). If R_{in} is larger than the light-cylinder radius,

$$R_{lc} = cP/2\pi, \quad (1)$$

where P is the spin period of the NS, the pulsar emits a relativistic wind of particles and magneto-dipole radiation that overcomes the gravitational force on the plasma transferred from the companion star (the *ejector* state). As the pulsar pressure declines with the distance from the NS less steeply than the disk pressure, the emission of a pulsar in such a state is expected to disrupt the entire disk flow (Shvartsman 1970; Burderi et al. 2001), even if stable solutions implying the survival of the disk for $R_{in} \sim \text{few } R_{lc}$ have been shown by Ekşil & Alpar (2005).

At a larger mass in-flow rate the in-falling plasma manages to penetrate into the light-cylinder, and suppresses the relativistic wind of particles and the rotation-powered pulsed

emission. Accretion onto the NS surface can take place freely only if the plasma in the disk rotates faster than the NS magnetic field at the inner disk boundaries, i.e. if R_{in} is smaller than the co-rotation radius,

$$R_c = (GMP^2/4\pi^2)^{1/3}, \quad (2)$$

where M is the NS mass, and Keplerian rotation is assumed for disk plasma. Otherwise, if $R_{lc} > R_{in} > R_c$, the accretion flow is repulsed by the quickly rotating magnetosphere and can be ejected from the system, i.e. the system is assumed to be in the propeller state (Illarionov & Sunyaev 1975).

A useful parameterization of the problem is obtained introducing the dimensionless fastness,

$$\omega_* \equiv \frac{\Omega_*}{\Omega_K(R_{in})} = \left(\frac{R_{in}}{R_c}\right)^{3/2} \quad (3)$$

(Ghosh et al. 1977) where Ω_K is the Keplerian angular frequency and Ω_* is the NS angular frequency. For values of ω_* ranging between 1 and 1.26, not enough kinetic energy is given to plasma to eject it from the system; matter is then expected to build-up in the disk, and eventually overcome the pressure barrier set by the magnetosphere, leading to a burst of accretion (Spruit & Taam 1993; D’Angelo & Spruit 2010). Larger values of ω_* ranging between 1.3 and 2.5 have been considered by Lii et al. (2014) to perform axisymmetric magneto-hydrodynamical simulations of accretion onto a rapidly rotating magnetized star, driven by magneto-rotational instability. While they also observed cycles between matter accumulation at the inner disk boundary and episodes of accretion onto the star, they found that part of the inflow was ejected by the quickly rotating magnetosphere. The fraction of the matter actually ejected by the system with respect to that accreted was found to increase continuously with ω_* .

The determination of an analytical relation for R_{in} as a function of the main physical quantities characterizing such systems (such as the disk mass in-flow rate \dot{M}_d , the magnetic moment μ , the mass M_* , and the spin period P of the magnetized rotator), and of the physics of the field-disk interaction, is one of the open problems of the current theoretical investigation in the field (see, e.g., Ghosh & Lamb 1979; Wang 1996; Bozzo et al. 2009). Usually the inner disk radius is expressed as a fraction k_m of the Alfvén radius R_A , a scale size obtained by equating the in-ward pressure of an assumed spherical inflow to the outward pressure of a dipolar magnetosphere:

$$R_{in} = k_m R_A = k_m \left[\frac{\mu^4}{2GM_* \dot{M}_d^2} \right]^{1/7}. \quad (4)$$

Values of k_m ranging from 0.5 to 1 have been proposed by a number of authors depending on the details of the physics of the disk-magnetosphere interactions (see Ghosh 2007, and references therein). Lii et al. (2014) found in 3D MHD simulations of disk accretion around a fast rotator that a value of $k_m = 0.7$ matched the disc truncation radius reproduced by their modelling.

Assuming that the coherent X-ray pulsations observed from PSR J1023+0038 in the disk state were due to accretion of matter onto a fraction of the NS surface, we can estimate an upper and a lower limit on the mass accretion rate onto the NS. The latter, \dot{M}_{NS} , is constrained assuming either that the whole observed X-ray luminosity is due to accretion onto the

NS, or just that the pulsed luminosity is. Considering that $L_X(0.3 - 79 \text{ keV}) = 7.3 \times 10^{33} \text{ erg s}^{-1}$ we then obtain

$$5 \times 10^{-14} M_\odot \text{ yr}^{-1} \simeq (\sqrt{2} A_{rms}) \frac{L_X R_{NS}}{GM_{NS}} < \dot{M}_{NS} < \frac{L_X R_{NS}}{GM_{NS}} \simeq 6 \times 10^{-13} M_\odot \text{ yr}^{-1}, \quad (5)$$

where $A_{rms} \simeq 0.06$ is the rms amplitude of X-ray pulsations (Archibald et al. 2014), and we assumed a NS mass of $1.4 M_\odot$ and a radius of 10 km, as throughout the paper, and an efficiency of conversion of accretion power into observed X-rays of unity. Given a magnetic moment of $\mu = 0.79 \times 10^{26} \text{ G cm}^3$ (see Archibald et al. 2013, and Sec. 2) and $k_m = 0.7$ (Lii et al. 2014), in order to keep the inner disk radius within a few times the corotation radius (23.8 km for PSR J1023+0038, Archibald et al. 2009), Eq. 4 indicates that the disk mass accretion rate must be

$$\dot{M}_d \simeq 7 \times 10^{-11} M_\odot \text{ yr}^{-1} > 100 \times \dot{M}_{NS}. \quad (6)$$

By interpreting X-ray pulsations as due to accretion onto the NS magnetic poles, and assuming the the inner disk radius can be reproduced by a relation like Eq. 4, it then follows that $\gtrsim 99\%$ of the matter in-flowing in the disk must be ejected from the inner disk boundary for mass conservation to hold.

In P14 we developed a model to interpret the emission of millisecond transitional pulsars in the sub-luminous disk state assuming that:

- accretion onto the NS surface is inhibited by the propeller effect (i.e. $R_{lc} > R_{in} > R_c$);
- electrons are accelerated to relativistic energies at the turbulent boundary between the disk and the propelling magnetosphere;
- relativistic electrons interact with the NS magnetic field lines producing synchrotron emission that explains (at least part of) the X-ray emission;
- synchrotron photons are up-scattered by relativistic electrons, to explain the emission observed in the gamma-ray band.

Here, we apply a similar model to the case of PSR J1023+0038, restricting to a range of values of fastness ranging from 1.5 to 2.5, in order for the inner disk radius to be close enough to the corotation radius to let a fraction of matter effectively accrete down to the NS surface, as observed.

3.1. The energy budget

Energy conservation dictates that the energy available to power the radiative emission from the disk (L_{disk}), the inner disk boundary (L_{prop}) and the NS surface (L_{NS}), as well as the kinetic energy of the outflow launched by a propelling NS ($\dot{M}_{ej} v_{out}^2/2$) and the energy converted in internal energy of the flow and advected (\dot{E}_{adv}), should be equal to the sum of the gravitational energy liberated by the in-fall of matter \dot{E}_g , and the energy released by the NS magnetosphere through the torque N applied at the inner disk radius:

$$L_{prop} + L_d + \dot{E}_{adv} + L_{NS} + \frac{1}{2} \dot{M}_{ej} v_{out}^2 = \dot{E}_g + N\Omega_*, \quad (7)$$

where $\Omega_* = 2\pi/P$ is, as before, the NS angular velocity. In a stationary state, mass conservation is expressed by:

$$\dot{M}_d = \dot{M}_{NS} + \dot{M}_{ej}. \quad (8)$$

We define the fraction of mass ejected as

$$k_{ej} = \frac{\dot{M}_{ej}}{\dot{M}_d} = 1 - \frac{\dot{M}_{NS}}{\dot{M}_d}. \quad (9)$$

Considering the reasoning developed in the previous section, we consider values $k_{ej} > 0.95$ for the case of PSR J1023+0038. According to these definitions, the gravitational energy liberated by the mass in-fall is:

$$\dot{E}_g = \frac{GM\dot{M}_d}{R_{in}} + GM\dot{M}_{NS} \left(\frac{1}{R_{NS}} - \frac{1}{R_{in}} \right). \quad (10)$$

We assume that the NS luminosity is given by efficient conversion of the in-falling gravitational energy, so that

$$L_{NS} = GM\dot{M}_{NS} \left(\frac{1}{R_{NS}} - \frac{1}{R_{in}} \right). \quad (11)$$

Furthermore, we express the disk luminosity as a fraction η of the energy radiated by an optically thick, geometrically thin disk:

$$L_d = \eta \frac{GM\dot{M}_d}{2R_{in}}. \quad (12)$$

The case of a radiatively efficient disk is realized for $\eta = 1$. For values of η lower than unity, we assume that the energy that is not radiated by the disk is partly advected, and partly made available to power the propeller emission. To express the latter, we introduce a parameter ξ , that will represent the fraction of gravitational energy liberated in the disk that can be used to power the propeller emission; for $\xi = 0$ no such energy is used, while for $\xi = 1 - \eta$, all the disk energy that is not radiated is converted into propeller luminosity. This implicitly means that we express

$$\dot{E}_{adv} = (1 - \eta - \xi) \frac{GM\dot{M}_d}{2R_{in}}. \quad (13)$$

Substituting the previous formulae in Eq. 7, we obtain an expression for the energy that can be radiated from the disk-magnetospheric boundary:

$$L_{prop} = \left(\frac{1 + \xi}{2} \right) \frac{GM\dot{M}_d}{R_{in}} + N\Omega_* - \frac{1}{2} k_{ej} \dot{M}_d v_{out}^2. \quad (14)$$

Similarly, the conservation of angular momentum at the inner disk boundary yields:

$$\dot{M}_{ej} R_{in} v_{out} = N + \dot{M}_d \Omega_K R_{in}^2. \quad (15)$$

The left hand side represents the angular momentum imparted to eject matter, while on the right hand side the torque exerted by the NS magnetosphere and the angular momentum advected by disk matter in Keplerian rotation appear. In order to express the velocity of the outflow v_{out} we follow Ekşi et al. (2005), who treated the interaction at the inner disk boundary as a collision of particles, obtaining:

$$v_{out} = \Omega_K (R_{in}) R_{in} [\omega_* (1 + \beta) - \beta], \quad (16)$$

where the elasticity parameter β has been introduced. The case of completely anelastic collision is given by $\beta = 0$, while

the totally elastic case is described by $\beta = 1$. Inserting the expression for the outflow velocity (Eq. 16) into Eqs. 14 and 15, and solving for L_{prop} and N gives:

$$L_{prop} = \frac{GM\dot{M}_d}{R_{in}} \left\{ \frac{1+\xi}{2} - \omega_* + k_{ej} \left[\omega_*[\omega_*(1+\beta) - \beta] - \frac{1}{2}[\omega_*(1+\beta) - \beta]^2 \right] \right\}$$

$$N = \dot{M}_d \sqrt{GM R_{in}} \{ k_{ej}[\omega_*(1+\beta) - \beta] - 1 \}. \quad (17)$$

If most of the in-flowing matter is ejected from the inner disk boundary ($k_{ej} \simeq 1$), the equation for the propeller luminosity simplifies to:

$$L_{prop} = \frac{GM\dot{M}_d}{2R_{in}} [\xi + (\omega_* - 1)^2(1 - \beta^2)]. \quad (18)$$

It is immediate to note that if the energy advected in the disk is not available to power the propeller ($\xi = 0$) and the propeller collision is completely elastic ($\beta = 1$), all the available energy goes into powering the kinetic energy of the outflow, and the propeller luminosity vanishes. On the other hand, if the collision is completely anelastic ($\beta = 0$), the outflow velocity equals the velocity of the magnetosphere at the inner disk radius, and the propeller luminosity is maximized. In the following we only consider the latter case. Using Eq. 4 to relate the disk mass accretion rate to the inner disk radius, and Eq. 3 to express the latter in terms of the corotation radius and the fastness, we obtain for the parameters of PSR J1023+0038:

$$L_{prop} = 1.75 \times 10^{35} \omega_*^{-3} [\xi + (\omega_* - 1)^2(1 - \beta^2)] \text{ erg s}^{-1}. \quad (19)$$

This relation is plotted in Fig. 2 for $\beta = 0$ and ξ equal to 0 (i.e., no disk gravitational energy available to power the propeller emission, red solid line), and 0.15 (red dashed line). Green and blue lines in the same figure represent the cases $k_{ej} = 0.99$ and 0.95, respectively. Values of the propeller luminosity of few $\times 10^{34}$ erg s $^{-1}$ are obtained for a fastness $\gtrsim 1.5$.

3.2. The electron population

Like in P14, we assume that at the inner disk boundary the propelling magnetosphere is able to accelerate electrons to relativistic energies. To simplify, the electron energy distribution is assumed to be described by a power-law with an exponential cutoff:

$$\frac{dN_e}{d\gamma} = N_0 \gamma^{-\alpha} \exp\left(-\frac{\gamma}{\gamma_{max}}\right). \quad (20)$$

These electrons produce synchrotron emission by interacting with the magnetic field at the disk-magnetosphere interface:

$$\bar{B} = \frac{\mu}{R_{in}^3} = \frac{\mu}{R_c^3 \omega_*^2}. \quad (21)$$

At high-energies the synchrotron emission is cut-off at $E_{syn} \simeq 10(\bar{B}/10^6 \text{ G})(\gamma_{max}/10^4)^2$ MeV, while at low energy is self-absorbed below a few eVs (see Papitto et al. 2014 and references therein). We further assume that the electron distribution lies in a region of volume V (giving an electron density $n_e = N_0/V$), and up-scatters the synchrotron photons up to an energy $E_{ssc} = \gamma_{max} m_e c^2 \simeq 5(\gamma_{max}/10^4)$ GeV, to give a self-synchrotron Compton (SSC) component. Therefore, in our model, the X-ray emission is given by the sum

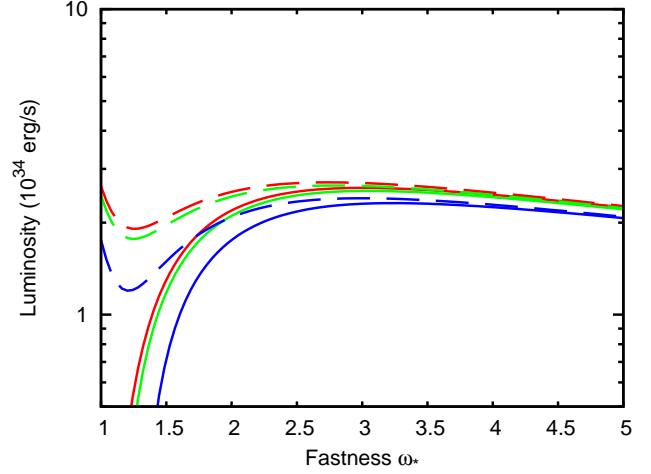


FIG. 2.— Propeller luminosity in the case of almost total ejection ($k_{ej} = 1$), and $\xi = 0$ (i.e., no disk gravitational energy available to power the propeller emission, red solid line), and 0.15 (red dashed line). The green solid and dashed lines refer to the case $k_{ej} = 0.99$ evaluated for $\xi = 0$ and 0.15, respectively. The blue solid and dashed lines refer to the case $k_{ej} = 0.95$ evaluated for $\xi = 0$ and 0.15, respectively. All the curves are plotted for a totally anelastic interaction ($\beta = 0$).

of two components; the synchrotron emission powered by the propeller luminosity L_{prop} , and the X-rays produced by the accretion flow, either from the disk, the NS surface or a corona surrounding the system. On the other hand, the gamma-ray emission falling in the 0.1-10 GeV range could only arise as the SSC component of the propeller emission.

The parameters of the electron distribution (α , γ_{max} , n_e) and the volume V of the region of acceleration can be then adjusted such that:

- (i) they model the gamma-ray emission as the self-synchrotron Compton component of the same electron population that produces a good part of the X-ray emission; and
- (ii) for a fixed value of the fastness ω_* , they give a total propeller luminosity (i.e., the sum of synchrotron and self-synchrotron Compton contributions) that matches the value given above by Eq. 17.

As the X-ray emission is given by the sum of the contribution of the propeller and the accretion flow luminosity in that energy range, and no cut-off is observed from 0.5 to 80 keV, we cannot disentangle the relative weight of these components. At low luminosities ($\lesssim 10^{34}$ – 10^{35} erg s $^{-1}$), the X-ray spectrum of the accretion flow onto compact objects is generally dominated by a power law with index Γ between 1.5 and 2.5, extending to high energies ($\gtrsim 100$ keV; see, e.g., Reynolds et al. 2010, Armas Padilla et al. 2013aa, Armas Padilla et al. 2013bb). A similar spectral shape is also observed for the pulsed emission of accreting millisecond pulsars (see Patruno & Watts 2012, and references therein). We then describe the contribution of the accretion flow in the X-ray band as a power-law with index $\Gamma = 1.65$, cut-off at an energy outside the observed energy band (we arbitrarily chose 300 keV as an example), that summed to the synchrotron and SSC component gives an 0.3-79 keV X-ray flux equal to the one observed in that energy band. Then, we require that once the propeller contribution to the X-ray emission is fixed by our modelling of the gamma-rays, the accretion flow X-ray emission does not exceed the observed emission. A lower limit on the contribution of the accretion flow to the X-ray flux is given by the pulsed flux amplitude, $\sqrt{2}A_{rms}L_X \simeq 6 \times 10^{32}$

erg s^{-1} , while an upper limit to the accretion flow X-ray luminosity is given by the total luminosity observed in that band ($7.3 \times 10^{33} \text{ erg s}^{-1}$).

4. RESULTS

To simulate the emission processes that take place in a magnetized environment filled by a relativistic population of electrons we used the codes described by Torres (2004); de Cea del Pozo et al. (2009); Martín et al. (2012). The cut-off observed at few GeVs in the Fermi-LAT energy band, requires a maximum electron energy of $\gamma_{max} = 10^4$. We also set the index of the electron distribution as $\alpha = 2$.

In order to have enough energy to power the propeller emission necessary to explain the observed gamma-ray emission, we fixed the elasticity parameter to 0 (i.e., inelastic scattering), allowed for 15 per cent of the energy advected in the disk to be used to power the propeller emission (i.e. $\xi = 0.15$), and set $k_{ej} = 0.99$ (i.e. only 1 per cent of the disk mass is accreted onto the NS, while the rest is ejected). This gives a maximum propeller luminosity of $\gtrsim 2.5 \times 10^{34} \text{ erg s}^{-1}$ for value of the fastness between 1.5 and 2.5 (see Fig. 2). We modelled the spectral energy distribution considering different values of the fastness in this range.

As the co-rotation radius and the dipole magnetic moment of PSR J1023+0038 are measured; the inner disk radius, the strength of the magnetic field at the disk inner boundary, and the disk mass accretion rate are fixed by the choice of ω_* (see Eqs. 3, 21 and 4, respectively). For a given value of ω_* , we then evaluate the electron density n_e and the volume V of the acceleration region requested to describe the observed gamma-ray spectrum with the SSC component (which requires a luminosity of $L_{SSC} \simeq 1.7 \times 10^{34} \text{ erg s}^{-1}$), and to give a total propeller luminosity equal to the value given by Eq. 17 when L_{SSC} is summed to the synchrotron component. The values of the parameters obtained for different values of ω_* are listed in Table 1, while the spectral energy distribution obtained for $\omega_* = 2.5$ is plotted in Fig. 2, as an example. The X-ray luminosity attributed to the accretion flow, L_{accr}^X , is evaluated as the difference between the luminosity observed in the 0.3-79 keV band ($7.3 \times 10^{33} \text{ erg s}^{-1}$) and the sum of the synchrotron and SSC luminosity falling in the same energy band.

For values of ω_* close to 1.5, the propeller luminosity is lower, and in order to explain the observed spectral energy distribution with our modelling, a large electron density and a very small volume of emission of the SSC component are required, corresponding to a typical size of the emission region of $\approx 0.05 \text{ km}$. Increasing ω_* a larger region with typical size of $\lesssim 1 \text{ km}$ is instead allowed. We discuss more on this below.

We checked that the assumption that only 1 per cent of the disk mass is accreted is compatible with the parameters of our modelling, by evaluating the ratio between the NS mass accretion rate (constrained by using Eq. 5), and the values of the disk mass accretion rate listed in Table 1. For all the models listed in Table 1 this yielded values of k_{ej} ranging between 0.94 and 0.998, thus compatible with the assumed value of 0.99.

The efficiency of conversion of gravitational energy into X-rays was estimated as $\eta_X = L_{accr}^X / \dot{E}_g$. Plugging the parameters of our models into Eq. 10, we obtain values of the efficiency ranging between ≈ 5 and 20 per cent, with larger efficiency values obtained for the models with the larger fastness. As the X-ray efficiency owing to the in-fall of matter onto the NS surface is unlikely much lower than one, we con-

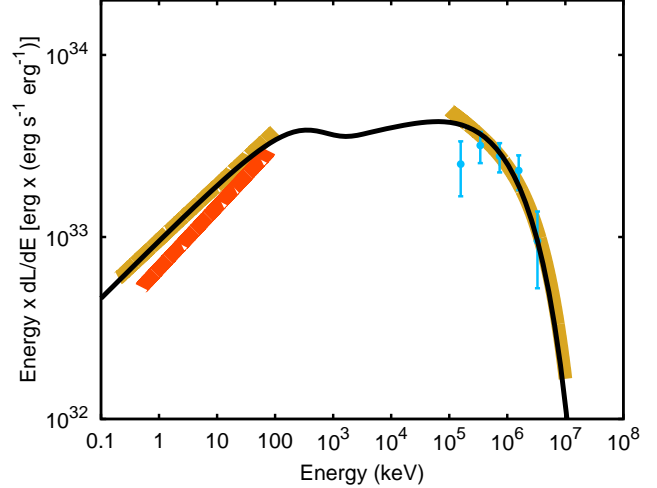


FIG. 3.— Average SED observed from PSR J1023+0038 (orange stripe and cyan points) and XSS J12270-4859 (yellow stripe; see Papitto et al. 2014 and references therein) for a distance of 1.4 kpc. The model of the XSS J12270-4859 SED, obtained for $\xi = 0.15$, $k_{ej} = 0.99$ and $\omega_* = 2.5$ (see Table 1) is plotted as a black solid line.

clude that the accretion disk efficiency must be lower than 20 per cent (note that according to our definitions, the efficiency of a geometrically thin, optically thick disk that emits all of its energy in X-rays is $\eta = 0.5$).

4.1. A comparison with XSS J12270-4859

The generic idea behind the model used here to interpret the emission observed from PSR J1023+0038 in the sub-luminous disk state has been previously successfully applied to the emission of XSS J12270-4859 in the same state (P14). However, in that paper it was assumed that all the gravitational energy gave off by the matter in-flow was available to power the propeller emission and outflow, and consequently, the interplay between the disk and the propeller luminosities was not explored as done above. Considering the formalism developed in Sec. 3, that assumption corresponds to the case $\eta = 0$ and $\xi = 1$. This case is extreme and probably unlikely, since it would require an X-ray *dark* accretion flow.

However, the similarities between the average SED observed from these two sources, and the results obtained in the case of PSR J1023+0038 (see Sec. 4), indicate that our modelling works also in the case of XSS J12270-4859. This is emphasized in Fig. 3, where the high energy SED of XSS J12270-4859 is overplotted as a yellow stripe to the SED of PSR J1023+0038. A distance of 1.4 kpc was considered, equal to the value indicated by the dispersion measure of the radio pulsed signal observed by Roy et al. (2015), and at the lower bound of the 1.4-3.6 kpc range determined by De Martino et al. (2013).

The spin period of XSS J12270-4859 is very similar to that of PSR J1023+0038 ($P = 1.69 \text{ ms}$), and the magnetic moment can be estimated as $\mu_{26} = 1.13 I_{45}^{1/2} (1 + \sin^2 \alpha)^{-1/2} \text{ G cm}^3$ from the observed spin down rate (Roy et al. 2015). We modelled the SED of XSS J12270-4859 using similar parameters than those used for PSR J1023+0038, and $\omega_* = 2.5$ (see Table 1), obtaining the model plotted as a black solid line in Fig. 3.

5. DISCUSSION

From a theoretical point of view, three possibilities are open to explain the complex phenomenology of PSR J1023+0038

TABLE 1
MODEL PARAMETERS USED TO MODEL THE SED OF PSR J1023+0038 AND XSS J12270-4859.

ξ	k_{ej}	ω_*	R_{in} (km)	\bar{B} (MG)	\dot{M}	L_{prop}	n_e (10^{18} cm $^{-3}$)	V (10^{15} cm 3)	L_{ssc}/L_{sync}	L_{accr}^X	η_{accr}^X
PSR J1023+0038											
0.15	0.99	1.50	31.2	2.6	2.7	1.96	54	6×10^{-4}	5.0	0.65	0.06
0.15	0.99	1.75	34.6	1.9	1.9	2.23	10	0.01	2.8	0.59	0.08
0.15	0.99	2.00	37.8	1.5	1.4	2.43	5.0	0.04	2.4	0.55	0.11
0.15	0.99	2.25	40.9	1.15	1.1	2.56	2.1	0.19	2.04	0.51	0.14
0.15	0.99	2.50	43.8	0.94	0.8	2.62	1.3	0.50	1.9	0.48	0.17
XSS J12270-4859											
0.15	0.99	2.50	43.8	1.34	2.4	2.62	1.7	0.21	2.2	0.55	0.08

NOTE. — Input parameters are listed in the leftmost three columns. Physical quantities obtained using the analytical relations given in text, are listed in columns 4-8. Parameters estimated from the modelling of the observed SED are given in the five rightmost columns. Luminosities are given in units of 10^{34} erg s $^{-1}$, while the mass in-flow rate is expressed in units of 10^{-11} M_{\odot} yr $^{-1}$.

(and possibly other transitional pulsars) in the sub-luminous disk state: a rotation-powered pulsar, accretion onto the NS surface, and a propeller regime. In the following we discuss these possibilities on the basis of the phenomenology observed.

5.1. Rotation-powered pulsar scenario

Stappers et al. (2014), Takata et al. (2014), Coti Zelati et al. (2014) and Li et al. (2014) discussed the phenomenology observed from PSR J1023+0038 in terms of a rotation-powered pulsar active even in the presence of an accretion disk, the radio coherent pulsation being washed out by the enshrouding of the system by intra-binary material. According to these models, the relativistic wind of particles emitted by the pulsar in this state is responsible for the emitted gamma-rays.

Stappers et al. (2014) and Coti Zelati et al. (2014) proposed that the shock between the pulsar wind of particles and the mass in-flow would be the most likely region where the gamma-ray emission is generated, as this would explain the correlation between the observed increase of the gamma-ray emission and the formation of a disk in the system. On the other hand, Takata et al. (2014) and Li et al. (2014) interpreted the gamma-ray emission observed in the sub-luminous disk state through inverse Compton scattering of UV disk photons off the cold pulsar wind. Furthermore they assumed that the X-rays were due to synchrotron emission taking place in the shock between the pulsar wind and the plasma in-flow. Such a shock would be expected to be stronger in the sub-luminous disk state than in the pulsar state, as a larger fraction of the pulsar wind would be intercepted, thus yielding the increased X-ray emission observed.

These ideas are similar to those used for gamma-ray binaries such as LS 5039 or LS I +61 303, where also wind and inter-wind shocks are studied as possible providers of accelerated electrons (e.g., Dubus 2006; Sierpowska-Bartosik & Torres 2008).

The main problematic aspect in applying any rotation-powered scenario to the sub-luminous disk state of PSR J1023+0038 is the observation of coherent X-ray pulsations with an rms amplitude of ≈ 6 per cent during the accretion disk state. Even if X-ray pulsations were observed also during the rotation-powered state, the pulsed 0.5-10 keV X-ray luminosity was 1.2×10^{31} erg s $^{-1}$ (Archibald et al. 2010), roughly one order of magnitude lower than the pulsed luminosity observed during the disk state, 2.5×10^{32} erg s $^{-1}$ (Archibald et al. 2014). Synchronous switching of the ra-

dio and X-ray pulsations properties has been observed from rotation-powered pulsars, and interpreted as due to global changes of the magnetospheric conditions (Hermsen et al. 2013). However, to interpret the X-ray pulsations observed from PSR J1023+0038 in the disk state as rotation-powered, one should admit that when a disk is present the pulsed flux increases by more than one order of magnitude with respect to the case of an unperturbed magnetosphere. This is contrary to the expectation that high-density plasma from the accretion process shorts out the electric fields which power the electron/positron acceleration in the vacuum gaps, switching off rotation-powered pulsations (see, e.g. Illarionov & Sunyaev 1975). We consider such a scenario as highly unlikely. Furthermore, the X-ray pulsations observed from PSR J1023+0038 during the disk state are sinusoidal and have a non-thermal energy distribution (Archibald et al. 2014), whereas non-thermal X-ray pulsations observed from rotation-powered pulsars are typically narrow peaked (Zavlin 2007).

In addition to X-ray pulsation, the high conversion efficiency of the spin down power required to explain the observed radiation also disfavors a rotation-powered scenario. If a radio-pulsar is switched on, the spin-down power of 4.4×10^{34} erg s $^{-1}$ is the dominant source of energy for the system; as a matter of fact, for the radio-pulsar to be active the inner disk radius must lie beyond the light-cylinder radius R_{lc} (80.6 km in the case of PSR J1023+0038), and in such a case, the implied mass in-flow rate of less than $\approx 10^{-12}$ M_{\odot} yr $^{-1}$ (see Eq. 4) would yield an accretion luminosity of $< 10^{33}$ erg s $^{-1}$. The sum of the average luminosity observed from PSR J1023+0038 in the 0.3–79 keV and 0.1–100 GeV energy bands amounts to $\simeq 1.7 \times 10^{34}$ erg s $^{-1}$, a value that implies a spin-down power conversion efficiency of $> 40\%$. A similar value is already larger than the values observed from rotation-powered pulsars, which typically convert 0.1 (Possenti et al. 2002; Vink et al. 2011) and 10 per cent (Abdo et al. 2013) of their spin down power into observable X-rays and gamma-rays, respectively. In addition, if one considers that the spectral energy distribution is most likely flat (or even peaks) in the 1-10 MeV energy range where observations lacks (see Fig. 1 of this paper, and Fig. 18 of Tendulkar et al. 2014), the total power obtained modelling the SED with two smooth components easily attains a value of the order of the spin down power or larger (indeed, the power of most of the models listed in Table 1 exceeds such a threshold). Note that a total luminosity significantly exceeding the

spin down power would directly exclude a rotation-powered scenario.

Furthermore, the strong flickering observed in X-rays makes the case for the spin-down power being the lone source of energy even more unlikely. The peak observed X-ray luminosity is of the order of $\approx 2 \times 10^{34}$ erg s $^{-1}$ (Patruno et al. 2014; Tendulkar et al. 2014), i.e. roughly 40 per cent of the spin down power, alone. No information is available about the correlation between the X-ray and the gamma-ray luminosity on short time-scales, but it is clear that unless they are strictly anti-correlated, this likely implies the limit set by the spin down power to be exceeded at the peak of flares. Furthermore, the power emitted through synchrotron emission only depends on the acceleration efficiency, the solid angle under which the shock is seen by the isotropic pulsar wind, and the bow-shock geometry (Arons & Tavani 1993). It seems highly unlikely that these may produce the variability of the X-ray emission by up to two orders of magnitude observed over time-scales of few tens of seconds from PSR J1023+0038.

5.2. Accreting NS scenario

The most immediate interpretation of the coherent X-ray pulsations observed from PSR J1023+0038 is then in terms of accretion of at least part of the disk in-flow close to the NS magnetic poles. However, in Sec. 3 we already showed that assuming that the observed average X-ray luminosity L_X is entirely due to accretion onto the NS surface, the implied mass accretion rate onto the NS surface is $\dot{M}_{NS} < 6 \times 10^{-13}$ M $_{\odot}$ yr $^{-1}$ (see Eq. 5). According to Eq. 4, and considering the value of the dipole magnetic moment of PSR J1023+0038 measured from the spin down rate, at such a mass accretion rate the disk would be truncated beyond the light-cylinder radius. Such a large value clearly violates the criterion for accretion onto the NS surface to proceed. In order to keep the accretion disk radius closer to the co-rotation radius, we thus had to assume that the disk mass accretion rate was much larger than the rate at which mass is effectively accreted onto the NS, and that the excess disk mass is ejected by the system.

In addition, the simultaneous observation of a bright gamma-ray emission would be unexplained by a fully-accreting scenario, considering that the transitional pulsars PSR J1023+0038 and XSS J12270-4859 are the only LMXB from which a Fermi gamma-ray counterpart could be securely identified among a population of > 200 known accreting LMXB, and this is unlikely to be the result of a selection effect. The $5\text{-}\sigma$ sensitivity flux level above 100 MeV of the 3FGL Fermi catalogue (The Fermi-LAT Collaboration 2015) for sources at high (low) galactic latitude⁵ is in fact 2×10^{-9} cm $^{-2}$ s $^{-1}$ (10^{-8} cm $^{-2}$ s $^{-1}$), assuming a power-law spectrum with index equal to 2. This corresponds to $\simeq 1.5 \times 10^{-12}$ erg cm $^{-2}$ s $^{-1}$ ($\simeq 7.5 \times 10^{-12}$ erg cm $^{-2}$ s $^{-1}$). A steady 0.1-100 GeV flux like the one observed from PSR J1023+0038 in the *sub-luminous* disk state, $F = (4.6 \pm 0.6) \times 10^{-11}$ erg cm $^{-2}$ s $^{-1}$ (see Takata et al. 2014, and Sec. 2), would have been observed by Fermi/LAT up to $\simeq 7$ kpc (3.3 kpc if the source were at a lower latitude). On the other hand, a high-latitude low-mass X-ray binary like Cen X-4 is instead located at a similar distance than PSR J1023+0038, 1.2 kpc, and would have then been easily seen by Fermi/LAT, while it has not been detected so far.

5.3. Propeller scenario

A scenario based on a propelling NS with an accretion rate of few $\times 10^{-11}$ M $_{\odot}$ yr $^{-1}$ naturally reproduces the bolometric luminosity between few $\times 10^{34}$ erg s $^{-1}$, observed from transitional pulsars like PSR J1023+0038 and XSS J12270-4859 in the disk sub-luminous state (see Fig. 1 of this paper, and Fig. 2 of Campana et al. 1998a). We showed that we could reproduce the gamma-ray part of the SED as due to self-synchrotron Compton emission originated at the turbulent boundary between a propelling magnetosphere and the disk in-flow, assuming that there is a region where electrons can be accelerated to relativistic energies. The X-ray emission is instead due by the sum of synchrotron emission originated from the same region, and by the luminosity emitted by the accretion flow. For the accretion flow luminosity not to exceed the observed X-ray luminosity, an X-ray disk radiative efficiency of less than 20 per cent is requested.

The observed SED was reproduced by our modelling considering values of the fastness between 1.5 and 2.5, and assuming that 99 per cent of the disk flow is ejected by the NS, and that 15 per cent of the gravitational energy advected in the disk is available to power the propeller radiative emission. For the considered values of the fastness, the disk-magnetospheric boundary is highly magnetized ($\approx 10^6$ G; resulting from the dipolar contribution from the pulsar) to produce a synchrotron emission cut-off at energies of about 1–10 MeV. If the acceleration region is small enough it can then give a sizable SSC contribution, enough to explain the observed gamma-ray emission. Our modelling indicates that a region with a volume of $V \lesssim 10^{15}$ cm 3 is needed, corresponding to a sphere of radius equal to $\lesssim 1$ km. Such a relatively small size could be attained if the acceleration process takes place, e.g., in filaments along the magnetic field lines at localized spots of the disk-magnetospheric boundary. As the volume of the emitting region decreases with decreasing ω_* , we find the higher values of ω_* considered in this work (i.e. between 2 and 2.5) more likely. For similar values of ω_* , 3D MHD simulations performed by (Lii et al. 2014) showed that accretion and ejection of matter can coexist, with most of the matter being flung out by the fast rotating magnetosphere.

The impossibility of observationally separating contributions of the accretion flow and the propeller just at the X-ray domain, is however partially limiting the model testing. This gives a larger phase space of plausible parameters for the accretion flow component, which can accommodate several different values of the fastness (see Table 1). This translates into a range of possible mass in-flow rate, between 1 and 3×10^{-11} M $_{\odot}$ yr $^{-1}$. It is also true that the more direct, testable model predictions happen in a range of energies with no sensitive coverage (at the tens of MeV regime), or at timescales for which Fermi-LAT is not enough sensitive to track them (e.g., searches for correlation of gamma-ray and X-ray fluxes at the 100 s timescales cannot proceed). We also note that this model predicts no detectable TeV counterparts, what can be proven by extrapolating the predicted (or fitted) gamma-ray spectra to this domain and comparing with sensitivities of current or foreseen instruments (Actis et al. 2012).

A Fermi process is a possible mechanism to accelerate electrons in the magnetized, shocked environment expected at the boundary between the disk and a propelling magnetosphere (Bednarek 2009; Torres et al. 2012; Papitto et al. 2012). In P14, we assumed that a first-order process injected energy in

⁵ see http://www.slac.stanford.edu/exp/glast/groups/canda/lat_Performance.htm for a plot of the sensitivity attained in four years.

the electron distribution at a rate:

$$\ell_{acc} = 1.4 \times 10^5 \xi_{0.01} \bar{B}_6 \text{ erg s}^{-1}, \quad (22)$$

where $\xi_{0.01}$ is the acceleration parameter in units of 0.01, and \bar{B}_6 is the strength of the magnetic field at the interface \bar{B} , in units of 10^6 G. In P14 we showed that the most efficient radiative processes at the boundary between an accretion disk and the propelling magnetosphere of a ms pulsar are synchrotron interaction of the accelerated electrons with the NS field lines, and Compton up-scattering of the synchrotron photons by the same population of relativistic charges. Synchrotron losses proceed at a rate:

$$\ell_{syn} = 1.1 \times 10^5 \bar{B}_6^2 \gamma_4^2 \text{ erg s}^{-1}, \quad (23)$$

where γ_4 is the maximum electron energy γ_{max} in units of 10^4 , while we assume SSC losses to be $\ell_{SSC} = (f - 1)\ell_{syn}$, where f is implicitly defined as the ratio between the total luminosity ($\ell_{syn} + \ell_{SSC}$) and the synchrotron luminosity ℓ_{syn} . Equating these radiative losses to the energy input of the Fermi process of electron acceleration (Eq. 22) yields the maximum electron energy :

$$\gamma_{max} = 8.2 \times 10^3 f_2^{-1/2} \xi_{0.01}^{1/2} \bar{B}_6^{-1/2}, \quad (24)$$

where f_2 is the ratio between the total (synchrotron+SSC) and the synchrotron luminosity f , in units of 2. The observed high-energy cut-off of the observed spectral energy distribution indicates $\gamma_{max} = 10^4$, and the values of f and \bar{B} of our modelling (see Table 1) indicates that the previous relation is satisfied for an acceleration parameter ξ ranging from 0.03 to 0.1.

Reconnection of magnetic lines twisted in the turbulent region could also provide accelerated particles. Such possibilities in the case of a white dwarf propeller was studied by Meintjes & de Jager (2000) for the case of AE Aqr.

According to our model, a relatively strong magnetic torque is needed to power a propeller emission of $\simeq 2.5 \times 10^{34}$ erg s^{-1} , i.e. of the order of that observed in X-rays and gamma-rays from a system like PSR J1023+0038 in the *sub-luminous* disk state. For $\omega_* = 2.5$, the torque expressed by Eq. 17 corresponds to an expected spin-down rate, $\dot{\nu} = N_{mag}/2\pi I \simeq -4 \times 10^{-15}$ Hz/s, where a NS moment of inertia $I = 10^{45}$ g cm^2 was assumed. Lower values of the fastness give a larger expected spin down rate. If the system is in a propeller state, a $\dot{\nu}$ larger by more than a factor of 2 with respect to that observed when the system is observed as a radio pulsar ($\dot{\nu}_{dip} = -1.9 \times 10^{-15}$ Hz s^{-1} , Archibald et al. 2013), is then expected. The spin evolution during the disk state can be estimated by following the variations of the spin frequency measured from X-ray pulsations emitted in such a state, and/or by a comparison with the frequency of radio pulsations that will be observed when the rotation-powered pulsar will be back on. Such a measure will then allow us to estimate the torque acting onto the NS, and test our assumption that the system lies in a propeller state when it has a disk.

The variability of the X-ray emission over time-scales of few tens of seconds is a characteristic feature of millisecond pulsars in the disk sub-luminous state. In the context of the propeller model we propose, it can be attributed to variations of the mass-inflow rate (see Eq. 17), and the related response of the fastness and of the location of the inner disk radius (Eq. 4). The observed variability time-scales are indeed compatible with the viscous time-scales in the inner parts of an accretion disk, as noted by Patruno et al. 2014. However, the

lack of information on the possible correlation between X-ray and gamma-ray emission on time-scales of few hundreds of seconds prevents us to model the variability of the SED, as it was done for the average SED. Linares et al. (2014) and Patruno et al. (2014) argued that at the lowest X-ray luminosity observed in the case of M28I and PSR J1023+0038, respectively, $L_X \simeq 5 \times 10^{32}$ erg s^{-1} , the inner disk radius could expand beyond the co-rotation surface and a radio pulsar turn on. Even in this case, the same considerations based on the energy budget made in Sec. 5.2 suggest us to exclude a scenario in which the observed gamma-rays owe only to intervals during which a rotation-powered pulsar would be turned on. Tendulkar et al. (2014) showed that PSR J1023+0038 spends less than 25 per cent of the time in the low/dipping state; if gamma-rays are only produced in this state a 0.1–100 GeV luminosity equal to four times the observed one (i.e., $\approx 4 \times 10^{34}$ erg s^{-1}) would be implied. This would require conversion efficiency of spin down power into gamma-rays of 90 per cent, not taking into account the emission not falling into the LAT energy band.

Also the bright, flat-spectrum radio emission observed from transitional ms pulsars in the *sub-luminous* disk state (Hill et al. 2011; Deller et al. 2014) can be taken as an indication of synchrotron emission originating from an outflow from the system. As we already noted in P14, the properties of the emitting region where we assumed that the high-energy emission originate are such that synchrotron emission would be self-absorbed. The observed radio emission should then be produced by a wider, optically thinner region such as a compact jet.

The necessity that a pulsar in a LMXB passes through a propeller regime when the mass accretion rate decreases was already identified since decades (Illarionov & Sunyaev 1975), and reproduced by magneto-hydrodynamical simulation (Romanova et al. 2014, and references therein). However, observational evidences have been few and indirect, among which the rapid decrease of the X-ray emission at the end of X-ray outbursts of Aql X-1 (Campana et al. 1998b, 2014), accompanied by a hardening of the X-ray spectral shape (Zhang et al. 1998), is probably the most remarkable. Transitional ms pulsars demonstrated to be exceptional laboratories to study not only the evolutionary link between radio and X-ray millisecond pulsars, but also the centrifugal inhibition of accretion. During its 2013 outburst IGR J18245–2452 showed marked flux and spectral variability that were interpreted by Ferrigno et al. (2014) as due to the onset of propeller reduction of the mass in-flow. Furthermore, we showed how the *sub-luminous* disk state of PSR J1023+0038 can be naturally interpreted with a propeller scenario, similar to the case of XSS J12270-4859 (Papitto et al. 2014). Future observations will be fundamental to detect direct evidences of out-flowing plasma, such as spectral lines and a possible correlation between the radio and X-ray emission. Also, they will be used to extend the knowledge of the SED and possibly detect an excess of emission with respect to the spin-down power, which would rule out a rotation-powered pulsar interpretation.

ACKNOWLEDGMENTS

We acknowledge support from the the grants AYA2012-39303 and SGR 2014-1073. AP is supported by a Juan de la Cierva fellowship. DFT further acknowledges the National Natural Science Foundation of China via NSFC-11473027 and the Chinese Academy of Sciences visiting professorship

program 2013-T2J0007. We thank L. Burderi, E. de Oña Wilhelmi, T. Di Salvo, J. Li, N. Rea and M. Romanova for useful discussion and comments. We acknowledge the International Space Science Institute (ISSI) that funded an international team devoted to the study of transitional ms pulsars where

this work has been discussed, and we thank all the members of the team for the fruitful discussions. We thank the anonymous referee for his/her useful comments and suggestions, as well as Jason Hessels and Amruta Jaodand for their comments and for identifying a few typos in the first version of the manuscript.

REFERENCES

- Abdo, A. A., Ajello, M., Allafort, A., et al. 2013, *ApJS*, 208, 17
- Actis, E. V., Huang, D., Márquez, R., et al. 2012, in *IAU Joint Discussion, Vol. 7, IAU Joint Discussion*, 28P
- Alpar, M. A., Cheng, A. F., Ruderman, M. A., & Shaham, J. 1982, *Nat.*, 300, 728
- Archibald, A. M., Kaspi, V. M., Bogdanov, S., et al. 2010, *ApJ*, 722, 88
- Archibald, A. M., Kaspi, V. M., Hessels, J. W. T., et al. 2013, *ArXiv e-prints*, arXiv:1311.5161
- Archibald, A. M., Stairs, I. H., Ransom, S. M., et al. 2009, *Science*, 324, 1411
- Archibald, A. M., Bogdanov, S., Patruno, A., et al. 2014, *ArXiv e-prints*, arXiv:1412.1306
- Armas Padilla, M., Degenaar, N., & Wijnands, R. 2013a, *MNRAS*, 434, 1586
- Armas Padilla, M., Wijnands, R., & Degenaar, N. 2013b, *MNRAS*, 436, L89
- Arons, J., & Tavani, M. 1993, *ApJ*, 403, 249
- Bassa, C. G., Patruno, A., Hessels, J. W. T., et al. 2014, *MNRAS*, 441, 1825
- Bednarek, W. 2009, *MNRAS*, 397, 1420
- Bernardini, F., Cackett, E. M., Brown, E. F., et al. 2013, *MNRAS*, 436, 2465
- Bisnovatyi-Kogan, G. S., & Komberg, B. V. 1974, *Sov. Astron.*, 18, 217
- Bogdanov, S., Archibald, A. M., Hessels, J. W. T., et al. 2011, *ApJ*, 742, 97
- Bogdanov, S., & Halpern, J. P. 2015, *ArXiv e-prints*, arXiv:1503.01698
- Bogdanov, S., Patruno, A., Archibald, A. M., et al. 2014a, *ApJ*, 789, 40
- Bogdanov, S., Archibald, A. M., Bassa, C., et al. 2014b, *ArXiv e-prints*, arXiv:1412.5145
- Bozzo, E., Stella, L., Vietri, M., & Ghosh, P. 2009, *A&A*, 493, 809
- Burderi, L., Possenti, A., D'Antona, F., et al. 2001, *ApJ*, 560, L71
- Cackett, E. M., Fridriksson, J. K., Homan, J., Miller, J. M., & Wijnands, R. 2011, *MNRAS*, 414, 3006
- Campana, S., Brivio, F., Degenaar, N., et al. 2014, *MNRAS*, 441, 1984
- Campana, S., Colpi, M., Mereghetti, S., Stella, L., & Tavani, M. 1998a, *Astron. Astrophys. Rev.*, 8, 279
- Campana, S., & Stella, L. 2003, *ApJ*, 597, 474
- Campana, S., Stella, L., Mereghetti, S., et al. 1998b, *ApJ*, 499, L65
- Casella, P., Altamirano, D., Patruno, A., Wijnands, R., & van der Klis, M. 2008, *ApJ*, 674, L41
- Chakrabarty, D., Tomsick, J. A., Grefenstette, B. W., et al. 2014, *ApJ*, 797, 92
- Coti Zelati, F., Campana, S., D'Avanzo, P., & Melandri, A. 2014, *MNRAS*, 438, 2634
- D'Angelo, C. R., & Spruit, H. C. 2010, *MNRAS*, 406, 1208
- de Cea del Pozo, E., Torres, D. F., & Rodríguez Marrero, A. Y. 2009, *ApJ*, 698, 1054
- De Martino, D., Falanga, M., Bonnet-Bidaud, J.-M., et al. 2010, *A&A*, 515, A25
- De Martino, D., Belloni, T., Falanga, M., et al. 2013, *A&A*, 550, A89
- de Martino, D., Casares, J., Mason, E., et al. 2014, *MNRAS*, 444, 3004
- Degenaar, N., & Wijnands, R. 2012, *MNRAS*, 422, 581
- Degenaar, N., Wijnands, R., Reynolds, M. T., et al. 2014, *ApJ*, 792, 109
- Deller, A. T., Moldón, J., Miller-Jones, J. C. A., et al. 2014, *ArXiv e-prints*, arXiv:1412.5155
- Dubus, G. 2006, *A&A*, 456, 801
- Ekşi, K. Y., & Alpar, M. A. 2005, *ApJ*, 620, 390
- Ekşi, K. Y., Hernquist, L., & Narayan, R. 2005, *ApJ*, 623, L41
- Ferrigno, C., Bozzo, E., Papitto, A., et al. 2014, *A&A*, 567, A77
- Ghosh, P. 2007, *Rotation and Accretion Powered Pulsars* (World Scientific Publishing Co)
- Ghosh, P., & Lamb, F. K. 1979, *ApJ*, 234, 296
- Ghosh, P., Pethick, C. J., & Lamb, F. K. 1977, *ApJ*, 217, 578
- Halpern, J. P., Gaidos, E., Sheffield, A., Price-Whelan, A. M., & Bogdanov, S. 2013, *The Astronomer's Telegram*, 5514, 1
- Hermesen, W., Hessels, J. W. T., Kuiper, L., et al. 2013, *Science*, 339, 436
- Hill, A. B., Szostek, A., Corbel, S., et al. 2011, *MNRAS*, 415, 235
- Illarionov, A. F., & Sunyaev, R. A. 1975, *A&A*, 39, 185
- Li, K. L., Kong, A. K. H., Takata, J., et al. 2014, *ApJ*, 797, 111
- Lii, P. S., Romanova, M. M., Ustyugova, G. V., Koldoba, A. V., & Lovelace, R. V. E. 2014, *MNRAS*, 441, 86
- Linares, M., Bahramian, A., Heinke, C., et al. 2014, *MNRAS*, 438, 251
- Lipunov, V. M. 1987, *Ap&SS*, 132, 1
- Martín, J., Torres, D. F., & Rea, N. 2012, *MNRAS*, 427, 415
- Meintjes, P. J., & de Jager, O. C. 2000, *MNRAS*, 311, 611
- Nolan, P. L., et al. 2012, *VizieR Online Data Catalog*, 219, 90031
- Pallanca, C., Dalessandro, E., Ferraro, F. R., Lanzoni, B., & Beccari, G. 2013, *ApJ*, 773, 122
- Papitto, A., de Martino, D., Belloni, T. M., et al. 2015, *MNRAS*, 449, L26
- Papitto, A., Ferrigno, C., Bozzo, E., et al. 2013, *Nat.*, 501, 517
- Papitto, A., Torres, D. F., & Li, J. 2014, *MNRAS*, 438, 2105
- Papitto, A., Torres, D. F., & Rea, N. 2012, *ApJ*, 756, 188
- Patruno, A., & Watts, A. L. 2012, *arXiv:1206.2727*
- Patruno, A., Archibald, A. M., Hessels, J. W. T., et al. 2014, *ApJ*, 781, L3
- Possenti, A., Cerutti, R., Colpi, M., & Mereghetti, S. 2002, *A&A*, 387, 993
- Radhakrishnan, V., & Srinivasan, G. 1982, *Current Science*, 51, 1096
- Reynolds, M. T., Miller, J. M., Homan, J., & Miniutti, G. 2010, *ApJ*, 709, 358
- Romanova, M. M., Lovelace, R. V. E., Bachetti, M., et al. 2014, in *European Physical Journal Web of Conferences*, Vol. 64, *European Physical Journal Web of Conferences*, 5001
- Roy, J., Ray, P. S., Bhattacharyya, B., et al. 2015, *ApJ*, 800, L12
- Rutledge, R. E., Bildsten, L., Brown, E. F., Pavlov, G. G., & Zavlin, V. E. 2001, *ApJ*, 551, 921
- Saitou, K., Tsujimoto, M., Ebisawa, K., & Ishida, M. 2009, *PASJ*, 61, L13
- Shvartsman, V. F. 1970, *Sov. Astr.*, 14, 527
- Sierpowska-Bartosik, A., & Torres, D. F. 2008, *Astroparticle Physics*, 30, 239
- Spitkovsky, A. 2006, *ApJ*, 648, L51
- Spruit, H. C., & Taam, R. E. 1993, *ApJ*, 402, 593
- Stappers, B. W., Archibald, A. M., Hessels, J. W. T., et al. 2014, *ApJ*, 790, 39
- Strader, J., Chomiuk, L., Sonbas, E., et al. 2014, *ApJ*, 788, L27
- Takata, J., Li, K. L., Leung, G. C. K., et al. 2014, *ApJ*, 785, 131
- Tendulkar, S. P., Yang, C., An, H., et al. 2014, *ApJ*, 791, 77
- The Fermi-LAT Collaboration. 2015, *ArXiv e-prints*, arXiv:1501.02003
- Torres, D. F. 2004, *ApJ*, 617, 966
- Torres, D. F., Rea, N., Esposito, P., et al. 2012, *ApJ*, 744, 106
- Vink, J., Bamba, A., & Yamazaki, R. 2011, *ApJ*, 727, 131
- Wang, Y.-M. 1996, *ApJ*, 465, L111
- Wang, Z., Archibald, A. M., Thorstensen, J. R., et al. 2009, *ApJ*, 703, 2017
- Wijnands, R., & Degenaar, N. 2013, *MNRAS*, 434, 1599
- Wijnands, R., & van der Klis, M. 1998, *Nat.*, 394, 344
- Zavlin, V. E. 2007, *Ap&SS*, 308, 297
- Zhang, S. N., Yu, W., & Zhang, W. 1998, *ApJ*, 494, L71