

Orbital evolution of planetesimals in gaseous disks

Hiroshi Kobayashi^{1*}

*Corresponding author

Email: hkobayas@nagoya-u.jp

¹Department of Physics, Nagoya University, Nagoya, Aichi 464-8602, Japan

Abstract

Planets are formed from collisional growth of small bodies in a protoplanetary disk. Bodies much larger than approximately 1 m are mainly controlled by the gravity of the host star and experience weak gas drag; their orbits are mainly expressed by orbital elements: semimajor axes a , eccentricities e , and inclinations i , which are modulated by gas drag. In a previous study, \dot{a} , \dot{e} , and \dot{i} were analytically derived for $e \ll 1$ and $i \ll H/a$, where H is the scale height of the disk. Their formulae are valid in the early stage of planet formation. However, once massive planets are formed, e and i increase greatly. Indeed, some small bodies in the solar system have very large e and i . Therefore, in this paper, I analytically derive formulae for \dot{a} , \dot{e} , and \dot{i} for $1 - e^2 \ll 1$ and $i \ll H/a$ and for $i \gg H/a$. The formulae combined from these limited equations will represent the results of orbital integration unless $e \geq 1$ or $i > \pi - H/a$. Since the derived formulae are applicable for bodies not only in a protoplanetary disk but also in a circumplanetary disk, I discuss the possibility of the capture of satellites in a circumplanetary disk using the formulae.

Keywords

Planet formation; Asteroids; Comets

Correspondence/Findings

Introduction

Planets are formed in a circumstellar disk composed of gas and solid materials (solids are of the order of 1% in mass). The solid material is initially sub-micron grains, which are controlled by an aerodynamical frictional force that is much stronger than the gravity of the central star (Adachi et al. , 1976, hereafter AHN). As solid bodies grow, gas drag becomes relatively less important. Once bodies get much larger than 1 m, they have Keplerian orbits around the central star that are slightly altered by gas drag; then, their orbits are characterized by orbital elements: semimajor axes a , eccentricities e , and inclinations i . These bodies grow via collisions, and the collisional rates are given by relative velocities determined by e and i (e.g., Inaba et al. , 2001). Damping due to gas drag and stirring by the largest body in each annulus of the disk mainly control e and i , which evolve in the protoplanetary disk during planet formation. In addition, radial drift due to gas drag, which is expressed by \dot{a} , reduces small bodies, which stalls the growth of bodies (e.g., Kobayashi et al. , 2011, 2010). Therefore, the time derivative of a , e , and i (\dot{a} , \dot{e} , and \dot{i}) caused by gas drag are very important for planet formation.

Protoplanets are formed out of collisions with kilometer-sized or larger bodies called planetesimals. While protoplanets grow, e and i of planetesimals are determined by the Hill radius of the protoplanets, and their e and i are smaller than 0.3 unless the protoplanets are greater than ten Earth masses (see equation 15 of Kobayashi et al. , 2010). Therefore, AHN derived formulae of \dot{a} , \dot{e} , and \dot{i} due to gas drag

for a body with low $e \lesssim 0.3$ and $i \ll 0.1$. However, e and i may possibly increase when more massive planets are formed. Indeed, in the solar system, some comets, asteroids, and Kuiper belt objects have very high e and i (e.g., Kobayashi et al. , 2005). In addition, if inclined and eccentric orbits of irregular satellites around Jovian planets are originated from captures due to interaction with circumplanetary disks (e.g., Fujita et al. , 2013), these captured bodies with high e and i evolve their orbits in the disks. Therefore, analytic formulae for \dot{a} , \dot{e} , and \dot{i} for bodies with high e and i are helpful for the analysis of small bodies in the late stage of planet formation.

In this paper, I first introduce a model for gaseous disks such as protoplanetary and circumplanetary disks, and then, I revisit the derivation of Adachi et al. (1976) for the analytic formulae of \dot{a} , \dot{e} , and \dot{i} . Next, I derive \dot{a} , \dot{e} , and \dot{i} for bodies with high e and/or high i . By combining these limited solutions, I construct approximate formulae for \dot{a} , \dot{e} , and \dot{i} , which are applicable for all e and i unless $e \geq 1$ or $i > \pi - H/a$. Lastly, I discuss the orbital evolution of satellites captured by circumplanetary disks using the derived analytic formulae for \dot{a} , \dot{e} , and \dot{i} .

Nebula disk model and gas drag law

In order to evaluate the drag force due to nebula gas, the disk model is set as follows. A gaseous disk rotates around a central object with mass M_* , which is axisymmetric and in a steady state. In a cylindrical coordinate system (r, θ, z) , the gas density ρ is defined from the force equilibrium in the z direction in a vertical isothermal disk as

$$\rho = \frac{\sigma}{\sqrt{\pi}H(r)} \exp\left(-\frac{z^2}{H(r)^2}\right), \quad (1)$$

where $\sigma(r)(= \int_{-\infty}^{\infty} \rho dz)$ is the surface density of the nebula disk, $H(r) = \sqrt{2}c/\Omega_K$ is the disk scale height, $\Omega_K = (GM_*/r^3)^{1/2}$ is the Keplerian angular velocity, and G is the gravitational constant. For simplicity, the r -dependences of σ and c are assumed as $\sigma \propto r^{-\alpha}$, $c \propto r^{-\beta}$, respectively. This relations give $\rho \propto r^{-\alpha'}$, where $\alpha' = \alpha - \beta + 3/2$. In the minimum-mass solar nebula model (Hayashi et al. , 1985), for example, $\alpha = 3/2$ and $\beta = 1/4$. The angular gas velocity Ω_{gas} is obtained from the force equilibrium in the r direction as (Tanaka et al. , 2002)

$$\Omega_{\text{gas}} = \Omega_K \left[1 - \frac{1}{4} \left(\alpha + \beta + \frac{3}{2} \right) \frac{H(r)^2}{r^2} - \frac{\beta}{2} \frac{z^2}{r^2} \right]. \quad (2)$$

In Equation (2), the terms of $\mathcal{O}(z^4/r^4)$ and higher are ignored. This treatment is valid even for investigation of the gas drag effect on highly inclined orbits because the gas drag (and the nebula gas) is negligible at a high altitude ($z \gg H$).

At the midplane of the disk, the relative velocity difference between the gas motion and the Keplerian rotation is given by

$$\eta(r) = \frac{\Omega_K - \Omega_{\text{gas}}}{\Omega_K} \Big|_{z=0} = \frac{1}{4} \left(\alpha + \beta + \frac{3}{2} \right) \frac{H(r)^2}{r^2}. \quad (3)$$

For a body with mass m and radius d , gas drag force per unit mass can be written as AHN

$$\mathbf{F}_d = C_D \pi d^2 \rho \mathbf{u} / 2m = A \rho \mathbf{u}, \quad (4)$$

where C_D is the dimensionless gas drag coefficient, \mathbf{u} is the relative velocity vector between the body and the gas, $u = |\mathbf{u}|$, and $A = C_D \pi d^2 / 2m$. Although C_D depends on Mach number M and Reynolds number Re , C_D is a constant for high Re ($d \gtrsim 1$ km in the minimum-mass solar nebula) or for $M \gg 1$ (e or i is much larger than H/a) (AHN).

General expressions for the change in a , e , and i

In this paper, I investigate the time variations of semimajor axis a , eccentricity e , and inclination i of a body due to gas drag for constant C_D (and then constant A). The time derivatives of a , e , and i are given by AHN as

$$\frac{da}{dt} = -A\rho u \frac{2a}{1-e^2} \left[1 + 2e \cos f + e^2 - (1 + e \cos f)^{3/2} \kappa \cos i \right], \quad (5)$$

$$\frac{de}{dt} = -A\rho u \left[2 \cos f + 2e - \frac{2 \cos f + e + e \cos^2 f}{(1 + e \cos f)^{1/2}} \kappa \cos i \right], \quad (6)$$

$$\frac{di}{dt} = -A\rho u \frac{\cos^2(f + \omega)}{(1 + e \cos f)^{1/2}} \kappa \sin i, \quad (7)$$

where f and ω are the true anomaly and the argument of pericenter, respectively, $\kappa = \Omega_{\text{gas}}/\Omega_{\text{K}} w^{3/2}$, $w = [1 - \sin^2(f + \omega) \sin^2 i]^{1/2}$,

$$\rho = \rho_0 \left(\frac{(1-e^2)w}{1+e \cos f} \right)^{-\alpha+\beta-3/2} \exp \left(-\frac{a^2(1-e^2)^2 w^2 \sin^2(\omega+f) \sin^2 i}{H(r)^2(1+e \cos f)^2} \right), \quad (8)$$

$$u = \frac{v_{\text{K}}(a)}{\sqrt{1-e^2}} [1 + 2e \cos f + e^2 - 2(1 + e \cos f)^{3/2} \kappa \cos i + (1 + e \cos f) \kappa^2 w^2]^{1/2}, \quad (9)$$

ρ_0 is the midplane density at $r = a$, and $v_{\text{K}} = (GM_*/a)^{1/2}$ is the Keplerian velocity. If the variation timescales of a , e , and i are much longer than the orbital time, the evolution of a , e , and i follows the averaged rate. The orbital averaging is taken as

$$\left\langle \frac{da}{dt} \right\rangle = \frac{1}{T_{\text{K}}} \int_0^{T_{\text{K}}} \frac{da}{dt} dt = \frac{1}{2\pi} \int_0^{2\pi} \frac{da}{dt} \frac{(1-e^2)^{3/2}}{(1+e \cos f)^2} df, \quad (10)$$

where $T_{\text{K}} = 2\pi(a^3/GM_*)^{1/2}$ is the Keplerian period. The same averaging is taken for e and i .

Case of low e , i , and η

For $e, i \ll 1$, Adachi et al. (1976) derived the averaged changes in a , e , and i for three cases, (i) $\eta \gg e, i$, (ii) $i \gg e, \eta$, and (iii) $e \gg i, \eta$, and summed up the leading terms for these cases. This method was used to treat u in Equations (5) to (7) analytically: The assumptions simplify as $u \approx \eta + (e/2) \cos f$ in case (i), $u \approx i |\cos(f + \omega)|$ in case (ii), and $u \approx e \sqrt{1 - (3/4) \cos^2 f} + (\eta/2) \cos f \sqrt{1 - (3/4) \cos^2 f}$ in case (iii). Other terms are also simplified, such as $\rho = \rho_0(1 + \alpha' e \cos f)$. Then, the terms are easily averaged over the orbital period by Equation (10).

The derived formulae are in good agreement with the results of orbital integrations for $e \ll 1$ and $i \ll H(a)^2/a^2$. While Adachi et al. (1976) provided the term of i^3 in \dot{a} , they did not take into account the vertical dependence of ρ , which includes other i^3 terms. Since the sum of these i^3 terms is negligible, I thus exclude the i^3 term derived by AHN. Inaba et al. (2001) found that the mean root squares of these limited solutions are in better agreement with the results of orbital evolution than the simple summation

by Adachi et al. (1976). The averaged variation rates of a , e , and i are therefore given by

$$-\frac{\tau_0}{a} \left\langle \frac{da}{dt} \right\rangle_1 = 2 \left\{ \eta^4 + \left(\frac{2i\eta}{\pi} \right)^2 + \left[\frac{2(2E+K)}{3\pi} e\eta + \left(\frac{2E+K}{9\pi} \alpha' + \frac{68E-11K}{54\pi} \right) e^3 \right]^2 \right\}^{1/2} \quad (11)$$

$$-\frac{\tau_0}{e} \left\langle \frac{de}{dt} \right\rangle_1 = \left[\left(\frac{3}{2}\eta \right)^2 + \left(\frac{2}{\pi}i \right)^2 + \left(\frac{2E}{\pi}e \right)^2 \right]^{1/2}, \quad (12)$$

$$-\frac{\tau_0}{i} \left\langle \frac{di}{dt} \right\rangle_1 = \frac{1}{2} \left\{ \eta^2 + \left(\frac{8}{3\pi}i \right)^2 + \left[\frac{2E}{\pi}e \left(1 + \frac{2K-5E}{9E} \cos 2\omega \right) \right]^2 \right\}^{1/2}, \quad (13)$$

where $K = 2.157$ and $E = 1.211$ are the first and second complete elliptic integrals of argument $\sqrt{3/4}$, respectively, and $\tau_0 = (A\rho_0 v_K)^{-1}$ is the stopping time due to gas drag for $u = v_K$. Note that I corrected an error in the factor of the η^2 term for \dot{e} in Adachi et al. (1976), which was pointed out by Kary et al. (1993).

For $i = 0.01$, Equations (11) to (13) are compared with the results of orbital integrations in Figure 1. These formulae are valid unless $e > 0.2$. Moreover, the i dependence in these formulae are valid for $i < H(a)/a$ (see Figure 2).

Case of high eccentricity and low inclination

Here, let us consider the case where e is almost equal to unity and i is much smaller than $H(a)/a$. Expanding Equations (5) to (7) with respect to $(1 - e^2)$ under the assumption of $i \ll H(a)/a$, keeping only the lowest-order terms of $(1 - e^2)$, and applying the orbital averaging such as Equation (10) to these equations,

$$\left\langle \frac{da}{dt} \right\rangle = -\frac{2a}{\tau_0} (1 - e^2)^{-\alpha+\beta-3/2} \Psi, \quad (14)$$

$$\left\langle \frac{de}{dt} \right\rangle = -\frac{1}{\tau_0} (1 - e^2)^{-\alpha+\beta-1/2} \Psi, \quad (15)$$

$$\left\langle \frac{di}{dt} \right\rangle = -\frac{i}{2\tau_0} (1 - e^2)^{-\alpha+\beta-1/2} \Phi_1 \left(1 + \frac{\Phi_2}{\Phi_1} \cos 2\omega \right), \quad (16)$$

where

$$\Psi = \frac{1}{2\pi} \int_0^{2\pi} (1 + \cos f)^{\alpha-\beta+1} (2 - \sqrt{1 + \cos f}) \sqrt{3 - 2\sqrt{1 + \cos f}} df, \quad (17)$$

$$\Phi_1 = \frac{1}{2\pi} \int_0^{2\pi} (1 + \cos f)^{\alpha-\beta-1/2} \sqrt{3 - 2\sqrt{1 + \cos f}} df, \quad (18)$$

$$\Phi_2 = \frac{1}{2\pi} \int_0^{2\pi} (1 + \cos f)^{\alpha-\beta-1/2} \sqrt{3 - 2\sqrt{1 + \cos f}} \cos 2f df. \quad (19)$$

The dependences of \dot{a} and \dot{e} on f are seen in the integral Ψ , while a term proportional to $\sin 2f \sin 2\omega$ in \dot{i} vanishes by the orbital averaging because of an odd function of f . The integrals of Ψ , Φ_1 , and Φ_2 are functions of $\alpha - \beta$. In the minimum-mass solar nebular model, $\alpha - \beta$ is $5/4$, and then, $\Psi = 0.79$, $\Phi_1 = 0.71$, and $\Phi_2 = -0.16$.

The e dependences in these formulae are applicable for $e > 0.9$ as shown in Figure 1. Although the effective range of these formulae is limited, the e dependences improve the high e parts in Equations (11) to (13) as shown below.

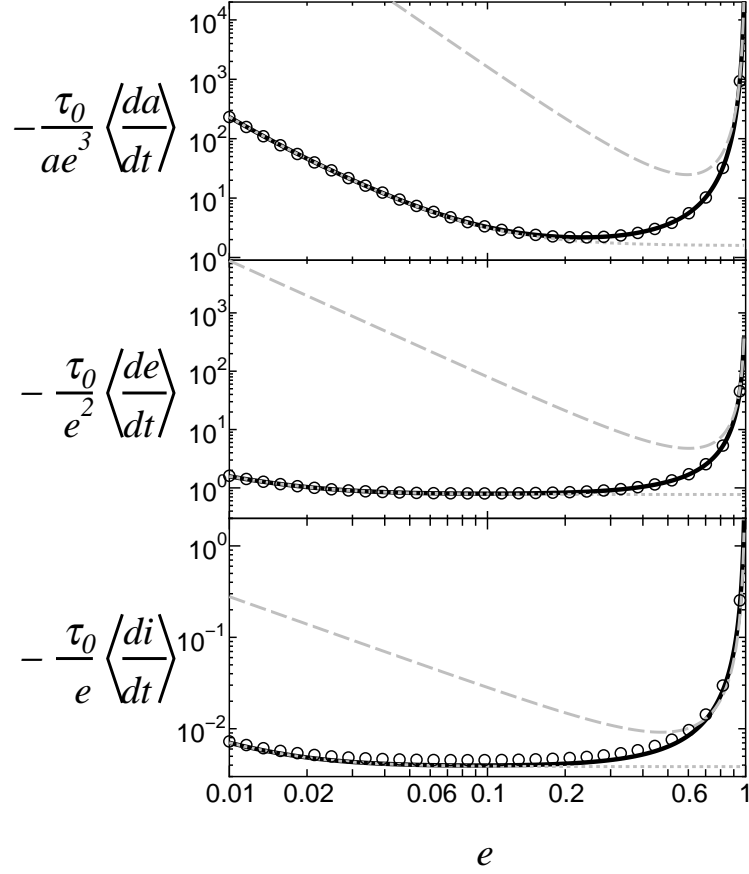


Figure 1 The variation rates of a , e , and i as a function of e for $i = 0.01$ and $\omega = \pi/2$ in the disk with $H(a)/a = 0.1$, $\alpha = 1.5$, and $\beta = 0.25$. Analytic formulae for low e (gray dotted curves), given by Equations (11) to (13), and ones for high e (gray dashed curves), given by Equations (14) to (16), are in good agreement with the results of orbital integration (open circles) for low e or high e , respectively. The combined formulae (solid curves), given by Equations (30) to (38), are valid for the whole region.

Case of high inclination

Next, let us consider highly inclined orbits where $ai/H(a)$ is much larger than unity. Bodies with such a high inclination penetrate the nebula disk twice around the ascending and descending nodes through an orbital period. Gas drag is effective only around the nodes. Since the body experiences significant gas drag around the ascending node ($|f + \omega| \ll 1$), the leading terms of $|f + \omega|$ for Equations (5) to (7) are

$$\frac{da}{dt} = -\frac{2a}{\tau_0(1-e^2)^{3/2}\tilde{r}^{-\beta+5/2}}I(\omega)\exp\left(-\frac{a^2\tilde{r}^2(f+\omega)^2\sin^2 i}{H(r)^2}\right), \quad (20)$$

$$\frac{de}{dt} = -\frac{1}{\tau_0\sqrt{1-e^2}\tilde{r}^{-\beta+5/2}}J(\omega)\exp\left(-\frac{a^2\tilde{r}^2(f+\omega)^2\sin^2 i}{H(r)^2}\right), \quad (21)$$

$$\frac{di}{dt} = -\frac{\sin i}{\tau_0(1-e^2)^{3/2}\tilde{r}^{-\beta+5/2}}K(\omega)\exp\left(-\frac{a^2\tilde{r}^2(f+\omega)^2\sin^2 i}{H(r)^2}\right), \quad (22)$$

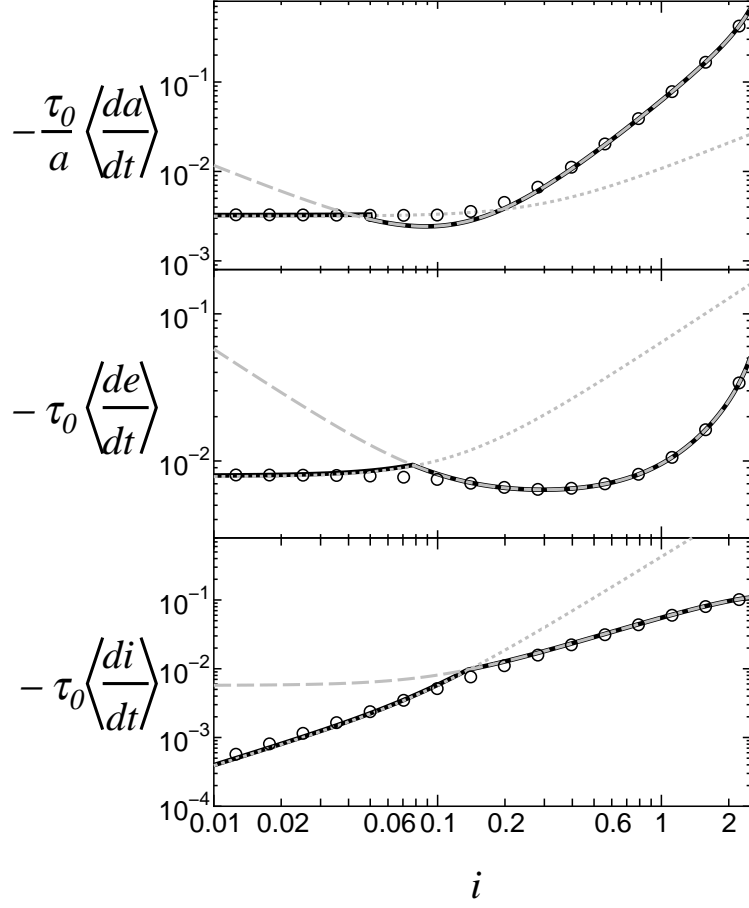


Figure 2 The change rates in a , e , and i as a function of i for $e = 0.1$, and $\omega = \pi/2$ in the same disk as Figure 1. Analytic formulae for low i (gray dotted curves), given by Equations (11) to (13), and those for high i (gray dashed curves), given by Equations (30) to (32), are in good agreement with the results of orbital integration (open circles) for $i \ll H/a$ and $i \gg H/a$, respectively. The combined formulae (solid curves), given by Equations (30) to (38), represent within a factor of 1.5.

where

$$I(\omega) = \tilde{r}^{-\alpha+1} \tilde{u} [1 + 2e \cos \omega + e^2 - (1 + e \cos \omega)^{3/2} \cos i], \quad (23)$$

$$J(\omega) = \tilde{r}^{-\alpha+1} \tilde{u} \left[2(e + \cos \omega) - \left(\cos \omega + \frac{\cos \omega + e}{1 + e \cos \omega} \right) \cos i \sqrt{1 + e \cos \omega} \right], \quad (24)$$

$$K(\omega) = \tilde{r}^{-\alpha+2} \tilde{u} \sqrt{1 + e \cos \omega}, \quad (25)$$

and

$$\tilde{r} = \frac{1 - e^2}{1 + e \cos \omega}, \quad (26)$$

$$\tilde{u} = \sqrt{2 + 3e \cos \omega + e^2 - 2(1 + e \cos \omega)^{3/2} \cos i}. \quad (27)$$

For this derivation, $\Omega_{\text{gas}} = \Omega_{\text{K}}$, since the relative velocity is mainly determined by inclination.

In order to apply averaging over half an orbit around the ascending node, \dot{a} , \dot{e} , and \dot{i} are integrated from $f = -\omega - \pi/2$ to $f = -\omega + \pi/2$. Since \dot{a} , \dot{e} , and \dot{i} are Gaussian functions as shown in Equations (20) to (22), they are negligible for large $(f + \omega)^2$ and the integral is thus approximated to be that over interval $[-\infty, \infty]$ as follows:

$$\int_{-\omega-\pi/2}^{-\omega+\pi/2} \exp\left(-\frac{a^2\tilde{r}^2(f+\omega)^2 \sin^2 i}{H(r)^2}\right) df \simeq \int_{-\infty}^{\infty} \exp\left(-\frac{a^2\tilde{r}^2(f+\omega)^2 \sin^2 i}{H(a\tilde{r})^2}\right) d(f+\omega) \quad (28)$$

$$= \frac{H\tilde{r}^{-\beta+1/2}\sqrt{\pi}}{a \sin i}, \quad (29)$$

where $H = H(a)$. Using this, Equations (20) to (22) are integrated around the ascending node, which results in the averaged variation rates of a , e , and i in half an orbit.

The variation rates due to the penetration near the descending node ($f \approx -\omega - \pi$) are obtained in the same way as above. Summing up the changes at two penetrations, the averaged changes are given by

$$\left\langle \frac{da}{dt} \right\rangle_{\text{high}} = -\frac{a}{\tau_0} \frac{H}{\sqrt{\pi}a(1-e^2)^2 \sin i} [I(\omega) + I(\omega + \pi)], \quad (30)$$

$$\left\langle \frac{de}{dt} \right\rangle_{\text{high}} = -\frac{1}{\tau_0} \frac{H}{2\sqrt{\pi}a(1-e^2) \sin i} [J(\omega) + J(\omega + \pi)], \quad (31)$$

$$\left\langle \frac{di}{dt} \right\rangle_{\text{high}} = -\frac{1}{\tau_0} \frac{H}{2\sqrt{\pi}a(1-e^2)^2} [K(\omega) + K(\omega + \pi)]. \quad (32)$$

The validity of Equations (30) to (32) is shown in Figures 2 and 3. These formulae are applicable for $i > 2H/a$.

Combined equations

The variation rates of a , e , and i in two limited cases for $i \ll H/a$ are derived above. The formulae for low e do not well reproduce the variation rate in $e \sim 1$, while high- e formulae overestimate the values for low e . Combination of low-eccentricity formulae of Equations (11) to (13) with the $1 - e^2$ dependence derived in Equations (14) to (16) gives

$$\left\langle \frac{da}{dt} \right\rangle_{\text{low}} = \left\langle \frac{da}{dt} \right\rangle_1 (1 - e^2)^{-\alpha+\beta-3/2}, \quad (33)$$

$$\left\langle \frac{de}{dt} \right\rangle_{\text{low}} = \left\langle \frac{de}{dt} \right\rangle_1 (1 - e^2)^{-\alpha+\beta-1/2}, \quad (34)$$

$$\left\langle \frac{di}{dt} \right\rangle_{\text{low}} = \left\langle \frac{di}{dt} \right\rangle_1 (1 - e^2)^{-\alpha+\beta-1/2}. \quad (35)$$

These formulae are given in a very simple way, but they are in good agreement with the results of orbital integration if $i < H/2a$ (see Figures 1 to 3).

If $H/2a < i < H/a$, the variation rates of a , e , and i are obtained from combination of the low- i

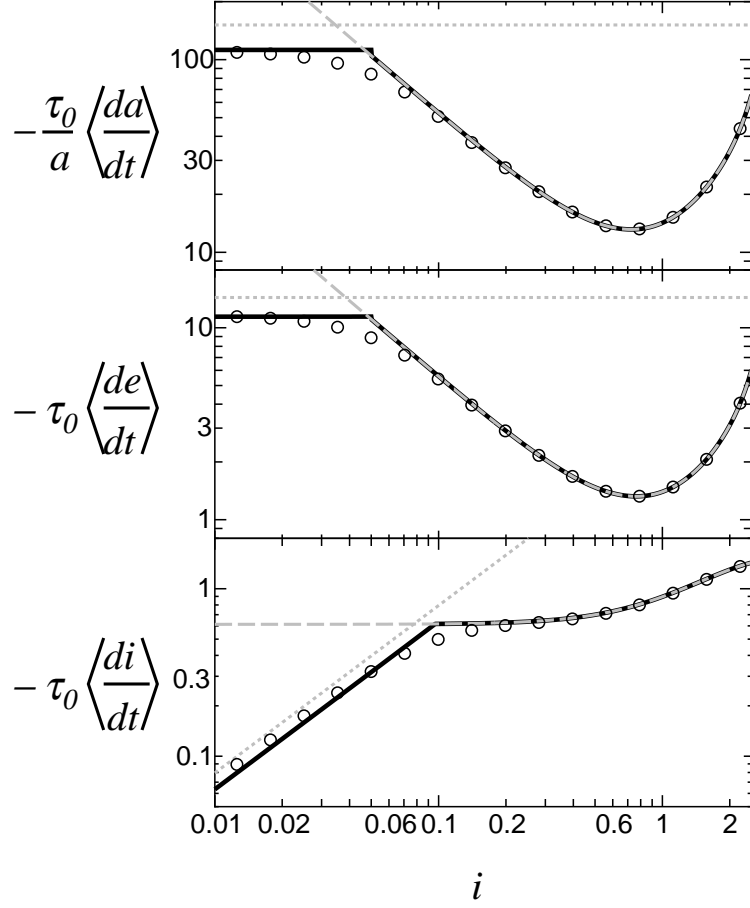


Figure 3 Same as Figure 2, but for $e = 0.9$ and dotted lines given by Equations (14) to (16).

formulae of Equations (33) to (35) and the high- i formulae of Equations (30) to (32).

$$\left\langle \frac{da}{dt} \right\rangle_{\text{mid}} = \text{MIN} \left(\left\langle \frac{da}{dt} \right\rangle_{\text{low}}, \left\langle \frac{da}{dt} \right\rangle_{\text{high}} \right), \quad (36)$$

$$\left\langle \frac{de}{dt} \right\rangle_{\text{mid}} = \text{MIN} \left(\left\langle \frac{de}{dt} \right\rangle_{\text{low}}, \left\langle \frac{de}{dt} \right\rangle_{\text{high}} \right), \quad (37)$$

$$\left\langle \frac{di}{dt} \right\rangle_{\text{mid}} = \text{MIN} \left(\left\langle \frac{di}{dt} \right\rangle_{\text{low}}, \left\langle \frac{di}{dt} \right\rangle_{\text{high}} \right), \quad (38)$$

where $\text{MIN}(D, E)$ is the smaller of D and E .

In conclusion, the variation rates for a , e , and i are approximately given by

- Equations (33) to (35) for $i \leq H/2a$,
- Equations (36) to (38) for the intermediate inclination ($H/2a < i \leq 2H/a$),
- Equations (30) to (32) for $i > 2H/a$.

In the intermediate i , the formulae tend to deviate from the right values but the accuracies are within a factor of 1.5 (see Figures 1 to 3). It should be noted that these formulae are not applicable to the case of $i > \pi - H/a$ where a body experiences gas drag with relative velocity $\sim v_K$ not only around the nodes but also for a whole orbit.

Application to captured satellites

Jovian planets have many satellites, which may be formed in circumplanetary disks. Satellites close to planets mainly have circular and coplanar orbits and may be formed in the disks. However, distant satellites tend to have inclined orbits. Here, I discuss the possibility of the capture of satellites in the disks because the formulae for \dot{a} , \dot{e} , and \dot{i} that I derive in this paper are applicable to bodies with high e and i .

Orbital evolution of bodies with high e is predicted from these analytic formulae. When a body is captured by gas drag in a circumplanetary disk, e of the captured body is approximately 1. For $e > 0.9$, $|\dot{e}|/e$ and $|\dot{a}|/a$ are very large. Variation rate of the pericenter distance q is much smaller than those of a and e . Indeed, $\dot{q} = (1 - e)\dot{a} - a\dot{e}$ is estimated to be zero in Equations (14) and (15). The result is caused by the neglect of the higher terms of $(1 - e^2)$, and these higher $(1 - e^2)$ terms give \dot{q}/q a positive value but \dot{q}/q is much smaller than $|\dot{a}|/a$ and $|\dot{e}|/e$. Therefore, the orbital evolution occurs along with almost constant q . With decreasing e , the orbital evolution changes. Since $|\dot{a}|/a$ becomes smaller than $|\dot{e}|/e$ for $e < 0.5$ to 0.6, e decreases with almost constant a . Once $e \ll \eta$, \dot{a} becomes dominant for the orbital evolution; the body drifts to the host planet in the timescale of $\tau_0/2\eta^2$.

The bodies that will be satellites are temporally captured by a planet at first (Suetsugu and Ohtsuki, 2013; Suetsugu et al., 2011), and the apocenter distances of the bodies decrease to less than the Hill radius of the host planet during the temporal capture of bodies (e.g., Fujita et al., 2013). The change of orbital eccentricity in an orbit around the host planet is given by $\Delta e \approx \langle \dot{e} \rangle T_K$. The body is fully captured by gas drag if $f_{\text{cap}} \Delta e \sim 1$ during the temporal capture, where f_{cap} is the number of close encounters with the planet during the temporal capture. Using the combined formulae (Equations 30 to 38) at $e = 1$, Δe is given by $C_1(i) T_K(q) / \tau_0(q)$, where $T_K(q)$ and $\tau_0(q)$ are T_K and τ_0 at the pericenter distance q , respectively. Therefore, the necessary condition for capture is given by

$$\rho \gtrsim 4 \times 10^{-9} C_1(i)^{-1} \left(\frac{f_{\text{cap}}}{100} \right)^{-1} \left(\frac{d}{100 \text{ km}} \right) \left(\frac{q}{5.4 \times 10^7 \text{ km}} \right)^{-1} \left(\frac{\rho_d}{1 \text{ g cm}^{-3}} \right) \text{ g cm}^{-3}, \quad (39)$$

where the interior density of bodies, ρ_d , is assumed to be 1 g cm^{-3} , the Hill radius of Jupiter is applied to q , and f_{cap} is possibly approximately 100 (Suetsugu and Ohtsuki, 2013; Suetsugu et al., 2011). As shown in Figure 4, $C_1(i)$ is mainly 0.1 to 10. This density is comparable to or less than the ‘minimum mass subnebula’ disk that contains a mass in solids equal to the mass of current Jovian satellites and gas according to the solar composition (Canup and Ward, 2002). It should be noted that the temporally captured bodies are significantly affected by the central star. However, the temporally captured bodies rotate around the host planet, which means that the perturbation by the central star is roughly canceled out in a temporally captured orbit. Therefore, the energy loss due to gas drag estimated above may lead to bound orbits.

Inclination decreases during the full capture by gas drag, which is estimated as $C_2(i) = [(\langle \dot{i} \rangle / i)(e / \langle \dot{e} \rangle)]_{e=1}$ in Figure 4. The initial inclination is damped during capture for $20^\circ < i < 30^\circ$, while inclinations remain high after capture for other i .

However, inclinations keep decreasing due to gas drag after capture. A dissipation time of the disk, T_{disk} , that is shorter than the damping time of inclination is thus necessary for the formation of high-inclination

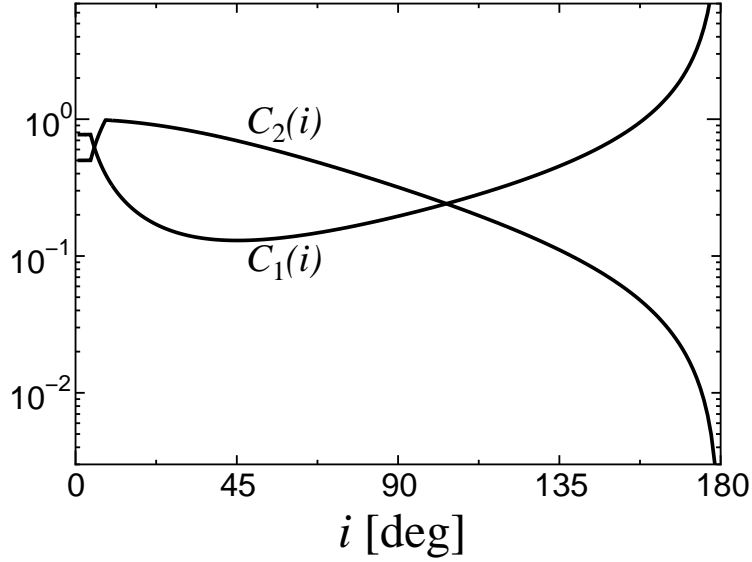


Figure 4 $C_1(i) \equiv (\Delta e)_{e=1} \tau_0(q)/T_K(q)$ and $C_2(i) \equiv (\langle \dot{i} \rangle / i \langle \dot{e} \rangle)_{e=1}$ derived from the combined equations (Equations 14 to 16).

satellites:

$$\begin{aligned}
 T_{\text{disk}} &\lesssim i/|\langle \dot{i} \rangle| \sim f_{\text{cap}} T_K(q)/C_2(i) \\
 &\sim 7 \times 10^3 \left(\frac{f_{\text{cap}}}{100} \right) \left(\frac{C_2(i)}{0.1} \right)^{-1} \left(\frac{q}{5.4 \times 10^7 \text{ km}} \right)^{3/2} \left(\frac{M_p}{2 \times 10^{30} \text{ g}} \right)^{-1/2} \text{ yr}, \quad (40)
 \end{aligned}$$

where M_p is the host planet mass. Since the dissipation processes of circumplanetary disks are not clear yet (Fujii et al. , 2014), it is difficult to discuss the dissipation timescale. However, the dissipation timescale needed to form high-inclination satellites seems too short. Therefore, the capture of high-inclination satellites might have occurred in the timescale estimated in Equation (40) before the disk dissipation and the resulting satellites tend to have retrograde orbits (see Figure 4).

Summary

I have investigated the time derivatives of orbital semimajor axis a , eccentricity e , and inclination i of a body orbiting in a gaseous disk.

- I have derived \dot{a} , \dot{e} , and \dot{i} for $e > 0.9$ and $i < H/2a$ (Equations 14 to 16) and for $i > 2H/a$ (Equations 30 to 32). In addition, I have modified the formulae derived by AHN; Equations (11) to (13) are valid for $e < 0.2$ and $i < H/2a$, where H is the disk scale height.
- I have combined the formulae in the limited cases and have constructed approximate formulae for \dot{a} , \dot{e} , and \dot{i} (Equations 30 to 38), which are applicable unless $e \geq 1$ or $i > \pi - H/a$.
- Using these formulae, I have discussed the orbital evolution of satellites captured by a circumplanetary disk. High-inclination satellites are formed if the bodies are captured in approximately 10^4 years before the disk dissipation.

Competing interests

The author declares that he has no competing interests.

Acknowledgements

I acknowledge the useful discussion with K. Nakazawa, S. Ida, H. Emori, and H. Tanaka to derive the analytic solutions. I thank the reviewers for their comments that improved this manuscript. I gratefully acknowledge support from Grant-in-Aid for Scientific Research (B) (26287101).

References

- Adachi I, Hayashi C, Nakazawa K (1976) The gas drag effect on the elliptical motion of a solid body in the primordial solar nebula. *Prog Theor Phys* 56:1756–1771
- Canup RM, Ward WR (2002) Formation of the Galilean satellites: Conditions of accretion. *Astrophys J* 124:3404–3423
- Fujii YI, Okuzumi S, Tanigawa T, Inutsuka S (2014) On the viability of the magnetorotational instability in circumplanetary disks. *Astrophys J* 785:101 (8 pp.)
- Fujita T, Ohtsuki K, Tanigawa T, Suetsugu R (2013) Capture of planetesimals by gas drag from circumplanetary disks. *Astron J* 146:140 (13 pp.)
- Hayashi C, Nakazawa K, Nakagawa Y (1985) Formation of the solar system. In: *Protostars and Planets II* (D. C. Black and M. S. Matthews, Eds.), pp. 1100–1153. Univ. of Arizona Press, Tucson.
- Inaba S, Tanaka H, Nakazawa K, Wetherill GW, Kokubo E (2001) High-accuracy statistical simulation of planetary accretion: II. Comparison with N-body simulation. *Icarus* 149:235–250
- Kary DM, Lissauer JJ, Greenzweig Y (1993) Nebular gas drag and planetary accretion. *Icarus* 106:288–307
- Kobayashi H, Ida S, Tanaka H (2005) The evidence of an early stellar encounter in Edgeworth Kuiper belt. *Icarus* 177:246–255
- Kobayashi H, Tanaka H, Krivov A (2011) Planetary core formation with collisional fragmentation and atmosphere to form gas giant planets. *Astrophys J* 738:836–846
- Kobayashi H, Tanaka H, Krivov A, Inaba S (2010) Planetary growth with collisional fragmentation and gas drag. *Icarus* 209:836–846
- Suetsugu R, Ohtsuki K (2013) Temporary capture of planetesimals by a giant planet and implication for the origin of irregular satellites. *Mon Not Roy Astron Soc* 431:1809–1718
- Suetsugu R, Ohtsuki K, Tanigawa T (2011) Temporary capture of planetesimals by a planet from their heliocentric orbits. *Astron J* 142:200 (11 pp.)
- Tanaka H, Takeuchi T, Ward W (2002) Three-dimensional interaction between a planet and an isothermal gaseous disk. I. Corotation and Lindblad torques and planet migration. *Astrophys. J.* 565:1257–1274.