

Generic model for tunable colloidal aggregation in multidirectional fields

Florian Kogler,^{*a} Orlin D. Velez,^b Carol K. Hall,^b and Sabine H. L. Klapp^a

Received Xth XXXXXXXXXX 20XX, Accepted Xth XXXXXXXXXX 20XX

First published on the web Xth XXXXXXXXXX 200X

DOI: 10.1039/b000000x

Based on Brownian Dynamics computer simulations in two dimensions we investigate aggregation scenarios of colloidal particles with directional interactions induced by multiple external fields. To this end we propose a model which allows continuous change in the particle interactions from point-dipole-like to patchy-like (with four patches). We show that, as a result of this change, the non-equilibrium aggregation occurring at low densities and temperatures transforms from conventional diffusion-limited cluster aggregation (DLCA) to slippery DLCA involving rotating bonds; this is accompanied by a pronounced change of the underlying lattice structure of the aggregates from square-like to hexagonal ordering. Increasing the temperature we find a transformation to a fluid phase, consistent with results of a simple mean-field density functional theory.

1 Introduction

Recent progress in the synthesis and directional binding of nanometer to micrometer sized patchy and anisotropic particles makes possible the assembly of colloidal structures with multiple directed bonds^{1–3}. The directional bonding can also be achieved by permanently embedded or field-induced dipole and/or multipole moments allowing directional and selective particle bonding^{4–8}. Within this class, particles with field-induced dipolar interactions^{8–12} are especially interesting because switching the fields on and off is equivalent to switching the particle interactions on and off. This means that aggregation mechanisms^{13,14} can be 'dialed in'. Furthermore, the orientation of inductive fields may be used to direct particle aggregation^{9–12,15,16}. In consequence, such directed self-assembly processes may be exploited for the formation of new functional materials with specific and/or adjustable properties. Hence, understanding the interplay between externally induced particle properties, external fields and thermodynamic conditions, e.g., temperature, is of fundamental interest in modern material science, but also from a statistical physics point of view.

An important subset of the many classes of self-assembled structures are percolated colloidal networks, which are characterized by system-spanning cross-linked (patchy) particle clusters that are realizable even at low volume fractions^{12,17–19}. Such network-like aggregates are considered to be the underlying micro-structures of gels and have

been intensively investigated in experiment and theory under equilibrium as well as non-equilibrium conditions^{20,21}. In the latter, qualitatively different aggregation mechanisms can be identified, namely diffusion limited cluster aggregation (DLCA)^{22,23} and reaction limited cluster aggregation (RLCA)²⁴. In the DLCA regime each particle collision leads to the formation of a rigid and essentially (on the timescale of the experiment) unbreakable bond with fixed spatial orientation. In contrast, in the RLCA regime the probability to form a rigid bond at collision is small. Systems with DLCA undergo irreversible dynamics and form fractal aggregates with specific fractal dimensions $D_f \approx 1.71$ in continuous two-dimensional space^{23,25}. Such colloidal systems are considered to be 'chemical gels' and can be realized by having particle interactions that are much stronger than $k_B T$, preventing particles from dissociating due to thermal fluctuations. This leads to a pronounced hindrance of structural reconfiguration of large particle aggregates^{20,26}. However, at higher temperatures these systems become 'physical gels' where single particles and larger substructures start to connect and disconnect frequently. This strongly affects (increases) the fractal dimension^{21,27} and finally allows the system to achieve its equilibrium state.

A recently introduced new type of DLCA, which accounts for local rearrangements via flexible bonds, is slippery diffusion limited cluster aggregation (sDLCA)^{28,29}. Slippery bonds allow particles to move or rotate around each other as long as they stay in contact, meaning that bonds are still unbreakable but can change their orientation. This additional degree of freedom generates, at least in three-dimensional simulations^{28,29}, aggregates of the same fractal dimension as classical DLCA but with a larger coordination number.

^a Institute of Theoretical Physics, Technical University of Berlin, Hardenbergstr. 36, 10623 Berlin, Germany. E-mail: kogler@physik.tu-berlin.de

^b Department of Chemical and Biomolecular Engineering, North Carolina State University, Raleigh, North Carolina, 27695-7905, USA.

DLCA processes have been studied extensively in systems with isotropically attractive particles^{22,25} but also in systems with patchy particles bearing permanent and/or locally restricted interaction sites on their surfaces^{30–33}. In the latter, the spatial orientations of interaction sites can either be free to rotate^{21,30,33} or fixed in space^{17,32,34,35}. When the orientations of interaction sites are fixed in space, the associated ‘chemical gels’ undergo *anisotropic* diffusion limited aggregation which yields a fractal dimension of $D_f \approx 1.5$ ^{32–36}, lower than for the isotropic case. This situation occurs, e.g., due to the presence of external fields^{16,32} or in lattice models^{34–36}, where motion is naturally restricted to certain directions.

In the present paper we are particularly interested in the aggregation of colloids with field-induced multipolar interactions. Examples are capped (metal-coated dielectric particles studied earlier by some of us^{12,17}), where time-dependent electric fields can induce quadrupolar-like interactions. Here we consider even more complex interactions caused by *crossed* (orthogonal) fields. We briefly mention two examples of possible experimental realizations of such systems. The first one is a quasi two-dimensional system of suspended colloidal particles, each composed of super-paramagnetic iron-oxide aggregates embedded in a polymer matrix, which has been investigated experimentally by one of us^{9,37}. In this case crossed external electric and magnetic fields, oriented in plane but perpendicular to each other, can be used to induce independent electric and magnetic dipole moments in the colloids leading to a directed self-assembly process resulting in two-dimensional single-particle chain networks. A second possible experimental and quasi two-dimensional system consists of suspended colloidal particles under the influence of two in-plane orthogonal AC electric fields with a phase shift of π . The fields will polarize the particles’ ionic layer periodically but at different times due to their phase shift. By adjusting the field frequencies and phases to the relevant timescales governing particle diffusion and the relaxational dynamics of the polarized ionic layer, two decoupled orthogonal dipole moments in each particle can in principle be generated by this setup. In both cases, the crossed dipole moments might be characterized as point-like or having a finite distance between their constitutive charges (or microscopic dipole moment distributions in the magnetic case).

Here, we investigate the structure formation in such systems in a conceptional fashion by means of two-dimensional Brownian dynamics (BD) simulations of a generic particle model. The idea is to mimick externally-induced dipole moments via two pairs of screened Coulomb potentials that are decoupled to account either for magnetic and electric interactions or for two temporarily present electric interactions. The two charges associated with each pair are shifted outward from the particle center, one parallel to the corresponding field and the other one anti-parallel. A sketch of such a particle with its

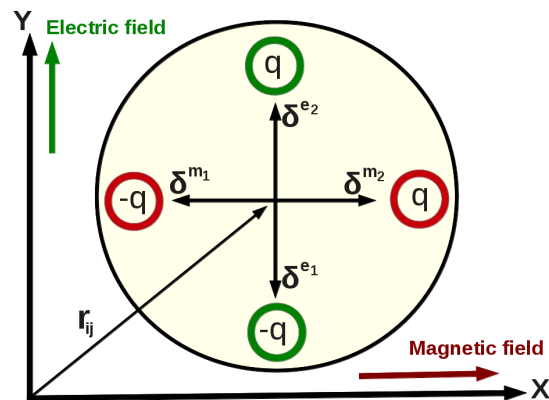


Fig. 1 (Color online) Distribution of externally induced fictitious ‘charges’ q inside a particle. Positions of charges are determined by the vectors $\delta^{\alpha_k} \in [-\delta e_x, \delta e_x, -\delta e_y, \delta e_y]$ pointing either parallel or anti-parallel to the corresponding fields.

internal arrangement of interaction centers is shown in Fig. 1. By changing the charge separation, we systematically investigate the (transient) structural ordering and aggregation behavior predicted by this model.

Highlights of our results are the following: At very high interaction energies and large charge separations we find that the particles undergo anisotropic diffusion limited cluster aggregation with rectangular local particle arrangements. Lowering the charge separation shifts the model behavior to a slippery diffusion limited aggregation (sDLCA) regime accompanied by a sharp transition of the lattice structure from rectangular to hexagonal. In the proximity of this transition we observe long-lived or arrested frustrated structures consisting of strongly interconnected hexagonal and rectangular lattice domains connected with each other. We also show that, upon increase of the temperature, the systems enter a fluid state. The corresponding ‘fluidization’ temperature turns out to be very close to the spinodal temperatures obtained from a mean-field density functional theory.

The rest of this paper is organized as follows. In section 2 we present our model and discuss relevant target quantities obtained in the BD simulations. Numerical results are described in section 3, where we discuss first a specific low-temperature, low-density, state and then turn to the role of temperature and density. Finally, our conclusions are summarized in section 4.

2 Theoretical Model

We consider a two-dimensional system of N soft spheres of equal diameter σ . The soft sphere interactions are repulsive

and are modeled by a shifted and truncated (12,6) Lennard-Jones Potential

$$U_{SS}(\mathbf{r}_{ij}) = 4\epsilon \left((\sigma/r_{ij})^{12} - (\sigma/r_{ij})^6 + 1/4 \right) \quad (1)$$

which is cut off at $r_{ij}^{c,SS} = 2^{1/6}\sigma$. Here, $r_{ij} = |\mathbf{r}_j - \mathbf{r}_i|$ is the particle center-to-center distance and ϵ sets the unit of energy.

The crossed orthogonal external fields induce orthogonal dipole moments $\boldsymbol{\mu}^m = \mu \mathbf{e}_m$ and $\boldsymbol{\mu}^e = \mu \mathbf{e}_e$ which we term for simplicity as 'magnetic' and 'electric' dipoles (although the model is also appropriate for two electric moments). The coordinate frame is adjusted to coincide with the directions of these moments so that $\mathbf{e}_m = \mathbf{e}_x$ and $\mathbf{e}_e = \mathbf{e}_y$. In general these moments could have different absolute values but for simplicity they are assumed to be equal. The two types of dipole moments are also assumed to be independent from each other and interact only with dipole moments of the same type on other particles. Intuitively, one would model the interaction energy between dipoles of particles 1 and 2 by the point-dipole potential

$$U_{dip}^\alpha(\mathbf{r}_{12}) = \frac{\boldsymbol{\mu}_1^\alpha \cdot \boldsymbol{\mu}_2^\alpha}{r_{12}^3} - 3 \frac{(\boldsymbol{\mu}_1^\alpha \cdot \mathbf{r}_{12})(\boldsymbol{\mu}_2^\alpha \cdot \mathbf{r}_{12})}{r_{12}^5}, \quad (2)$$

where α indicates the dipole type as being either e or m . Due to the constraint $\boldsymbol{\mu}_1^\alpha \parallel \boldsymbol{\mu}_2^\alpha$ it follows that

$$U_{dip}^\alpha(\mathbf{r}_{12}) = \frac{\mu_1^\alpha \mu_2^\alpha}{r_{12}^3} \left(1 - 3 \frac{(\mathbf{r}_{12} \cdot \mathbf{e}_\alpha)^2}{r_{12}^2} \right). \quad (3)$$

The resulting total dipolar interaction between two particles is the sum of the dipolar potentials stemming from the magnetic and electric dipoles, respectively. Using $\mu = |\boldsymbol{\mu}_i^\alpha|$ and the relation $(\mathbf{r}_{12} \cdot \mathbf{e}_e + \mathbf{r}_{12} \cdot \mathbf{e}_m)^2 = r_{12}^2$ (which holds since $\boldsymbol{\mu}^e$ and $\boldsymbol{\mu}^m$ are orthogonal) we obtain

$$U_{dip}^e(\mathbf{r}_{12}) + U_{dip}^m(\mathbf{r}_{12}) = -\frac{\mu^2}{r_{12}^3}. \quad (4)$$

The resulting interaction on the right side of Eq. (4) is an isotropic, purely attractive interaction that lacks any kind of directional character. Therefore, the potential defined in Eq. (4) can not generate any rectangular structures as observed in experiments^{12,32}. Moreover, having in mind that the field-induced spatial separation of charges in the ionic layer of a suspended particle is comparable to the particle diameter σ , a point dipole model seems even more unreasonable.

We therefore introduce an alternative model. Each dipole moment $\boldsymbol{\mu}^\alpha$ (with $\alpha = e, m$) is replaced by two opposite charges $-q^{\alpha 1} = q^{\alpha 2}$ which are shifted out of the particle center by a vector $\boldsymbol{\delta}^{\alpha k} = (-1)^k \delta \mathbf{e}_\alpha$, with $k = 1, 2$. The vector $\boldsymbol{\delta}^{\alpha k}$ points either parallel ($k = 2$) or antiparallel ($k = 1$) along the corresponding point dipole moment $\boldsymbol{\mu}^\alpha$. Independent of their shift or type, we set all charges to the same absolute value $q = |q^{\alpha k}| = 2.5(\epsilon/\sigma)^{-1/2}$. The choice of the value

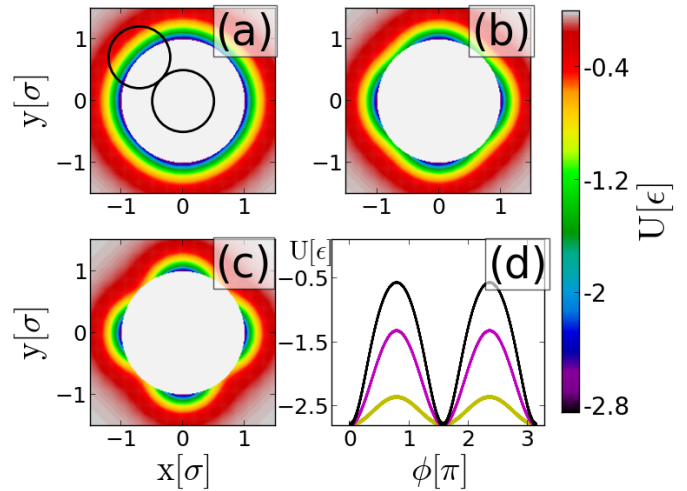


Fig. 2 (Color online) Normalized direction-dependent pair interaction $U(\mathbf{r}_{ij})$ [see Eq. (9)] between a particle in the center of the coordinate frame and a second particle (indicated as black circle in (a)) at various positions \mathbf{r}_{ij} for three different charge separations $\delta = 0.1, 0.21, 0.3\sigma$ corresponding to (a), (b), (c). Sterically excluded areas are indicated by white circles. (d) Interaction energy at distance $r_{ij} = \sigma$ as function of ϕ , the angle measured in multiples of π against the x-axis, for $\delta = 0.1\sigma$ (yellow), $\delta = 0.21\sigma$ (purple) and $\delta = 0.3\sigma$ (black).

2.5 is essentially arbitrary, as we will later normalize the interaction energy to eliminate the dependence of its magnitude on the charge separation δ [see Eq. (8) below]. Charges k and l on different particles i and j interact via a Yukawa potential

$$U_{ij}^{\alpha k \alpha l}(r_{ij}) = -q^2 \frac{\exp(-\kappa r_{ij}^{\alpha k \alpha l})}{r_{ij}^{\alpha k \alpha l}} \quad (5)$$

with $r_{ij}^{\alpha k \alpha l} = |\mathbf{r}_j - \mathbf{r}_i + \boldsymbol{\delta}^{\alpha l} - \boldsymbol{\delta}^{\alpha k}|$. The inverse screening length is chosen to $\kappa = 4.0\sigma^{-1}$ and a radial cutoff $r_c = 4.0\sigma$ is applied. A schematic representation of the model with its internal arrangement of 'charges' is shown in Fig. 1. Due to the Yukawa-like interaction our model lacks the long-range character of true dipolar interactions. However, similar models with comparable interaction ranges have been used to describe dipolar colloids in the context of discontinuous molecular dynamics simulations^{18,39}. We note that mimicking magnetic dipoles via spatially separated 'charges' appears somewhat artificial from a physical point of view. However, here we could think of a particle with a strongly inhomogenous distribution of magnetic moments. Moreover, the idea behind our *ansatz* is not to mimick a particular complex colloid, but rather to provide a generic model for field-induced directional interactions.

The arrangement of charges inside particles then results in a

pair-interaction $U_{DIP}(\mathbf{r}_{ij})$ given by

$$U_{DIP}(\mathbf{r}_{ij}) = \sum_{k,l=1}^2 [U_{ij}^{e_k e_l}(\mathbf{r}_{ij}) + U_{ij}^{m_k m_l}(\mathbf{r}_{ij})]. \quad (6)$$

In principle, $U_{DIP}(\mathbf{r}_{ij})$ is a function of q and δ . To facilitate the comparison between the interactions at different δ (q is chosen to be constant), we normalize $U_{DIP}(\mathbf{r}_{ij})$ according to

$$\tilde{U}_{DIP}(\mathbf{r}_{ij}) = U_{DIP}(\mathbf{r}_{ij}) \times u / U_{DIP}(\sigma \mathbf{e}_\alpha) \quad (7)$$

where the constant $u = -2.804\epsilon$ is calculated from the unnormalized energy $U_{DIP}(\sigma \mathbf{e}_\alpha)$ with model parameters $\delta = 0.3\sigma$ and $q = 2.5(\epsilon/\sigma)^{-1/2}$. This procedure ensures that the normalized energy between two particles at contact ($r_{ij} = \sigma$) and direction $\mathbf{r}_{ij} = \sigma \mathbf{e}_\alpha$ (pointing along one of the fields) has the constant value u for all δ , that is

$$\tilde{U}_{DIP}(\sigma \mathbf{e}_\alpha) = u. \quad (8)$$

The full pair interaction of our model is then given by

$$U(\mathbf{r}_{ij}) = U_{SS}(\mathbf{r}_{ij}) + \tilde{U}_{DIP}(\mathbf{r}_{ij}). \quad (9)$$

The resulting potential is illustrated in Fig. 2(a)-(c) for a particle in the center of the coordinate frame and a second particle at various distances r_{ij} and angles $\phi = \arccos(\mathbf{r}_{12} \cdot \mathbf{e}_x / r_{12})$ with 'charge' separations $\delta = 0.1, 0.21, 0.3\sigma$. The value $\delta = 0.21\sigma$ is motivated by our simulation results presented in Sec. 3.1. Sterically-excluded areas are shown in white and energy values are color coded in units of ϵ . The weak anisotropy of the resulting particle interactions at small δ (where one essentially adds two dipolar potentials, see Eq. (4)) transforms to a patchy-like pattern by increasing δ . Energy minima become more and more locally restricted and particle interactions become directional in character. This is also seen in Fig. 2(d) which gives the energy between two particles in contact as function of ϕ for different δ . From Fig. 2(d) we also see that, independent of the 'charge' separation δ , the minima of the full interaction potential [see Eq. (9)] occur for connection vectors $\mathbf{r}_{ij} = \sigma \mathbf{e}_e$ and $\mathbf{r}_{ij} = \sigma \mathbf{e}_m$ (i.e., pointing along the fields). Note that this already holds for the unnormalized energy given in Eq. (6). Simulations are performed with $N = 1800$ to 3200 particles at a range of reduced number densities $\rho^* = \rho\sigma^2$ and temperatures $T^* = k_B T / \epsilon$, in a square-shaped simulation cell with periodic boundary conditions. The equations of motion

$$\dot{\mathbf{r}}_i = \frac{T^*}{\gamma} \sum_{j=1}^N \nabla U(\mathbf{r}_{ij}) + \boldsymbol{\zeta}_i(T^*) \quad (10)$$

are solved via the Euler scheme with an integration stepwidth $\Delta t = 10^{-4}\tau_b$, where τ_b is the Brownian timescale defined by

$\tau_b = \sigma^2 \gamma / T^*$, $\gamma = 1.0$ is a friction constant and $\boldsymbol{\zeta}_i(T^*)$ is a Gaussian noise vector which acts on particle i and fulfills the relations $\langle \boldsymbol{\zeta}_i \rangle = 0$ and $\langle \boldsymbol{\zeta}_i(t) \boldsymbol{\zeta}_j(t') \rangle = 2\gamma k_B T \delta_{ij} \delta(t - t')$ ⁴⁰. We perform simulations for up to $10^3 \tau_b$.

2.1 Target quantities

To characterize the structure of the systems we consider several quantities. The first one is the mean coordination number

$$\bar{z} = \frac{1}{N} \sum_{i=1}^N z_i, \quad (11)$$

where z_i is the number of neighbors of particle i and the sum is over all particles. In the following, two particles are considered to be nearest neighbors if their center-to-center distance is smaller than $r_b = 1.15\sigma$.

To identify local particle arrangements, the orientational bond order parameter is of special importance. For particle k it is given by

$$\phi_k^n = \frac{1}{z_k} \sum_{l=1}^{z_k} |\exp(in\theta_\lambda^{kl})| \quad (12)$$

with z_k being the number of neighbors and $\theta_\lambda^{kl} = \arccos(\mathbf{r}_{kl} \cdot \mathbf{r}_{k\lambda} / (r_{kl} r_{k\lambda}))$ being the angle between the bond of particle k and its neighbor l measured against a randomly chosen bond of particle k to one of its neighbouring particles λ . Hence, $\phi_k^n = 0$ for $z_k < 2$. The integer value n determines the type of order which is detected by this parameter. We concentrate on ϕ_4 and ϕ_6 to identify square (rectangular) and hexagonal lattice types. Its ensemble average is calculated via

$$\Phi_n = \frac{1}{N} \sum_{i=1}^N \phi_i^n. \quad (13)$$

The reversibility of 'bond' formation and slippiness of existing bonds can be characterized by the bond and the bond-angle auto-correlation functions $c_b(t)$ and $c_a(t)$. To evaluate $c_b(t)$ we assign a variable $b_{ij}(t)$ to each pair of particles at each time step which is 1 if the particles i and j are nearest neighbors or zero otherwise. The bond auto-correlation function is then defined as

$$c_b(t) = \langle b_{ij}(t_0) b_{ij}(t) \rangle, \quad (14)$$

where the brackets indicate an average over all pairs that are bonded at time t_0 . The bond-angle auto-correlation function $c_a(t)$ is defined similarly by defining the unit vector

$$\mathbf{a}_{ij}(t) = \mathbf{r}_{ij}(t) / r_{ij}(t), \quad (15)$$

such that

$$c_a(t) = \langle 1 - \arccos(\mathbf{a}_{ij}(t) \cdot \mathbf{a}_{ij}(t_0)) / \pi \rangle \quad (16)$$

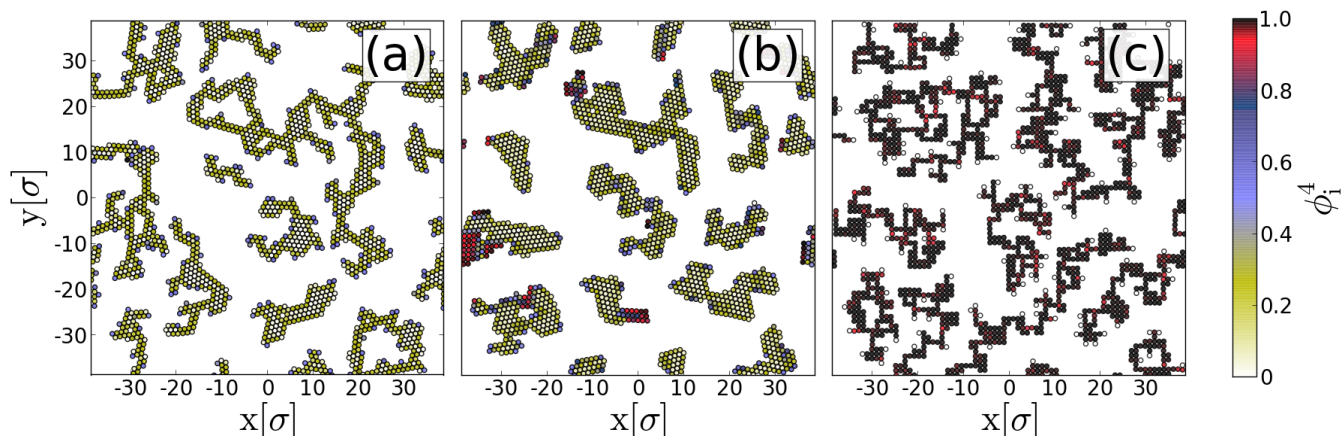


Fig. 3 (Color online) Simulation snapshots at $\rho^* = 0.3$ and $T^* = 0.05$ for (a) $\delta = 0.1\sigma$, (b) $\delta = 0.21\sigma$ and (c) $\delta = 0.3\sigma$. Particles are colored according to their value of ϕ_i^4 .

where we average again over all pairs. While c_b gives the information on how stable bonds are over time, c_a tells how stable their direction is over time. Note that in contrast to the typical definition of correlation functions for stationary systems⁴¹, here the functions $c_b(t)$ and $c_a(t)$ are not independent of the time origin t_0 .

Finally, we consider the fractal dimension D_f of particle clusters, which is particularly important in the context of DLCA. Clusters are defined as a set of particles with common next neighbors. The size of a cluster is then quantified by its radius of gyration

$$R_g^2 = \frac{1}{N_{cl}} \sum_{i=1}^{N_{cl}} (\mathbf{r}_i - \bar{\mathbf{r}})^2, \quad (17)$$

where N_{cl} is the number of particles in the cluster, and $\bar{\mathbf{r}}$ is the position of its center-of-mass. By plotting $\ln R_g$ against $\ln N_{cl}$ for different clusters, we extract the fractal dimension D_f via the relationship $R_g \sim N_{cl}^{1/D_f}$ (see Ref.^{22,32}).

3 Results

Our large-scale Brownian dynamics simulations show that the system is very sensitive to changes in temperature T^* , number density ρ^* , and charge separation δ . In this large parameter space we find a variety of different states ranging from small fractal aggregates and single-chain structures at low temperatures to coarser, isolated or interconnected clusters at higher temperatures. In the following sections 3.1 - 3.3 we first discuss the structure, the time correlation functions and the fractal dimensions at a low temperature and an intermediate density, focussing on the impact of the model parameter δ . In section 3.4 and 3.5 we then turn to the impact of temperature and density.

3.1 Effect of Charge Separation on Local Order

At first we study the system at low temperature $T^* = 0.05$ and intermediate density $\rho^* = 0.3$ for different charge separations δ . In Fig. 3 simulation snapshots for $\delta = 0.1\sigma, 0.21\sigma, 0.3\sigma$ at $t = 300\tau_b$ [see. Eq. (10) below] are shown, where τ_b is the Brownian timescale. The colorcode reflects the orientational bond order parameter ϕ_i^4 of each particle i . All three cases are characterized by clusters with irregular shapes. However, local particle arrangements differ strongly. While for $\delta = 0.1\sigma$ the particles aggregate in a hexagonal fashion, at $\delta = 0.3\sigma$ they aggregate into rectangular structures. At the intermediate charge separation $\delta = 0.21\sigma$, hexagonal order dominates the system; however, some clusters also reveal subsets of particles in rectangular arrangements. A more quantitative description is given by the orientational bond order parameters $\Phi_{4(6)}$ shown in Fig. 4(a) as functions of δ . By increasing δ , one observes a sharp transition at $\delta \approx 0.21\sigma$ from hexagonal towards rectangular (square) order.

The very presence of such a sharp transition can be explained via energy arguments based on the δ -dependent pair potential plotted in Figs. 2(a)-(d). To this end, we calculate the energy $U_i^{hex}(\delta) = \sum_{j=1}^6 U(\mathbf{r}_{ij})$ of a particle i with six neighbors j , which are located in a hexagonal arrangement at 'contact' distance σ around i . Note that not all hexagonal configurations do have the same contact energy. This is due to the anisotropy of interactions, see Fig. 2(d). Therefore we consider a hexagonal configuration in which the contact energy is as low as possible (this configuration was found numerically). The dependence of this lowest contact energy $U_i^{hex}(\delta)$ on the charge separation parameter is plotted in Fig. 5. Also shown is the corresponding energy $U_i^{sq}(\delta) = \sum_{j=1}^4 U(\mathbf{r}_{ij}) = 4 \times u$ of a particle with four neighbors j located at distance σ in a rectangular arrangement, i.e., in the energy minima around i

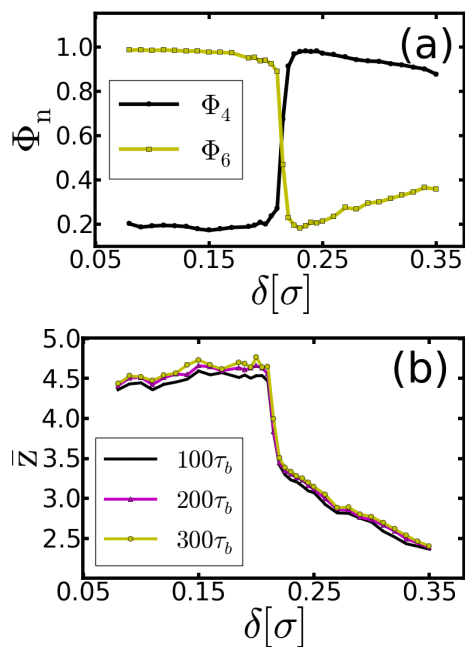


Fig. 4 (Color online) Results for simulations with $N = 1800$ at temperature $T^* = 0.05$ and density $\rho^* = 0.3$. (a) Orientational bond order parameters Φ_4 for square (black) and Φ_6 (yellow) for hexagonal particle arrangements. (b) Mean coordination number \bar{z} as function of charge separation δ at times $t = 100, 200, 300\tau_b$.

(the quantity u was defined below Eq. (7)). Note that the energy $U_i^{sq}(\delta)$ does not depend on δ according to Eq. (8). As shown in Fig. 5, the two curves intersect at a "critical" value of $\delta = 0.24\sigma$. Thus, the simple energy arguments already suggest a transition between states with local hexagonal and square order, even though the predicted critical value is somewhat larger than the value of $\delta = 0.21\sigma$ seen in the actual simulations at finite temperature and density [see Fig. 4(a)].

Further information is gained from the behavior of the mean coordination number as a function of δ plotted in Fig. 4(b) for three different times $t = 100\tau_b, 200\tau_b$ and $300\tau_b$. At all times considered, \bar{z} undergoes a steep decrease at $\delta \approx 0.21\sigma$ from a nearly constant value, $\bar{z}_{hex} \approx 4.5$, to a value $\bar{z}_{sq} \approx 3.5$. This behavior reflects, on the one hand, again the presence of a sharp transition; on the other hand, the actual values of $\bar{z}_{hex}(\bar{z}_{sq})$ reveal the "non-ideal" character of the aggregates in terms of coordination numbers. For example, for $\delta > 0.21\sigma$ we find that \bar{z} and Φ_4 decrease with δ , while Φ_6 increases. However, this does not indicate a decline of the rectangular order; it rather results from an increasing amount of particles residing in chains oriented either in x- or y-direction. The coordination number z_i of a particle i in such a chain is ≤ 2 , leading to a mean coordination number $\bar{z} < 4$. Furthermore, the parameters ϕ_i^4 and ϕ_i^6 [see Eq. (12)] become unity

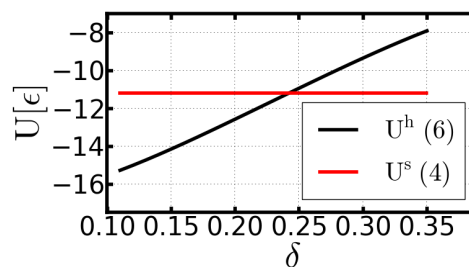


Fig. 5 (Color online) Minimum energy of a particle with six neighbors in hexagonal arrangement as function of δ (black) and energy for a particle in rectangular arrangement with 4 neighbors (red).

for a particle forming exactly two bonds under an angle of π (straight chain). This does not affect Φ_4 , which is already large at $\delta > 0.21\sigma$, but significantly increases Φ_6 . Finally, the counter-intuitive decrease of Φ_4 with δ results from the increasing amount of particles with only one neighbor (e.g., ends of chains appearing white in Fig. 3(c)). These particles yield no contribution to Φ_4 [see Eq. (12)].

The "non-ideal" values of \bar{z}_{hex} and \bar{z}_{sq} also explain why our energy argument for the location of the hexagonal-to-square transition, which was based on ideal arrangements with six and four neighbors, respectively, does yield the transition value $\delta = 0.24\sigma$ rather than $\delta = 0.21\sigma$ obtained from simulation. We can now reformulate the argument by using the actual mean coordination numbers extracted from our simulations, $\bar{z}_{sq} = 3.5$ (instead of 4) and $\bar{z}_{hex} = 4.5$ (instead of 6). Following the calculations for the ideal arrangements described before, the energy of the square-like arrangement is $U^{sq} = 3.5 \times u$. For the hexagonal arrangement, we use the average minimum energy with either $z_i = 4$ or $z_i = 5$ neighbors, yielding $\bar{U}^h(\bar{z}_{hex}, \delta) = (U^{hex}(4, \delta) + U^{hex}(5, \delta))/2$. The resulting critical value of the charge separation is $\delta \approx 0.21\sigma$, which coincides nicely with the transition value observed in our simulations.

3.2 Transient character of aggregates

Although the local structures characterized by \bar{z} and $\Phi_{4(6)}$ persist, in general, over the simulation times considered, we are still facing a *transient* (out-of-equilibrium) structure formation as seen, e.g., from the slight increase of \bar{z} with time in Fig. 4(b). This raises a question about the typical "lifetime" of the aggregates.

To this end we now consider dynamical properties, namely the bond and bond-angle auto-correlation functions, $c_b(t)$ and $c_a(t)$. It is not reasonable to extract decay rates from these functions (as it is usually done) because in transient states, decay rates are, strictly speaking, functions of time themselves. Still, it is interesting to see whether the temporal correlation

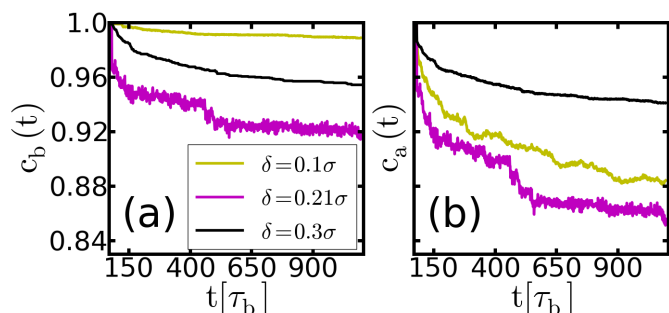


Fig. 6 (Color online) Time correlation functions obtained from simulations with $N = 1800$ at temperature $T^* = 0.05$ and density $\rho^* = 0.3$. (a) [(b)] Time evolution of the bond [angle] autocorrelation function $c_b(t)$ [$c_a(t)$] for three different charge separations $\delta = 0.1\sigma, 0.21\sigma$ and 0.3σ colored in yellow, purple and black respectively.

of bonds (bond angles) for different δ allows us to distinguish between *qualitatively* different aggregation regimes.

Numerical results for $c_b(t)$ and $c_a(t)$ are plotted in Figs. 6(a) and (b), respectively, where we consider a large time range up to $t \approx 10^3 \tau_b$. The time axis starts at the finite time when all the systems have formed stable aggregates. The data in Figs. 6(a) and (b) pertain to three representative values of the charge separation parameter related to the hexagonal structures ($\delta = 0.1\sigma$), rectangular structures ($\delta = 0.3\sigma$), and to the transition region ($\delta = 0.21\sigma$). In the square regime ($\delta = 0.3\sigma$) the decay of both $c_b(t)$ and $c_a(t)$ is almost identical and very slow. From this we conclude that the square regime is characterized by almost unbreakable bonds with *fixed* orientations. This is different in the hexagonal regime ($\delta = 0.1\sigma$) where $c_b(t)$ remains nearly constant even after long times (meaning that bond-breaking is very unlikely), while $c_a(t)$ decays much faster. Thus, the direction of bonds are less restricted. We interpret this behavior as evidence that two particles, though being bonded, are still able to rotate around each other to some extent. This is a characteristic feature of *slippery* bonds. Finally, in the transition regime ($\delta = 0.21\sigma$) both functions $c_b(t)$ and $c_a(t)$ decay significantly faster than in the other cases, with the decay of the bond-angle correlation function being even more pronounced. In that sense we may consider the bonds in the transition region also as slippery (although less long-lived than in the other cases).

We conclude that the different structural regimes identified in the preceding section are indeed characterized by different relaxational dynamics. Moreover, all of the observed aggregates have lifetimes of at least several hundred τ_b . Such long-lived bonds are indicative of diffusion limited cluster-cluster aggregation. In the next section we therefore consider the fractal dimension.

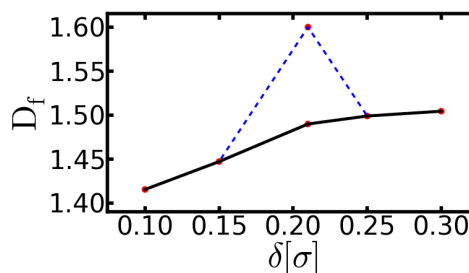


Fig. 7 (Color online) Fractal dimension D_f as a function of charge separation at $\rho^* = 0.3$ and $T^* = 0.05$. At $\delta = 0.21\sigma$ we find a bimodal distribution of fractal dimension with peaks at $D_f = 1.48$ (solid line) and 1.6 (dashed line).

3.3 Diffusion limited aggregation

In Fig. 7 the fractal dimension D_f is shown as a function of δ at time $t = 250\tau_b$, density $\rho^* = 0.3$ and temperature $T^* = 0.05$. We find that D_f increases slightly with δ but remains in a range between 1.4 and 1.5 , except at $\delta = 0.21\sigma$. There, the fractal dimension exhibits a bimodal distribution, taking values between $D_f \approx 1.48$ and $D_f \approx 1.6$ (dashed line in Fig. 7).

Despite these variations, the values of D_f found here are significantly smaller than the fractal dimension $D_f = 1.71$ observed in earlier studies of DLCA in two-dimensional continuous (off-lattice) systems^{22,25}. Except for the case $\delta = 0.21\sigma$, the values in Fig. 7 are comparable with previous findings for DLCA in two-dimensional *lattice* systems and systems with spatial or interaction anisotropies^{34–36}. The present system is indeed anisotropic in the sense that the external fields impose preferences on the directions of particle bonds and therefore also on the orientations of aggregates. This effect is most pronounced in the rectangular regime ($\delta = 0.3\sigma$). Therefore, it is plausible that our system undergoes a special case of anisotropic DLCA, in (quantitative) accordance with experimental results³² and theoretical predictions^{23,30,34,35}. We should note that, due to our simulation method, the cluster sizes (typically involving $10^1 - 10^3$ particles) are relatively small compared to the particle numbers considered in the literature (10^6 particles)^{23,25,38}. A more detailed analysis of the impact of anisotropic interactions on the fractal structure is beyond the scope of this study.

We also relate our findings to the newer concept of slippery DLCA^{28,29}, where the bonds are essentially unbreakable but able to rotate. Indeed, as discussed in section 3.2, bonds are slippery in nature for small δ in the hexagonal regime. For three-dimensional systems it has been reported^{28,29} that the fractal dimension D_f remains the same for slippery and classical DLCA, while the mean coordination number \bar{z} differs. Specifically, \bar{z} is significantly higher for sDLCA^{28,29}.

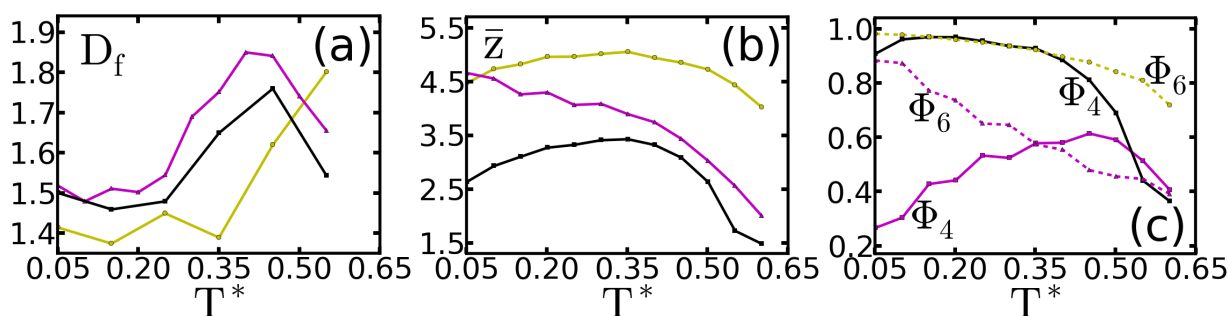


Fig. 8 (Color online) Temperature dependence of the system properties at density $\rho^* = 0.3$ for charge separations $\delta = 0.1, 0.21, 0.3\sigma$ colored in yellow, purple and black, respectively. (a) Fractal dimension D_f evaluated at $t \approx 250\tau_b$, (b) Mean coordination number, (c) Orientational order parameters Φ_4 and Φ_6 .

The same observation emerges when we consider our values of \bar{z} plotted in Fig. 4(b), from which one sees a pronounced decrease of \bar{z} upon entering the square (DLCA) regime. However, in contrast to earlier studies we find D_f to slightly increase with δ , especially in the hexagonal regime. We interpret this behavior as a consequence of the fact that binding energies in the hexagonal regime decrease with increasing values of δ , while they remain constant in the square regime (see Fig. 5). The corresponding stability of bonds should be correlated to the binding energies which explains the slightly increasing values of D_f in the hexagonal regime.

Finally, in the transition region ($\delta = 0.21\sigma$) we found a bimodal distribution of the fractal dimensions D_f with maxima at $D_f \approx 1.48$ and $D_f \approx 1.6$. This second maximum corresponds to only $\approx 25\%$ of the considered cases (twelve independent simulation runs). The first maximum at $D_f \approx 1.48$ therefore clearly dominates and fits nicely to the functional dependence of D_f on δ (see Fig. 7). We assume that the less frequent peak results from a switching of the local structures between hexagonal and rectangular arrangements, which is accompanied by a significantly larger bond-breaking probability (see Fig. 6(c)). Again this allows compactification of aggregates and increases the fractal dimension in the transition regime.

3.4 Beyond DLCA - Higher Temperatures

Diffusion limited aggregation is restricted to systems with attractive particle interactions much stronger than $k_B T$. By increasing the temperature sufficiently, thermal fluctuations become able to break bonds which results in a faster decay of the the bond auto-correlation functions and a compactification of aggregates. Indeed, for square lattice models it was found that D_f is a monotonically increasing function of temperature^{33,36}.

In Fig. 8(a) the fractal dimension D_f of the present model is plotted as a function of temperature T^* for charge separations $\delta = 0.1\sigma, 0.21\sigma$ and 0.3σ .

We first concentrate on the case $\delta = 0.3\sigma$, corresponding to the square regime at low T^* . In the range of very low temperatures $T^* < 0.25$, the fractal dimension is small and stays essentially constant. Increasing T^* towards slightly larger values then leads to an increase of D_f , reflecting the (expected) compactification. This increase of D_f is accompanied by an increase of the mean coordination number \bar{z} [see Fig. 8(b)] within the temperature range considered, indicating the growing number of bonds due to local and global structural reconfigurations. The corresponding changes in the stability of the bonds are illustrated in Fig. 9, where we have plotted the time evolution of $c_b(t)$ for several temperatures (at $\delta = 0.3\sigma$). Clearly, the decay of $c_b(t)$ becomes faster for higher temperatures. This is the reason why structural reconfigurations and, in consequence, compactification of aggregates becomes possible.

These trends persist until $T_{f,sq}^* \approx 0.375$, beyond which the system at $\delta = 0.3\sigma$ starts to behave in a qualitatively different way. The mean coordination number \bar{z} displays a maximum and subsequently a rapid decay. We also find that the fractal dimension has not yet reached its maximum value at $T_{f,sq}^*$; this maximum occurs at the slightly larger temperature $T^* \approx 0.42$ (see Fig. 8(a)). This 'delay' of D_f can be under-

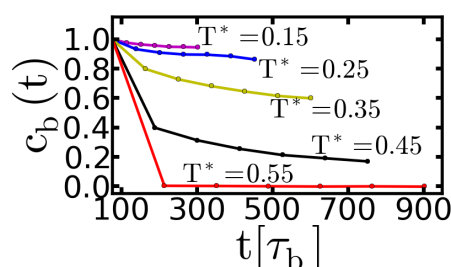


Fig. 9 (Color online) Bond auto correlation function $c_b(t)$ for different temperatures T^* at charge separation $\delta = 0.3\sigma$ and density $\rho^* = 0.3$.

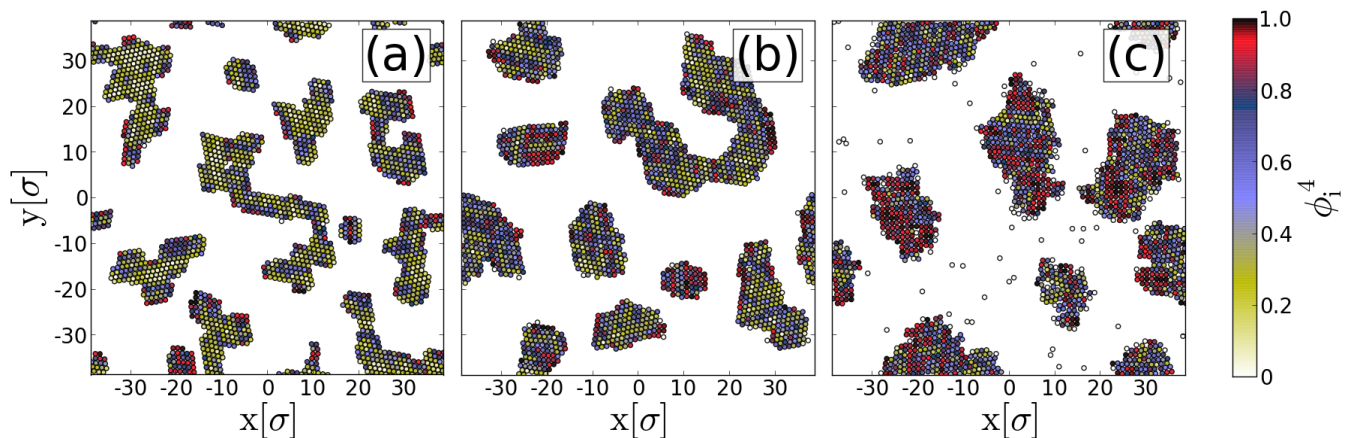


Fig. 10 (Color online) Simulation snapshots at $\rho^* = 0.3$ with $\delta = 0.21\sigma$ at (a) $T^* = 0.15$, (b) $T^* = 0.3$, and (c) $T^* = 0.45$. Particles are colored according to their value ϕ_i^4 .

stood from the fact that, upon the entrance of bond-breaking, filigree parts of the aggregates are more likely affected than more compact ones. Hence, the fraction of 'compact' small aggregates still grows. Even more important, the function $\Phi_4(T^*)$ in Fig. 8(c) displays a pronounced decay of rectangular order for $T^* > T_{f,sq}^*$. From the sum of these indications we conclude that, at temperatures higher than $T_{f,sq}^* \approx 0.375$, the system transforms into a (stable or metastable) *fluid* phase. In this fluid phase, the *overall* structure starts to become homogeneous and isotropic, while the local structures involve only a small number of bonds with short bond-life times.

For the system at $\delta = 0.1\sigma$ (hexagonal structure at low T^*), an estimate of the "fluidization" temperature $T_{f,hex}^*$ based on the behavior of order parameters, coordination number and fractal dimension is more speculative. Nevertheless, the data suggest that $T_{f,hex}^* > T_{f,sq}^*$. This is indicated, first, by the fact that $\Phi_6(T^*)$ decays only very slowly with temperature until $T^* \approx 0.6$ (see Fig. 8(c)). Second, the mean coordination number shows only a weak maximum (and no fast decay afterwards) compared to the case $\delta = 0.3\sigma$. Third, the fractal dimension keeps increasing with T^* for all considered temperatures $T^* < 0.6$. Therefore we conclude that $T_{f,hex}^* > 0.6$. We understand this higher fluidization temperature at $\delta = 0.1\sigma$ from the fact that binding energies in hexagonal structures are larger; therefore, higher coupling energies must be overcome.

To further justify these interpretations, particularly the emergence of fluid phases, we performed a stability analysis of the homogenous isotropic high temperature state based on mean-field density functional theory (DFT). Specifically, we consider the isothermal compressibility χ_T . Positive values of χ_T imply that the homogeneous (fluid) phase is stable, whereas negative values indicate that this phase is unstable. Specifically, the instability arises against long-wavelength density fluctuations, i.e. condensation. According

to Kirkwood-Buff theory⁴² one has

$$\chi_T^{-1} \propto 1 - \rho \tilde{c}(k=0), \quad (18)$$

where $\tilde{c}(0)$ is the Fourier transform of the direct correlation function (DCF) $c(r_{12})$ in the limit of long-wavelengths ($k \rightarrow 0$). We approximate the DCF for distances $r_{ij} > \sigma$ according to a mean field (MF) approximation, that is

$$c_{MF}(\mathbf{r}_{12}) = -(k_B T)^{-1} U(\mathbf{r}_{12}), \quad r_{12} > \sigma, \quad (19)$$

and use the Percus-Yevick DCF $c_{HS}(r_{12})$ of a pure hard-sphere fluid⁴³ for $|\mathbf{r}_{12}| \leq \sigma$. The full DCF is then given by

$$c(\mathbf{r}_{12}) = c_{HS}(r_{12}) + c_{MF}(\mathbf{r}_{12}). \quad (20)$$

In Fig. 11 we present numerical results for the expression $1 - \rho \tilde{c}(0)$ at $\rho^* = 0.3$ as function of temperature. At low T^* , all systems are characterized by *negative* values of $1 - \rho \tilde{c}(0)$. This indicates that the homogeneous isotropic phase is unstable, consistent with the results of our simulations. Upon increasing T^* the mean-field compressibility χ_T then becomes

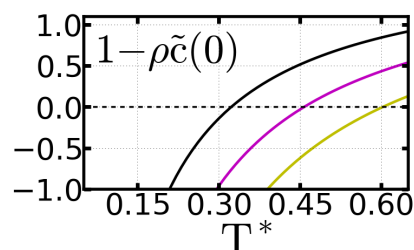


Fig. 11 (Color online) Numerical solutions to Eq.18 as function of T^* for density $\rho^* = 0.3$ and charge separations $\delta = 0.1, 0.21, 0.3\sigma$ colored in yellow, purple and black, respectively.

indeed positive for all charge separations considered. Specifically, for $\delta = 0.3\sigma$ the change of sign (related to a "spinodal point") occurs at $T_{f,sq}^* = 0.325$ and for $\delta = 0.1\sigma$ at the much higher temperature $T_{f,hex}^* = 0.6$. These values are in surprisingly good agreement with our estimates for the "fluidization" temperatures based on the order parameter plots.

The case $\delta = 0.21\sigma$ is again different. Here we find [see Fig. 8(b)] that, starting from low temperatures inside the DLCA regime, the mean coordination number monotonically decreases. However, this does not indicate "fluidization" but rather a *gradual* transition from a state with dominant hexagonal order towards a mixed state comprised of coexisting clusters with local hexagonal and square-like order. Indeed, [see Fig. 8(c)], the orientational order parameters Φ_4 and Φ_6 reveal that the fraction of particles bound in square clusters increases with T^* and finally overtakes the fraction of particles involved in hexagonal clusters at $T^* \approx 0.35$. Corresponding snapshots of simulation results are shown in Fig. 10. At all temperatures considered one observes separated clusters. With increasing temperature their shape becomes more regular, while the local rectangular order becomes more pronounced. Finally, at $T^* = 0.45$ the fractal dimension D_f and the square order parameter Φ_4 reach their maximum values, suggesting a "fluidization" similar to the behavior observed at other values of δ . Interestingly, our stability analysis [see Eq. (18)] indicates an instability at the same temperature $T_f^* = 0.45$. With this surprisingly accurate agreement between theory and simulation, we conclude that in the transition regime ($\delta = 0.21\sigma$), increasing thermal fluctuations first push the system from a dominantly hexagonal state into a rectangular one, which then enters a metastable fluid phase after passing the "spinodal point".

3.5 Spotlight on higher densities

In this section we revisit the system behavior at the low temperature $T^* = 0.05$, but consider different densities in the range $\rho^* \leq 0.7$. Whereas low-density systems at $T^* = 0.05$ display DLCA as discussed in sections 3 A-C, this aggregation mechanism is expected to disappear at higher densities: here, the particles are just unable to diffuse sufficiently freely. Rather, the particles will very frequently collide and then immediately form rigid bonds. A typical structure at the highest density considered, $\rho^* = 0.7$, and separation parameter $\delta = 0.21\sigma$ is shown in Fig. 12. Clearly, the system is percolated, that is, the particles form a single, system-spanning cluster. Interestingly, this cluster is composed of extended regions characterized by either square-like order or hexagonal order. We note that, at $\delta = 0.21\sigma$, simultaneous appearance of clusters with both types of order also occurs at low densities and higher temperatures (see section 3.4). However, at the high density considered here the regions of each type are larger and the particle arrangements are much more regular

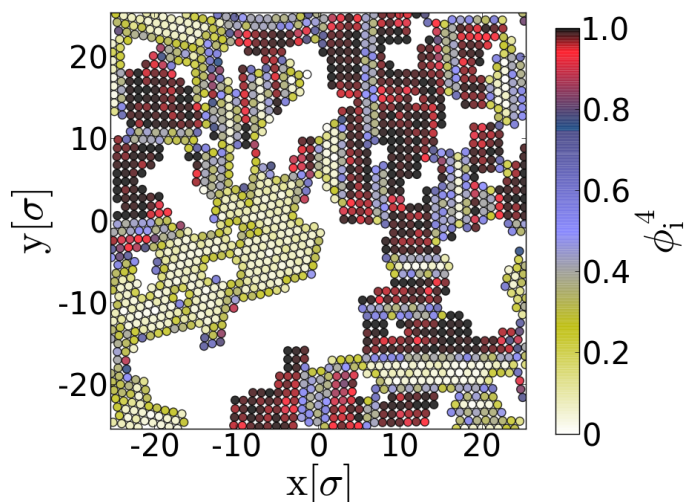


Fig. 12 (Color online) System at $T^* = 0.05$, density $\rho^* = 0.7$ and $\delta = 0.21\sigma$. The colorcode gives the orientational bond-order parameter ϕ_i^4 of each particle i .

(i.e., there are less defects).

To better understand the impact of the density on the cluster structures we plot in Fig. 13(a) the orientational bond order parameters Φ_4 and Φ_6 as functions of ρ^* for $\delta = 0.21\sigma$ (at $\delta = 0.1\sigma$ and $\delta = 0.3\sigma$ the order parameters are essentially independent of the density). From Fig. 13(a) it is seen that the amount of rectangular (hexagonal) order sharply increases (decreases) at a density of $\rho^* \approx 0.45$. This is a surprising result as one would expect that, upon compressing the system, close-packed, hexagonal structures rather become more likely. However, at the low temperature considered here, structural reorganization is strongly hindered.

We also note that *all* of the systems investigated at densities $\rho^* > 0.45$ turned out to be percolated (suggesting that the value $\rho^* = 0.45$ is indeed related to the percolation transition). It thus seems that the percolation tends to stabilize the initially formed square-lattice symmetry, as the subsequent reorganization is hindered by the lack of mobility. In effect, we are faced with quenched states that could not densify within the time domain studied. This interpretation is also consistent with the decrease of the mean coordination number once the system is percolated ($\rho^* > 0.45$) as shown in Fig. 13(b).

4 Conclusions

In this work we propose a new model for field-directed aggregation of colloidal particles with anisotropic interactions induced by external fields. The model was inspired by recent experimental work^{8–10,12,32,37} on novel colloidal particles in which external fields can induce two, essentially decoupled, dipoles.

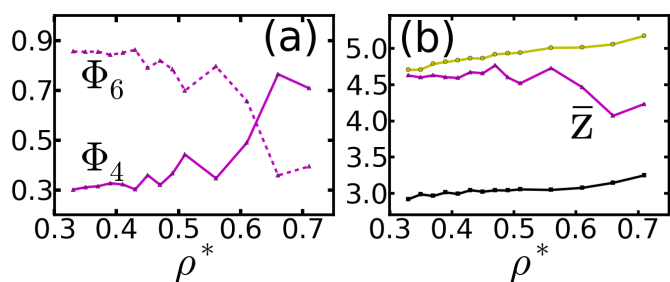


Fig. 13 (Color online) (a) Orientational bond order parameter Φ_4 and Φ_6 as function of density ρ^* for $\delta = 0.21\sigma$ at $T^* = 0.05$. (b) Mean coordination number \bar{z} as function of ρ^* at $T^* = 0.05$ for different $\delta = 0.1\sigma, 0.21\sigma$ and 0.3σ colored in yellow, purple and black, respectively.

The formation of particle networks with multiple percolation directions can find application in a range of new materials with anisotropic electrical and thermal conduction, magnetic or electric polarizability or unusual rheological properties. The aggregated clusters can be dispersed in liquid, while the percolated networks can be embedded in a polymer or gel medium⁴⁴. The key to the fabrication of such novel classes of materials containing particle clusters and networks is the control of the process parameters to obtain the desired interconnectivity, density and structure.

Against this background, the focus of our theoretical study was to understand the formation of *transient*, aggregated structures appearing at low-temperatures. Performing large-scale BD simulations we have found that, depending on the distribution of the field-induced attractive "sites" in the particles, different aggregation mechanisms arise. These have been analyzed via appropriate structural order parameters, bond time-correlation functions as well as by the fractal dimension. Our BD results demonstrate that by varying the charge separation parameter, that is, the distribution of attractive sites, the systems transform from DLCA (essentially rigid bonds) towards sDLCA (slippery bonds). Moreover, we show that the change of aggregation behavior is accompanied by significant changes of the local cluster structure.

Indeed, the cluster structure can be easily manipulated by exploiting the interplay between temperature, density and model parameter δ . This allows formation of unexpected structures e.g., pronounced rectangular packing instead of closed packed hexagonal structures by increasing density. This unusual behavior appears to be dictated by the inability of the originally formed lattices with square symmetry to re-arrange into more dense hexagonal lattices. It has potentially important consequences for colloidal assembly, as it points out the ability to use multidirectional field-driven assembly for the making of lower-density, yet highly interconnected, phases.

Future research should focus on a more detailed investigation of the interplay between the aggregation mechanisms observed here (anisotropic and slippery DLCA), and the *equilibrium* phase behavior, particularly the location of a condensation transition and of percolation at higher densities. This includes investigation of the influence of entropy which we did not discuss but is expected to strongly influence the aggregation behavior⁴⁵.

In conclusion, our study makes an important contribution to current research on structural and dynamical phenomena accompanying self-assembly of complex colloids^{19,21}. In particular, we have introduced a generic model describing colloids in multidirectional fields yielding tunable multipolar interactions. Our study thus provides a microscopic understanding of aggregation processes in such systems.

Acknowledgements

We gratefully acknowledge stimulating discussions with Bhuvnesh Bharti (NCSU). This work was supported by the NSF's Research Triangle MRSEC, DMR-1121107 and by The German Research Foundation via the International Research Training Group (IRTG) 1524 'Self-Assembled Soft Matter Nano-Structures at Interfaces'.

References

- 1 A. Walther and A. H. E. Müller, *Soft Matter*, 2008, **4**, 663.
- 2 Yufeng Wang, Yu Wang, Dana R. Breed, Vinodhan N. Manoharan, Lang Feng, Andrew D. Hollingsworth, Marcus Weck, and David J. Pine, *Nature*, 2012, **491**, 51.
- 3 M. J. Salomon, *Current Opinion in Colloid & Interface Science*, 2011, **16**, 158.
- 4 S. Scanna, L. Rossi and D. J. Pine, *J. Am. Chem. Soc.*, 2012, **134**, 6112.
- 5 F. Ma, D. T. Wu and N. Wu, *J. Am. Chem. Soc.*, 2013, **135**, 7839.
- 6 J. Yan, M. Bloom, S. C. Bae, E. Luijten and S. Granick, *Nature*, 2012, **491**, 578.
- 7 G. Rosenthal, K. E. Gubbins, and S. H. L. Klapp, *J. Chem. Phys.*, 2012, **136**, 174901.
- 8 S. O. Lumsdon, E. W. Kaler, and O. D. Velev *Langmuir*, 2004, **20**, 2108.
- 9 B. Bharti and O. D. Velev, *Langmuir*, 2015.
- 10 A. Ruditskiy, B. Ren and I. Kretschmar, *Soft Matter* 2013 **9** 9174.
- 11 S. Gangwal, O. J. Cayre and O. D. Velev, *Langmuir*, 2008, **24**, 13312.
- 12 S. Gangwal, A. Pawar, I. Kretschmar and O. D. Velev, *Soft Matter*, 2010, **6**, 1413.

-
- 13 T. Ott, H. Löwen, and M. Bonitz, *Phys. Rev. E*, 2014, **89**, 013105.
- 14 H. Löwen, *J. Phys.: Condens. Matter*, 2008, **20**, 404201.
- 15 S. Elborai, D.-K. Kim, X. He, S.-H. Lee, S. Rhodes, and M. Zahn, *Journal of Applied Physics*, 2005, **97**, 10Q303.
- 16 A. Dawar and A. Chandra, *Physics Letters. A.*, 2014, **378**, 2951.
- 17 H. Schmidle, S. Jäger, C. K. Hall, O. D. Velev and S. H. L. Klapp, *Soft Matter*, 2013, **9**, 2518.
- 18 H. Schmidle, C. K. Hall, O. D. Velev, and S. H. L. Klapp, *Soft Matter*, 2012, **8**, 1521.
- 19 J. Russo, J. M. Tavares, P. I. C. Teixeira, M. M. Telo da Gama and F. Sciortino, *Phys. Rev. Lett.*, 2011, **106**, 085703.
- 20 E. Zaccarelli, *J. Phys.: Condens. Matter.*, 2007, **19**, 323101.
- 21 S. Correzzi, C. D. Michele, E. Zaccarelli, P. Tartaglia, and F. Sciortino, *J. Phys. Chem. B.*, 2008, **113**, 1233.
- 22 T. A. Witten Jr. and L. M. Sander, *Phys. Rev. Lett*, 1981, **47**, 1400.
- 23 P. Meakin, *Physica D*, 1995, **86**, 104.
- 24 P. Meakin, *Phys. Rev. A*, 1988, **38**, 4799.
- 25 S. Tolman and P. Meakin, *Phys. Rev. A.*, 1989, **40**, 428.
- 26 R. Zhang, P. K. Jha, and M. O. Cruz, *Soft Matter*, 2013, **9**, 5042.
- 27 M. D. Haw. M. Sievwright, W. C. K. Poon, and P. N. Pusey, *Advances in Colloid and Interface Science*, 1995, **62**, 1.
- 28 S. Babu, J.C. Gimel, and T. Nicolai, *Eur. Phys. J. E.*, 2008, **27**, 297.
- 29 C. R. Seager, and T. G. Mason, *Phys. Rev. E.*, 2007, **75**, 011406.
- 30 G. Helgesen, A. T. Skjeltrop, P. M. Mors, R. Botet, and R. Julien, *Phys. Rev. Lett.*, 1988, **61**, 1736.
- 31 N. Yoshioka, I. Varga, F. Kun, S. Yukawa, and N. Ito, *Phys. Rev. E.*, 2005, **72**, 061403.
- 32 J. Byrom, and L. Biswal, *Soft Matter*, 2013, **9**, 9167.
- 33 M. Suzuki, F. Kun, and N. Ito, *Phys. Rev. E*, 2009, **80**, 021402.
- 34 M. N. Popescu, H. G. E. Hentschel, and F. Family, *Phys. Rev. E.*, 2004, **69**, 061403.
- 35 R. C. Ball, *Physica* 1986, **140A**, 62.
- 36 J.-M. Jin, K. Parbhakar, L. H. Dao, and K. H. Lee, *Phys. Rev. E.*, 1996, **54**, 997.
- 37 B. Bharti and O. D. Velev, *to be published*.
- 38 F. L. Bragaa, and M.S. Ribeiro, *Computer Physics Communications*, 2011, **182**, 1602.
- 39 A. Goyal, C. K. Hall, and O. D. Velev, *Phys. Rev. E*, 2008, **77**, 031401.
- 40 D. L. Ermak, *J. Chem. Phys.*, 1975, **62**, 4189.
- 41 J.-P. Hanson and I. R. McDonald, *Academic Press*, 2006.
- 42 J. G. Kirkwood and F. P. Buff, *J. Chem. Phys.*, 1951, **19**, 774.
- 43 X. Guo and U. Riebel, *J. Chem. Phys.*, 2006, **125**, 144504.
- 44 P. J. Krommenhoek and J. B. Tracy, *Part. Part. Syst. Charact.*, 2013, **30**, 759.
- 45 X. Mao, Q. Chen, and S. Granick, *Nature Materials*, 2013, **12**, 217.