

A SIMPLE ANALYTICAL MODEL FOR GAPS IN PROTOPLANETARY DISKS

PAUL C. DUFFELL

Astronomy Department and Theoretical Astrophysics Center, University of California, Berkeley
Draft version November 6, 2018

ABSTRACT

An analytical model is presented for calculating the surface density as a function of radius $\Sigma(r)$ in protoplanetary disks in which a planet has opened a gap. This model is also applicable to circumbinary disks with extreme binary mass ratios. The gap profile can be solved for algebraically, without performing any numerical integrals. In contrast with previous one-dimensional gap models, this model correctly predicts that low-mass (sub-Jupiter) planets can open gaps in sufficiently low-viscosity disks, and it correctly recovers the power-law dependence of gap depth on planet-to-star mass ratio q , disk aspect ratio h/r , and dimensionless viscosity α found in previous numerical studies. Analytical gap profiles are compared with numerical calculations over a range of parameter space in q , h/r , and α , demonstrating accurate reproduction of the “partial gap” regime, and general agreement over a wide range of parameter space.

Subject headings: hydrodynamics — planet-disk interactions — planets and satellites: formation — protoplanetary disks

1. INTRODUCTION

Disk-satellite interactions have been studied for decades. The general problem of an orbiting point mass interacting gravitationally with a surrounding disk of either gas or solids is a fundamental physics problem with a multitude of applications in astrophysics. Saturn’s rings, for example, are an exquisite testbed for disk-satellite interactions in the case where the disk is composed entirely of solids (Goldreich & Tremaine 1978). For the hydrodynamic case, how a planet interacts with the gaseous disk which spawned it is of great importance to the question of how the planets formed. It also provides a vital key-stone in our interpretation of observational data, both of extrasolar planetary systems and of debris disks around newly formed stars. Additionally, disk-satellite interactions are of importance to the orbital evolution of a black hole binary embedded in a circumbinary disk.

The linear theory of hydrodynamical disk-planet interactions has been very successful so far (Goldreich & Tremaine 1978, 1980; Ward 1986). Predictions of the disk’s linear response to the planet and subsequent predictions of the disk perturbation’s gravitational influence on the planet have been accurately reproduced in numerical studies. This is true for questions of planetary (Type I) migration rates (e.g. Tanaka et al. 2002; D’Angelo & Lubow 2010), and of the eccentricity evolution of the planet (e.g. Cresswell & Nelson 2006; Cresswell et al. 2007; Bitsch & Kley 2010).

The details of nonlinear theory, however, have not all been reproduced in numerical studies. In linear theory, a spiral wave is excited by the planet, and passes politely through the disk. After each wave front passes, it leaves no trace of its presence. A nonlinear wave, however, can shock. When it does so, it imparts its angular momentum to the disk, causing fluid elements to move away from the planet’s position. This process carves out a low-density annulus in the vicinity of the planet’s or-

bit. This low-density region is known as a “gap”, and its detailed properties have eluded a robust and numerically reproducible semi-analytical description for some time.

Many attempts have been made to describe this three-dimensional system with a one-dimensional model, to predict the gap structure, i.e. the surface density Σ as a function of radius r . Varnière et al. (2004) took the disk evolution equations of Lynden-Bell & Pringle (1974) and added a planetary torque term, to predict the width and shape of gaps. The calculated gaps turned out to be much wider than those seen in numerical studies. Crida et al. (2006) attempted to fix this by adding a component due to “pressure torque” in the disk. However, both of these studies predicted gaps which were much too deep. In part, this is because the model for torque deposition was too simplistic; for example, the torque from the planet was calculated locally, even though the transfer of angular momentum from the planet to the disk by shocks is an inherently nonlocal process, as the wave must propagate some distance before shocking. Additionally, these studies considered the role of planetary torque as a barrier holding back the viscous accretion of gas. Such considerations predict strict criteria for gap opening (Lin & Papaloizou 1979, 1993; Bryden et al. 1999; Crida et al. 2006) but semi-analytical and numerical studies have demonstrated that planets can violate these criteria and still open gaps on long timescales (Goodman & Rafikov 2001; Dong et al. 2011b,a; Duffell & MacFadyen 2012).

Similarly problematic assumptions have been made for 1D models of circumbinary disks. Disk models of Syer & Clarke (1995) and later Kocsis et al. (2012) implicitly assume that if the planet does not migrate with the gas, there is a “pile-up” of gas at the outer edge of the gap. In contrast, the disk model of Lubow & D’Angelo (2006) considered gas flow across the gap, but even that study assumed that the planet’s presence affected the accretion rate at infinity.

Not only are many of these assumptions incorrect (see for example Duffell et al. 2014), but they also result in

gap profiles which are inconsistent with numerical experiments. The gap profiles in these studies generally predict exponentially deep gaps; that is, the surface density near the planet is depleted by a factor $\sim \exp(-(q/q_{\text{gap}})^2)$ relative to the unperturbed state, where q is the planet-to-star mass ratio, and q_{gap} is some critical threshold for gap opening. On the other hand, several recent numerical parameter surveys have shown that gap depth scales as a power-law with q , h/r and α (Duffell & MacFadyen 2013; Fung et al. 2014), so that gaps are not as depleted as in the 1D models.

Fung et al. (2014) provided an argument for the power-law scalings found in Duffell & MacFadyen (2013), pointing out that the torque produced by the planet would be proportional to the surface density in the gap near the planet’s position Σ_p , assuming that the torque was dominated by resonances excited inside the gap. Very recently, Kanagawa et al. (2015) produced a 1D model for gaps which repeated the arguments of Fung et al. (2014), recovering the power-law scaling of Duffell & MacFadyen (2013).

However, Kanagawa et al. (2015) used an incomplete description of the planetary torque. For most of their study, the torque was specified as the *excitation* torque in the disk, as calculated by linear theory, whereas the torque which controls gap opening is the *deposition* torque, i.e. the rate of transfer of angular momentum from the planetary wake to the disk by shocks. They attempted to fold this into their study by including a parameter x_d which measured the distance the wave travels from the planet before shocking. The resultant gap profile was then some function of the quantity x_d , which was treated as a free parameter.

Fortunately, the process of excitation and deposition of torque in the disk has been studied by Goodman & Rafikov (2001) (hereafter GR01). Therefore, there is no need to speculate about this process, at least in the weakly nonlinear regime. In the present study, the planetary angular momentum flux derived by GR01 is applied to a disk model similar to Kanagawa et al. (2015). These disk equations can then be solved *algebraically* for the surface density, so that it is not necessary to perform any numerical integrals as in Crida et al. (2006) and Kanagawa et al. (2015).

The model is described in section 2. In section 3, the resultant gap profile $\Sigma(r)$ is compared with gap profiles from a recent parameter survey (Duffell 2014) and agreement is found, particularly in the “partial gap” regime. This provides confidence that a complete 1D disk model may be possible after taking into account higher-order effects. A summary and discussion is given in section 4.

These results may be testable observationally in the not-too-distant future, as the ALMA project may be capable of measuring surface density profiles in transition disks.

2. DESCRIPTION OF THE ANALYTICAL MODEL

The initial approach here is essentially equivalent to that of Varnière et al. (2004), though the underlying equations will be derived in a slightly different manner. Rather than using the equation of mass flux to derive a differential equation for $\Sigma(r)$, a planetary torque term is inserted into the equation of angular momentum flux, and the fluxes at infinity are assumed to be unaffected

by the presence of the planet. The system is then solved algebraically.

The equations of mass and angular momentum conservation in a steady-state viscous disk are as follows (ignoring the planet, at first):

$$\dot{M} = -2\pi r \Sigma v_r = \text{const} \quad (1)$$

$$\dot{J} = -\dot{M} r^2 \Omega - 2\pi r^3 \Sigma \nu \frac{d\Omega}{dr} = \text{const} \quad (2)$$

where \dot{M} is the mass accretion rate, \dot{J} is the angular momentum flux, v_r is the radial drift velocity, Ω is the orbital angular velocity of the gas, and ν is the kinematic viscosity. All quantities are vertically and azimuthally averaged. The accretion rate is defined so that positive \dot{M} implies inward accretion. The first term in (2) is the flux due to advection, and the second term is due to viscous torques.

Assuming Keplerian Ω (as will generally be done for simplicity in this study), equation (2) becomes

$$\dot{J} = -\dot{M} r^2 \Omega + 3\pi \Sigma \nu r^2 \Omega. \quad (3)$$

There are two possible solutions such that \dot{M} and \dot{J} are both spatially uniform. The first is $\dot{M} = 0$, $\dot{J} = 3\pi \Sigma \nu r^2 \Omega = \text{constant}$, and the second is $\dot{M} = 3\pi \Sigma \nu = \text{constant}$, $\dot{J} = 0$, so that viscous angular momentum transport outwards exactly cancels advective transport inwards. The latter solution will be concentrated on in this study, as there is zero accretion in the former solution. However, the $\dot{M} = 0$ solution does not pose any additional challenges, and what follows would be nearly identical (a linear combination of the two is also possible, but again this is ignored in the current study for simplicity).

Thus, for this (unperturbed) solution, the surface density Σ is inversely proportional to the viscosity, ν . If ν is spatially uniform, then Σ will also be, in steady state.

Once the constants \dot{M} and \dot{J} are known, one can add a planetary torque as an additional source of angular momentum flux:

$$\dot{J} = -\dot{M} r^2 \Omega + 3\pi \Sigma \nu r^2 \Omega + \Phi_p(r) = 0 \quad (4)$$

$\Phi_p(r)$ is the angular momentum flux generated by the planet; the torque density deposited by shocks is given by the negative derivative of this function.

Note that it is assumed that the planet does not affect the values of \dot{M} and \dot{J} at infinity, so that in particular the gap does not act as a “barrier” preventing mass flux through the system. The surface density $\Sigma(r)$ adjusts itself to maintain these values of \dot{M} and \dot{J} in the presence of the planet. The value of \dot{M} is the unperturbed value, the same as it would be in absence of the planet:

$$\dot{M} = 3\pi \nu \Sigma_0(r) \quad (5)$$

(the viscosity ν can also depend on radius, but this notation was omitted for simplicity). The planet’s influence is entirely housed in the planetary angular momentum flux, $\Phi_p(r)$. $\Phi_p(r)$ is determined by how far the wave propagates before shocking, and how quickly its angular momentum is transferred to the disk after shocking.

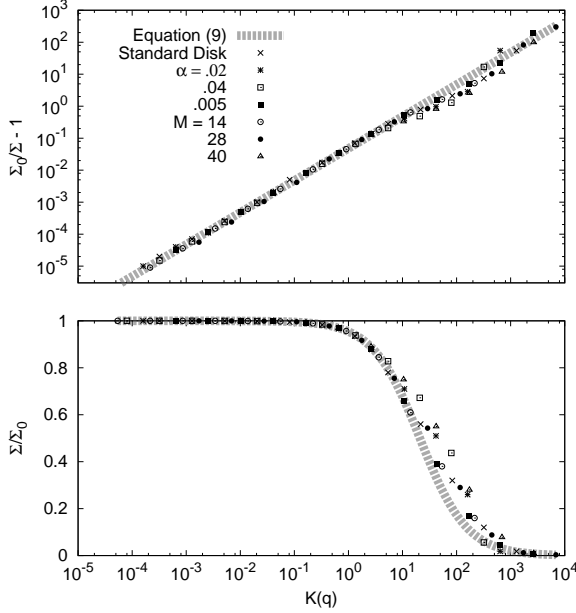


FIG. 1.— Gap depth Σ_p/Σ_0 is plotted for 84 different planet-disk models, from the parameter survey of Duffell (2014). These depths are compared with equation (9). Planet-to-star mass ratio ranged from $q = 10^{-6}$ to $q = 2 \times 10^{-3}$, Mach number ranged from $\mathcal{M} = 14$ to $\mathcal{M} = 40$, and viscosity ranged from $\alpha = 0.005$ to $\alpha = 0.04$. The horizontal axis plots the quantity $K(q) = q^2 \mathcal{M}^3 / \alpha$.

This process has been studied by Goodman & Rafikov (2001), and their calculations provide a clear prescription for $\Phi_p(r)$ which applies in the weakly nonlinear regime. The specific details of this function will be discussed further in section 2.1, but the overall scaling is given by the one-sided torque emanating from the planet:

$$\Phi_p(r) = \Sigma_p a^4 \Omega_p^2 q^2 \mathcal{M}^3 f(r) \quad (6)$$

where a is the radial position of the planet, Σ_p is the surface density at the planet's position $\Sigma(a)$, q is the planet-to-star mass ratio, and \mathcal{M} is the Mach number (the inverse of the disk aspect ratio h/r). $f(r)$ is a dimensionless function of r , discussed later. Near the planet, f evaluates to $f(a) = f_0$, where f_0 is some dimensionless order-unity constant. Note that there is an implicit assumption that the waves are excited within the gap, so that the angular momentum flux is proportional to the density in the gap, Σ_p .

Evaluating (4) at the planetary position (also incorporating (5) for the mass flux) gives:

$$-3\pi\nu\Sigma_0 a^2 \Omega_p + 3\pi\Sigma_p \nu a^2 \Omega_p + \Sigma_p a^4 \Omega_p^2 q^2 \mathcal{M}^3 f_0 = 0. \quad (7)$$

This can be inverted to find a formula for gap depth:

$$\frac{\Sigma_p}{\Sigma_0} = (1 + f_0 \frac{q^2 \mathcal{M}^3 a^2 \Omega_p}{3\pi\nu})^{-1}. \quad (8)$$

This recovers the gap depth scaling reported in Duffell & MacFadyen (2013). This exercise was also effectively carried out by Fung et al. (2014), and by Kanagawa et al. (2015). More specifically,

$$\frac{\Sigma_p}{\Sigma_0} = \frac{1}{1 + f_0 K(q)/(3\pi)} \quad (9)$$

where

$$K(q) \equiv q^2 \mathcal{M}^3 / \alpha \quad (10)$$

and α is the dimensionless Shakura-Sunyaev viscosity parameter, $\alpha = \nu \mathcal{M}^2 / (a^2 \Omega)$. Figure 1 compares gap depths from equation (9) with steady-state 2D solutions from a numerical parameter survey over q , α and \mathcal{M} (Duffell 2014), demonstrating the accuracy of this formula over a wide range of parameter space. For these 84 disk models, the only significant deviation from equation (9) is in the $K \sim 10 - 1000$ range, where higher-order effects become important. For larger values of K , Fung et al. (2014) found that this scaling eventually changes, suggesting that higher-order effects become important for very large $K > 10^4$. This figure was used to constrain the one free parameter $f_0 = 0.45$. This value of f_0 is also consistent with the one-sided torque calculated numerically in these disk models ($f_0 \approx 0.451 \pm 0.534/\mathcal{M}$, where the \pm sign indicates the torque excited on either side of the planet, with the greater torque excited in the outer disk). After choosing $f_0 = 0.45$, the model is completely specified.

2.1. Density as a Function of Radius

Now with this value of Σ_p , one can return to the original \dot{J} equation:

$$-3\pi\nu\Sigma_0(r)r^2\Omega + 3\pi\Sigma(r)\nu r^2\Omega + \Sigma_p a^4 \Omega_p^2 q^2 \mathcal{M}^3 f(r) = 0. \quad (11)$$

Given Σ_p/Σ_0 , which was calculated above (9), one can solve (11) for $\Sigma(r)$:

$$\Sigma(r) = \Sigma_0(r) \left(1 - \frac{f(r)K(q)/(3\pi)}{1 + f_0 K(q)/(3\pi)} \sqrt{a/r} \right) \quad (12)$$

The function $f(r)$ is a scaled-out version of the angular momentum flux due to the shocking of the planetary wake, which has been calculated semi-analytically by Goodman & Rafikov (2001) in shearing-box coordinates, and this result has been extended to global disk coordinates by Rafikov (2002). Therefore, there is a well-specified formula for $\Phi_p(r)$ throughout the entire disk, specifically applicable for low-mass planets whose planetary influence is weakly nonlinear. By design, this is only meant to apply if the quantity $q\mathcal{M}^3 \ll 1$, meaning for sub-Jupiter planets. However, it may be possible to improve the semi-analytic calculation of $\Phi_p(r)$, leading to an accurate model for all planet masses. This will be attempted in a future study.

For the present study, the formula for $\Phi_p(r)$ comes from the calculations of Goodman & Rafikov (2001) and Rafikov (2002). The wave conserves its angular momentum until it shocks and deposits its angular momentum into the disk. Therefore, the function $f(r)$ is simply a constant, until the distance from the planet that the wave shocks. The explicit shape of this function is shown in Figure 3 of GR01, and its extension to a global disk is

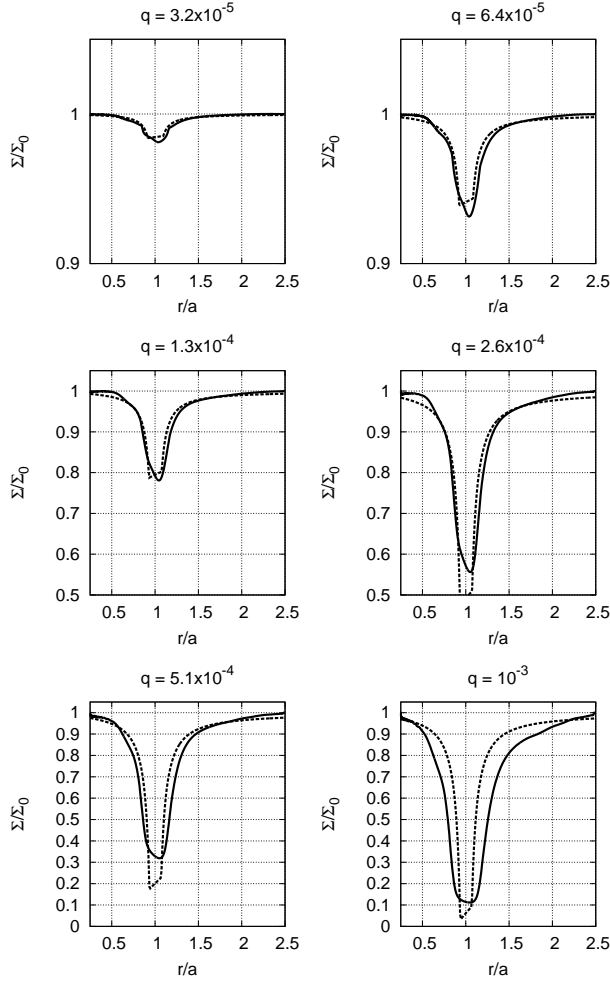


FIG. 2.— Several planet masses test the 1D model, for a disk with $\mathcal{M} = 20$, $\alpha = 0.01$. Solid curves are numerical, while dashed curves are analytical. Agreement is found for lower-mass planets, in the “partial gap” regime. For more massive planets ($q \sim 10^{-3}$, or Jupiter-mass), there is less agreement. However, improvements may be made by taking into account the change in the torque due to the detailed gap structure.

shown in Figure 3 of Rafikov (2002). The function $f(r)$ can be described in terms of the parameter $\tau(r)$:

$$f(r) = \begin{cases} f_0 & \tau(r) < \tau_{sh} \\ f_0 \sqrt{\tau_{sh}/\tau(r)} & \tau(r) > \tau_{sh} \end{cases} \quad (13)$$

where the shock position τ_{sh} was calculated by Goodman & Rafikov (2001), and is given by

$$\tau_{sh} = 1.89 + 0.53/(q\mathcal{M}^3) \quad (14)$$

The parameter $\tau(r)$ represents an appropriately-scaled distance from the planet. In shearing-box coordinates, this is given by

$$\tau(r) = \frac{2^{3/4}}{5} \left| \frac{3}{2} \mathcal{M}(r/a - 1) \right|^{5/2} \quad (15)$$

To apply this to a global disk, in which surface density and sound speed vary as $\Sigma \propto r^{-p_1}$ and $c \propto r^{-p_2}$, one must perform the following integral

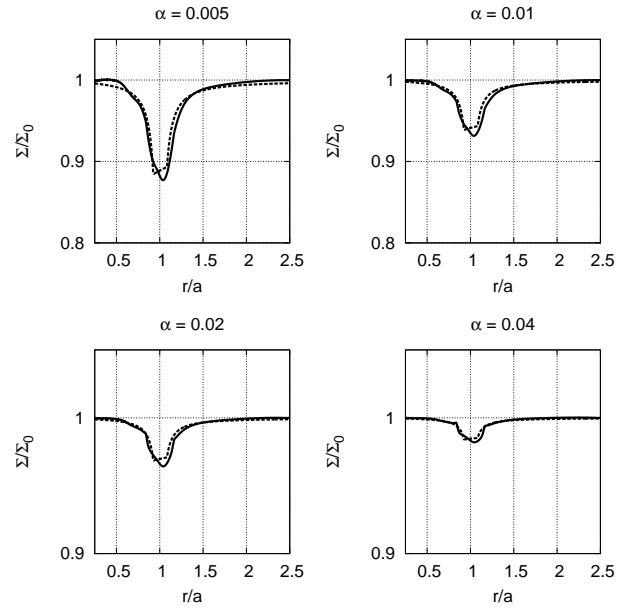


FIG. 3.— Variation with viscosity is tested for the $q = 6.4 \times 10^{-5}$ ($\sim 20M_{\oplus}$) planet, in a disk with $\mathcal{M} = 20$.

$$\tau(r) = \frac{3}{2^{5/4}} \mathcal{M}^{5/2} \left| \int_1^{r/a} |s^{3/2} - 1|^{3/2} s^{(5p_2+p_1)/2-11/4} ds \right| \quad (16)$$

which can be integrated analytically and expressed in terms of hypergeometric functions.

Equations (12),(13),(14), and (16) completely specify the value of the surface density at every point in the disk, given the parameters q , α , and h/r , and the background surface density profile $\Sigma_0(r)$.

3. COMPARISON WITH NUMERICAL RESULTS

The accuracy and range of applicability of this simple analytical model are tested by comparing directly with numerical calculations from the extensive parameter survey of Duffell (2014). In that survey, three parameters were varied: mass ratio q , Mach number \mathcal{M} (or equivalently $h/r = 1/\mathcal{M}$), and viscosity ν (or equivalently, $\alpha = \nu\mathcal{M}^2/(a^2\Omega_p)$).

Figure 2 shows variation with mass ratio for a disk with $\mathcal{M} = 20$ and $\alpha = 0.01$. Mass ratios from $q = 3.2 \times 10^{-5}$ to $q = 10^{-3}$ are studied showing a wide range of applicability of the 1D model. Near $q = 10^{-3}$ (Jupiter-mass), the model begins to break down as the gap is significantly wider than predicted, but the depth of the gap is still reasonably accurate.

The reason for the deviation around Jupiter-mass is likely that all of the excitation is assumed to come from within the gap, whereas once the gap becomes deep enough, the dominant resonances live just outside the gap edges. It is likely that a great deal of improvement would come from modifying the function $\Phi_p(r)$ to account for excitation of waves in the presence of the detailed shape of the gap.

Figure 3 shows variation of the gap profile with viscosity, for a $q = 6.4 \times 10^{-5}$ ($\sim 20M_{\oplus}$) planet in a disk

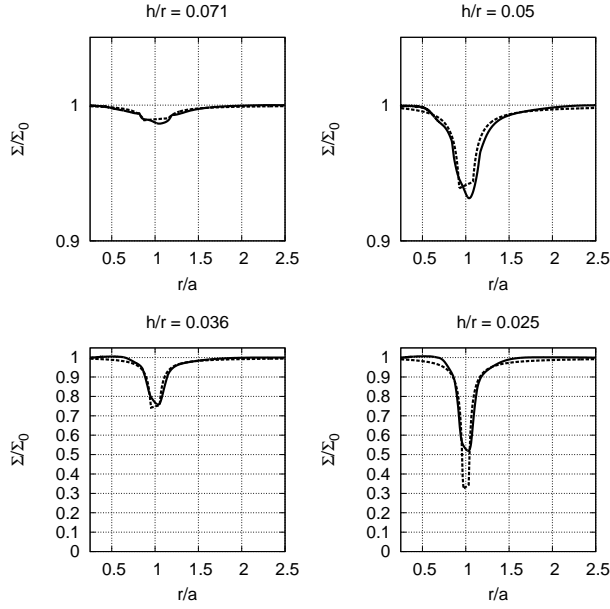


FIG. 4.— Dependence on disk temperature is explored, by varying the Mach number \mathcal{M} (or equivalently $h/r = 1/\mathcal{M}$). α is kept fixed, whereas $\nu = \alpha a^2 \Omega_p / \mathcal{M}^2$ is varied.

with $h/r = 0.05$ ($\mathcal{M} = 20$). The gap depth and shape is accurately captured for this range of viscosities.

Finally, Figure 4 shows dependence on disk temperature (equivalently \mathcal{M} or h/r) for $q = 6.4 \times 10^{-5}$, $\alpha = 0.01$ (α is fixed, but $\nu = \alpha a^2 \Omega_p / \mathcal{M}^2$ varies with \mathcal{M}). The shape of the gap is reasonably well-captured, but again once the gap becomes deep enough, there is a similar deviation from the model (this same deviation occurs at around $K \sim 100$ in Figure 1; note that the last panel in this figure has $K = 42$).

This analytic model should be improved for the case of deep gaps (this is planned for a future study), but it accurately captures the “partial gap” regime, and the

basic fundamentals are correct in that the scalings of Duffell & MacFadyen (2013) are reproduced, and low-mass planets can also open gaps in sufficiently low-viscosity disks, which has also been seen numerically (Dong et al. 2011b,a; Duffell & MacFadyen 2012).

4. DISCUSSION

A simple analytical model has been presented for gap profiles in protoplanetary disks. In this model, effects due to planetary torque come directly from the detailed calculations of shock propagation by GR01, and Rafikov (2002).

The model is solved algebraically, and compared with long-duration numerical calculations. The model’s performance in the “partial gap” regime is unprecedented in its agreement with numerical calculations and its reproduction of empirically found scalings. For deep gaps, the model does not correctly predict the gap shape. This is most likely due to the fact that resonances located several scale heights from the planet become dominant once the gap suppresses the resonances nearest the planet. Additionally, effects due to non-Keplerian orbital motion should become important for very deep gaps.

One could envision an iterative procedure for folding these effects into the analytic formula. For example, given the profile $\Sigma(r)$, one could calculate the contribution of the torque from all resonances in the disk. This could give a new form for $\Phi_p(r)$, which would provide a corrected surface density via equation (11). This process could be repeated until a converged gap profile is found. Such a procedure will be attempted in a future study.

Resources supporting this work were provided by the NASA High-End Computing (HEC) Program through the NASA Advanced Supercomputing (NAS) Division at Ames Research Center.

I am grateful to Eugene Chiang, Roman Rafikov, Andrew MacFadyen, Steve Stahler, Eliot Quataert, Kazuhiro Kanagawa, Alessandro Morbidelli, and Aurelien Crida for helpful comments.

REFERENCES

- Bitsch, B., & Kley, W. 2010, *A&A*, 523, A30
 Bryden, G., Chen, X., Lin, D. N. C., Nelson, R. P., & Papaloizou, J. C. B. 1999, *ApJ*, 514, 344
 Cresswell, P., Dirksen, G., Kley, W., & Nelson, R. P. 2007, *A&A*, 473, 329
 Cresswell, P., & Nelson, R. P. 2006, *A&A*, 450, 833
 Crida, A., Morbidelli, A., & Masset, F. 2006, *Icarus*, 181, 587
 D’Angelo, G., & Lubow, S. H. 2010, *ApJ*, 724, 730
 Dong, R., Rafikov, R. R., & Stone, J. M. 2011a, *ApJ*, 741, 57
 Dong, R., Rafikov, R. R., Stone, J. M., & Petrovich, C. 2011b, *ApJ*, 741, 56
 Duffell, P. C. 2014, *ArXiv e-prints*, arXiv:1412.8092
 Duffell, P. C., Haiman, Z., MacFadyen, A. I., D’Orazio, D. J., & Farris, B. D. 2014, *ApJ*, 792, L10
 Duffell, P. C., & MacFadyen, A. I. 2012, *ApJ*, 755, 7
 —. 2013, *ApJ*, 769, 41
 Fung, J., Shi, J.-M., & Chiang, E. 2014, *ApJ*, 782, 88
 Goldreich, P., & Tremaine, S. 1980, *ApJ*, 241, 425
 Goldreich, P., & Tremaine, S. D. 1978, *Icarus*, 34, 227
 Goodman, J., & Rafikov, R. R. 2001, *ApJ*, 552, 793
 Kanagawa, K. D., Tanaka, H., Muto, T., Tanigawa, T., & Takeuchi, T. 2015, *MNRAS*, 448, 994
 Kocsis, B., Haiman, Z., & Loeb, A. 2012, *MNRAS*, 427, 2660
 Lin, D. N. C., & Papaloizou, J. 1979, *MNRAS*, 186, 799
 Lin, D. N. C., & Papaloizou, J. C. B. 1993, in *Protostars and Planets III*, ed. E. H. Levy & J. I. Lunine, 749–835
 Lubow, S. H., & D’Angelo, G. 2006, *ApJ*, 641, 526
 Lynden-Bell, D., & Pringle, J. E. 1974, *MNRAS*, 168, 603
 Rafikov, R. R. 2002, *ApJ*, 569, 997
 Syer, D., & Clarke, C. J. 1995, *MNRAS*, 277, 758
 Tanaka, H., Takeuchi, T., & Ward, W. R. 2002, *ApJ*, 565, 1257
 Varnière, P., Quillen, A. C., & Frank, A. 2004, *ApJ*, 612, 1152
 Ward, W. R. 1986, *Icarus*, 67, 164