

Line-absorption of He-like triplet lines by Li-like ions

Caveats of using line ratios of triplets for plasma diagnostics

M. Mehdipour¹, J.S. Kaastra^{1,2,3}, and A.J.J. Raassen^{1,4}

¹ SRON Netherlands Institute for Space Research, Sorbonnelaan 2, 3584 CA Utrecht, the Netherlands
e-mail: M.Mehdipour@sron.nl

² Department of Physics and Astronomy, Universiteit Utrecht, P.O. Box 80000, 3508 TA Utrecht, the Netherlands

³ Leiden Observatory, Leiden University, PO Box 9513, 2300 RA Leiden, the Netherlands

⁴ Astronomical Institute “Anton Pannekoek”, Science Park 904, 1098 XH Amsterdam, University of Amsterdam, the Netherlands

Received 15 April 2015 / Accepted 22 May 2015

ABSTRACT

He-like ions produce distinctive series of triplet lines under various astrophysical conditions. However, this emission can be affected by line-absorption from Li-like ions in the same medium. We investigate this absorption of He-like triplets and present the implications for diagnostics of plasmas in photoionisation equilibrium using the line ratios of the triplets. Our computations are carried out for the O VI and Fe XXIV absorption of the O VII and Fe XXV triplet emission lines, respectively. The fluorescent emission by the Li-like ions and continuum absorption of the He-like ion triplet lines are also investigated. We determine the absorption of the triplet lines as a function of Li-like ion column density and velocity dispersion of the emitting/absorbing medium. We find O VI line-absorption can significantly alter the O VII triplet line ratios in optically-thin plasmas, by primarily absorbing the intercombination lines and to lesser extent the forbidden line. Due to intrinsic line-absorption by O VI inside a photoionised plasma, the predicted ratio of forbidden to intercombination line intensity for the O VII triplet increases from 4 up to an upper-limit of 16. This process can explain the larger than expected triplet line ratios seen in some X-ray observations of photoionised plasmas. For the Fe XXV triplet, line-absorption by Fe XXIV becomes less apparent due to significant fluorescent emission by Fe XXIV. Without taking into account the associated Li-like ion line-absorption, the density diagnosis of photoionised plasmas using the observed line ratios of the He-like ion triplet emission lines can be unreliable, especially for low-Z ions.

Key words. Techniques: spectroscopic – Atomic processes – Atomic data – X-rays: general

1. Introduction

Atomic transitions and their resulting spectral lines provide a wealth of useful information about astrophysical plasmas in the universe. High-resolution X-ray spectroscopy is key for diagnosis of hot plasmas. Over the last 15 years, the grating spectrometers onboard *Chandra* (LETGS, Brinkman et al. 2000 and HETGS, Canizares et al. 2000) and *XMM-Newton* (RGS, den Herder et al. 2001) have been instrumental in extracting important physical information from hot plasmas. One example of important spectral lines is that of He-like ions, which have been used for density and temperature diagnostics.

The first six excited states of a He-like atom have slightly different energy levels, depending on the angular momentum and spin of the excited electron, and have four line transitions to the ground state: the resonance line w ($1s2p\ ^1P_1 \rightarrow 1s^2\ ^1S_0$), the intercombination lines x ($1s2p\ ^3P_2 \rightarrow 1s^2\ ^1S_0$) and y ($1s2p\ ^3P_1 \rightarrow 1s^2\ ^1S_0$), and the forbidden line z ($1s2s\ ^3S_1 \rightarrow 1s^2\ ^1S_0$). Counting the x and y lines as one line, they are often called the He-like triplet. For the analysis of solar coronae, Gabriel & Jordan (1969) first proposed that the relative intensities of the lines in a He-like triplet can be used for temperature and density diagnostics. They introduced line ratios, dependent on electron density n_e and temperature T_e , which are $R(n_e) = z / (x + y)$ and $G(T_e) = (z + (x + y)) / w$, where w , $x + y$ and z stand for the intensities of the resonance, intercombination and forbidden lines, respectively. Since then other studies have advanced our understanding of He-like ion

diagnostics in collisional ionisation equilibrium (CIE) plasmas, as well as extending the diagnosis to plasmas in photoionisation equilibrium (PIE) and non-equilibrium ionisation (NEI). For example, Porquet & Dubau (2000) have computed and compared the R and G ratios for six He-like ions for plasmas under CIE, PIE and hybrid conditions. For a review of He-like diagnostic studies, see Porquet et al. (2010) and references therein.

The absorption lines of a Li-like ion occur close to the emission lines of its He-like ion triplet. Hence, the absorption lines can affect the intensity of the triplet lines, in particular that of the intercombination lines as shown in the present study. Without taking into account the Li-like line-absorption intrinsic to a medium emitting He-like triplets, incorrect triplet line ratios can be obtained, which result in misleading plasma diagnostics.

2. Diagnostics of photoionised plasmas using X-ray detections of He-like ion triplets

In the literature there are reported X-ray detections and diagnostics of He-like triplets in emission from photoionised plasmas in active galactic nuclei (AGN). Collinge et al. (2001) identified the forbidden and intercombination lines of both O VII and Ne IX in NGC 4051. The R -ratio was found to be about 5 for both triplets. Using this R -ratio and the theoretical calculations of Porquet & Dubau (2000), they obtain an upper-limit of $4 \times 10^{10} \text{ cm}^{-3}$ for the density n_e . McKernan et al. (2003) have estimated an upper limit of $R < 3$ for Ne IX and $R < 10$ for O VII in NGC 4593; these

Table 1. Atomic parameters of those O vii and Fe xxiv transitions, which contribute to the line-absorption of the O vii and Fe xxv triplet lines.

Ion	λ_c (Å)	E_c (keV)	Upper energy level	f_{osc}	A_{rad} (s ⁻¹)	A_{aut} (s ⁻¹)	A_{tot} (s ⁻¹)	ω
O vii	21.7881	0.569046	$1s2s(^1S)2p\ ^2P_{3/2}$	5.27×10^{-2}	3.68×10^{11}	6.98×10^{13}	7.02×10^{13}	5.24×10^{-3}
O vii	21.7891	0.569020	$1s2s(^1S)2p\ ^2P_{1/2}$	2.82×10^{-2}	3.93×10^{11}	6.96×10^{13}	7.00×10^{13}	5.61×10^{-3}
O vii	22.0189	0.563081	$1s2s(^3S)2p\ ^2P_{3/2}$	3.85×10^{-1}	2.64×10^{12}	8.72×10^{12}	1.14×10^{13}	2.32×10^{-1}
O vii	22.0205	0.563040	$1s2s(^3S)2p\ ^2P_{1/2}$	1.91×10^{-1}	2.61×10^{12}	9.57×10^{12}	1.22×10^{13}	2.14×10^{-1}
Fe xxiv	1.8563	6.6791	$1s(^2S)2s2p(^1P)\ ^2P_{3/2}$	9.80×10^{-4}	9.51×10^{11}	1.10×10^{14}	1.11×10^{14}	8.57×10^{-3}
Fe xxiv	1.8570	6.6764	$1s(^2S)2s2p(^1P)\ ^2P_{1/2}$	9.19×10^{-2}	1.77×10^{14}	8.18×10^{13}	2.59×10^{14}	6.83×10^{-1}
Fe xxiv	1.8611	6.6619	$1s(^2S)2s2p(^3P)\ ^2P_{3/2}$	4.97×10^{-1}	4.79×10^{14}	5.80×10^8	4.79×10^{14}	1.00
Fe xxiv	1.8635	6.6535	$1s(^2S)2s2p(^3P)\ ^2P_{1/2}$	1.63×10^{-1}	3.13×10^{14}	3.89×10^{13}	3.52×10^{14}	8.89×10^{-1}
Fe xxiv	1.8738	6.6167	$1s(^2S)2s2p(^3P)\ ^4P_{3/2}$	1.66×10^{-2}	1.57×10^{13}	7.23×10^{11}	1.64×10^{13}	9.57×10^{-1}

Notes. λ_c and E_c are the line-centre wavelength and energy, respectively. A_{rad} , A_{aut} and A_{tot} are the radiative, autoionisation and total transition probabilities, respectively. The oscillator strength f_{osc} and fluorescence yield ω are dimensionless. For all lines the lower energy level is $1s^22s^2S_{1/2}$.

constraints imply different densities of $n_e < 2 \times 10^{12} \text{ cm}^{-3}$ and $n_e < 8 \times 10^{10} \text{ cm}^{-3}$, respectively. Recently, Landt et al. (2015) found that the O vii R -ratio from RGS spectra of NGC 4151 is significantly higher than the one from their theoretical calculations for a PIE plasma using the Cloudy code (Ferland et al. 1998). For three of their observing epochs, in which the flux of the O vii lines is best constrained, they measure $R = 6.0 \pm 0.9$, 7.2 ± 1.0 and 11.9 ± 2.5 , whereas the predicted theoretical upper limit is $R = 4.0$. They also find that an additional contribution from a CIE plasma would not increase the predicted R -ratio high enough to reach the observed R . Lastly, the O vii R -ratio from RGS spectroscopy is observed to be 5.5 ± 1.7 in Mrk 3 (Pounds & Page 2005) and 9.3 ± 4.1 in NGC 1068 (Kraemer et al. 2015). After correcting for absorption using Cloudy, Kraemer et al. (2015) report that the absorption-corrected $R = 7.7 \pm 2.8$, which is still higher than their predicted R of 3.9 to 4.0. In general, the line ratios from X-ray detections of He-like triplets in AGN indicate some degree of deviation from theoretical predications for a PIE plasma, which may be due to Li-like ion line-absorption as we argue in this paper.

3. Computation of the Li-like ion line-absorption of the He-like ion triplet lines

The absorbed line intensity $I(\lambda)$ is related to the initial intensity $I_0(\lambda)$ before absorption according to $I(\lambda) = I_0(\lambda) T(\lambda)$, where $T(\lambda)$ is the transmittance of the absorbing medium as a function of wavelength λ . For the case of a slab containing an emitting and absorbing medium, the transmittance $T(\lambda) = (1 - e^{-\tau(\lambda)/\cos\theta}) / (\tau(\lambda)/\cos\theta)$, where $\tau(\lambda)$ is the optical depth of the medium and θ is the angle between the line-of-sight and the normal to the plane of the slab. In this work, we adopt $\theta = 0$. The optical depth $\tau(\lambda) = \tau_0 \phi(\lambda)$, where τ_0 is the optical depth at the line-center λ_c and $\phi(\lambda)$ is the line profile. The optical depth $\tau_0 = \alpha h \lambda_c f_{osc} N_{ion} / 2 \sqrt{2\pi} m_e \sigma_v$, where α is the fine structure constant, h the Planck constant, f_{osc} the oscillator strength, N_{ion} the column density of the absorbing ion, m_e the electron mass and σ_v the velocity dispersion. The line profile $\phi(\lambda)$ is modelled with a Voigt line profile $H(a, y)$, where $a = A_{tot}\lambda/4\pi b$, $y = c(\lambda - \lambda_c)/b\lambda_c$. Here, $b = \sqrt{2}\sigma_v$ and A_{tot} is the total transition probability, which is the sum of radiative A_{rad} and autoionisation A_{aut} transition probabilities. The atomic parameters of the O vii and Fe xxiv transitions, which contribute

to the line-absorption of the O vii and Fe xxv triplet emission lines, are given in Table 1. The parameters are obtained from the Flexible Atomic Code (FAC) (Gu 2008).

The emission lines of the He-like ion triplets were modelled using a Gaussian profile. The Voigt profile was not required as the Lorentzian contribution was found to be minimal for these lines, hence the Gaussian profile provides a decent approximation. The line-centre wavelengths of the O vii triplet lines are 21.6020 Å (w), 21.8044 Å (x), 21.8070 Å (y) and 22.1012 Å (z). The line-centre energies of the Fe xxv triplet lines are 6.7001 keV (w), 6.6822 keV (x), 6.6678 keV (y) and 6.6365 keV (z). The wavelengths/energies of the He-like triplets and the Li-like absorption lines are from the NIST Atomic Spectra Database v5 and Schmidt et al. (2004). In our computations, σ_v for the He-like ions was fixed to that of the Li-like ions as they are taken to be part of the same medium.

Following absorption by a Li-like ion, the excited ion de-excites by filling the vacancy in its inner shell with an outer-shell electron. The released energy emerges either as an Auger electron or a fluorescent photon. As the latter results in effectively cancelling out the Li-like line-absorption, its contribution needs to be taken into account. The fluorescence yield ω is given by $\omega = A_{rad}/(A_{rad} + A_{aut})$ and generally increases with the nuclear charge of the ion, thus the Fe xxiv lines have higher ω than the O vii lines (see Table 1). The observed effect of the fluorescent emission was approximated in our calculations by multiplying the τ of each absorption line with $(1 - \omega)$. So at $\omega = 0$, τ remains unchanged and at $\omega = 1$, τ becomes zero as all the absorbed line photons are re-emitted as fluorescent photons.

Figure 1 shows examples of O vii and Fe xxv triplet emission lines, absorbed by their Li-like ion counterparts. The contour diagrams of Fig. 2 show the emerging flux fraction of y and z lines of the He-like triplets after Li-like absorption and fluorescent emission as a function of $N_{Li-like}$ and σ_v . The corresponding contour plot for the intercombination x line is omitted to save space, as it looks identical (for O vii) or similar (for Fe xxv) to that of the y line. In Fig. 3 we show the column density limits at which continuum absorption and self-absorption of the He-like triplet lines (described in Sect. 3.1) become critical in CIE and PIE plasmas. Finally, Fig. 4 shows how the unabsorbed R -ratio of the He-like triplets is altered because of O vii and Fe xxiv line-absorption and fluorescent emission.

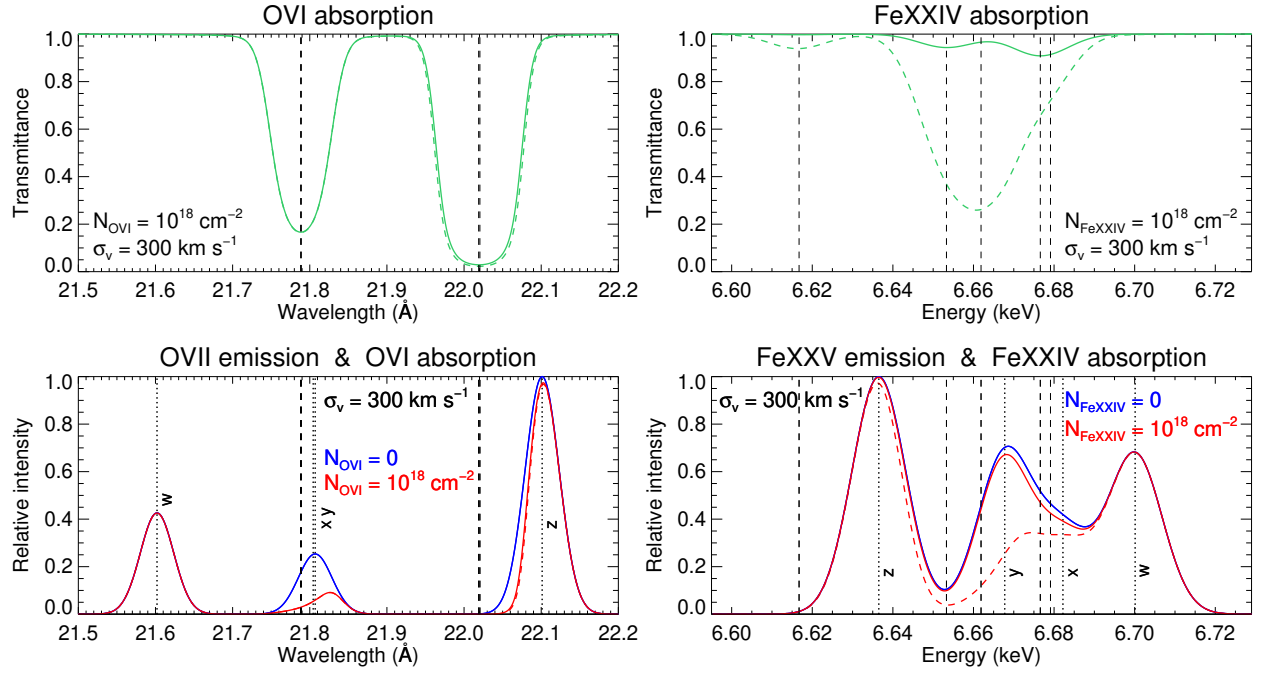


Fig. 1. *Top panels:* examples of O vi and Fe xxiv transmittance $T(\lambda)$ with $N_{\text{Li-like}} = 10^{18} \text{ cm}^{-2}$ and $\sigma_v = 300 \text{ km s}^{-1}$. *Bottom panels:* examples of O vii and Fe xxv triplet emission lines (for a PIE plasma case) absorbed by O vi and Fe xxiv lines, respectively. In all panels the effect of fluorescent emission is indicated using the dashed curves (excluding fluorescence) compared to the solid curves (including fluorescence). The λ_c or E_c of the He-like (O vii and Fe xxv) emission lines are indicated with vertical dotted lines and those of the Li-like (O vi and Fe xxiv) absorption lines with vertical dashed lines.

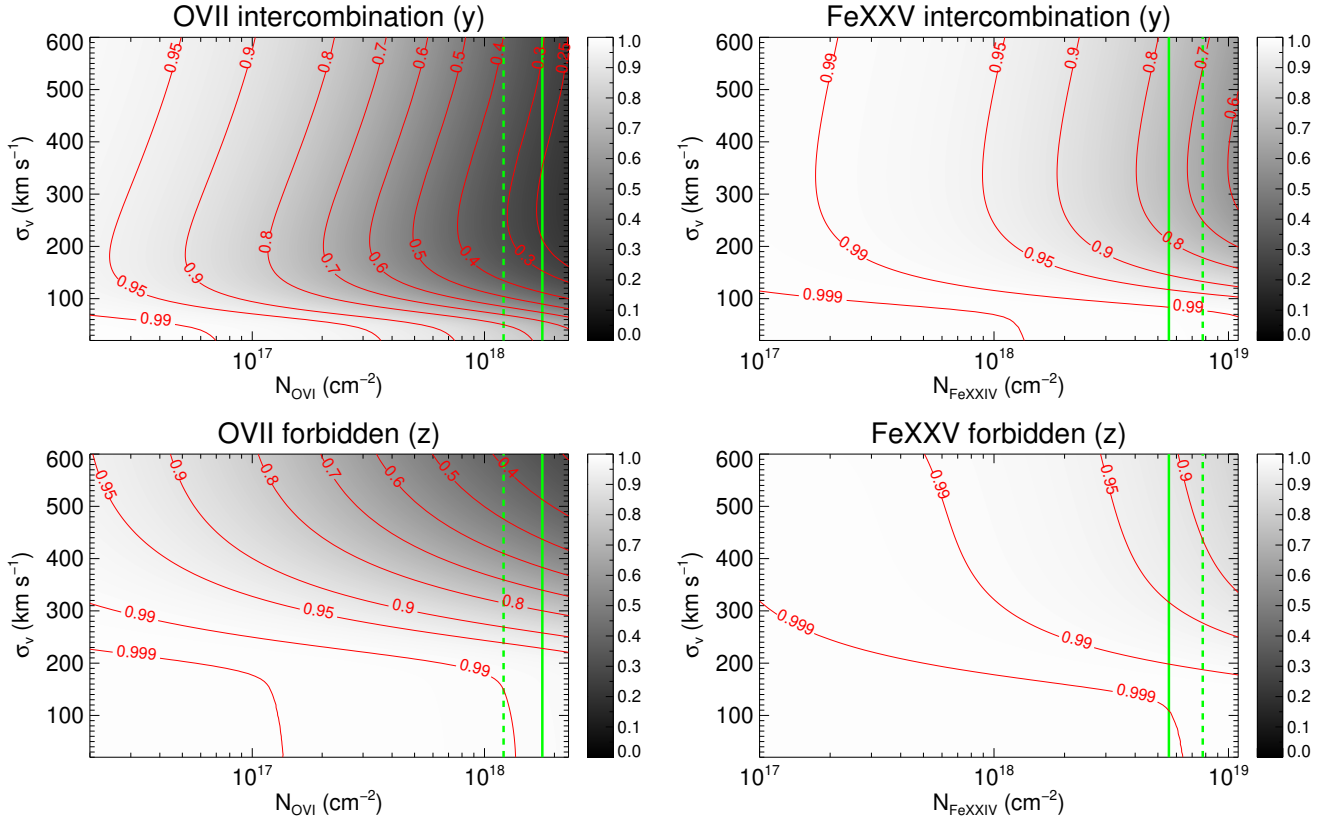


Fig. 2. Contour diagrams showing the remaining flux fraction of the intercombination y and forbidden z emission lines of O vii and Fe xxv triplets, after intrinsic line-absorption by the O vi and Fe xxiv ions (including fluorescent emission) as a function of $N_{\text{Li-like}}$ and σ_v . The green vertical lines in each panel indicate N_{crit} , which is the critical Li-like ion column density limit corresponding to continuum optical depth $\tau_{\text{cont}} = 1$ at the He-like triplet for CIE (dashed vertical line) and PIE (solid vertical line) plasma cases.

3.1. Continuum absorption and self-absorption of the He-like ion triplet emission lines

At sufficiently high column densities, absorption of line photons in the continuum becomes important. For CIE and PIE plasma cases, we have computed the critical column density (N_{crit}) of the Li-like ions for which the continuum optical $\tau_{\text{cont}} = 1$ at the He-like ion triplet. We used the hot (CIE) and pion (PIE) models in the SPEX code (Kaastra et al. 1996) v2.05.04 to calculate τ_{cont} for electron temperatures, where the ionic concentrations of O vi and Fe xxiv peak. For elemental abundances the proto-solar values of Lodders et al. (2009) were adopted. For the CIE case, these temperatures are found to be 0.0251 keV (2.91×10^5 K) for O vi and 1.58 keV (1.83×10^7 K) for Fe xxiv. For the PIE plasma case, we adopted the ionising Spectral Energy Distribution (SED) of NGC 5548 obtained by Mehdipour et al. (2015) (the 2013 ‘unobscured’ SED version), which is representative of that of a typical Seyfert-1 AGN. In this PIE case, the temperatures at which the Li-like ionic concentrations peak are found to be 0.00177 keV (2.05×10^4 K) for O vi and 0.402 keV (4.66×10^6 K) for Fe xxiv, respectively. The N_{crit} limits (corresponding to $\tau_{\text{cont}} = 1$ at the He-like triplets) for these CIE and PIE cases are overlaid on the contour diagrams of Figs. 2, 3 and 4. The O vi N_{crit} is $1.2 \times 10^{18} \text{ cm}^{-2}$ for the CIE and $1.8 \times 10^{18} \text{ cm}^{-2}$ for the PIE case. The Fe xxiv N_{crit} is $7.8 \times 10^{18} \text{ cm}^{-2}$ for the CIE and $5.6 \times 10^{18} \text{ cm}^{-2}$ for the PIE case.

In addition to continuum absorption, self-absorption of the He-like triplet lines also occurs. While the forbidden and intercombination line have in general a small optical depth τ_0 for line-absorption, the resonance line has a significant τ_0 . This is because f_{osc} of the resonance line is much larger than those of the intercombination and forbidden lines. For O vii, f_{osc} is 0.696 for w , which is larger than f_{osc} of x , y and z by a factor of about 5.86×10^6 , 5850 and 2.99×10^9 , respectively. For Fe xxv, f_{osc} is 0.798 for w , which is larger than f_{osc} of x , y and z by a factor of about 4.72×10^4 , 12.0 and 2.44×10^6 , respectively. Thus, after the w line, the intercombination y line has the highest f_{osc} . The effective optical depth (τ_{eff}) for an absorption line includes contribution from both τ_{cont} and τ_0 , which is given by $\tau_{\text{eff}} \approx \sqrt{\tau_{\text{cont}}(\tau_{\text{cont}} + \tau_0)}$ (Rybicki & Lightman 1979). Thus, if $\tau_{\text{eff}} \geq 1$, the line has a significant probability of being absorbed on its scattering path through the medium. For the O vii and Fe xxv lines, we calculated τ_0 and τ_{eff} as a function of $N_{\text{Li-like}}$ and σ_v . This is done for the above CIE and PIE plasma cases, for temperatures at which ionic concentrations of O vi and Fe xxiv peak. In Fig. 3, the contours corresponding to $\tau_0 = 1$ and $\tau_{\text{eff}} = 1$ for the resonance w and the intercombination y line of O vii and Fe xxv are shown. For the intercombination x and forbidden z line, the $\tau_0 = 1$ and $\tau_{\text{eff}} = 1$ limits (which are outside the displayed range of the plots in Fig. 3) are not relevant as they occur at very high column densities ($\gg N_{\text{crit}}$).

4. Discussion and conclusions

As evident in Figs. 1 and 2, Li-like ion line-absorption can significantly diminish the flux of He-like ion triplet lines, in particular those of O vii. The intercombination (x and y) line is most affected by this line-absorption. For instance, $N_{\text{O vi}} = 10^{18} \text{ cm}^{-2}$, results in 35–80% (depending on σ_v) of the emitted O vii intercombination line to be observed (see Fig. 2). The forbidden z line is much less affected by Li-like absorption than the intercombination line. The line-absorption of z is however more dependent on σ_v than that of the intercombination line, becoming larger

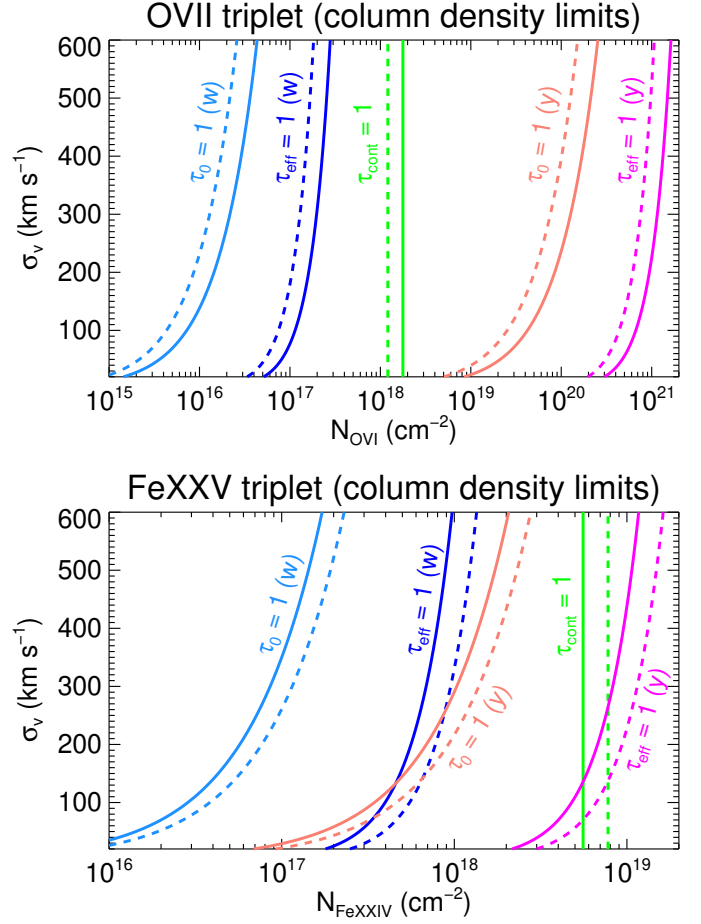


Fig. 3. Contour diagrams corresponding to $\tau_0 = 1$ and $\tau_{\text{eff}} = 1$ limits for the resonance w and intercombination y line of O vii (top panel) and Fe xxv (bottom panel). The green vertical lines in each panel indicate N_{crit} , which is the critical Li-like ion column density limit corresponding to continuum optical depth $\tau_{\text{cont}} = 1$ at the He-like triplet. The dashed lines or curves are for the CIE plasma case, and the solid lines or curves are for the PIE plasma case as described in Sect. 3.1.

with increasing σ_v . The resonance w line remains almost completely unaffected by the Li-like line-absorption (see Fig. 1). The w line is instead susceptible to absorption in the continuum due to its long path length caused by resonance scattering.

The predicted upper-limit on the R -ratio for O vii is about 4.0 for a PIE plasma according to Cloudy calculations. This upper-limit value decreases with the nuclear charge and reaches ~ 1 for Fe xxv. For the examples shown in Fig. 1, the R -ratio without Li-like absorption is 4.0 for O vii and 1.0 for Fe xxv. With Li-like absorption and the associated fluorescent emission, the emerging R -ratio changes from 4.0 to 9.7 for O vii, and from 1.0 to 1.05 for Fe xxv. Importantly, this is a large increase in the R -ratio for O vii, whereas that of Fe xxv increases by a small amount as Fe xxiv line-absorption of the Fe xxv intercombination line is much less effective than O vi line-absorption of the O vii intercombination line (see Fig. 2). This is due to significant fluorescent emission by Fe xxiv, cancelling out the effect of its line-absorption. Without fluorescent emission, the emerging R -ratio after absorption would be 9.5 for O vii and 1.7 for Fe xxv in the examples of Fig. 1. Thus, the effect of fluorescent emis-

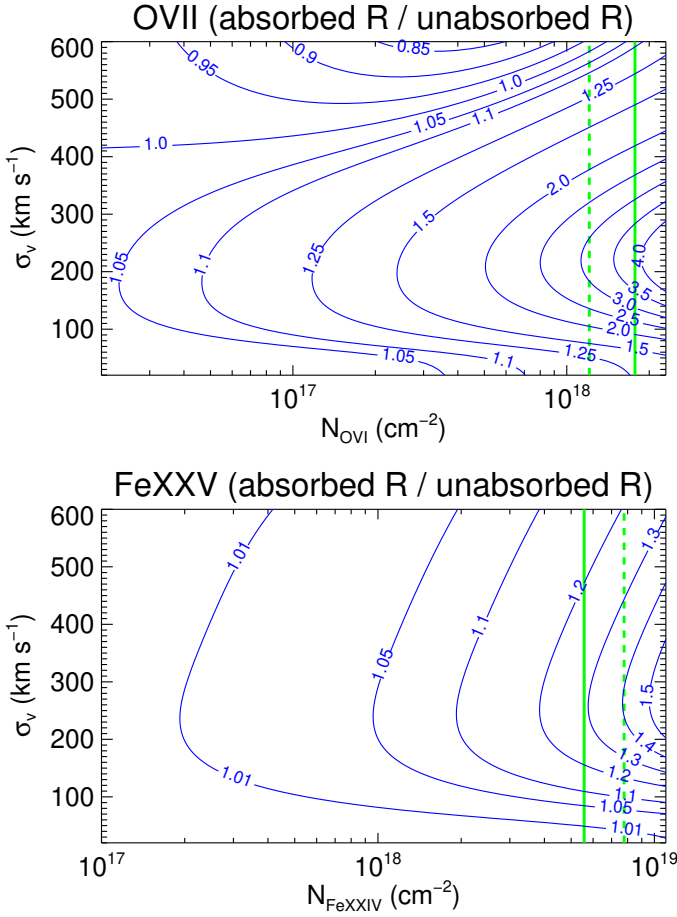


Fig. 4. The absorbed R -ratio divided by the unabsorbed R -ratio for the O VII (top panel) and Fe XXV (bottom panel) triplets as a function of $N_{\text{Li-like}}$ and σ_v . The contour lines show the factors by which the R -ratio value changes due to Li-like line-absorption, including the effect of fluorescent emission. The green vertical lines in each panel indicate N_{crit} , which is the critical Li-like ion column density limit corresponding to continuum optical depth $\tau_{\text{cont}} = 1$ at the He-like triplet for PIE (solid vertical line) and CIE (dashed vertical line) plasma cases.

sion is small for O VI absorption of the O VII lines and much more significant for Fe XXIV absorption of the Fe XXV lines.

Figure 2 shows that below the N_{crit} limit (i.e. in the optically-thin regime of $\tau_{\text{cont}} < 1$), O VI line-absorption of the O VII triplet intercombination line is significant. Thus, the resultant R -ratio will be significantly altered from its theoretical unabsorbed value. Figure 4 shows that O VI line-absorption causes the O VII R -ratio to increase by a factor of up to 3.9 at $\sigma_v \approx 200 \text{ km s}^{-1}$, hence the predicted upper-limit of $R \approx 4.0$ for a PIE plasma can reach up to ≈ 16 due to the O VI line-absorption. Indeed, this is consistent with the larger than expected O VII R -ratio values found in AGN as described in Sect. 2 (e.g. Landt et al. 2015). Interestingly, Fig. 4 also reveals that at only high σ_v ($\gtrsim 500 \text{ km s}^{-1}$), the R -ratio can actually become smaller in the optically-thin regime, due to higher line-absorption of the forbidden line as σ_v increases. For the Fe XXV triplet, the maximum change in the R -ratio achieved by Fe XXIV line-absorption is only a factor of 1.3 in the PIE case and 1.4 in the CIE case.

We note that in both CIE and PIE plasmas, Li-like ion line-absorption and hence R -ratio changes are possible in the

optically-thin regime (see Fig. 4). In principle, Li-like ion line-absorption of the He-like ion triplet lines is intrinsic to any kind of plasma containing these ions. However, for this absorption to be able to significantly alter the R -ratio of the triplets and become observationally distinguishable, sufficiently large column density in our line of sight is required, such as those found in the PIE plasmas of AGN.

The effective optical depth τ_{eff} of the resonance w line (presented in Fig. 3) shows that $\tau_{\text{eff}} > 1$ at relatively low column densities (i.e. below N_{crit}). This means the G -ratio becomes altered as the w line self-absorption becomes significant in the optically-thin regime. This is the case for both O VII and Fe XXV triplets in both CIE and PIE plasmas. On the other hand, τ_{eff} of the intercombination and forbidden lines reach unity at much higher column densities (above N_{crit}) due to their low f_{osc} , and thus their impact on the R -ratio in the optically-thin regime is minimal. Although in the case of Fe XXV intercombination y line, the column density corresponding to $\tau_{\text{eff}} = 1$ starts below N_{crit} if $\sigma_v < 200 \text{ km s}^{-1}$. As long as $N_{\text{Li-like}}$ is lower than the column density corresponding to $\tau_{\text{eff}} = 1$ for the intercombination line (shown in Fig. 3), then even if $N_{\text{Li-like}} > N_{\text{crit}}$, the R -ratio remains almost unchanged. This is because the wavelengths of the intercombination and forbidden lines are so close that they experience almost the same continuum absorption.

We note that in the case of a transient plasma such as in supernova remnants (not investigated in the present study), the inner-shell ionisation of Li-like ions can also significantly increase the R -ratio value due to apparent increase in the intensity of the He-like forbidden line, in particular for high- Z ions such as Fe XXV. Additionally, the R -ratio is also dependent on the temperature of the plasma (albeit to lesser extent than the density) and reaches higher values in the case of a CIE plasma.

In this paper we use a simple slab geometry to demonstrate the principles of intrinsic Li-like line-absorption and its effects on the He-like triplet emission lines without introducing additional complexities. We note that while for resonant scattering (and hence changes in the G -ratio) the details of the plasma geometry become important, Li-like line-absorption (and hence changes in the R -ratio) is primarily related to the optical depth of the medium in the line-of-sight, which is dependent on the column density and dispersion velocity as presented in this paper.

The future high-resolution X-ray spectrometers of the *Astro-H* and *Athena* observatories will be useful for precise parameterisation of the He-like triplets lines. The measurements of the line parameters and flux using the existing grating spectrometers often give large uncertainties on the R -ratio due to low count-rate statistics. At present there are only very limited accurate measurements of the R -ratio from He-like triplets in the X-ray band (mostly O VII) for photoionised plasmas. The microcalorimeter spectrometers of *Astro-H* and *Athena* will combine high sensitivity with unprecedented spectral resolution at the 6 keV band. They will enable us to detect not only the He-like triplets in the soft X-ray band, but also the highly-ionised Fe XXV triplet at hard X-rays. This triplet is key for plasma diagnostics at the high-temperature and high-density domain. Using these upcoming instruments, the R -ratio and the associated Li-like line-absorption can be investigated for different He-like triplets in a decent size sample of objects.

In conclusion, intrinsic line-absorption by Li-like ions in a photoionised medium can significantly diminish the intensity of the intercombination line of its He-like ion triplet emitted inside the same medium. Hence, this absorption causes significant alteration in the line ratios of the triplets. This is the case for O VI column densities between 10^{17} and 10^{18} cm^{-2} in the

optically-thin regime. The predicted R -ratio for O VII, increases from 4 to an upper-limit of 16 due to this process. For Li-like ions with higher nuclear charge (such as Fe XXIV), the effect of line-absorption becomes less apparent due to strong fluorescent emission by these ions. Finally, we emphasise that without considering the line-absorption by Li-like ions, the use of observed He-like triplet line ratios can give erroneous density diagnostics for photoionised plasmas.

Acknowledgements. SRON is supported financially by NWO, the Netherlands Organization for Scientific Research. We thank the anonymous referee for her/his useful comments.

References

- Brinkman, A. C., Gunsing, C. J. T., Kaastra, J. S., et al. 2000, *ApJ*, 530, L111
 Canizares, C. R., Huenemoerder, D. P., Davis, D. S., et al. 2000, *ApJ*, 539, L41
 Collinge, M. J., Brandt, W. N., Kaspi, S., et al. 2001, *ApJ*, 557, 2
 den Herder, J. W., Brinkman, A. C., Kahn, S. M., et al. 2001, *A&A*, 365, L7
 Ferland, G. J., Korista, K. T., Verner, D. A., et al. 1998, *PASP*, 110, 761
 Gabriel, A. H. & Jordan, C. 1969, *MNRAS*, 145, 241
 Gu, M. F. 2008, *Canadian Journal of Physics*, 86, 675
 Kaastra, J. S., Mewe, R., & Nieuwenhuijzen, H. 1996, in *UV and X-ray Spectroscopy of Astrophysical and Laboratory Plasmas*, ed. K. Yamashita & T. Watanabe, 411–414
 Kraemer, S. B., Sharma, N., Turner, T. J., George, I. M., & Crenshaw, D. M. 2015, *ApJ*, 798, 53
 Landt, H., Ward, M. J., Steenbrugge, K. C., & Ferland, G. J. 2015, *MNRAS*, 449, 3795
 Lodders, K., Palme, H., & Gail, H.-P. 2009, *Landolt Börnstein*, 44
 McKernan, B., Yaqoob, T., George, I. M., & Turner, T. J. 2003, *ApJ*, 593, 142
 Mehdipour, M., Kaastra, J. S., Kriss, G. A., et al. 2015, *A&A*, 575, A22
 Porquet, D. & Dubau, J. 2000, *A&AS*, 143, 495
 Porquet, D., Dubau, J., & Grosso, N. 2010, *Space Sci. Rev.*, 157, 103
 Pounds, K. A. & Page, K. L. 2005, *MNRAS*, 360, 1123
 Rybicki, G. B. & Lightman, A. P. 1979, *Radiative processes in astrophysics* (New York, Wiley-Interscience, 1979. 393 p.)
 Schmidt, M., Beiersdorfer, P., Chen, H., et al. 2004, *ApJ*, 604, 562