

Entangling superconducting qubits in a multi-cavity system

Chui-Ping Yang^{1,2,3}, Qi-Ping Su^{1,2,3}, Shi-Biao Zheng⁴, and Franco Nori^{1,2}

¹*CEMS, RIKEN, Saitama 351-0198, Japan*

²*Department of Physics, The University of Michigan, Ann Arbor, Michigan 48109-1040, USA*

³*Department of Physics, Hangzhou Normal University, Hangzhou, Zhejiang 310036, China and*

⁴*Department of Physics, Fuzhou University, Fuzhou 350108, China*

(Dated: December 7, 2024)

Important tasks in cavity quantum electrodynamics include the generation and control of quantum states of spatially-separated particles distributed in different cavities. An interesting question in this context is how to prepare entanglement among particles located in different cavities, which are important for large-scale quantum information processing. We here consider a multi-cavity system where cavities are coupled to a superconducting (SC) qubit and each cavity hosts many SC qubits. We show that all intra-cavity SC qubits plus the coupler SC qubit can be prepared in an entangled Greenberger-Horne-Zeilinger (GHZ) state, by using a single operation and without the need of measurements. The GHZ state is created without exciting the cavity modes; thus greatly suppressing the decoherence caused by the cavity-photon decay and the effect of unwanted inter-cavity crosstalk on the operation. We also introduce two simple methods for entangling the intra-cavity SC qubits in a GHZ state. As an example, our numerical simulations show that it is feasible, with current circuit-QED technology, to prepare high-fidelity GHZ states, for up to nine SC qubits by using SC qubits distributed in two cavities. This proposal can in principle be used to implement a GHZ state for *an arbitrary number* of SC qubits distributed in multiple cavities. The proposal is quite general and can be applied to a wide range of physical systems, with the intra-cavity qubits being either atoms, NV centers, quantum dots, or various SC qubits.

PACS numbers: 03.67.Bg, 42.50.Dv, 85.25.Cp

I. INTRODUCTION

Superconducting devices can be fabricated using modern integrated circuit technology, their properties can be characterized and adjusted in situ, and their coherence time has recently been significantly increased [1-9]. Moreover, various single- and multiple-qubit operations with state readout have been demonstrated [10-15], and nonlinear optical processes in a superconducting quantum circuit have been investigated [16]. In addition, Circuit QED, consisting of microwave resonators and SC qubits, is particularly attractive and considered as one of the leading candidates for QIP [17-23]. The strong and ultrastrong coupling between a microwave cavity and SC qubits has been demonstrated in experiments (e.g., [24-26]). In addition, using SC qubits coupled to a *single* cavity or resonator (hereafter, the terms cavity and resonator are used interchangeably), a number of theoretical proposals have been presented for realizing quantum gates and entanglement [17-19, 27-32], and two- and three-qubit quantum gates and three-qubit entanglement have been experimentally demonstrated [33-37].

In recent years, there is much interest in large-scale QIP, which usually involves many qubits. Note that placing all qubits in a single cavity may cause many problems, such as increasing the cavity decay rate and decreasing the qubit-cavity coupling strength. Therefore, for cavity or circuit QED-based large-scale QIP, the qubits should be distributed in different cavities, and the ability to perform nonlocal quantum operations for these qubits is a prerequisite to realize distributed quantum computation. During the past few years, attention has been paid to the preparation of entangled states of two or more cavities, or of qubits located in different cavities, and implementation of quantum logic gates on photons/qubits distributed over different cavities in a network. Specifically, rapid progress has been achieved in the following two directions:

(i) Manipulating and generating nonclassical microwave field states with photons distributed in different cavities. By using a SC qubit (artificial atom) coupled to cavities, schemes have been proposed for synthesizing different entangled photonic states of two SC resonators [38], and for generating multi-particle entangled states of photons in different cavities [39, 40]. By employing the idea of Ref. [41] the so-called NOON state of photons in two resonators has been experimentally created [42]. In addition, how to perform quantum logic operations on photons located in different cavities has been investigated [43].

(ii) Quantum state engineering and quantum operations with qubits distributed in different cavities. By using a

SC qubit to couple two or more cavities/resonators, proposals have been presented for generating GHZ states with multiple SC qubits coupled to multiple resonators via employing cavity photons and through step-by-step control [40,44], and for quantum information transfer between two spatially-separated SC qubits distributed in two cavities [45]. Recently, GHZ states of three SC qubits in circuits consisting of two resonators have been experimentally prepared [7]. Furthermore, using an intermediate SC qubit coupled to two planar resonators, quantum teleportation between two distant SC qubits has recently been demonstrated in experiments [46].

GHZ states are not only of great interest for fundamental tests of quantum mechanics [47], but also have applications in QIP [48], quantum communications [49], error-correction protocols [50], quantum metrology [51], and high-precision spectroscopy [52]. During the past years, experimental realizations of GHZ states with eight photons using linear optical devices [53,54], fourteen ions [55], three SC qubits in circuit QED [7], five SC qubits via capacitance coupling [56], and three qubits in NMR [57] have been reported. Theoretically, proposals for generating entangled states with SC qubit circuits have been presented [58]. In addition, based on cavity QED or circuit QED, a large number of theoretical methods have been presented for creating multi-qubit GHZ states with various physical systems (e.g., atoms, quantum dots, and SC devices) that are coupled to a single cavity/resonator mode [59-68]. However, we note that how to generate GHZ states with qubits in different cavities has not been thoroughly investigated.

Motivated by the above, here we present an efficient method to entangle SC qubits in a multi-cavity system, where cavities are coupled to a SC qubit and each cavity hosts many SC qubits. We show that the cavity-induced effective conditional dynamics between the intra-cavity SC qubits and the coupler SC qubit can be employed to entangle all the SC qubits in a GHZ state. In this work, we also introduce two simple methods for entangling the intra-cavity SC qubits in a GHZ state. As an example, our numerical simulations show that it is feasible, with current circuit-QED technology, to prepare high-fidelity GHZ states, for up to nine SC qubits by using SC qubits embedded in two cavities. To the best of our knowledge, based on circuit QED, the experimental demonstration of GHZ states has only been reported for three SC qubits [7,34].

This proposal has the following advantages: (i) The GHZ state preparation does not require step-by-step control, which involves only one operation for entangling all qubits and a few basic operations for entangling the intra-cavity qubits; (ii) The entanglement is prepared without exciting the cavity photons, and thus the decoherence induced by cavity decay and the effect of unwanted inter-cavity crosstalk on the operation are greatly suppressed; (iii) Because none of the intra-cavity qubits is excited during the operation, decoherence from the qubits is much reduced; (iv) More interestingly, this proposal can in principle be used to implement a GHZ state for *an arbitrary number* of qubits distributed in multiple cavities by using a single coupler qubit, which is important for the future realization of large-scale QIP; and (v) We further stress that this proposal is quite general and can be used for other kinds of qubits, such as atoms, NV centers, and quantum dots.

This paper is organized as follows. In Sec. 2, we introduce the physical model considered in this work and derive the effective Hamiltonian used for the entanglement production. In Sec. 3, we show how to generate GHZ states for all the intra-cavity SC qubits and the coupler SC qubit based on the effective Hamiltonian. In Sec. 4, we further introduce two simple methods for generating GHZ states of intra-cavity SC qubits. In Sec. 5, as an example, we numerically analyze the experimental feasibility of preparing a GHZ state of up to nine SC qubits with SC qubits distributed in two cavities. A concluding summary is given in Sec. 6. For the numerical calculations, here we use the QuTiP software [69,70].

II. PHYSICAL MODEL AND EFFECTIVE HAMILTONIAN

We consider a system composed of N cavities and assume that cavity j hosts m_j SC qubits denoted as j_1, j_2, \dots , and j_{m_j} . These cavities $(1, 2, \dots, N)$ are coupled to a common SC qubit A (coupler qubit), as shown in Fig. 1. Each qubit considered here has three levels, which are denoted as $|g\rangle$, $|g'\rangle$, and $|e\rangle$ (Fig. 2). The two logical states of each intra-cavity qubit are represented by the two levels $|g\rangle$ and $|g'\rangle$, while those of the coupler qubit are represented by the two levels $|g'\rangle$ and $|e\rangle$. The third level $|e\rangle$ for each intra-cavity qubit or $|g\rangle$ for the coupler qubit acts as an auxiliary level for realizing, e.g., a conditional phase shift. The level spacing of the coupler qubit A is different from those of the intra-cavity qubits. The $|g\rangle \leftrightarrow |e\rangle$ transition of the intra-cavity qubits is coupled to their respective cavities with coupling strength μ , while the $|g\rangle \leftrightarrow |e\rangle$ transition of the coupler qubit A is coupled to all the cavities with coupling strength μ_A (Fig. 2). We here assume that the level $|g'\rangle$ of each qubit is not affected during the operation, which can be a good approximation when the transitions between $|g'\rangle$ and other levels are sufficiently weak or the relevant transition frequencies are highly detuned from the cavity frequency. The level spacings of superconducting qubits can be rapidly adjusted by varying the external control parameters (e.g., the magnetic flux applied to a superconducting loop for phase, transmon or flux qubits; see e.g. [20,71-73]), so that the transitions associated with $|g'\rangle$ can be tuned far off-resonance with the resonators. In the interaction picture with respect to the free Hamiltonian of the system

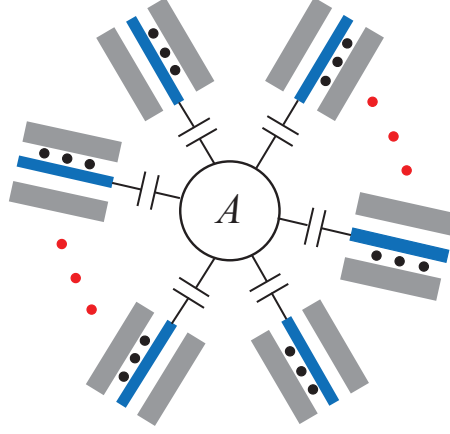


FIG. 1: (Color online) Diagram of a coupler qubit A (circle at the center) and N cavities ($1, 2, \dots, N$) each hosting qubits. Each cavity here is a one-dimensional coplanar waveguide transmission line resonator. The circle A represents a SC qubit, which is capacitively coupled to each cavity. A dark dot represents an intra-cavity SC qubit. For simplicity, only three qubits are drawn in each cavity.

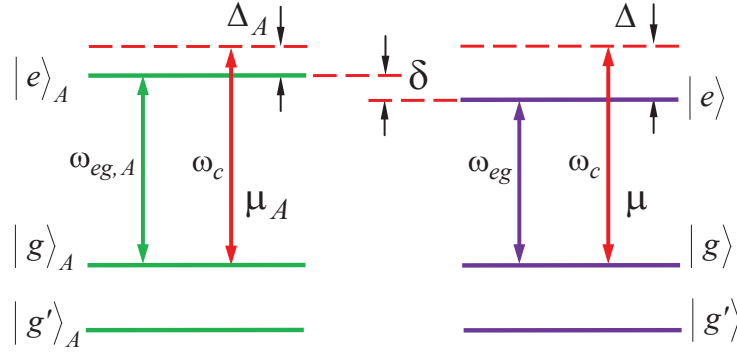


FIG. 2: (Color online) (a) Each cavity is dispersively coupled to the $|g\rangle \leftrightarrow |e\rangle$ transition of the coupler qubit A , with coupling strength μ_A and detuning $\Delta_A = \omega_c - \omega_{eg,A}$. Here, ω_c is the cavity frequency while $\omega_{eg,A}$ is the $|g\rangle \leftrightarrow |e\rangle$ transition frequency of the coupler qubit A . (b) Each cavity is dispersively coupled to its hosting intra-cavity qubits' $|g\rangle \leftrightarrow |e\rangle$ transition, with coupling strength μ and detuning $\Delta = \omega_c - \omega_{eg}$. Here, ω_{eg} is the $|g\rangle \leftrightarrow |e\rangle$ transition frequency of the intra-cavity qubits. In addition, $\delta = \Delta - \Delta_A$. In (a) and (b), a horizontal solid line represents an energy level of a qubit; and each vertical (red) double-arrow line, linked to a middle solid line and a top (red) dashed line, represents the cavity frequency ω_c . For simplicity, we here consider the case when the level spacing between the two lowest levels is smaller than that between the upper two levels. This type of level structure is available in superconducting charge qubits or flux qubits. Alternatively, the level spacing between the two lowest levels can be larger than that between the upper two levels, which applies to superconducting phase, transmon or Xmon qubits. In (a) and (b), the ground level is labeled by $|g'_A\rangle$ ($|g'\rangle$) and the first excited level is denoted as $|g_A\rangle$ ($|g\rangle$). One could also denote the ground level as $|g_A\rangle$ ($|g\rangle$) and the first excited level as $|g'_A\rangle$ ($|g'\rangle$).

(not shown for simplicity), the Hamiltonian is given by

$$H = \sum_{j=1}^N \mu \left(e^{-i\Delta t} a_j J_j^+ + e^{i\Delta t} a_j^\dagger J_j \right) + \sum_{j=1}^N \mu_A \left(e^{-i\Delta_A t} a_j \sigma_A^+ + e^{i\Delta_A t} a_j^\dagger \sigma_A \right), \quad (1)$$

where $J_j^+ = \sum_{i=1}^{m_j} \sigma_{ji}^+$, $J_j = \sum_{i=1}^{m_j} \sigma_{ji}$, $\sigma_{ji}^+ = |e\rangle_{ji} \langle g|$, $\sigma_{ji} = |g\rangle_{ji} \langle e|$, $\sigma_A^+ = |e\rangle_A \langle g|$, $\sigma_A = |g\rangle_A \langle e|$, $\Delta = \omega_c - \omega_{eg}$, and $\Delta_A = \omega_c - \omega_{eg,A}$. Here, ω_c is the cavity frequency; and ω_{eg} and $\omega_{eg,A}$ are the $|g\rangle \leftrightarrow |e\rangle$ transition frequencies for the intra-cavity qubits and the coupler qubit A , respectively (Fig. 2).

Under the large-detuning condition $\Delta, \Delta_A, \gg \mu, \mu_A$, $|\delta| = |\Delta - \Delta_A|$, the dynamics governed by H is equivalent to

that decided by the following effective Hamiltonian [74-76]

$$\begin{aligned}
H_{\text{eff}} = & \frac{\mu^2}{\Delta} \sum_{j=1}^N (G_j a_j^+ a_j - E_j a_j a_j^+) \\
& + \frac{\mu_A^2}{\Delta_A} \sum_{j=1}^N (G_A a_j^+ a_j - E_A a_j a_j^+) \\
& - \frac{\mu^2}{\Delta} \sum_{j=1}^N (J_j J_j^+ - G_j) \\
& - \lambda \sum_{j=1}^N (e^{-i\delta t} J_j \sigma_A^+ + H.c.) \\
& + \sum_{j \neq k=1}^N \lambda_{jk} (a_j a_k^+ + H.c.) (E_A - G_A), \tag{2}
\end{aligned}$$

where $\delta = \Delta - \Delta_A$, $G_j = \sum_{i=1}^{m_j} |g\rangle_{j_i} \langle g|$, $E_j = \sum_{i=1}^{m_j} |e\rangle_{j_i} \langle e|$, $G_A = |g\rangle_A \langle g|$, $E_A = |e\rangle_A \langle e|$, $\lambda_{jk} = \mu_A^2 / \Delta_A$, and $\lambda = \frac{\mu\mu_A}{2} \left(\frac{1}{\Delta} + \frac{1}{\Delta_A} \right)$. The terms in the first and second lines of (2) account for the ac-Stark shifts of the level $|g\rangle$ ($|e\rangle$) of the intra-cavity qubits and the coupler qubit A induced by the corresponding cavity modes, respectively. In addition, the terms in the third line describe the effective dipole-dipole interaction between the intra-cavity qubits located in the same cavities. The terms in the fourth line describe the dipole-dipole interaction between the intra-cavity qubits and the coupler qubit A , and the terms in the last (fifth) line characterize the coupling between any two cavities.

If each cavity is initially in a vacuum state, the Hamiltonian (2) reduces to

$$\begin{aligned}
H_{\text{eff}} = & -\frac{\mu^2}{\Delta} \sum_{j=1}^N E_j - \frac{N\mu_A^2}{\Delta_A} E_A \\
& - \frac{\mu^2}{\Delta} \sum_{j=1}^N (J_j J_j^+ - G_j) \\
& - \lambda \sum_{j=1}^N (e^{-i\delta t} J_j \sigma_A^+ + H.c.). \tag{3}
\end{aligned}$$

According to [74], if $|\delta| \gg \lambda$, $\frac{N\mu^2}{\Delta}$, $\frac{N\mu_A^2}{\Delta_A}$, the terms in the last line can be replaced by $\frac{\lambda^2}{\delta} [\sum_{j=1}^N J_j \sigma_A^+, \sum_{j=1}^N J_j^+ \sigma_A]$. Thus, the dynamics governed by Hamiltonian (3) is approximately equivalent to that by the following Hamiltonian

$$\begin{aligned}
H'_{\text{eff}} = & -\frac{\mu^2}{\Delta} \sum_{j=1}^N E_j - \frac{N\mu_A^2}{\Delta_A} E_A \\
& - \frac{\mu^2}{\Delta} \sum_{j=1}^N (J_j J_j^+ - G_j) \\
& + \frac{\lambda^2}{\delta} E_A \sum_{j=1}^N J_j \sum_{l=1}^N J_l^+ - \frac{\lambda^2}{\delta} G_A \sum_{j=1}^N J_j^+ \sum_{l=1}^N J_l, \tag{4}
\end{aligned}$$

which can be rewritten as

$$\begin{aligned}
H'_{\text{eff}} = & -\frac{\mu^2}{\Delta} \sum_{j=1}^N E_j - \frac{N\mu_A^2}{\Delta_A} E_A \\
& -\frac{\mu^2}{\Delta} \sum_{j=1}^N \sum_{i \neq k=1}^{m_j} \sigma_{j_i}^- \sigma_{j_k}^+ \\
& + \frac{\lambda^2}{\delta} E_A \sum_{j=1}^N \sum_{l=1}^N \sum_{i=1}^{m_j} \sum_{k=1}^{m_l} \sigma_{j_i}^- \sigma_{l_k}^+ \\
& - \frac{\lambda^2}{\delta} G_A \sum_{j=1}^N \sum_{l=1}^N \sum_{i=1}^{m_j} \sum_{k=1}^{m_l} \sigma_{j_i}^- \sigma_{l_k}^+.
\end{aligned} \tag{5}$$

When the level $|g\rangle$ of the coupler qubit and the level $|e\rangle$ of the intra-cavity qubits are not populated, the Hamiltonian (5) reduces to

$$\begin{aligned}
H'_{eff} = & -\frac{N\mu_A^2}{\Delta_A} E_A + \frac{\lambda^2}{\delta} E_A \sum_{j=1}^N G_j \\
= & -\frac{N\mu_A^2}{\Delta_A} |e\rangle_A \langle e| + \frac{\lambda^2}{\delta} |e\rangle_A \langle e| \otimes \sum_{j=1}^N \sum_{i=1}^{m_j} |g\rangle_{j_i} \langle g|.
\end{aligned} \tag{6}$$

This effective Hamiltonian will be employed for the GHZ-state preparation as shown below.

III. ENTANGLING INTRA-CAVITY QUBITS AND THE COUPLER QUBIT

Let us go back to the setup in Fig. 1. Initially, the qubit system is decoupled from the cavity system, and each cavity is in the vacuum state. Assume that each intra-cavity SC qubit is in the state $|+\rangle = 1/\sqrt{2}(|g'\rangle + |g\rangle)$ and the coupler SC qubit is in the state $\alpha|g'\rangle_A + \beta|e\rangle_A$ ($|\alpha|^2 + |\beta|^2 = 1$), which can be prepared by applying classical pulses to the qubits. The initial state of the whole qubit system is thus given by

$$(\alpha|g'\rangle_A + \beta|e\rangle_A) \otimes \prod_{j=1}^N \prod_{i=1}^{m_j} |+\rangle_{j_i}. \tag{7}$$

Now adjust the level spacings of qubits such that the dynamics of the qubit system is governed by the effective Hamiltonian (6). One can see that under the Hamiltonian (6), the state (7) evolves into

$$\begin{aligned}
& \alpha|g'\rangle_A \prod_{j=1}^N \prod_{i=1}^{m_j} |+\rangle_{j_i} + \beta e^{-iH'_{\text{eff}}t} |e\rangle_A \prod_{j=1}^N \prod_{i=1}^{m_j} |+\rangle_{j_i} \\
= & \alpha|g'\rangle_A \prod_{j=1}^N \prod_{i=1}^{m_j} |+\rangle_{j_i} \\
& + \beta \exp(iN\mu_A^2 t/\Delta_A) |e\rangle_A \prod_{j=1}^N \prod_{i=1}^{m_j} \left[|g'\rangle_{j_i} + \exp(-i\lambda^2 t/\delta) |g\rangle_{j_i} \right],
\end{aligned} \tag{8}$$

where we have used $H'_{\text{eff}}|g'\rangle = 0$. Setting

$$\frac{N\mu_A^2}{\Delta_A} t = 2m\pi, \tag{9}$$

$$\frac{\lambda^2}{|\delta|} t = \pi, \tag{10}$$

where m is an integer, Eq. (8) can be expressed as

$$|\text{GHZ}\rangle = \alpha |g'\rangle_A \prod_{j=1}^N \prod_{i=1}^{m_j} |+\rangle_{j_i} + \beta |e\rangle_A \prod_{j=1}^N \prod_{i=1}^{m_j} |-\rangle_{j_i}, \quad (11)$$

where $|-\rangle = 1/\sqrt{2}(|g'\rangle - |g\rangle)$. Since $|-\rangle$ is orthogonal to $|+\rangle$, the state (11) is a multi-particle GHZ entangled state for the coupler qubit and the qubits distributed in multiple cavities. One can see that the entangled state preparation here is based on a π -phase shift on the state $|g\rangle$ of each intracavity qubit conditional upon the coupler qubit being in the state $|e\rangle$. Note that by applying a classical pulse to the coupler qubit, the states $|g'\rangle_A$ and $|e\rangle_A$ can be easily converted into the states $|+\rangle_A$ and $|-\rangle_A$, respectively.

It should be mentioned that, in order to maintain the initial states and the prepared GHZ states of the qubit system, the coupler qubit and the intra-cavity qubits should be decoupled from their respective cavities before/after the entanglement production, which requires the qubit-cavity coupling to be switchable. This requirement can be readily achieved, by prior adjustment of the level spacings of the qubits [21,71-73] or the frequencies of the cavities. We note that the rapid tuning of microwave cavity frequencies has been experimentally demonstrated (e.g., in less than a few nanoseconds for a superconducting transmission line resonator [77,78]).

By preparing the initial state of the coupler qubit A with different values of α and β , the degree of entanglement for the GHZ state (11) can be adjusted and thus this protocol can be used to generate GHZ entangled states with *an arbitrary degree of entanglement*. As shown above, during the entanglement preparation no photons are excited in each cavity, no measurement is needed, and only a single-step operation is required.

IV. ENTANGLING INTRA-CAVITY QUBITS

In this section, we will briefly introduce two methods for preparing all intra-cavity SC qubits in a GHZ state. The first method requires a measurement on the coupler SC qubit, while the second one does not need any measurement.

A. Method 1

All qubits including the coupler qubit are first prepared in the GHZ state (11). One can see from Eq. (11) that through a unitary transformation $|g'\rangle_A \rightarrow (|g'\rangle_A + |e\rangle_A)/\sqrt{2}$ and $|e\rangle_A \rightarrow (|g'\rangle_A - |e\rangle_A)/\sqrt{2}$ and then a measurement on the coupler qubit A , the intra-cavity qubits will be prepared in one of the two GHZ states $|\text{GHZ}\rangle^\pm = \alpha \prod_{j=1}^N \prod_{i=1}^{m_j} |+\rangle_{j_i} \pm \beta \prod_{j=1}^N \prod_{i=1}^{m_j} |-\rangle_{j_i}$ (depending on the measurement outcome). The two GHZ states $|\text{GHZ}\rangle^+$ and $|\text{GHZ}\rangle^-$ can be converted into each other through the local operation on any one of intra-cavity qubits (say qubit j_1): $|-\rangle_{j_1} \rightarrow -|-\rangle_{j_1}$ and $|+\rangle_{j_1} \rightarrow |+\rangle_{j_1}$. In this sense, the intra-cavity qubits can be prepared in a GHZ entangled state deterministically.

As discussed here, a measurement on the coupler qubit is necessary to prepare the intra-cavity qubits in a GHZ state. Note that fast and highly accurate measurements on the state of a SC qubit are experimentally available at this time (e.g., see [14]). In the following, we will propose an alternative approach for entangling the intra-cavity qubits, which does not require any measurement.

B. Method 2

Assume that one intra-cavity SC qubit, say qubit 1_1 in cavity 1, is initially in the state $|g'\rangle$, each of all remaining intra-cavity SC qubits is initially in the state $|+\rangle$, and the coupler SC qubit A is in the state $\alpha |g'\rangle_A + \beta |e\rangle_A$. Then the initial state of the whole system is thus given by

$$|\text{initial}\rangle = |g'\rangle_{1_1} \prod_{i=2}^{m_1} |+\rangle_{1_i} \otimes \prod_{j=2}^N \prod_{i=1}^{m_j} |+\rangle_{j_i} \otimes (\alpha |g'\rangle_A + \beta |e\rangle_A). \quad (12)$$

The procedure for preparing intra-cavity qubits in a GHZ entangled state is listed as follows:

Step 1: Keep qubit 1_1 decoupled from cavity 1, while adjust the level spacings of other qubits such that their dynamics is governed by the Hamiltonian (6) (not including qubit 1_1) for an interaction time t satisfying Eqs. (9) and (10). By a similar derivation as shown in Eq. (8), one can easily find that the state (12) changes to

$$|g'\rangle_{1_1} \left(\alpha \prod_{i=2}^{m_1} |+\rangle_{1_i} \otimes \prod_{j=2}^N \prod_{i=1}^{m_j} |+\rangle_{j_i} \otimes |g'\rangle_A + \beta \prod_{i=2}^{m_1} |-\rangle_{1_i} \otimes \prod_{j=2}^N \prod_{i=1}^{m_j} |-\rangle_{j_i} \otimes |e\rangle_A \right). \quad (13)$$

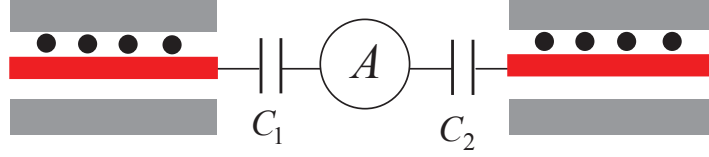


FIG. 3: (Color online) Setup of two one-dimensional transmission line resonators each hosting four flux qubits (dark dots) and coupled to flux qubit A (in the middle circle). The coupler qubit A is connected to the two resonators via capacitors C_1 and C_2 , respectively.

Then, adjust the level spacings of the qubits such that the qubit system is decoupled from the cavities.

Step 2: Perform the operations, $|g'\rangle_{1_1} \rightarrow |g\rangle_{1_1}$ and $|g'\rangle_A \rightarrow |g\rangle_A$, by applying classical pulses to qubit 1_1 and the coupler qubit. In addition, perform a swap operation $|g\rangle_{1_1} |e\rangle_A \rightarrow -i |e\rangle_{1_1} |g\rangle_A$ [75], which can be achieved by adjusting the level spacings of qubit 1_1 and the coupler qubit, such that the transitions $|g\rangle \rightarrow |e\rangle$ of qubits 1_1 and the coupler qubit are dispersively coupled to cavity 1 with the same detuning. Then the state (13) becomes

$$|\text{GHZ}\rangle |g\rangle_A = \left(\alpha |g\rangle_{1_1} \prod_{i=2}^{m_1} |+\rangle_{1_i} \otimes \prod_{j=2}^N \prod_{i=1}^{m_j} |+\rangle_{j_i} - i\beta |e\rangle_{1_1} \prod_{i=2}^{m_1} |-\rangle_{1_i} \otimes \prod_{j=2}^N \prod_{i=1}^{m_j} |-\rangle_{j_i} \right) |g\rangle_A, \quad (14)$$

which shows that all intra-cavity qubits are deterministically prepared in a GHZ entangled state and disentangled from the coupler qubit. Since no measurement is involved, the operations above are unitary.

From the description given above, one can see that the entanglement production does not employ cavity photons. In addition, the GHZ state preparation here does not depend on the number of intra-cavity qubits, which requires only a few basic operations. Hence, the methods presented here for entangling the intra-cavity qubits are quite simple.

V. EXPERIMENTAL FEASIBILITY OF ENTANGLING MULTIPLE QUBITS: AN EXAMPLE

To illustrate the experimental feasibility of our scheme, we consider a system of two cavities (i.e., two one-dimensional transmission line resonators) each hosting M superconducting flux qubits (with $M \leq 4$) and coupled by a superconducting flux qubit A . Figure 3 shows the setup for each cavity hosting four flux qubits. The three levels $|g\rangle$, $|g'\rangle$, and $|e\rangle$ of each flux qubit are depicted in Fig. 4. The $|g\rangle \leftrightarrow |g'\rangle$ transition of each flux qubit can be made weak by increasing the potential barrier and thus its coupling with the cavities is negligible. In reality, the $|g'\rangle \leftrightarrow |e\rangle$ transition needs to be considered because the coupling between this transition and each cavity may turn out to affect the operation fidelity. Note that the $|g'\rangle \leftrightarrow |e\rangle$ transition is much weaker than the $|g\rangle \leftrightarrow |e\rangle$ transition due to the potential barrier between the two wells.

When the unwanted coupling of the $|g'\rangle \leftrightarrow |e\rangle$ transition with the cavities and the unwanted inter-cavity crosstalk are included, the Hamiltonian (1) is modified as

$$\begin{aligned} \tilde{H} = & \sum_{j=1}^2 \mu \left(e^{-i\Delta t} a_j J_j^+ + \text{H.c.} \right) + \sum_{j=1}^2 \mu_A \left(e^{-i\Delta_A t} a_j \sigma_A^+ + \text{H.c.} \right) \\ & + \sum_{j=1}^2 \tilde{\mu} \left(e^{-i\tilde{\Delta} t} a_j \tilde{J}_j^+ + \text{H.c.} \right) + \sum_{j=1}^2 \tilde{\mu}_A \left(e^{-i\tilde{\Delta}_A t} a_j \tilde{\sigma}_A^+ + \text{H.c.} \right) \\ & + \mu_{12} (a_1 a_2^+ + \text{H.c.}), \end{aligned} \quad (15)$$

where $J_j^+ = \sum_{i=1}^2 \sum_{i=1}^M \sigma_{j_i}^+$, $\tilde{J}_j^+ = \sum_{i=1}^2 \sum_{i=1}^M \tilde{\sigma}_{j_i}^+$, $\tilde{\sigma}_{j_i}^+ = |e\rangle_{j_i} \langle g'|$, and $\tilde{\sigma}_A^+ = |e\rangle_A \langle g'|$. The terms in the first (second) pair of parentheses in the second line describe the unwanted coupling between the $|g'\rangle \leftrightarrow |e\rangle$ transition of intra-cavity qubits (coupler qubit) and the respective cavities with coupling strength $\tilde{\mu}$ ($\tilde{\mu}_A$) and detuning $\tilde{\Delta} = \omega_c - \omega_{eg'}$ ($\tilde{\Delta}_A = \omega_c - \omega_{eg',A}$). The terms in the last pair of parentheses describe the inter-cavity crosstalk between two cavities, with the inter-cavity coupling constant μ_{12} .

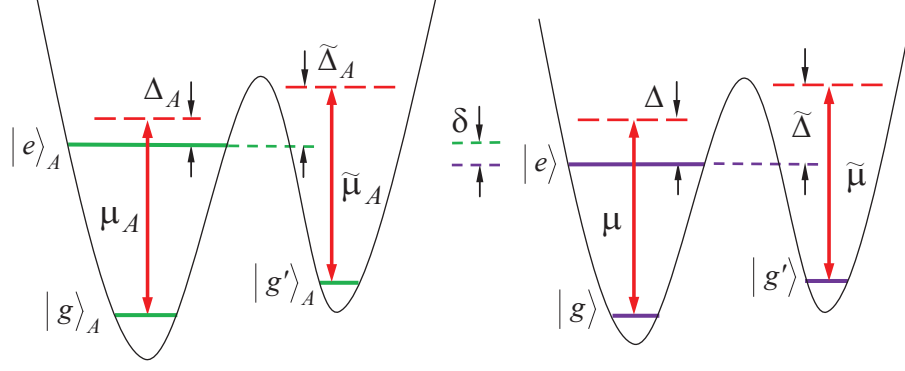


FIG. 4: (Color online) Illustration of the qubit-cavity dispersive interaction. The left is for the coupler flux qubit A , while the right is for the intra-cavity flux qubits. The tunneling between the two lowest levels is made weak by increasing the potential barrier, such that the level $|g'\rangle$ can be stored for a long time.

The dynamics of the lossy system, with finite qubit relaxation, dephasing and photon lifetime being included, is determined by the following master equation

$$\frac{d\rho}{dt} = -i [\tilde{H}, \rho] + \sum_{j=1}^2 \kappa_j \mathcal{L}[a_j] + P + Q, \quad (16)$$

with

$$\begin{aligned} P = & \sum_{j=1}^2 \sum_{i=1}^M \{ \gamma_{eg} \mathcal{L}[\sigma_{ji}] + \gamma_{eg'} \mathcal{L}[\tilde{\sigma}_{ji}] + \gamma_{g'g} \mathcal{L}[\bar{\sigma}_{ji}] \} \\ & + \sum_{j=1}^2 \sum_{i=1}^M \{ \gamma_{e,\varphi} (E_{ji} \rho E_{ji} - E_{ji} \rho / 2 - \rho E_{ji} / 2) \} \\ & + \sum_{j=1}^2 \sum_{i=1}^M \{ \gamma_{g',\varphi} (G'_{ji} \rho G'_{ji} - G'_{ji} \rho / 2 - \rho G'_{ji} / 2) \}, \end{aligned} \quad (17)$$

$$\begin{aligned} Q = & \gamma_{eg,A} \mathcal{L}[\sigma_A^-] + \gamma_{eg',A} \mathcal{L}[\tilde{\sigma}_A^-] + \gamma_{g'g,A} \mathcal{L}[\bar{\sigma}_A^-] \\ & + \gamma_{e,\varphi,A} (E_A \rho E_A - E_A \rho / 2 - \rho E_A / 2) \\ & + \gamma_{g',\varphi,A} (G'_A \rho G'_A - G'_A \rho / 2 - \rho G'_A / 2), \end{aligned} \quad (18)$$

where $\bar{\sigma}_{ji} = |g\rangle_{ji} \langle g'|$, $\bar{\sigma}_A = |g\rangle_A \langle g'|$; $E_{ji} = |e\rangle_{ji} \langle e|$, $G'_{ji} = |g'\rangle_{ji} \langle g'|$, $G'_A = |g'\rangle_A \langle g'|$; and $\mathcal{L}[\Lambda] = \Lambda \rho \Lambda^\dagger - \Lambda^\dagger \Lambda \rho / 2 - \rho \Lambda^\dagger \Lambda / 2$, with $\Lambda = a_j, \sigma_{ji}, \tilde{\sigma}_{ji}, \bar{\sigma}_{ji}, \sigma_A, \tilde{\sigma}_A, \bar{\sigma}_A$. Here, κ_j is the photon decay rate of cavity a_j . In addition, $\gamma_{g'g}$ is the energy relaxation rate of the level $|g'\rangle$ of qubits, γ_{eg} ($\gamma_{eg'}$) is the energy relaxation rate of the level $|e\rangle$ ($|e'\rangle$) of intra-cavity qubits for the decay path $|e\rangle \rightarrow |g\rangle$ ($|g'\rangle$), and $\gamma_{e,\varphi}$ ($\gamma_{g',\varphi}$) is the dephasing rate of the level $|e\rangle$ ($|g'\rangle$) of intra-cavity qubits. The symbols $\gamma_{g'g,A}$, $\gamma_{eg,A}$, $\gamma_{eg',A}$, $\gamma_{e,\varphi,A}$, and $\gamma_{g',\varphi,A}$ denote the corresponding decoherence rates of the coupler qubit A .

The fidelity of the operation is given by [79]

$$\mathcal{F} = \sqrt{\langle \psi_{\text{id}} | \rho | \psi_{\text{id}} \rangle}, \quad (19)$$

where $|\psi_{\text{id}}\rangle$ is the output state of an ideal system (i.e., without dissipation, dephasing, and crosstalks) as discussed in the previous section, and ρ is the final density operator of the system when the operation is performed in a realistic physical system. Without loss of generality, consider now that the qubit system is initially in the state $\prod_{j=1}^2 \prod_{i=1}^M |+\rangle_{ji} (|g'\rangle_A + |e\rangle_A) / \sqrt{2}$ (with $M \leq 4$), and the two cavities are initially in a vacuum state, for which the ideal state $|\psi_{\text{id}}\rangle$ is the one given in Eq. (11) with $\alpha = \beta = 1/\sqrt{2}$.

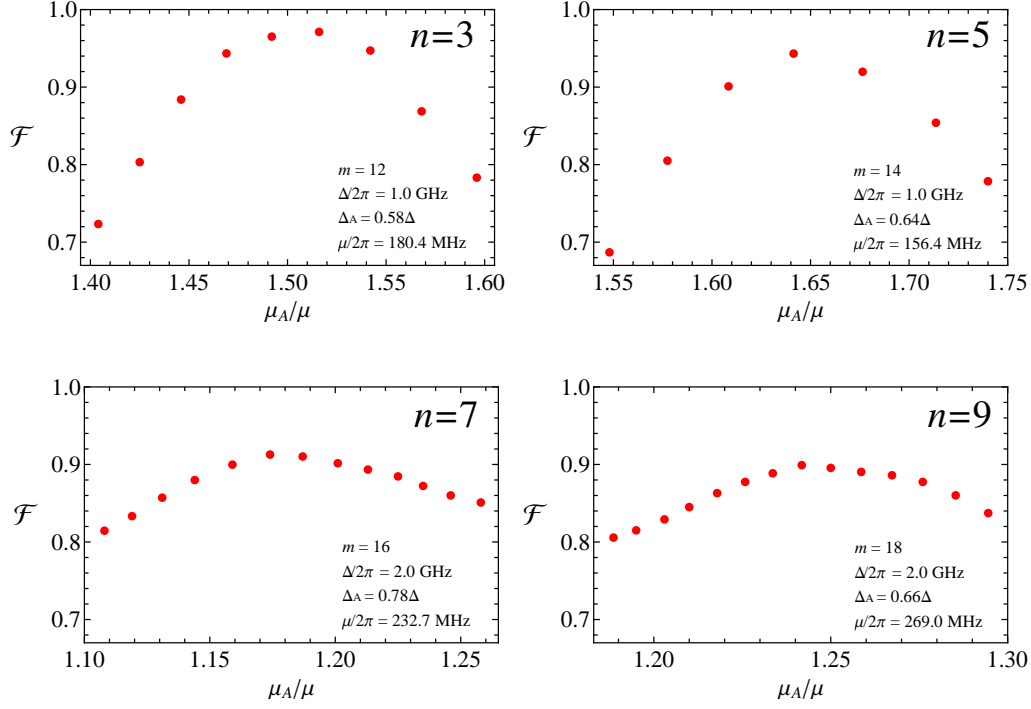


FIG. 5: (Color online) Fidelity versus μ_A/μ . Here, n is the total number of qubits including the coupler qubit. Also $n = 3, 5, 7$ and 9 correspond to the cases of each cavity hosting one, two, three and four qubits, respectively. To have an achievable good fidelity with reasonable parameters, we increase $\Delta/(2\pi) = 2$ from 1 to 2 GHz, when going from 5 to 7 qubits.

We consider identical intra-cavity flux qubits. Given Δ , Δ_A , and m , the coupling constant μ is determined by $\mu = \sqrt{2N|\delta|\Delta_A/m\Delta}/(\Delta + \Delta_A)$ [derived from Eqs. (9) and (10)]. We set $\tilde{\mu} = 0.1\mu$ and $\tilde{\mu}_A = 0.1\mu_A$, which is a good approximation by increasing the potential barrier (Fig. 4). We choose $\Delta/(2\pi) = 1.0$ GHz for $n = 3$ and $n = 5$, while $\Delta/(2\pi) = 2.0$ GHz for $n = 7$ and $n = 9$. Here, $n = 2M + 1$ is the total number of qubits including the coupler qubit. In addition, we set $\tilde{\Delta} = \Delta + 2\pi \times 1.5$ GHz and $\tilde{\Delta}_A = \Delta_A + 2\pi \times 1.5$ GHz. We now choose $\kappa_j^{-1} = 15 \mu\text{s}$, $\gamma_{e,\varphi}^{-1} = 5 \mu\text{s}$, $\gamma_{g',\varphi}^{-1} = 7.5 \mu\text{s}$, $\gamma_{eg}^{-1} = 5 \mu\text{s}$, $\gamma_{eg'}^{-1} = 7.5 \mu\text{s}$, and $\gamma_{g'g}^{-1} = 15 \mu\text{s}$ (a conservative consideration, e.g., see Ref. [9]). Our numerical calculations show that when μ_{12} is smaller than μ_A by two orders of magnitude, the effect of the inter-cavity crosstalk on the operation is negligible. Thus, we now set $\mu_{12} = 0.01\mu_A$. With the parameters chosen here and by numerically optimizing the parameters m , μ , and Δ_A , the fidelity versus μ_A/μ is plotted in Fig. 5 for $n = 3, 5, 7$ and 9 . From Fig. 5, one can see that for $n = 3, 5, 7$ and 9 , a high fidelity $\sim 97.2\%$, 94.3% , 91.3% , and 90.1% can be achieved with the optimized values of μ_A/μ being 1.516 , 1.641 , 1.174 , and 1.242 , respectively. We remark that the fidelity can be further increased by improving the system parameters.

Figure 5 shows that with the parameter values chosen above the large detuning condition is not well satisfied for the optimized fidelity, e.g., $\Delta_A/\mu_A \sim 3.95$ for $n = 9$, which implies that the state evolution determined by the effective Hamiltonian (6) can be a good approximation with a suitable choice of parameters, even when the qubit-cavity detunings are not much larger than the coupling strengths. This result has a quantitative explanation. Beyond the large detuning regime, when the coupler qubit is initially in the state $|e\rangle$, the total cavity-qubit system undergoes Rabi oscillations in the corresponding single-excitation subspace. The associated Rabi frequencies have a dependence on the number of the intracavity qubits in the state $|g\rangle$. With a suitable choice of the qubit-cavity coupling strengths and detunings, all of the state components with the coupler qubit being initially in $|e\rangle$ can return to their initial forms almost at the same time, with the resulting phase shift being related to the corresponding Rabi frequency.

As discussed in [39,80], the condition $\mu_{12} \leq 0.01\mu_A$ can be met with the typical capacitive cavity-qubit coupling. Figure 5 shows that at the optimum points, the coupling strengths are $\{\mu/2\pi, \mu_A/2\pi\} \sim \{180.4 \text{ MHz}, 273.5 \text{ MHz}\}$ ($n = 3$), $\{156.4 \text{ MHz}, 256.75 \text{ MHz}\}$ ($n = 5$), $\{232.7 \text{ MHz}, 273.2 \text{ MHz}\}$ ($n = 7$), and $\{269.0 \text{ MHz}, 334.0 \text{ MHz}\}$ ($n = 9$). The coupling strengths of these values are readily achievable in experiments because a coupling strength ~ 636 MHz has been reported for a superconducting flux device coupled to a one-dimensional transmission line resonator [26]. For a flux qubit, the $|g\rangle \leftrightarrow |e\rangle$ transition frequency could be between 5 GHz and 20 GHz. Thus, we can choose $\omega_c/2\pi \sim 7.5$ GHz. For the value of κ_j^{-1} used in the numerical calculation, the required quality factor for each cavity

is $Q = \kappa_j^{-1} \omega_c \sim 7.1 \times 10^5$, which is available in experiments according to previous reports [81,82]. Therefore, the high-fidelity creation of GHZ states of up to nine qubits by using this proposal is feasible with current circuit QED technology.

VI. CONCLUSION

We have proposed a general and efficient way to entangle SC qubits in a multi-cavity system. In principle, GHZ states of *an arbitrary number* of intra-cavity qubits plus the coupler qubit can be created through a single operation and without any measurements. Since only virtual photon processes take place, the decoherence caused by cavity decay and the effect of unwanted inter-cavity crosstalk are greatly suppressed. Also, the higher energy level is not occupied for any intra-cavity qubit; thus decoherence from the qubits is much reduced. In addition, we have introduced two simple methods for entangling the intra-cavity qubits in a GHZ state. Our numerical simulations show that it is feasible to generate high-fidelity GHZ entangled states with up to nine SC qubits in a circuit consisting of two resonators. We hope this will stimulate future experimental activities. The method presented here is quite general and can be applied to various other physical systems.

ACKNOWLEDGMENTS

We very gratefully acknowledge Dr. Anton Frisk Kockum for a critical reading of the manuscript. This work was partly supported by the RIKEN iTHES Project, the MURI Center for Dynamic Magneto-Optics via the AFOSR award number FA9550-14-1-0040, and a Grant-in-Aid for Scientific Research (A). It was also partially supported by the Major State Basic Research Development Program of China under Grant No. 2012CB921601, the National Natural Science Foundation of China under Grant Nos. [11074062, 11374083], the Zhejiang Natural Science Foundation under Grant No. LZ13A040002, the funds of Hangzhou Normal University under Grant Nos. [HSQK0081, PD13002004], and the funds of Hangzhou City for supporting the Hangzhou-City Quantum Information and Quantum Optics Innovation Research Team.

-
- [1] Buluta I, Ashhab S and Nori F 2011 *Rep. Prog. Phys.* **74** 104401
 - [2] Bylander J *et al* 2011 *Nature Phys.* **7** 565
 - [3] Paik H *et al* 2011 *Phys. Rev. Lett.* **107** 240501
 - [4] Chang J B *et al* 2013 *Appl. Phys. Lett.* **103** 012602
 - [5] Chow J K *et al* 2012 *Phys. Rev. Lett.* **109** 060501
 - [6] Barends R *et al* 2013 *Phys. Rev. Lett.* **111** 080502
 - [7] Chow J M *et al* 2014 *Nature Comm.* **5** 4015
 - [8] Chen Y *et al* 2014 *Phys. Rev. Lett.* **113** 220502
 - [9] Stern M, Catelani G, Kubo Y, Grezes C, Bienfait A, Vion D, Esteve D and Bertet P 2014 *Phys. Rev. Lett.* **113** 123601
 - [10] Filipp S *et al* 2009 *Phys. Rev. Lett.* **102** 200402
 - [11] Bialczak R C *et al* 2010 *Nature Phys.* **6** 409
 - [12] Neeley M *et al* 2010 *Nature* **467** 570
 - [13] Yamamoto T *et al* 2010 *Phys. Rev. B* **82** 184515
 - [14] Reed M D *et al* 2010 *Phys. Rev. Lett.* **105** 173601
 - [15] Jeffrey E *et al* 2014 *Phys. Rev. Lett.* **112** 190504
 - [16] Liu Y X, Sun H C, Peng Z H, Miranowicz A, Tsai J S and Nori F 2014 *Scientific Reports* **4** 7289
 - [17] Yang C P, Chu S I and Han S 2003 *Phys. Rev. A* **67** 042311
 - [18] You J Q and Nori F 2003 *Phys. Rev. B* **68** 064509
 - [19] Blais A, Huang R S, Wallraff A, Girvin S M and Schoelkopf R J 2004 *Phys. Rev. A* **69** 062320
 - [20] You J Q and Nori F 2005 *Phys. Today* **58** 42
 - [21] Clarke J and Wilhelm F K 2008 *Nature* **453** 1031
 - [22] You J Q and Nori F 2011 *Nature* **474** 589
 - [23] Xiang Z L, Ashhab S, You J Q and Nori F 2013 *Rev. Mod. Phys.* **85** 623
 - [24] Majer J *et al* 2007 *Nature* **449** 443
 - [25] DiCarlo L *et al* 2009 *Nature* **460** 240
 - [26] Niemczyk T *et al* 2010 *Nature Phys.* **6** 772
 - [27] Blais A, Maassen van den Brink A and Zagoskin A M 2003 *Phys. Rev. Lett.* **90** 127901
 - [28] Plastina F and Falcì G 2003 *Phys. Rev. B* **67** 224514
 - [29] Yang C P and Han S 2005 *Phys. Rev. A* **72** 032311
 - [30] Helmer F and Marquardt F 2009 *Phys. Rev. A* **79** 052328

- [31] Bishop L S *et al* 2009 *New J. Phys.* **11** 073040
- [32] Yang C P, Liu Y X and Nori F 2010 *Phys. Rev. A* **81** 062323
- [33] Leek P J, Filipp S, Maurer P, Baur M, Bianchetti R, Fink J M, Göppl M, Steffen L and Wallraff A 2009 *Phys. Rev. B* **79** 180511(R)
- [34] DiCarlo L *et al* 2010 *Nature* **467** 574
- [35] Chow J M *et al* 2011 *Phys. Rev. Lett.* **107** 080502
- [36] Mariani M *et al* 2011 *Science* **334** 61
- [37] Fedorov A, Steffen L, Baur M, da Silva M P and Wallraff A 2012 *Nature* **481** 170
- [38] Strauch F W, Jacobs K and Simmonds R W 2010 *Phys. Rev. Lett.* **105** 050501
- [39] Yang C P, Su Q P and Han S 2012 *Phys. Rev. A* **86** 022329
- [40] Yang C P, Su Q P, Zheng S B and Han S 2013 *Phys. Rev. A* **87** 022320
- [41] Merkel S T and Wilhelm F K 2010 *New J. Phys.* **12** 093036
- [42] Wang H *et al* 2011 *Phys. Rev. Lett.* **106** 060401
- [43] Hua M, Tao M J and Deng F G 2014 *Phys. Rev. A* **90** 012328
- [44] Matsuo S, Ashhab S, Fujii T, Nori F, Nagai K and Hatakenaka N 2006 *Generation of Bell states and Greenberger-Horne-Zeilinger states in superconducting phase qubits, Quantum Communication, Measurement and Computing*, (no. 8), O. Hirota, J. H. Shapiro, M. Sasaki, editors (NICT Press)
- [45] Yang C P, Su Q P and Nori F 2013 *New J. Phys.* **15** 115003
- [46] Steffen L *et al* 2013 *Nature* **500** 319
- [47] Greenberger D M, Horne M A and Zeilinger A 1989 *In Bell Theorem, Quantum Theory and Conceptions of the Universe*, edited by M. Kafatos (Kluwer Academic, Dordrecht)
- [48] Hillery M, Bužek V and Berthiaume A 1999 *Phys. Rev. A* **59** 1829
- [49] See, for many references, Bose S, Vedral V and Knight P L 1998 *Phys. Rev. A* **57** 822
- [50] Devitt S J, Munro W J and Nemoto K 2013 *Rep. Prog. Phys.* **76** 076001
- [51] Giovannetti V, Lloyd S and Maccone L *Science* **306** 1330 2004
- [52] Bollinger J J, Itano W M, Wineland D J and Heinzen D J 1996 *Phys. Rev. A* **54** R4649
- [53] Huang Y F, Liu B H, Peng L, Li Y H, Li L, Li C F and Guo G C 2011 *Nat. Commun.* **2** 546
- [54] Yao X C, Wang T X, Xu P, Lu H, Pan G S, Bao X H, Peng C Z, Lu C Y, Chen Y A and Pan J W 2012 *Nat. Photonics* **6** 225
- [55] Monz T, Schindler P, Barreiro J T, Chwalla M, Nigg D, Coish W A, Harlander M, Hänsel W, Hennrich M and Blatt R 2011 *Phys. Rev. Lett.* **106** 130506
- [56] Barends R *et al* *Nature* 2014 **508** 500
- [57] Dogra S, Dorai K and Arvind 2015 *Phys. Rev. A* **91** 022312
- [58] You J Q *et al* 2003 *Phys. Rev. B* **68** 024510; Wei L F *et al* 2006 *Phys. Rev. A* **73** 052307; Wei L F *et al* 2006 *Phys. Rev. Lett.* **96** 246803
- [59] Cirac J I and Zoller P 1994 *Phys. Rev. A* **50** R2799
- [60] Gerry C C 1996 *Phys. Rev. A* **53** 2857
- [61] Zheng S B 2001 *Phys. Rev. Lett.* **87** 230404
- [62] Zheng S B 2002 *Phys. Rev. A* **66** 060303
- [63] Duan L M and Kimble H 2003 *Phys. Rev. Lett.* **90** 253601
- [64] Wang X, Feng M and Sanders B C 2003 *Phys. Rev. A* **67** 022302
- [65] You J Q, Tsai J S and Nori F 2003 *Phys. Rev. B* **68** 024510
- [66] Zhu S L, Wang Z D and Zanardi P 2005 *Phys. Rev. Lett.* **94** 100502
- [67] Feng W, Wang P, Ding X, Xu L and Li X Q 2011 *Phys. Rev. A* **83** 042313
- [68] Aldana S, Wang Y D and Bruder C 2011 *Phys. Rev. B* **84** 134519
- [69] Johansson J R, Nation P D and Nori F 2012 *Comp. Phys. Comm.* **183** 1760
- [70] Johansson J R, Nation P D and Nori F 2013 *Comp. Phys. Comm.* **184** 1234
- [71] Neeley M *et al* 2008 *Nat. Phys.* **4** 523; Zagoskin A M, Ashhab S, Johansson J R and Nori F 2006 *Phys. Rev. Lett.* **97** 077001
- [72] Leek P J, Filipp S, Maurer P, Baur M, Bianchetti R, Fink J M, Göppl M, Steffen L and Wallraff A 2009 *Phys. Rev. B* **79** 180511(R)
- [73] Strand J D, Ware M, Beaudoin F, Ohki T A, Johnson B R and Blais A and Plourde B L T 2013 *Phys. Rev. B* **87** 220505(R)
- [74] James D F V and Jerke J 2007 *Can. J. Phys.* **85** 625
- [75] Zheng S B and Guo G C 2000 *Phys. Rev. Lett.* **85** 2392
- [76] Sørensen A and Mølmer K 1999 *Phys. Rev. Lett.* **82** 1971
- [77] Sandberg M, Wilson C M, Persson F, Bauch T, Johansson G, Shumeiko V, Duty T and Delsing P 2008 *Appl. Phys. Lett.* **92** 203501
- [78] Wang Z L, Zhong Y P, He L J, Wang H, Martinis J M, Cleland A N and Xie Q W 2013 *Appl. Phys. Lett.* **102** 163503
- [79] Nielsen M A and Chuang I L 2001 *Quantum Computation and Quantum Information* (Cambridge University Press, Cambridge, England)
- [80] Su Q P, Yang C P and Zheng S B 2014 *Scientific Reports* **4** 3898
- [81] Chen W *et al* 2008 *Supercond. Sci. Technol.* **21** 075013
- [82] Leek P J *et al* 2010 *Phys. Rev. Lett.* **104** 100504