

The study of triple systems V949 Cen, V358 Pup, and V1055 Sco*Zasche, P.¹, Hoňková, K.², Juryšek, J.^{1,3}, Mašek, M.³¹ Astronomical Institute, Charles University Prague, Faculty of Mathematics and Physics,
V Holešovičkách 2, Praha 8, CZ-180 00, Czech Republic

e-mail: zasche@sirrah.troja.mff.cuni.cz

² Variable Star and Exoplanet Section of Czech Astronomical Society³ Institute of Physics, Czech Academy of Sciences, 182 21 Praha, Czech Republic*Received Month Day, Year*

ABSTRACT

The systems V949 Cen, V358 Pup, and V1055 Sco are triples comprised of an eclipsing binary orbiting with a distant visual component on a much longer orbit. The first detailed photometric analysis of these interesting systems was performed using also the archival data from Hipparcos, ASAS, SuperWASP, OMC, and Pi Of The Sky surveys. The system V358 Pup was also analysed using the archival ESO spectra and the radial velocities were derived. The analyses of their light curves revealed the physical properties of the eclipsing components, while the interferometric data for these systems obtained during the last century show that the binaries are also weakly gravitationally bounded with the third components on much longer orbits. The photometry was carried out with the robotic telescope FRAM (part of the Pierre Auger Cosmic Ray Observatory), located in Argentina. The *BVR* light curves were analysed with the PHOEBE program, yielding the basic physical parameters of the systems and their orbits. V949 Cen and V358 Pup were found to be detached systems, while V1055 Sco is probably a semi-detached one. V358 Pup shows a slow apsidal motion, while for V1055 Sco we detected some period variation probably due to the third body in the system, which cannot easily be attributed to the close visual companion. Therefore, we speculate that V1055 Sco can be a quadruple system. For V949 Cen a new orbit was computed, having the orbital period of about 855 yr.

Key words:

binaries: eclipsing – binaries: visual – stars: fundamental parameters – stars: individual: V949 Cen, V358 Pup, V1055 Sco.

1. Introduction

The eclipsing binaries as parts of the multiple stellar systems (i.e. of multiplicity three and higher) are excellent objects to be studied. The importance of such

*Based on observations made with ESO Telescopes at the La Silla Paranal Observatory under programmes ID 082.D-0499, 084.D-0591, 085.C-0614, 086.D-0078, and 190.D-0237.

systems lies in the fact that one can study the stellar evolution in them, their origin, tidal interaction between the components, testing the influence of the distant companions to the close pair, a role of Kozai cycles, studying the dynamical effects and precession of the orbits, but also the statistics and relative frequency of such systems among the stars in our Galaxy (and outside), see e.g. Tokovinin (2007), Guinan & Engle (2006), or Goodwin & Kroupa (2005). On the other hand, there are still plenty of interesting multiple systems, which were not analysed yet.

2. Photometric observations

All of the new photometric observations were obtained in Argentina, using the FRAM telescope (Prouza et al. 2010). It is located near the Malargüe town, about 1400 m above a sea level. The instrument used for observing V949 Cen and V358 Pup was a classical telescope of Schmidt-Cassegrain type, 0.3 m in diameter, equipped with a G2-1600 CCD camera. On the other hand, for V1055 Sco only a small Nikkor lens with 107 mm diameter and a CCD camera of G4-16000 type was used. Both instruments are equipped with standard Johnson *BVRI* filters, see Bessell (1990). All frames have been reduced by differential aperture photometry using software package C-MuniPack*, the adaptation of the MuniPack code (Hroch 1998), based on the DaoPhot routines (Stetson 1987). The G2-1600 CCD camera sensor area is of 1536×1024 square pixels (pixel linear dimension is $9 \mu\text{m}$), which leads to the field of view of $24' \times 16'$ (0.93 arcsec/px), while the second CCD camera G4-16000 has the sensor area of 4094×4094 square pixels (pixel linear dimension is $9 \mu\text{m}$), which leads to the field of view of $7^\circ \times 7^\circ$ (6.19 arcsec/px). The radii of the apertures for our studied stars were 7.09 px for V1055 Sco, 7.09 px for V358 Pup, and 11.82 px for V949 Cen, respectively. The star HD 113916 was used as a comparison for V949 Cen, TYC 7636-2147-1 was used for V358 Pup, while HD 147704 was used for V1055 Sco.

The older archival data were taken from the publicly available databases such as Hipparcos, ASAS, SuperWASP, OMC, and Pi Of The Sky surveys. However, these photometric observations were used mainly for the derivation of the minima times for a subsequent period analysis. For the PHOEBE light curve fitting the individual filter passbands used were: *V* for ASAS, H_p for Hipparcos, and H_p also used for SuperWASP due to unavailable SuperWASP filter in PHOEBE and relative similarity of transmission curves of H_p and SuperWASP filters.

3. Analysis

After the reduction of the photometric frames, the FRAM photometry was used for a subsequent analysis of the light curves. Program PHOEBE ver. 0.31 (Prša & Zwitter 2005) was used, which is based on a standard Wilson-Devinney code

*<http://c-munipack.sourceforge.net/>

Table 1: The individual astrometric observations of V949 Cen.

Year	Pos.Angle [degree]	Separation [arcsec]	Reference
1927.48	284.9	0.35	Finsen (1928)
1935.84	275.1	0.35	Rossiter (1955)
1953.37	277.2	0.32	van den Bos (1956)
1960.49	267.0	0.32	van den Bos (1961)
1976.128	248.1	0.27	Worley (1978)
1979.19	246.0	0.25	Heintz (1980)
1991.25	231.0	0.263	Perryman et al. (1997)
2011.0401	206.3	0.2532	Hartkopf et al. (2012)

(Wilson & Devinney 1971) and its later modifications. Because of having only limited information about the systems, several parameters of the light curve model have to be fixed for the modelling. For the systems with no radial velocities, the individual masses of the components are not known. Hence, the mass ratio was kept fixed at a value of $q = 1.0$ for the detached systems (see below). The primary temperature was fixed at a value derived from the photometric indices, or according to the published spectral type. The albedo and gravity darkening coefficients were kept fixed. On the other hand, the value of the third light was also computed due to the fact that all of these systems are triple stars.

4. Individual systems

For our analysis, we have selected three interesting systems. These systems were chosen according to the following selection criteria. All of them are relatively bright ($< 10\text{mag}$), are on the southern sky, all have periods shorter than 10 days, all are multiples (eclipsing binary with a third visual component) and all are also only seldom-investigated systems. Therefore, three stars were chosen: V949 Cen, V358 Pup, and V1055 Sco. In the following subsections we will focus on the individual systems in more detail.

4.1. V949 Cen

V949 Cen (also HD 113840, HIP 64025) is a variable star of Algol type. Its orbital period is of about 3.8 days, while its brightness in maximum is of about 9 mag in V filter. It was also discovered as a double star by Finsen (1928), and since then 8 astrometric observations of the visual pair were carried out, see Table 1. Houk & Cowley (1975) derived its spectral type as G1/G2V. Its parallax is rather uncertain, because the Hipparcos catalogue (van Leeuwen 2007) gave the value of parallax 1.42 ± 1.48 mas.

No radial velocity analysis as well as no light curve analysis were published. On the other hand, from the available astrometric observations a preliminary visual

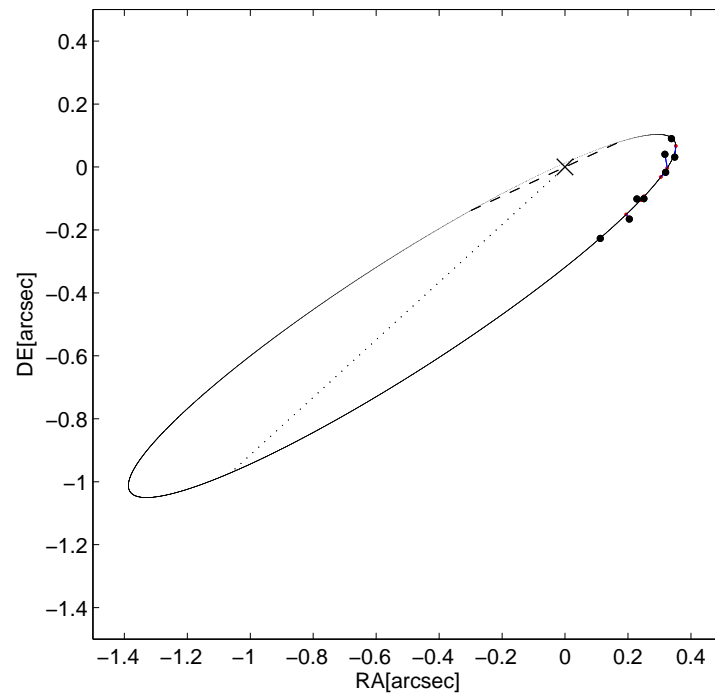


Figure 1: The orbit of the visual pair of V949 Cen. The individual observations are plotted as dots, connected with their theoretical positions on the orbit with short abscissae. The dotted line represents the line of the apsides, while the dashed one stands for the line of the nodes. The eclipsing binary is located in the coordinates (0,0).

Table 2: The orbital parameters of V949 Cen.

Parameter	Value	Error
p_3 [yr]	855.3	36.0
T_0 [yr]	1915.4	36.3
e	0.947	0.006
a [arcsec]	2.463	0.012
i [deg]	95.4	21.3
Ω [deg]	114.8	47.6
ω [deg]	106.6	17.5

orbit was derived, see Hartkopf & Mason (2011). Their analysis resulted in orbital period of about 348 yr, but the individual observations rather deviate from the fit and the most recent one is very distant from its predicted position. Hence, we performed an updated orbital fitting, resulting in parameters given in Table 2. The fit is presented in Fig. 1 and as one can see, it is still very preliminary yet, because the arc of the orbit covered with the observations is still rather limited. However, we have to mention that the solution is not self-consistent due to high value of the total mass from the Kepler’s third law (assuming 3 G1V stars, i.e. $3 \cdot 1.15 M_{\odot} = 3.45 M_{\odot}$). Hence, the explanation is that the period p_3 should be much longer (up to the 39000 yr), or other solution is that its distance is much different (i.e. system closer, parallax higher). The problematic derivation of parallax from the Hipparcos data for the visual binaries was discussed elsewhere (e.g. Söderhjelm 1999), but we cannot believe that the difference is so large.

Concerning the photometry of V949 Cen, we collected all available photometry from the Hipparcos (Perryman et al. 1997) and ASAS (Pojmański 2002) data together with our new observations from the FRAM telescopes in *BVRI* filters. There is clearly seen that the system is a detached one of Algol type, having two rather similar components. The simultaneous analysis of all available photometry was carried out with the PHOEBE code, resulting in light curve parameters given in Table 3 and the light curve fits presented in Figure 2. As one can see, the value of the third light resulted in a non-negligible contribution, indicating that the third component is probably very similar to the eclipsing ones. This is in good agreement with the magnitude difference as presented in already published papers (e.g. the Hipparcos catalogue presented the magnitude difference about 0.82 mag).

The ASAS, Hipparcos and FRAM photometry were also used to derive the times of minima for V949 Cen. For computing the times of minima a classical Kwee-van Woerden (1956) method was used together with our new AFP method (see Zasche et al. 2014). However, the twenty minima times plotted in the $O - C$ diagram (see Fig. 3) show no period variation and the ephemerides suitable for any future observations are given in Table 3. Also from this plot it is obvious that the inner orbit of the eclipsing pair is perfectly circular. All of the data points used for the analysis are stored in the online-only Appendix tables.

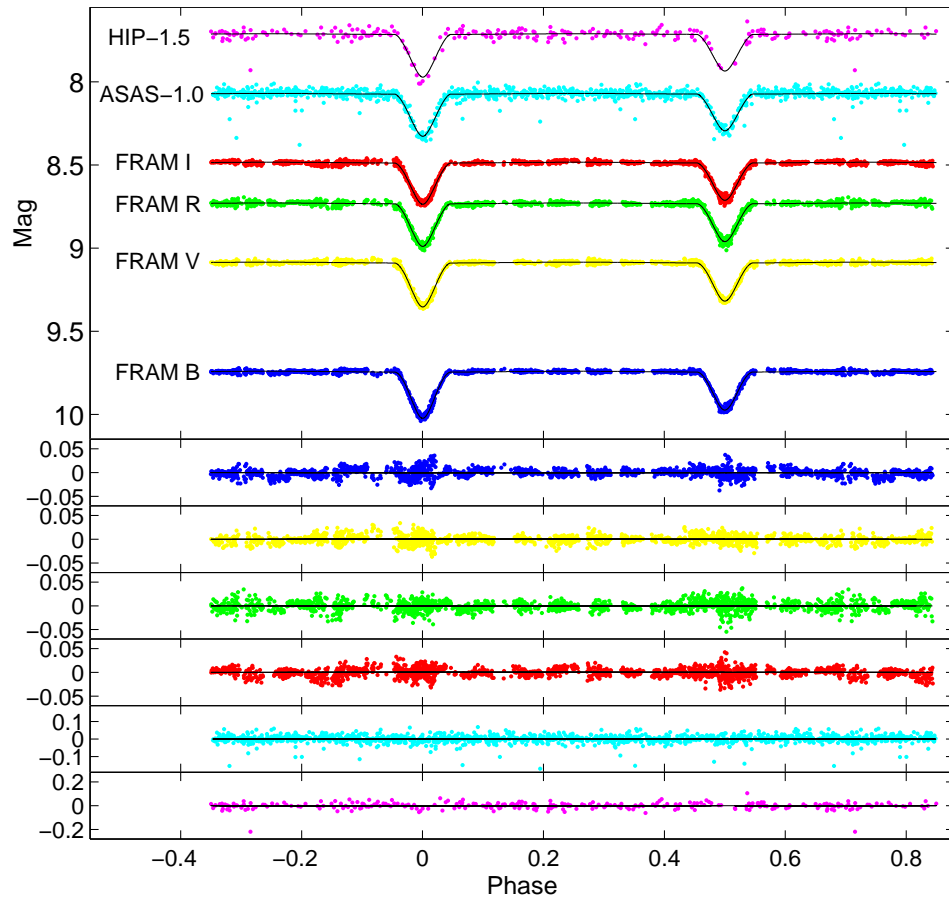


Figure 2: The available light curves of V949 Cen. The ASAS and Hipparcos curves were shifted in the y-axis for a better clarity. The bottom plots show the residuals of the fit.

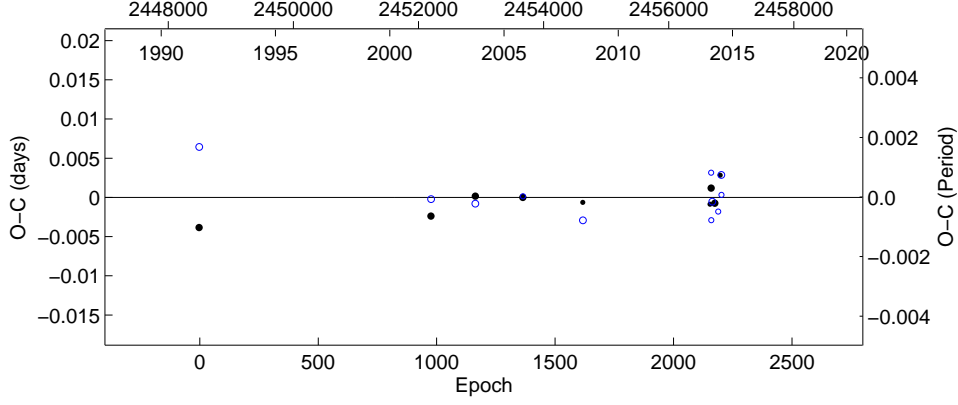


Figure 3: $O - C$ diagram of V949 Cen. Black symbols stand for the primary minima, the blue ones for the secondary minima. The larger the symbol, the higher the weight (higher the precision).

Table 3: The light-curve parameters of V949 Cen, as derived from our analysis.

Parameter	Value	Parameter	Value
HJD_0	2448504.0866 ± 0.0096	$L_{1,B}$ [%]	39.9 ± 1.4
P [d]	3.7867969 ± 0.0000061	$L_{2,B}$ [%]	30.9 ± 1.1
i [deg]	83.66 ± 0.32	$L_{3,B}$ [%]	29.2 ± 0.9
T_1 [K]	5900 (fixed)	$L_{1,V}$ [%]	38.8 ± 0.9
T_2 [K]	5736 ± 42	$L_{2,V}$ [%]	31.5 ± 0.7
Ω_1	7.429 ± 0.221	$L_{3,V}$ [%]	29.7 ± 0.5
Ω_2	7.679 ± 0.204	$L_{1,R}$ [%]	38.1 ± 0.9
$F_1 = F_2$	0 (fixed)	$L_{2,R}$ [%]	31.6 ± 0.8
$A_1 = A_2$	0.5 (fixed)	$L_{3,R}$ [%]	30.3 ± 0.5
$G_1 = G_2$	0.32 (fixed)	$L_{1,I}$ [%]	37.3 ± 0.7
$q = M_2/M_1$	1.0 (fixed)	$L_{2,I}$ [%]	31.5 ± 0.5
R_1/a	0.156 ± 0.005	$L_{3,I}$ [%]	31.2 ± 0.5
R_2/a	0.150 ± 0.005	$L_{1,ASAS}$ [%]	38.7 ± 0.7
		$L_{2,ASAS}$ [%]	31.6 ± 0.6
		$L_{3,ASAS}$ [%]	29.7 ± 0.6
		$L_{1,HIP}$ [%]	39.1 ± 1.7
		$L_{2,HIP}$ [%]	31.4 ± 0.9
		$L_{3,HIP}$ [%]	29.5 ± 2.1

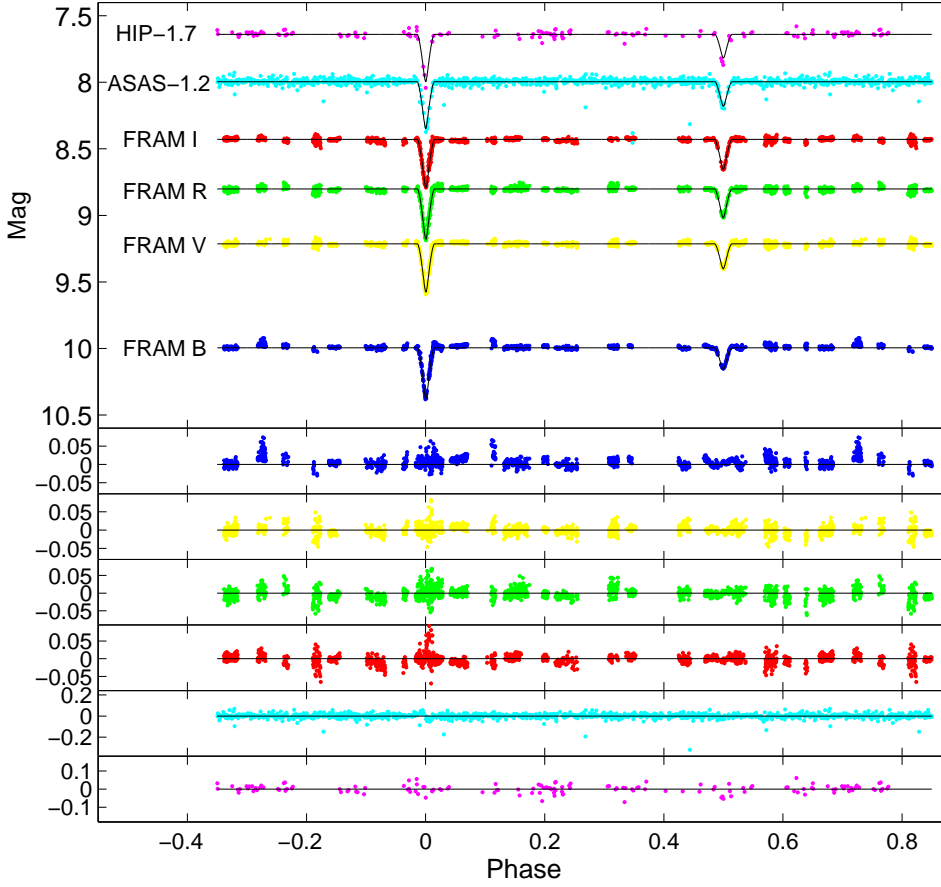


Figure 4: Light curves of V358 Pup. The ASAS and Hipparcos curves were shifted in the y-axis for a better clarity. The bottom plots show the residuals of the fit.

4.2. V358 Pup

V358 Pup (also HD 51994, HIP 33487) is an Algol-type eclipsing binary discovered by the Hipparcos satellite (Perryman et al. 1997). Its combined spectral type was derived as G5V (Houk 1978). It is also known as a visual double and only eight observations were obtained since its discovery in 1926. However, no visible motion on the sky is presented, hence its period is probably rather long. The latest observation of the double from 1993 indicates the separation of about $1''$ at a position angle of 149° . The only detailed study of the star is that one by Clausen et al. (2001). However, their *uvby* light curves were not analysed, only a brief statement about a large fraction of the third light and several times of minima (showing mildly eccentric orbit) were published.

Our new FRAM light curves were analysed simultaneously with the other available photometry using the PHOEBE code. The results are plotted in Fig. 4, while the parameters are given in Table 4. As one can see, the amount of the third light

Table 4: The light-curve parameters of V358 Pup, as derived from our analysis.

Parameter	Value	Parameter	Value
T_1 [K]	5780 (fixed)	i [deg]	89.35 ± 0.17
T_2 [K]	5157 ± 53	HJD_0	2450818.7131 ± 0.0009
Ω_1	22.11 ± 0.50	P [d]	6.7939106 ± 0.0000019
Ω_2	20.17 ± 0.43	e	0.008 ± 0.005
$L_{1,B}$ [%]	33.8 ± 1.6	ω_0 [deg]	97.4 ± 3.9
$L_{2,B}$ [%]	15.2 ± 1.4	$d\omega/dt$ [deg/cycle]	0.002 ± 0.001
$L_{3,B}$ [%]	51.0 ± 0.5	$F_1 = F_2$	0 (fixed)
$L_{1,V}$ [%]	32.9 ± 1.0	$A_1 = A_2$	0.5 (fixed)
$L_{2,V}$ [%]	17.7 ± 1.1	$G_1 = G_2$	0.32 (fixed)
$L_{3,V}$ [%]	49.4 ± 0.5	A [R_\odot]	18.67 ± 0.05
$L_{1,R}$ [%]	34.3 ± 1.4	$q = M_2/M_1$	0.88 ± 0.05
$L_{2,R}$ [%]	20.4 ± 0.9	v_γ [km/s]	-2.23 ± 0.03
$L_{3,R}$ [%]	45.2 ± 0.6	Derived physical quantities:	
$L_{1,I}$ [%]	34.5 ± 0.9	M_1 [M_\odot]	1.01 ± 0.04
$L_{2,I}$ [%]	21.3 ± 1.1	M_2 [M_\odot]	0.89 ± 0.03
$L_{3,I}$ [%]	45.2 ± 0.8	R_1 [R_\odot]	0.88 ± 0.03
$L_{1,ASAS}$ [%]	33.6 ± 2.7	R_2 [R_\odot]	0.86 ± 0.02
$L_{2,ASAS}$ [%]	20.1 ± 2.6	K_1 [km/s]	65.2 ± 2.6
$L_{3,ASAS}$ [%]	46.3 ± 4.0	K_2 [km/s]	73.9 ± 2.7
$L_{1,HIP}$ [%]	32.1 ± 1.1	$M_{bol,1}$ [mag]	5.02 ± 0.08
$L_{2,HIP}$ [%]	17.9 ± 1.2	$M_{bol,2}$ [mag]	5.56 ± 0.06
$L_{3,HIP}$ [%]	50.0 ± 3.3		

Table 5: The individual radial velocities of V358 Pup.

HJD	RV_1 [km/s]	RV_2 [km/s]
2454889.75029	-65.33 ± 0.47	69.54 ± 2.48
2454890.72131	-51.67 ± 0.30	53.90 ± 0.91
2455118.89667	18.27 ± 0.44	-26.06 ± 0.77
2455145.81532	32.13 ± 0.19	-40.86 ± 0.37
2455469.82594	35.89 ± 1.17	-46.11 ± 2.81
2455469.88360	38.19 ± 0.49	-46.99 ± 1.51
2455479.74664	-26.06 ± 0.27	24.21 ± 0.48
2455504.87144	61.51 ± 0.21	-74.38 ± 0.34
2456214.88501	-66.73 ± 0.47	70.46 ± 1.42

is really large, which is in agreement with the published values of the magnitude difference between the two visual components (the third component is only about 0.1 mag fainter than the combined magnitude of the eclipsing pair).

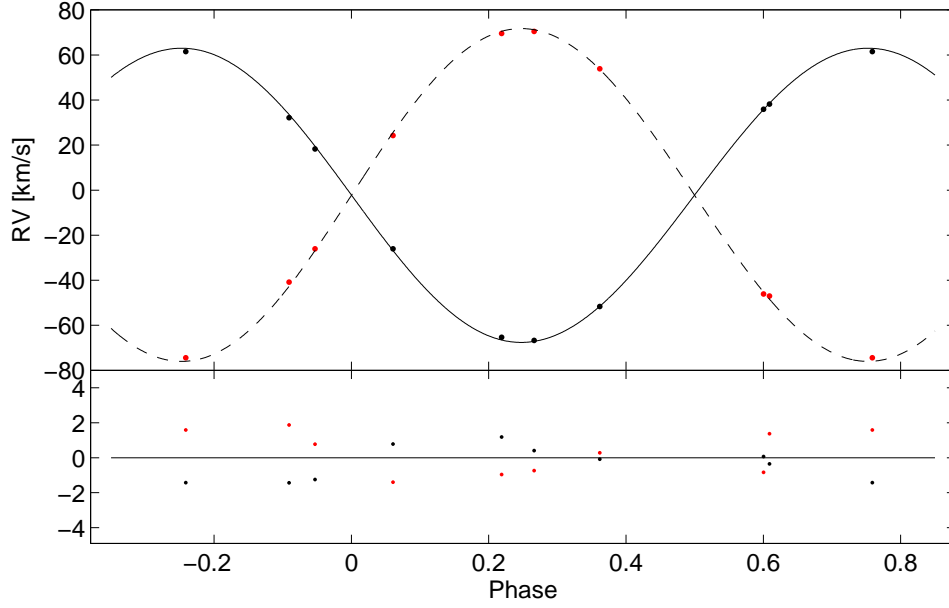


Figure 5: The radial velocities of V358 Pup, the black dots and the solid line stand for the primary, while the red dots and the dashed line stand for the secondary.

For the whole analysis we also used the ESO spectra downloaded from the online ESO archive (altogether there were used nine HARPS spectra for the analysis[†]). The original data were reduced using the standard ESO routines. The final radial velocities (hereafter RV) used for the analysis were derived via a manual cross-correlation technique (i.e. the direct and flipped profile of the spectral lines manually shifted on the computer screen to achieve the best match) using program SPEFO (Horn et al. 1996, Škoda 1996) on several absorption lines in the measured spectral region (usually *Fe* and *Ca* lines). The derived radial velocities are given in Table 5. There were also visible some lines from the third body in the spectra, but all these lines show similar radial velocities, of about $-2.7 \text{ km} \cdot \text{s}^{-1}$ with no indication of change during the observed period (of about 3.6 yr).

As one can see from our plot given in Fig. 5, the final RV curve is still not perfect (as it is obvious from the residuals). We suppose that this effect can be partly caused by the program PHOEBE itself (and the relative weightening between the photometry and spectroscopy) and partly also due to its rather uncertain eccentricity. From the pure RVs it would indicate that the orbit has lower eccentricity, but from the photometry and the minima times there resulted that the eccentricity should be higher.

As one can see from the final parameters given in Table 4, the errors of masses

[†]HARPS is a spectrograph mounted on the 3.6-m ESO telescope at the La Silla Observatory. Its spectral range is from 3781 to 6911 Å and the resolving power is 115 000.

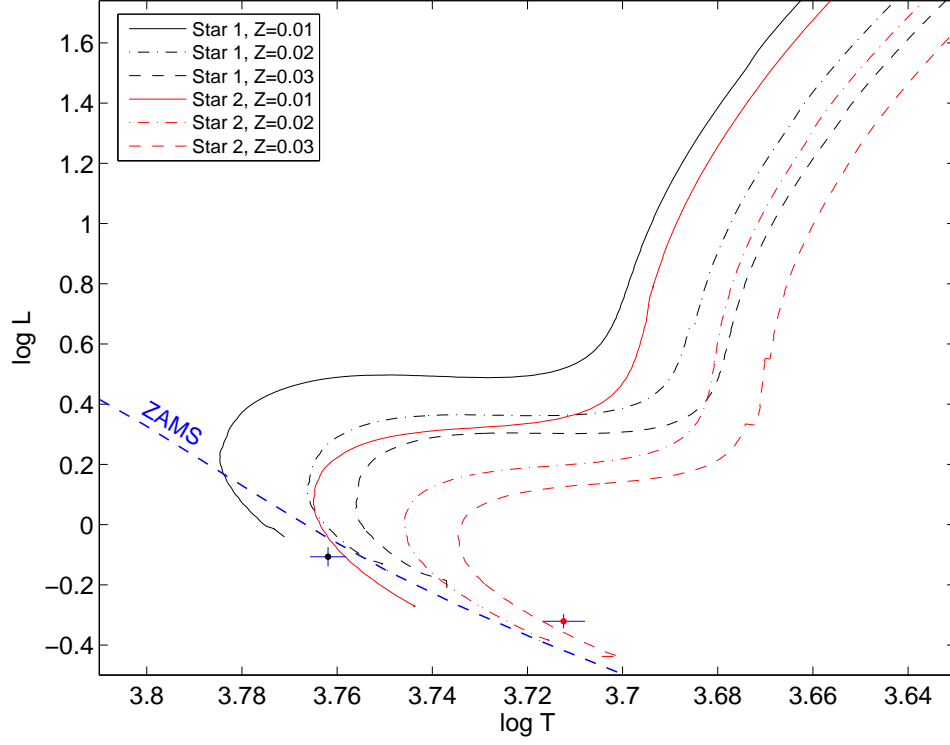


Figure 6: Evolutionary tracks for the system V358 Pup and both its components, star 1 (primary in black) and star 2 (secondary in red) plotted for three different metallicities. The blue dashed line represents the ZAMS line for $Z = 0.02$.

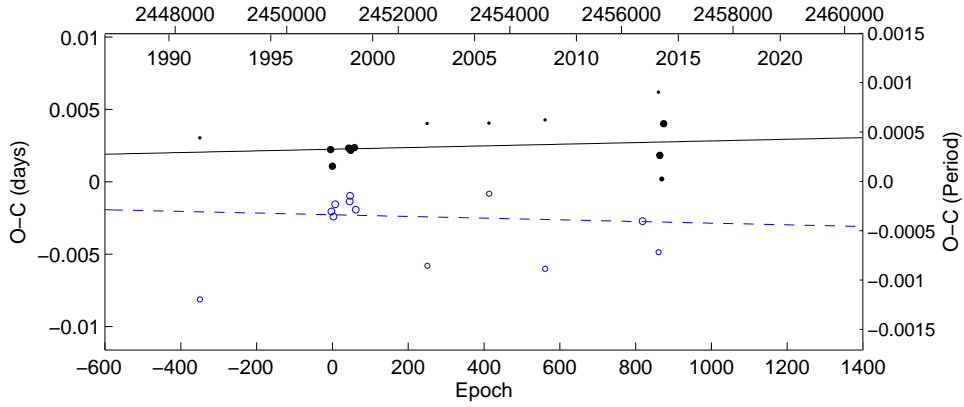


Figure 7: $O - C$ diagram of V358 Pup, showing very slow apsidal motion. Black symbols stand for the primary minima, the blue ones for the secondary minima, and the larger symbols correspond to the data points with the higher weights.

and radii are very low and one has to doubt about their values. With only a few data points and our poor fit one cannot probably derive a mass with a precision of about 3-4%. Therefore, we would like to point out that the presented solution provided with the PHOEBE program is a formal one, based on the abovementioned assumptions (the inclusion of some future knowledge of these stars can significantly shift our solution). Moreover, also the errors as resulted from the code are purely mathematical ones and usually are strongly underestimated in the PHOEBE program (Prša & Zwitter 2005, or PHOEBE manual[‡]).

Another indication that the presented errors of parameters as given in Table 4 are underestimated is a plot in Fig. 6. The evolutionary tracks are plotted together with the position of the two eclipsing components as resulted from our analysis (values of temperatures and bolometric magnitudes taken from Table 4 with the error of T_1 equal to error of T_2) and the theoretical curves are taken from the EZ-web[§] which is using a well-known MESA code (Paxton et al. 2011). To conclude, here we deal very probably with two stars still located on the main sequence or its vicinity and the models indicate that the stars have a near solar metallicity.

From the available photometry also the minima times were derived. We collected the most recent FRAM photometry together with the already published minima from the study by Clausen et al. (2001). Moreover, also the older Hipparcos (Perryman et al. 1997) and ASAS (Pojmański 2002) data were used. All of these photometric data yielded 26 minima times, however some of them (especially the ones from the Hipparcos and ASAS data) are of poor quality only. The resulting $O-C$ diagram is plotted in Figure 7. The ephemerides given in Table 4 refer to the $y = 0$ line in Fig. 7. We analysed these data using the apsidal motion hypothesis as described e.g. by Giménez & García-Pelayo (1983). This led to the finding that the apsidal motion is very slow, having the period of thousands of years and our present analysis is still only very preliminary yet (and as one can see, the errors of apsidal motion parameters are still very large). From our apsidal motion analysis there resulted that the relativistic contribution to the total apsidal motion rate is rather small, being only about 11 %, and the value of $\log k_2 = -0.165$. This value can be compared with the evolutionary tracks as published e.g. by Claret (2004), resulting in a finding that such a $\log k_2$ value can be achieved with a $1 M_\odot$ star with an age of about $2.5 \cdot 10^9$ yr.

4.3. V1055 Sco

The system V1055 Sco (also HD 148121, HIP 80603) is the only one W UMa-type binary in our sample of stars. It has the orbital period of about 0.36 days only and rather shallow amplitude of photometric variation of about 0.25 mag. It was discovered from the Hipparcos data (Perryman et al. 1997). On the other hand, Szczygieł et al. (2008) included the star into their compilation of the ASAS eclips-

[‡]http://phoebe-project.org/1.0/docs/phoebe_manual.pdf

[§]<http://www.astro.wisc.edu/~townsend/static.php?ref=e-z-web>

Table 6: The light-curve parameters of V1055 Sco, as derived from our analysis.

Photometry	FRAM	ASAS	SuperWASP	Hip
Parameter	Value	Value	Value	Value
HJD_0		2452050.7441 ± 0.0043		
P [d]		0.3636835 ± 0.0000038		
T_1 [K]		5850 (fixed)		
T_2 [K]	5751 ± 30	5632 ± 26	5881 ± 23	5499 ± 75
i [deg]	89.4 ± 0.8	88.2 ± 1.3	88.6 ± 0.8	87.0 ± 1.9
Ω_1	6.391 ± 0.019	6.746 ± 0.032	5.917 ± 0.021	5.407 ± 0.105
Ω_2	6.293	6.422	5.782	4.410
$q = M_2/M_1$	3.0 ± 0.1	3.1 ± 0.1	2.7 ± 0.1	1.7 ± 0.1
L_1 [%]	13.5 ± 0.2 (B)	12.8 ± 0.5	12.5 ± 0.3	14.3 ± 0.4
L_1 [%]	13.2 ± 0.2 (V)			
L_1 [%]	13.0 ± 0.2 (R)			
L_1 [%]	12.9 ± 0.2 (I)			
L_2 [%]	37.1 ± 0.2 (B)	37.8 ± 0.5	39.3 ± 0.4	35.0 ± 0.8
L_2 [%]	37.3 ± 0.2 (V)			
L_2 [%]	37.4 ± 0.2 (R)			
L_2 [%]	37.4 ± 0.2 (I)			
L_3 [%]	49.4 ± 0.3 (B)	49.4 ± 0.7	48.3 ± 0.6	50.7 ± 0.9
L_3 [%]	49.5 ± 0.3 (V)			
L_3 [%]	49.6 ± 0.2 (R)			
L_3 [%]	49.7 ± 0.2 (I)			
$F_1 = F_2$		0.0 (fixed)		
$A_1 = A_2$		0.0 (fixed)		
$G_1 = G_2$		1.0 (fixed)		
R_1/a	0.297 ± 0.022	0.277 ± 0.017	0.303 ± 0.012	0.263 ± 0.019
R_2/a	0.517 ± 0.045	0.517 ± 0.035	0.502 ± 0.029	0.452 ± 0.040

ing binaries with the coronal activity. Torres et al. (2006) presented the spectral type of V1055 Sco as G2V. The first astrometric observation of the visual double was carried out in 1925, published by Finsen (1941). Since then 13 positional measurements were obtained, but the movement on the orbit is very slow (orbital period of the order of thousands of years probably). The latest observation of the pair from 2010 indicates that the separation is of about $0.125''$ at a position angle of 217° . Magnitude difference between the two visual components was derived to be from 0.0 to 0.3 mag (slightly different in different pass bands).

The light curve solution was a bit more complicated here than for the previous two systems. At first, even the ephemerides were not very certain due to the fact that in our new FRAM photometry both eclipses seem to be of similar depths (i.e. both temperatures probably very similar), but the Hipparcos data show much larger difference between the minima depths. Therefore, we decided to use the deeper

Table 7: The LITE orbital parameters of V1055 Sco.

Parameter	Value	Error
p_3 [yr]	36.7	12.5
A [day]	0.031	0.009
e	0.00 (fixed)	
$f(m_3)$ [M_\odot]	0.118	0.037

Hipparcos minimum as the primary one and set the linear ephemerides according to this. For the analysis and subsequent derivation of minima times for the period analysis we collected the Hipparcos, ASAS, SuperWASP (Pollacco et al. 2006), Pi of the sky (Burd et al. 2005), OMC (Mas-Hesse et al. 2004), and our new FRAM data. From these different data sets the ASAS, SuperWASP, and Hipparcos seem to be the best ones for an analysis, however the total eclipses are only hardly visible.

We solved the individual light curves of V1055 Sco separately. This is due to the fact that the system undergoes some changes of the orbital period between the different datasets (see below) and for the individual data the different ephemerides were used (fixed from our solution from the $O - C$ diagram below). The other two systems (V949 Cen and V358 Pup) were analysed with the complete photometry simultaneously, because it is much more robust. For the result see Table 6 with the final parameters of our fit. As one can see from the table, the results are rather inconsistent with each other. The detached or contact configuration of the binary did not led to an acceptable result. We applied a classical "q-search method" for deriving the mass ratio of the binary (this can be applied because we deal with a semidetached system with secondary filling its respective Roche lobe). The parameters as derived from some of the data sets are too different from the others (e.g. the temperatures), that one has to doubt about conclusiveness of the results. Generally, one can conclude that the role of primary and secondary is very probably interchanged (due to mass ratio and luminosity), but the more massive component is probably the cooler one. Also rather remarkable is quite high contribution of the third light in the system. We can speculate about the origin of such different results based on different data sets. One possible explanation is that the system is active and the shape of the light curve varies in time. A role of some spots on the surface is also not excluded (slight asymmetry of the curve). What is also remarkable is the fact that the values of inclination seem to be increasing in time, but only a dedicated future observation can prove or rule out this hypothesis.

From the available photometry, we also derived the minima times for a period analysis. Plotting the $O - C$ diagram we found that there is a weak sinusoidal variation. Therefore, we applied a hypothesis of the third body modulating the orbital period of the eclipsing pair, a so-called Light-Time Effect (hereafter LITE), see e.g. Mayer (1990) or Irwin (1959). The result is given in Table 7 and the final fit is presented in Fig. 9. The same as for V358 Pup applies here and the ephemerides given in Table 6 represent the linear ephemerides in Fig. 9. As one

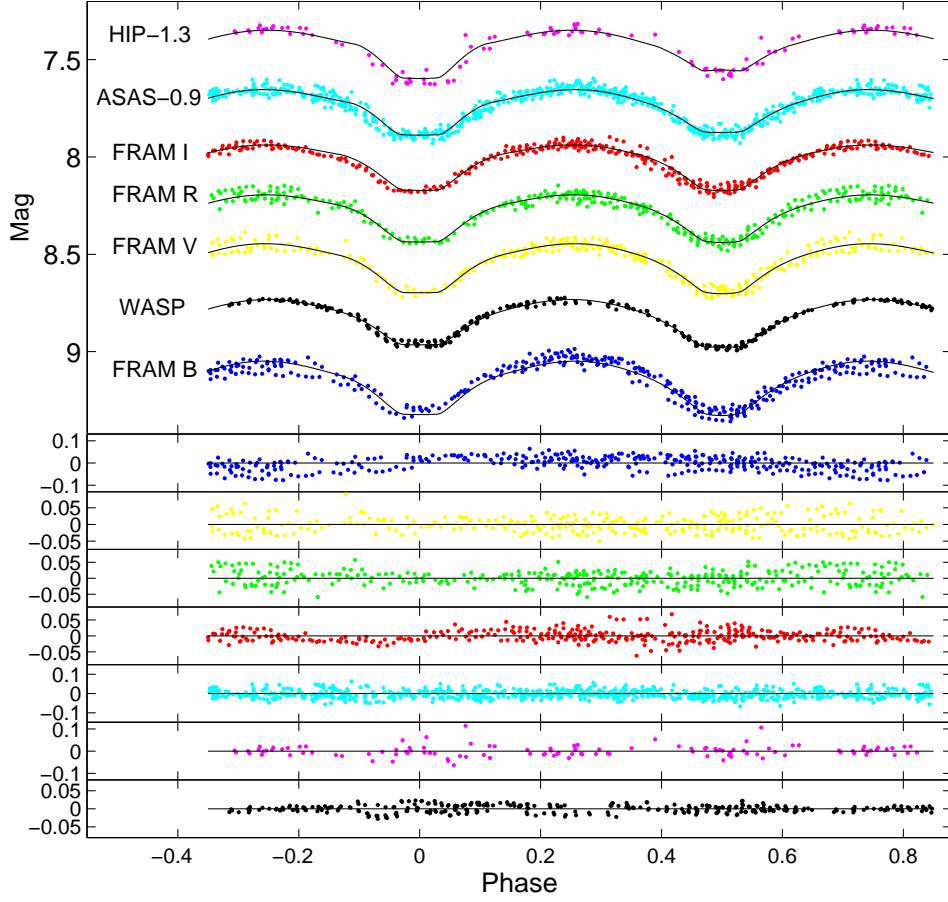


Figure 8: Light curves of V1055 Sco. The ASAS and Hipparcos curves were shifted in the y-axis for a better clarity. The bottom plots show the residuals of the fit.

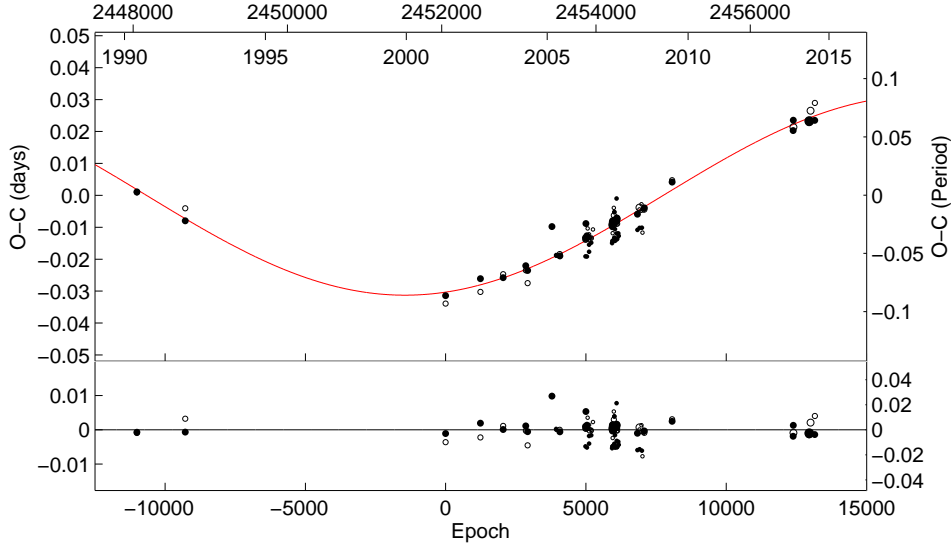


Figure 9: The $O - C$ diagram of V1055 Sco, plotted with all available times of minima observations. The dots stand for the primary, while the open circles for the secondary minima. The larger symbols stand for the observations with the higher precision. The solid curve represents the final LITE fit. The bottom plot shows the residuals of the fit.

can see, the coverage of the orbit is still rather poor, hence we used only a circular orbit as a fit. If we collect more observations in the upcoming years, some more detailed analysis would be possible. The errors of the parameters are so large due to insufficient number of data points, especially close to the maximum in the $O - C$ diagram. Hence, the amplitude as well as the orbital period can only be estimated. We also tried to identify this period variation with the visual component observed via interferometry, but this attempt was not successful at all. Much different periods and eccentricities are needed for both orbits to adequately fit the data. This would indicate that here we probably deal with a quadruple stellar system. Some future observations in upcoming years would help us to identify the period variation with the visual component or to prove its quadruple nature.

5. Discussion and Conclusions

We performed the first analysis of the light curves for three southern eclipsing binaries containing the third components. However, these distant components have rather long orbital periods, the only exception is V949 Cen, where we presented a preliminary orbital solution of the visual double. All of these systems were observed remotely with the FRAM telescopes located in Argentina and the light curve analysis revealed some interesting results. From the light curve fits we

also tried to derive the individual colors for the components and from the photometric indices $B - V$ derive the temperatures. Such values can be compared with the temperatures as resulted from the light curve fits to confirm whether the results are self-consistent. We found that the method is not sensitive enough and its results are influenced by relatively large errors. However, the resulted temperatures agree with the ones from the light curve fits given in Tables 3, 4, and 6 within 100-150 K.

Probably the most problematic issue of our presented study is the fact that for the whole analysis we assumed the value of primary temperatures for the light curve solution based only on the photometric indices or the published spectral types. However, this can be quite problematic due to the fact that for V358 Pup and V1055 Sco the most luminous components seem to be their tertiaries.

V949 Cen and V358 Pup were found to be well-detached systems, while the system V1055 Sco is probably a semi-detached one. V358 Pup is showing slow apsidal motion of the inner orbit, but its period is very long. For V1055 Sco we presented a preliminary solution for the period variation, which can possibly be confirmed via a dedicated observation via spectroscopy and/or interferometry.

Acknowledgements. The operation of the robotic telescope FRAM is supported by the EU grant GLORIA (No. 283783 in FP7-Capacities program) and by the grant of the Ministry of Education of the Czech Republic (MSMT-CR LG13007). This research has made use of the Washington Double Star Catalog maintained at the U.S. Naval Observatory. This investigation was supported by the Czech Science Foundation grants no. P209/10/0715 and GA15-02112S. We also do thank the ASAS, SUPERWASP, OMC, and PI OF THE SKY teams for making all of the observations easily public available. This research has made use of the SIMBAD and VIZIER databases, operated at CDS, Strasbourg, France and of NASA's Astrophysics Data System Bibliographic Services.

REFERENCES

- Bessell, M. S. 1990, *PASP*, **102**, 1181.
 Burd, A., et al. 2005, *NewA*, **10**, 409.
 Claret, A. 2004, *A&A*, **424**, 919.
 Clausen, J. V., Helt, B. E., & Olsen, E. H. 2001, *A&A*, **374**, 980.
 Finsen, W.S. 1928, *Union Obs. Johannesburg Circ.*, **78**, 35.
 Finsen, W.S. 1941, *Circular of the Union Observatory Johannesburg*, **104**, 74.
 Giménez, A., & García-Pelayo, J.M. 1983, *Ap&SS*, **92**, 203.
 Goodwin, S. P., & Kroupa, P. 2005, *A&A*, **439**, 565.
 Guinan, E. F., & Engle, S. G. 2006, *Ap&SS*, **304**, 5.
 Hartkopf, W.I., & Mason, B.D. 2011, *Inf. Circ.*, **175**, 1.
 Hartkopf, W.I., Tokovinin, A., & Mason, B.D. 2012, *AJ*, **143**, 42.
 Heintz, W.D. 1980, *ApJS*, **44**, 111.
 Horn, J., Kubát, J., Harmanec, et al. 1996, *A&A*, **309**, 521.
 Houk, N., & Cowley, A. P. 1975, *University of Michigan Catalogue of two-dimensional spectral types for the HD stars. Volume I. Declinations -90 to -53 deg*, Ann Arbor, MI (USA): Department

- of Astronomy, University of Michigan*, **19**, 452.
- Houk, N. 1978, *University of Michigan Catalogue of two-dimensional spectral types for the HD stars. Volume II. Declinations -53 to -40 deg, Ann Arbor, MI (USA): Department of Astronomy, University of Michigan*, **1**, 1.
- Hroch, F. 1998, *20th Stellar Conference of the Czech and Slovak Astronomical Institutes*, **30**, .
- Irwin, J. B. 1959, *AJ*, **64**, 149.
- Kwee, K.K., van Woerden, H. 1956, *BAN*, **12**, 327.
- Mayer, P. 1990, *BAICz*, **41**, 231.
- Mas-Hesse, J. M., Giménez, A., Domingo, A., et al. & the OMC team 2004, *5th INTEGRAL Workshop on the INTEGRAL Universe*, **552**, 729.
- Ogloza, W., Niewiadomski, W., Barnacka, A., et al. 2008, *IBVS*, **5843**, 1.
- Paxton, B., Bildsten, L., Dotter, A., et al. 2011, *ApJS*, **192**, 3.
- Pojmański, G. 2002, *AcA*, **52**, 397.
- Pollacco, D. L., et al. 2006, *PASP*, **118**, 1407.
- Perryman, M. A. C., Lindegren, L., Kovalevsky, J., et al. 1997, *A&A*, **323**, L49.
- Prouza, M., Jelfnek, M., Kubánek, P., et al. 2010, *Advances in Astronomy*, **2010**, 849382.
- Prša, A., Zwitter, T. 2005, *ApJ*, **628**, 426.
- Rossiter, R.A. 1955, *Pub. Univ. Michigan Obs.*, **11**, 1.
- Söderhjelm, S. 1999, *A&A*, **341**, 121.
- Stetson, P. B. 1987, *PASP*, **99**, 191.
- Szczygieł, D. M., Socrates, A., Paczyński, B., Pojmański, G., & Pilecki, B. 2008, *AcA*, **58**, 405.
- Škoda, P. 1996, in *A.S.P. Conference Series, Vol. 101, in Astronomical Data Analysis Software and Systems V*, ed. G.H. Jacoby & J. Barnes, **187**, 1.
- Tokovinin, A. 2007, *Massive Stars in Interactive Binaries*, **367**, 615.
- Torres, C. A. O., Quast, G. R., da Silva, L., et al. 2006, *A&A*, **460**, 695.
- van den Bos, W.H. 1956, *Union Obs. Johannesburg Circ.*, **115**, 266.
- van den Bos, W.H. 1961, *Union Obs. Johannesburg Circ.*, **120**, 353.
- van Leeuwen, F. 2007, *A&A*, **474**, 653.
- Wilson, R. E., Devinney, E. J. 1971, *ApJ*, **166**, 605.
- Worley, C.E. 1978, *Pub. USNO*, **24**, 6.
- Zasche, P., Wolf, M., Hartkopf, W. I., et al. 2009, *AJ*, **138**, 664.
- Zasche, P., Wolf, M., Vraštil, J., et al. 2014, *A&A*, **572**, A71.

7. Appendix Tables

Table 8: Heliocentric minima times for the studied systems.

Star	HJD 2400000+	Error [days]	Source	Star	HJD 2400000+	Error [days]	Source
V949 Cen	48492.72269	0.00564	HIP	V1055 Sco	53909.70012	0.00085	Pi of the sky
V949 Cen	48494.62638	0.00530	HIP	V1055 Sco	53910.60608	0.00081	Pi of the sky
V949 Cen	52199.99788	0.00455	ASAS	V1055 Sco	53938.61031	0.00141	Pi of the sky
V949 Cen	52201.89344	0.00458	ASAS	V1055 Sco	53941.70325	0.00112	Pi of the sky
V949 Cen	52908.13137	0.00287	ASAS	V1055 Sco	54257.02189	0.00084	ASAS
V949 Cen	52910.02381	0.00170	ASAS	V1055 Sco	54257.20413	0.00120	ASAS
V949 Cen	53669.27729	0.00242	ASAS	V1055 Sco	54626.89174	0.00121	ASAS
V949 Cen	53671.17083	0.00712	ASAS	V1055 Sco	54627.07413	0.00150	ASAS
V949 Cen	54627.33616	0.00742	ASAS	V1055 Sco	54986.40150	0.00080	ASAS
V949 Cen	54629.22726	0.00306	ASAS	V1055 Sco	54986.58393	0.00108	ASAS
V949 Cen	56660.84562	0.00529	FRAM	V1055 Sco	56554.62091	0.00481	FRAM
V949 Cen	56677.89022	0.00629	FRAM	V1055 Sco	56557.53361	0.00261	FRAM
V949 Cen	56679.78165	0.00474	FRAM	V1055 Sco	56559.53170	0.00300	FRAM
V949 Cen	56681.67097	0.00867	FRAM	V1055 Sco	56762.83229	0.00217	FRAM
V949 Cen	56696.82051	0.00050	FRAM	V1055 Sco	56763.74187	0.00219	FRAM
V949 Cen	56736.58168	0.00297	FRAM	V1055 Sco	56781.74747	0.00271	FRAM
V949 Cen	56791.48915	0.01289	FRAM	V1055 Sco	56835.75144	0.00502	FRAM
V949 Cen	56823.68156	0.01061	FRAM	V1055 Sco	56836.66608	0.00317	FRAM
V949 Cen	56840.72217	0.00448	FRAM	V1055 Sco	53862.41972	0.00219	SuperWASP
V949 Cen	56844.50644	0.01036	FRAM	V1055 Sco	53862.59620	0.00082	SuperWASP
V358 Pup	48440.84746	0.00202	HIP	V1055 Sco	53881.33135	0.00101	SuperWASP
V358 Pup	48444.23326	0.00163	HIP	V1055 Sco	53881.50766	0.00072	SuperWASP
V358 Pup	52517.19479	0.00046	ASAS	V1055 Sco	53891.51779	0.00656	SuperWASP
V358 Pup	52520.58192	0.00071	ASAS	V1055 Sco	53909.33457	0.00315	SuperWASP
V358 Pup	53624.60224	0.00245	ASAS	V1055 Sco	53921.33692	0.06034	SuperWASP
V358 Pup	53627.99432	0.00671	ASAS	V1055 Sco	53961.34467	0.00046	SuperWASP
V358 Pup	54630.10122	0.00204	ASAS	V1055 Sco	54207.56117	0.00161	SuperWASP
V358 Pup	54633.48790	0.00248	ASAS	V1055 Sco	54208.46336	0.00023	SuperWASP
V358 Pup	50784.74575	0.00030	Clausen et al. (2001)	V1055 Sco	54211.56150	0.00068	SuperWASP
V358 Pup	50801.72630	0.00020	Clausen et al. (2001)	V1055 Sco	54212.46443	0.00041	SuperWASP
V358 Pup	50818.71420	0.00020	Clausen et al. (2001)	V1055 Sco	54212.65260	0.00105	SuperWASP
V358 Pup	50835.69555	0.00020	Clausen et al. (2001)	V1055 Sco	54216.46515	0.00054	SuperWASP
V358 Pup	50869.66590	0.00020	Clausen et al. (2001)	V1055 Sco	54216.64935	0.00240	SuperWASP
V358 Pup	51110.85360	0.00100	Clausen et al. (2001)	V1055 Sco	54230.47724	0.00387	SuperWASP
V358 Pup	51127.83470	0.00030	Clausen et al. (2001)	V1055 Sco	54231.56459	0.00383	SuperWASP
V358 Pup	51134.62900	0.00100	Clausen et al. (2001)	V1055 Sco	54236.65049	0.00081	SuperWASP
V358 Pup	51144.82295	0.00020	Clausen et al. (2001)	V1055 Sco	54237.38584	0.00056	SuperWASP
V358 Pup	51151.61695	0.00020	Clausen et al. (2001)	V1055 Sco	54237.55969	0.00436	SuperWASP
V358 Pup	51212.76235	0.00030	Clausen et al. (2001)	V1055 Sco	54238.47345	0.00231	SuperWASP
V358 Pup	51236.53670	0.00100	Clausen et al. (2001)	V1055 Sco	54239.38623	0.00183	SuperWASP
V358 Pup	56379.52621	0.00288	FRAM	V1055 Sco	54244.29166	0.00010	SuperWASP
V358 Pup	56661.48240	0.00482	FRAM	V1055 Sco	54246.29080	0.00137	SuperWASP
V358 Pup	56664.86830	0.00153	FRAM	V1055 Sco	54246.47502	0.00750	SuperWASP
V358 Pup	56688.65368	0.01859	FRAM	V1055 Sco	54247.37822	0.00218	SuperWASP
V358 Pup	56722.62160	0.00345	FRAM	V1055 Sco	54247.56558	0.00169	SuperWASP
V358 Pup	56756.59497	0.05620	FRAM	V1055 Sco	54248.29360	0.00082	SuperWASP
V1055 Sco	48048.77191	0.00165	HIP	V1055 Sco	54266.30300	0.00151	SuperWASP
V1055 Sco	48048.95356	0.00095	HIP	V1055 Sco	54268.29609	0.00450	SuperWASP
V1055 Sco	48674.66215	0.00694	HIP	V1055 Sco	54268.47414	0.00071	SuperWASP
V1055 Sco	48674.84790	0.00250	HIP	V1055 Sco	54271.20528	0.00030	SuperWASP
V1055 Sco	52050.71267	0.00081	ASAS	V1055 Sco	54271.38183	0.00242	SuperWASP
V1055 Sco	52050.89202	0.00089	ASAS	V1055 Sco	54271.56979	0.00004	SuperWASP
V1055 Sco	52501.32187	0.00199	ASAS	V1055 Sco	54272.29748	0.00202	SuperWASP
V1055 Sco	52501.49955	0.00157	ASAS	V1055 Sco	54272.47287	0.00102	SuperWASP
V1055 Sco	52795.90580	0.00071	ASAS	V1055 Sco	54273.38677	0.00393	SuperWASP
V1055 Sco	52796.08872	0.00063	ASAS	V1055 Sco	54274.29147	0.00205	SuperWASP
V1055 Sco	53090.1272	0.0025	Zasche et al. (2009)	V1055 Sco	54274.47862	0.00243	SuperWASP
V1055 Sco	53090.3076	0.0031	Zasche et al. (2009)	V1055 Sco	54288.47677	0.00439	SuperWASP
V1055 Sco	53113.04009	0.00149	ASAS	V1055 Sco	54294.29489	0.00034	SuperWASP
V1055 Sco	53113.21796	0.00163	ASAS	V1055 Sco	54537.60107	0.00159	SuperWASP
V1055 Sco	53429.09480	0.00140	OMC	V1055 Sco	54562.51977	0.00294	SuperWASP
V1055 Sco	53483.6384	0.0013	Ogloza et al. (2008)	V1055 Sco	54564.51429	0.00065	SuperWASP
V1055 Sco	53483.8200	0.0005	Ogloza et al. (2008)	V1055 Sco	54586.52250	0.00185	SuperWASP
V1055 Sco	53530.37204	0.00091	ASAS	V1055 Sco	54588.34293	0.00106	SuperWASP
V1055 Sco	53530.55329	0.00079	ASAS	V1055 Sco	54594.33636	0.00549	SuperWASP
V1055 Sco	53869.88015	0.00288	ASAS	V1055 Sco	54601.42667	0.00723	SuperWASP
V1055 Sco	53870.05697	0.00184	ASAS	V1055 Sco	54614.52627	0.00086	SuperWASP
V1055 Sco	53909.51280	0.00155	Pi of the sky				