

Ground States of the Hydrogen Molecule and Its Molecular Ion in the Presence of Magnetic Field Using the Variational Monte Carlo Method

S. B. Doma¹), M. Abu-Shady²), F. N. El-Gammal²) and A. A. Amer²)

¹) Mathematics Department, Faculty of Science, Alexandria University, Alexandria, Egypt
E-mail address: sbdoma@yahoo.com

²) Mathematics Department, Faculty of Science, Menofia University, Shebin El-Kom, Egypt

Abstract

By Using the variational Monte Carlo (VMC) method, we calculate the $1s\sigma_g$ state energies, the dissociation energies and the binding energies of the hydrogen molecule and its molecular ion in the presence of an aligned magnetic field regime between $0 a.u.$ and $10 a.u.$ The present calculations are based on using two types of compact and accurate trial wave functions, which are put forward for consideration in calculating energies in the absence of magnetic field. The obtained results are compared with the most recent accurate values. We conclude that the applications of VMC method can be extended successfully to cover the case of molecules under the effect of the magnetic field.

Key words: Variational Monte Carlo method, Molecules in magnetic field, Ground states of H_2 and H_2^+ , Binding energy, Total energy and Dissociation energy.

1. Introduction

The influence of a magnetic field on the properties of molecules is of great interest. The simplest molecules, the hydrogen molecule H_2 and its molecular ion H_2^+ , allow us to study their properties in strong magnetic fields with high accuracy. This molecule–field system has an essential importance not only in atomic and molecular physics, but also in astrophysics and semiconductor physics, solid state and plasma physics [1].

The behaviour of the H_2^+ molecular ion and the hydrogen molecule H_2 under strong magnetic field conditions has been studied by many authors. Most of them deal with the hydrogen molecular ion H_2^+ and little is known about the hydrogen molecule H_2 . Research on the behavior of molecules in strong fields is more complicated than that of atoms because of the multi-centre characteristics of the molecules. The total energies and the equilibrium internuclear separations of H_2^+ molecular ion in the states σ_g , π_u , δ_g , ϕ_u , γ_g , η_u in strong magnetic fields have been calculated using the adiabatic approximation and adiabatic variational approximation with an effective potential by Yong et al. [2]. Using the two-dimensional pseudospectral method, the ground and low-lying states of the H_2^+ molecular ion in a strong magnetic field are calculated in Ref [3]. The hydrogen molecular ion H_2^+ aligned with a magnetic field has been studied with the Lagrange-mesh method which allows obtaining highly accurate results under various field strengths and for various quantum numbers [4]. Turbiner et al. [5] studied the qualitative and quantitative consideration of the one-electron molecular systems such as H_2^+ , H_3^{2+} and H_4^{3+} in the presence of a magnetic field. Using an accurate one center method with a technique that combining the spheroidal coordinate and B-spline, Zhang et al. [6, 7] have calculated the

equilibrium distances and the hydrogen molecular ion H_2^+ in both ground and low-lying states in the presence of a magnetic field. The hydrogen molecular ion in a strong magnetic field has been studied for arbitrary orientations of the molecular axis in the non-aligned case by using the Lagrange-mesh method to obtain highly accurate results under these assumptions at various field strengths [8]. Zhang *et al.* [9] applied a simple one-center method based on B-spline basis sets in both radial and angular directions to calculate the equilibrium distances and the energies for the H_2^+ molecular ion in strong magnetic fields. Using the time-dependent density functional theory the variations in electron density and bonding have been investigated for the lowest $1\sigma_g$ state of the hydrogen molecule under strong magnetic fields [10]. Song *et al.* [11] have calculated the electronic structure and properties of the hydrogen molecule H_2 for the lowest $1\sigma_g$ and $1\sigma_u$ state in parallel magnetic fields using a full configuration-interaction (CI) method which is based on the Hylleraas-Gaussian basis set.

The aim of the present paper is to study the total energies, the dissociation energies and the binding energies of the hydrogen molecule H_2 and the hydrogen molecular ion H_2^+ in the presence of external magnetic field in framework of the Variational Monte Carlo (VMC) method, which is used widely in Refs [12-21]. Therefore, we have extended our previous work [22] to investigate the molecular systems using the VMC method.

2. The Trial Wave Functions

In this section, we introduce the trial wave functions that are used in our calculations. For the hydrogen molecular ion H_2^+ the following wave function is used:

$$\psi_1 = \sum_i C_i \lambda^{m_i} \mu^{n_i} \exp(-\omega\lambda), \quad (2.1)$$

where ω is a nonlinear parameter, C_i are variational parameters and m_i are positive or negative integers. Since the $1s\sigma_g$ ground-state has a gerade symmetry n_i should be zero or a positive even integer. This type of wave function is proposed by Ishikawa *et al.* [23] to calculate the ground state of H_2^+ at different orders and the first excited state $1s\sigma_u$ in the absence of magnetic field using the iterative complement interaction (ICI) method. They have obtained accurate results compared to the corresponding exact values. The present calculations for the hydrogen molecule are based on the accurate trial wave function which take the form [24]:

$$\psi_2 = \sum_i C_i (1 + p_{12}) \exp[-\alpha(\lambda_1 + \lambda_2)] \lambda_1^{m_i} \lambda_2^{n_i} \mu_1^{j_i} \mu_2^{k_i} \rho^{l_i}, \quad (2.2)$$

where p_{12} is an electron exchange operator and C_i and α are the variational parameters which are calculated with the variational principle. The powers m_i and n_i of the variables λ_1 and λ_2 are positive or negative integers. Since the $1s\sigma_g$ ground-state has a gerade symmetry n_i should be zero or a positive even integer. In the absence of magnetic field, ψ_2 gives a very accurate value for the ground state energy of hydrogen molecule [24].

3. Method of the Calculations

The present calculations are based on using variational Monte Carlo (VMC) method which is considered as one of the most important quantum Monte Carlo methods. It is based on a combination of two ideas namely the variational principle and the Monte Carlo evaluation of integrals using importance sampling based on the Metropolis algorithm [25].

The VMC methods are used to compute quantum expectation values of an operator with a given trial wave function, which is given in the previous section. The variational principle states that the expectation value of the Hamiltonian H with respect to the trial wave function ψ_T (ψ_1 or ψ_2) is the variational energy [26]:

$$E_{VMC} = \frac{\int \psi_T^*(\mathbf{R}) H \psi_T(\mathbf{R}) d\mathbf{R}}{\int \psi_T^*(\mathbf{R}) \psi_T(\mathbf{R}) d\mathbf{R}} \geq E_{exact}, \quad (3.1)$$

where \mathbf{R} is the $3N$ -dimensional vector of the electron coordinates and E_{exact} is the exact value of the energy of that state. Also, it is important to calculate the standard deviation of the energy [26]

$$\sigma = \sqrt{\frac{\langle E_L^2 \rangle - \langle E_L \rangle^2}{L(N-1)}} \quad (3.2)$$

For more details concerning the VMC method, see Refs. [15,16]

4. The Hamiltonian of the System

In present work, we assume that the nuclear mass is infinite so that the calculations will be one in frame of the Born–Oppenheimer approximation and the magnetic field is oriented along the z axis. The Schrödinger equation for the system can be written as follows

$$\hat{H}\psi(\mathbf{r}) = E\psi(\mathbf{r}), \quad (4.1)$$

where $\mathbf{r} = (x, y, z)$ is the coordinate of each electron with respect to the center of mass of the two nuclei. The non-relativistic Hamiltonian \hat{H} for the hydrogen molecular system in a magnetic field, of strength B , can be written as [8, 27]:

$$H = -\frac{1}{2} \sum_{i=1}^2 \nabla_i^2 - \sum_{i=1}^2 \left(\frac{Z_a}{r_{ia}} + \frac{Z_b}{r_{ib}} \right) + \frac{Z_a Z_b}{r_{12}} + \frac{Z_a Z_b}{R} + H_M \quad (4.2)$$

In the above equation $r_{ia(b)} = |\mathbf{r}_{ia(b)}|$ denotes the distance from electron ' i ' ($i = 1, 2$) to nucleus ' a ' (' b '), the charge parameters $Z_a = Z_b = 1$, r_{12} is the interelectronic distance, R is the internuclear distance and H_M represents the magnetic part. The magnetic term takes the form

$$H_M = \begin{cases} \frac{\gamma^2}{8} \rho^2 & \text{for } H_2^+ \\ \frac{\gamma^2}{2} \rho^2 + \gamma(L_z + 2S_z) & \text{for } H_2 \end{cases} \quad (4.3)$$

where $\gamma = \frac{B}{B_0}$ ($B_0 \approx 2.35 \times 10^5$ T) is the magnetic field strength, L_z is the z -component of the total angular momentum, S_z is the z -component of the total spin and $\rho^2 = \sum_{i=1}^n (x_i^2 + y_i^2)$. The index n runs over the numbers of the electrons. Then, for hydrogen molecular ion H_2^+ , $n = 1$ and the third term in (4.2) is absent, and in the case of hydrogen molecule, H_2 , $n = 2$.

Equation (4.2) is best treated in the system of prolate spheroidal coordinates (λ, μ, φ) where φ is the azimuthal angle and λ and μ are defined by

$$\lambda = \frac{r_1+r_2}{D}, \quad \mu = \frac{r_1-r_2}{D} \quad (4.4)$$

In these coordinates, the kinetic-energy operator is written as

$$-\frac{1}{2}\nabla_i^2 = -\frac{2}{D^2(\lambda_i^2-\mu_i^2)}\left\{\frac{\partial}{\partial\lambda_i}(\lambda_i^2-1)\frac{\partial}{\partial\lambda_i} + \frac{\partial}{\partial\mu_i}(1-\mu_i^2)\frac{\partial}{\partial\mu_i}\right\} \quad (4.5)$$

Figures 1 and 2 represent illustrations for the hydrogen molecular ion and the hydrogen molecule.

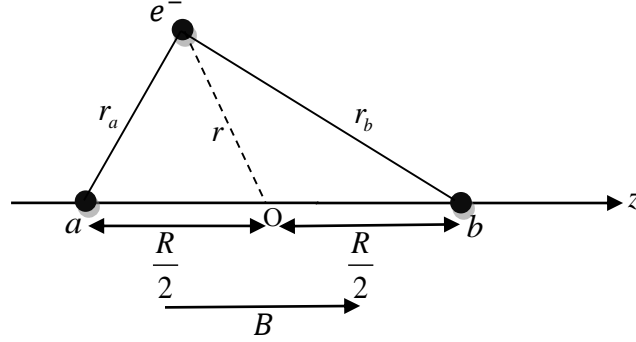


Figure-1 Geometrical illustration for the hydrogen molecular ion H_2^+ placed in a magnetic field directed along the z -axis. The protons are situated at a distance R from each other.

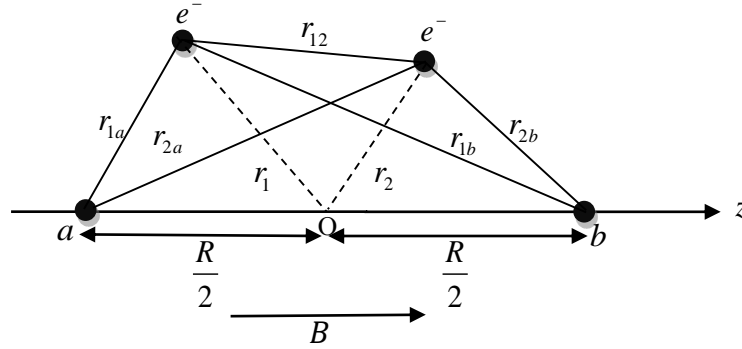


Figure-2 Geometrical illustration for the hydrogen molecule H_2 placed in a magnetic field directed along the z -axis. The protons are situated at a distance R from each other.

5- Discussion of Results

The variational Monte Carlo method has been employed to calculate the ground state of the hydrogen molecular ion H_2^+ and the hydrogen molecule H_2 in the magnetic field regime between 0 a.u. and 10 a.u. All energies are obtained in atomic units i.e. ($\hbar = e = m_e = 1$) with set of 4×10^7 Monte Carlo integration points in order to make the statistical error as low as possible. The magnetic field is taken in parallel configuration, i.e. the angle between the molecular axis and the magnetic field direction is zero, $\theta = 0^\circ$ as shown in Figures 1 and 2. In the absence of magnetic field, our results for the total energy of the hydrogen molecular ion H_2^+ in the lowest state ($1s\sigma_g$)

equals -0.6023424 at the equilibrium distance of $R = 1.9972$ a.u, where for hydrogen molecule H_2 the total energy equals -1.173427 at $R = 1.40$ a.u.

In the present paper we have calculated the total energies, the binding energies and the dissociation energies of the ($1s\sigma_g$) state as functions of the magnetic field over various field-strength regimes from (0 - 10 a.u.). The total energy E_T of the hydrogen molecular ion H_2^+ and the hydrogen molecule H_2 are defined as the total electronic energy plus the repulsive energy between the nuclei: $E_T = E_{ele} + \frac{Z_a Z_b}{R}$. The least energy is required to produce a free electron and two nuclei, all infinitely far from each other in the presence of the field has been defined as the binding energy for the hydrogen molecular ion H_2^+ , $E_b = \frac{\gamma}{2} - E_T$ by Larsen in [28]. For the hydrogen molecular ion H_2^+ , the dissociation energy is defined as the least energy required to dissociate the molecule into one nucleus and one hydrogen atom in a magnetic field, $E_d = E_H - E_T$ where E_H is the total energy of the hydrogen atom in a magnetic field, i.e. the product of the process $H_2^+ \rightarrow H + p^+$ [28].

In the case of the hydrogen molecule H_2 the product is $H_2 \rightarrow H(1s) + H(1s)$, which means that the energy in the dissociation limit corresponds to the energy of two hydrogen atoms in the lowest electronic state with positive z parity, i.e. the quantity $E_d = E_T - \lim_{R \rightarrow \infty} E_T$. The binding energy is equal to the ionization energy and is always greater than the dissociation energy. The presence of free electron in the orbitals of molecules causes an induced magnetic field, to be produced and also due to the spin motion of this free electron. We observe this in the hydrogen molecular ion H_2^+ where, one electron presented in the $1s$ orbital will cause a weak induced magnetic field by the spin motion of this electron either clockwise or counterclockwise. Also, we show that there is no induced magnetic field in the hydrogen molecule H_2 as two electrons are paired in $1s$ orbital. The strength of the magnetic field is directly proportional to the odd number of free electrons presented in the orbitals.

The present calculations in the presence of a magnetic field are based on using the trial wave functions ψ_1 and ψ_2 are given by Eq. (2.1) and Eq. (2.2), respectively. For hydrogen molecular ion, the total energies are obtained by solving the Schrödinger equation given by Eq. (4.1) using ψ_1 . Table-1 represents the obtained results for H_2^+ . In our calculations the values of E_H are taken from Ref [3]. In a similar way, the total energies and the dissociation energies are presented in Table-2 as functions of the magnetic field over various field-strength regimes for the ground $1s\sigma_g$ state of the hydrogen molecule H_2 . From Tables-1 and -2, we observe that the binding energy, the dissociation energy and the total energy increase under an increase in the magnetic field strength. This is due to the fact that an increase in the field strength leads to increase in the movement of the electron and the electronic spatial distribution will be strongly confined in a smaller space. The probability of finding the electron in the region confined by the two nuclei becomes larger under increase of the field strength. So, the changes in the electronic properties of the ground state should be attributed to the increased electron density in the region between the nuclei centered at $z = 0$.

An interesting and general phenomenon for molecules is the decrease of the internuclear bond-length as the field strength increases. The decrease in the equilibrium internuclear distance originates from the simultaneous decrease of the electron clouds perpendicular and parallel to the magnetic field. This means that this state is the most tightly bound state for all magnetic field strengths because the electrons in this state are much closer to the nuclei than in the case of a free state. This increases the binding due to the attractive nuclear potential energy. Because the dissociation energy may be used to measure the stability of a molecular system in a magnetic

field, it is useful to explore the behavior of this quantity under increasing field strength. There is an increase in the binding energy of molecular systems as the magnetic field strength gets larger. An increase in the binding energy comes from the result of strong localization of the electrons around the nuclei. The electron-electron Coulomb repulsion is taken into account.

It is interesting to compare our work with the previous works using different wave functions and different methods such as [3, 4, 7, 30, 31] for the ground state $1s\sigma_g$ of the H_2^+ molecular ion and [11, 35, 36] for the ground state $1s\sigma_g$ of the hydrogen molecule H_2 . It is clear that our results are in good agreement with the pervious data.

Figures-3 and -4 show the variation of the ground state energy of the H_2^+ molecular ion and the hydrogen molecule H_2 in the presence of a magnetic field from $\gamma = 0.0$ to $\gamma = 10.0$, respectively, versus the internuclear distance R . These show that when the magnetic field strength increases the ground state energy increases as seen from the change in the values of the ground state energy from $\gamma = 0.0$ to $\gamma = 10.0$. We can observe that at $\gamma = 10.0$ in the both cases the value of the total energy is the highest energy. At $\gamma = 0.0$ the total energy of the hydrogen molecular ion H_2^+ is larger than the hydrogen molecule because of the induced magnetic field.

Table (1): Total energy E_T , binding energy E_b and dissociation energy E_d of the ground state $1s\sigma_g$

γ	R_{eq}	References	E_T	E_b	E_d
0.0	1.9971934	This work [4]	-0.602501700(4) -0.6026346191066	0.602501700 -	0.102501700 -
	1.997193	This work [3]	-0.602501700(4) -0.602634619	0.602501700 0.602634619	0.102501700 0.102634619
	1.9971	This work [30]	-0.602390800(2) -0.602625	0.602390800 0.602625	0.102390800 -
0.002	1.99719	This work [31]	-0.602508600(1) -0.60263398	0.603508600 0.60363398	0.102509600 0.10263498
0.008	1.997162	This work [3]	-0.602477700(2) -0.602624361	0.606477700 0.606624361	0.102493699 0.102640360
	1.99716	This work [31]	-0.602610500(1) -0.60262436	0.606610500 0.60662436	0.102626499 0.10264036
0.02	1.996991	This work [3]	-0.602479700(2) -0.602570515	0.612479700 0.612570515	0.102579656 0.102670471
0.1	1.992212	This work [3]	-0.600764400(0) -0.601038207	0.6507644 0.651038207	0.10323792 0.103511727
	1.9922107	This work [4]	-0.600734200(0) -0.6010382074075	0.6507342 -	0.10320772 -
	1.99221	This work [31]	-0.600685200(0) -0.60103820	0.6506852 0.65103820	0.10315872 0.10351172
0.425434	1.924	This work [29]	-0.575015700(2) -0.575359	0.7877327 0.788125	0.114587838 -
	1.9234	This work [3]	-0.574840800(1) -0.575370830	0.787565 0.788087830	0.114412938 0.114942968
	1.9	This work [32]	-0.574771100(3) -0.575075	0.7874881 0.763412	0.114343238 0.114685

of the H_2^+ molecular ion in a parallel magnetic field from $\gamma = 0.0$ to $\gamma = 10.0$. Note that the present definition for E_T is equivalent to the definition of E_e in Wille's work [29]. In parentheses, we show the statistical error in the last figure.

Table-1 Continued

γ	R_{eq}	References	E_T	E_b	E_d
1.0	2.0	This work	-0.470237300(5)	0.9702373	0.139068403
		[4]	-0.47054001262014	-	-
		[7]	-0.4705400126203	-	-
	1.752084	This work	-0.468984500(5)	0.9689845	0.137815603
	[7]	-0.474988245275	-	-	
[4]	-0.474988245275	-	-		
1.7520838	This work	-0.468984500(5)	0.9689845	0.137815603	
[4]	-0.474988245275	-	-		
1.7521	This work	-0.468523800(8)	0.9685238	0.1373549033	
[3]	-0.474988245	0.974988245	0.143819348		
1.752	This work	-0.468317700(7)	0.9683177	0.137148803	
[28]	-0.4749	0.9749	-		
2.12717	1.5025	This work	-0.17393060(3)	1.2375156	0.1952071163
	[3]	-0.174910873	1.238495873	0.153634357	
1.448	This work	-0.1520147(1)	1.2155997	0.1732912163	
[33]	-0.15225	1.215835	0.2570		
3.0	1.376	This work	0.10122530(7)	1.3987747	0.2342417107
	[30]	0.10485	1.39515	-	
1.3754	This work	0.10123410(7)	1.3987659	0.2342329107	
[3]	0.104455347	1.39554465	0.231011664		
4.25434	1.2465	This work	0.5304074(1)	1.5967626	0.2892954573
	[3]	0.544794264	1.582375737	0.274908594	
	1.2464	This work	0.5305169(1)	1.5966531	0.2891859573
[30]	0.544895	1.5823	-		
1.246	This work	0.530954(1)	1.596216	0.2887488573	
[29]	0.545154	1.582016	-		
10.0	0.957	This work	2.8221030(5)	2.177897	0.430107
	[3]	2.825014	2.174986	0.427196	
0.950	This work	2.827940(4)	2.17206	0.42427	
[34]	2.8327	2.1673	0.41955		
[29]	2.8250	2.1750	-		

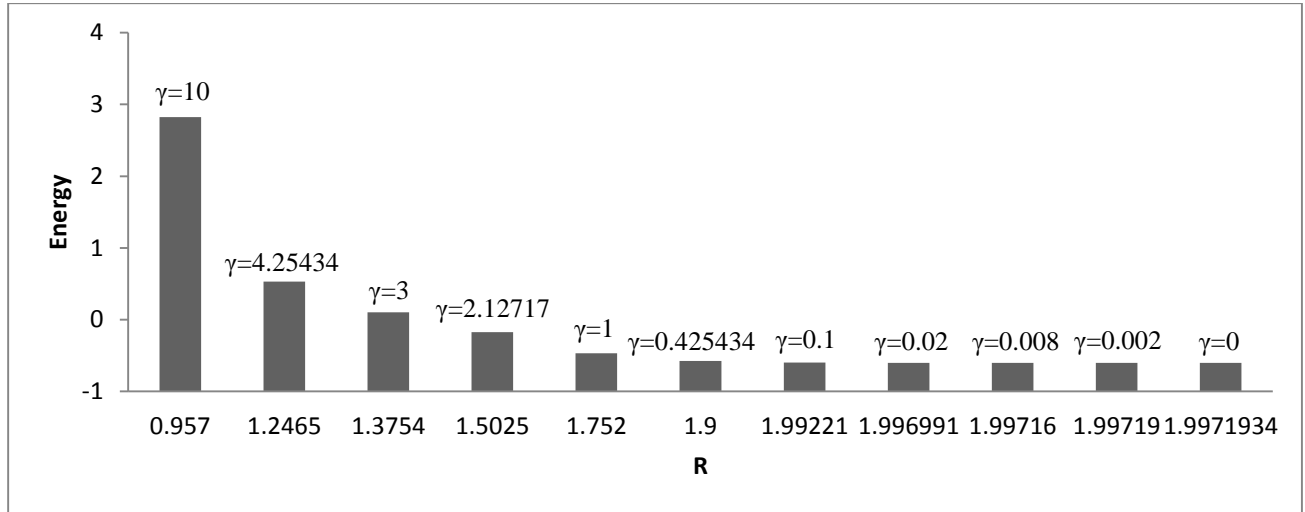


Fig. 3: Ground-state energy of the hydrogen molecular ion H_2^+ in the presence of a magnetic field from $\gamma = 0.0$ to $\gamma = 10.0$ versus the internuclear distance R .

Table-2: Total energy E_T , and dissociation energy E_d of the ground state $1s\sigma_g$ of the hydrogen molecule H_2 in a parallel magnetic field from $\gamma = 0.0$ to $\gamma = 10.0$. In parentheses, we show the statistical error in the last figure.

γ	R_{eq}	References	E_T	E_d
0.0	1.40	This work	-1.173427(1)	0.173429
		[35]	-1.173436	0.173438
		[11]	-1.1744477	0.1744478
0.001	1.40	This work [35]	-1.17342(1) -1.173436	0.173422 0.173438
0.005	1.40	This work [35]	-1.173285(1) -1.173424	0.173301 0.173440
0.01	1.40	This work [35] [11]	-1.172867(1) -1.173396 -1.1744096	0.1729171 0.173450 0.1744597
0.05	1.40	This work	-1.171858(1)	0.1731047
		[35]	-1.172407	0.173658
		[11]	-1.173497	0.1747437
0.1	1.40	This work [11]	-1.170512(7) -1.1706617	0.1754591 0.1756088
	1.39	This work [35]	-1.166586(5) -1.169652	0.171542 0.174608
0.2	1.39	This work [35] [11]	-1.135232(1) -1.158766 -1.159579	0.154469 0.178001 0.178816
	0.4254414	1.349	This work [35]	-1.110247(2) -1.110362
1.337		This work [36]	-1.079712(1) -1.0822	-
0.5	1.33	This work [35] [11]	-1.078379(2) -1.089082 -1.089750	0.183958 0.194663 0.195329
1.0	1.23	This work [11]	-0.8866(7) -0.891184	0.224262 0.228846
2.0	1.09	This work [35] [11]	-0.3334(2) -0.335574 -0.336236	0.288972 0.291170 0.291808
2.127207	1.07	This work [35]	-0.2501(1) -0.255591	-
4.254414	0.898	This work [35]	1.2322(5) 1.233808	-
	0.859	This work [36]	1.3266(4) 1.3326	-
5.0	0.86	This work	1.8077(5)	0.4459257
		[35]	1.801212	0.438015
		[11]	1.8004883	0.438714
10.0	0.70	This work	5.8826(3)	0.6105216
		[35]	5.889023	0.615473
		[11]	5.8882422	0.6161638

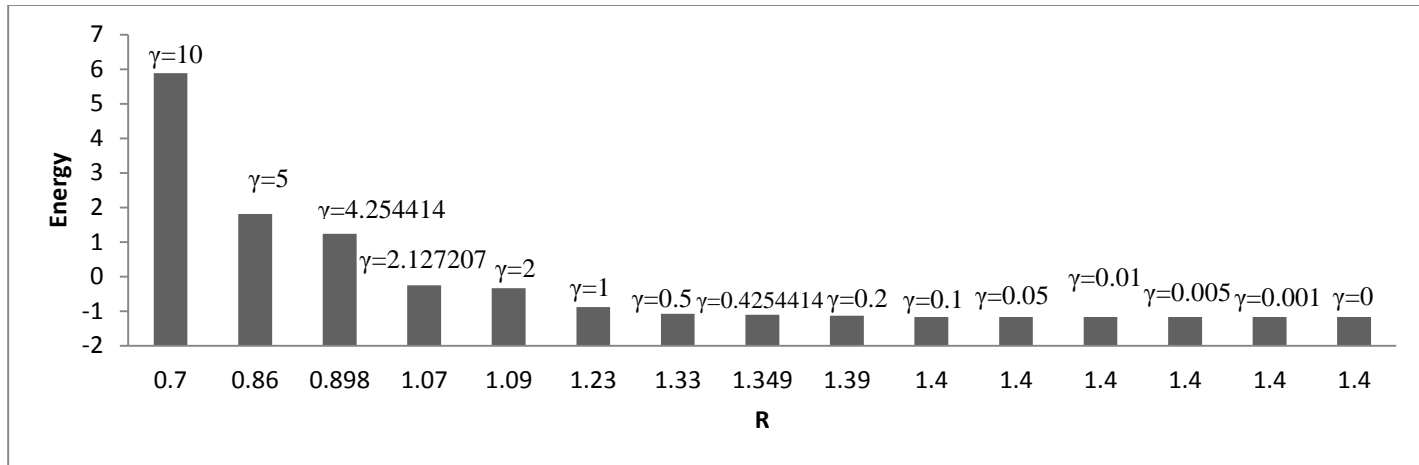


Fig. 4 Ground-state energy of the hydrogen molecule H_2 in the presence of a magnetic field from $\gamma = 0.0$ to $\gamma = 10.0$ versus the internuclear distance R .

6. Conclusions

In the present work, we have studied the hydrogen molecular ion H_2^+ and the hydrogen molecule H_2 in the presence of a magnetic field by using the well-known Variational Monte Carlo method. In present study, the molecular axis is usually aligned along the field axis. Accordingly, we have calculated the total energies and the dissociation energies with respect to the magnetic field for both of the hydrogen molecular ion H_2^+ and the hydrogen molecule H_2 and the binding energies for the hydrogen molecular ion H_2^+ only by using two accurate trial wave functions of the $(1s\sigma_g)$ state over various field-strength regimes. While increasing the field strength, the equilibrium distance R_{eq} decreases and the total energy, the dissociation energy and binding energy E_b increase monotonously. In both cases our results exhibit a good accuracy under various field strengths comparing with previous values obtained by using different methods and different forms of trial wave functions. This is due to the fact that we have used two trial wave functions each of them takes into consideration the electron-electron correlation. Finally, we conclude that the applications of VMC method can be extended successfully to cover the case of molecules under the effect of the magnetic field.

References

- [1] D. Lai, Rev. Mod. Phys. **73**, 629 (2001).
- [2] J. Z. Yong, and L. Y. Cheng, Chin. Phys. Soc. **11**, 1963 (2002).
- [3] X. Guan, B. Li, and K T Taylor, J. Phys. B **36**, 3569 (2003).
- [4] M. Vincke, and D. Baye, J. Phys. B **39**, 2605 (2006).
- [5] A. V. Turbiner, and J. C. L'opez-Vieyra, Phys. Rep. **424**, 309, (2006).
- [6] Y. X. Zhang, S. Kang, and T. Y. Shi, Chin. Phys. Lett. **25**, 3946 (2008).
- [7] Y.X. Zhang, Q. Liu, and T.Y. Shi, Chin. Phys. Lett. **30**, 043101 (2013).
- [8] D. Baye, A. J. Beerst, and J. M. Sparenberg, J. Phys. B **42**, 225102 (2009).
- [9] Y. Zhang, Q. Liu, and T. Shi, J. Phys. B **45**, 085101 (2012).
- [10] M. Sadhukhan and B. M. Deb, J. Mol. Struct.: THEOCHEM, **943**, 65 (2010).

- [11] X. Song, H. Qiao, and X. Wang, *Phys. Rev., A* **86**, 022502 (2012).
- [12] S. B. Doma and F. N. El-Gammal, *J. Sys. Cyber. Inf.* **7**, 78 (2009).
- [13] S. B. Doma and F. N. El-Gammal, *Appl. Math. Inf. Sci.* **5**, 315S (2011).
- [14] F. N. El-Gammal, *Alex. J. Math.* **2**, 1 (2011).
- [15] S. B. Doma and F. N. El-Gammal, *Acta. Phys. Pol. A* **122**, 42 (2012).
- [16] S. B. Doma and F. N. El-Gammal, *J. Theor. Phys.* **6**, 28 (2012).
- [17] S. A. Alexander and R. L. Coldwell, *Journal of Quantum Chemistry* **100**, 851 (2004).
- [18] S. A. Alexander and R. L. Coldwell, *Chemical Physics Letters* **413**, 253 (2005).
- [19] S. A. Alexander and R. L. Coldwell, *Journal of Quantum Chemistry*, **106**, 1820 (2006).
- [20] S. A. Alexander and R. L. Coldwell, *J. Chem. Phys.* **129**, 114306 (2008).
- [21] S. A. Alexander and R. L. Coldwell, *Journal of Quantum Chemistry*, **109**, 385 (2009).
- [22] S. B. Doma, M. O. Shaker, A. M. Farag and F. N. El-Gammal, *Acta. Phys. Pol. A* **126** 700 (2014).
- [23] A. Ishikawa, H. Nakashima, and H. Nakatsuji, *J. Chem. Phys.* **128**, 124103 (2008).
- [24] Y. Kurokawa, H. Nakashima, and H. Nakatsuji, *Phys. Rev. A* **72** 062502 (2005).
- [25] N. Metropolis, A. W. Rosenbluth, N. M. Rosenbluth, and A. M. Teller, E. Teller, *J. Chem. Phys.* **21**, 1087 (1953).
- [26] S. Pottorf, A. Puzer, M. Y. Chou, and J. E. Husbun, *Eur. J. Phys.* **20**, 205 (1999).
- [27] G. Ortiz, M. D. Jones, and D. M. Ceperley, *Phys. Rev. A* **52**, 3405 (1995).
- [28] D. M. Larsen, *Phys. Rev. A* **25**, 1295 (1982).
- [29] U. Wille, *Phys. Rev. A* **38**, 3210 (1988).
- [30] J. C. Lopez, P. Hess, and A. Turbiner, *Phys. Rev. A* **56**, 4496 (1997).
- [31] Y. P. Kravchenko, and M. A. Liberman, *Phys. Rev. A* **55**, 2701 (1997).
- [32] M. S. Kaschiev, S. I. Vinitzky, and F. R. Vukajlovic, *Phys. Rev. A* **22**, 557, (1980).
- [33] J. M. Peek, and J. Katriel, *Phys. Rev. A* **21**, 413 (1980).
- [34] M. Vincke, and D. Baye, *J. Phys. B: At. Mol. Phys.* **18**, 167 (1985).
- [35] T. Detmer, P. Schmelcher, F. K. Ddiakonov, and L. S. Cederbaum, *Phys. Rev. A* **56**, 1825, (1997).
- [36] A. V. Turbiner, *Pis'ma Zh. Eksp. Teor. Fiz.* **38**, 510 (1983).