

Sculpting quasi one-dimensional Bose-Einstein condensate to generate calibrated matter-waves

Javed Akram^{1,2,*} and Axel Pelster^{3,†}

¹*Institute für Theoretische Physik, Freie Universität Berlin, Arnimallee 14, 14195 Berlin, Germany*

²*Department of Physics, COMSATS, Institute of Information Technology Islamabad, Pakistan*

³*Fachbereich Physik und Forschungszentrum OPTIMAS, Technische Universität Kaiserslautern, Germany*

(Dated: May 24, 2022)

We explore sculpting the dynamics of a quasi one-dimensional harmonically trapped Bose-Einstein condensate (BEC) due to an additional red- and blue-detuned Hermite-Gaussian dimple trap (HGdT). With this we drive a BEC in a highly non-equilibrium state, which is not possible in a traditional harmonically confined trap. Our system is modeled by a time-dependent Gross-Pitaevskii equation, which is numerically solved by the Crank-Nicolson method in both imaginary and real time. For equilibrium, we obtain a condensate with two bumps/dips which are induced by the chosen TEM₀₁ mode for the red/blue-detuned HGdT, respectively. Afterwards, in time-of-flight dynamics, we examine the adherence/decay of the two bumps/dips in the condensate, which are induced by the still present red/blue-detuned HGdT, respectively. On the other hand, once the red/blue HGdT potential is switched off, shock-waves or bi-trains of gray/dark pair-solitons are created. During this process it is found that the generation of gray/dark pair-solitons bi-trains are generic phenomena of collisions of moderately/fully fragmented BEC. Additionally, it turns out that the special shape of generated solitons in the harmonically trapped BEC firmly depends upon the geometry of the HGdT.

PACS numbers: 03.75.Lm, 67.85.Hj, 67.85.Jk, 05.45.Yv, 67.85.De, 03.75.-b, 37.10.De

I. INTRODUCTION

The development of laser cooling has accelerated a tremendous interest in the confinement and manipulation of cold atoms. In particular, using optical dipole traps generated by red/blue-detuned resonance laser light has become a versatile tool for the manipulation of atoms. Recently, optical dipole traps created by a red-detuned laser beam have become common, experimentally [1–12] as well as theoretically [13–19], they are known as a “tweezer” or “dimple-trap” provided that the trap is quite sharp. Red-detuned dimple traps have become important tools for BEC production [1, 4, 11], transport of a BEC over long distances [5], and formation of shock-waves in harmonic plus a dimple trap [19]. Blue-detuned optical dipole traps, instead, are mostly used as a repulsive obstacle for atoms [19–23]. The HG laser beams are higher order solutions of the paraxial wave equation with rectangular symmetry about their axes of propagation [24, 25]. Due to their enormous application areas, there have been several attempts to develop such higher order beam modes [26–28]. For example, the resonator of a laser is manipulated such that the beam is emitted in a desired beam mode structure [29], or transforms a general Gaussian laser-beam with interferometric methods into the desired modes [30–32]. These interferometric methods are typically based on the addition or subtraction of different scalar laser beam modes [33]. To switch between different modes, a more flexible way is to use a spatial light modulator to generate the desired higher order laser modes [34, 35]. It is already known that HG laser modes possess interesting properties, however, to

the best of our knowledge, so far only two experimental papers have been published about the confinement of atoms in higher order optical dipole traps [36, 37].

In this paper, we consider a quasi one-dimensional (1D) Bose-Einstein condensate confined by both a harmonic trap and a Hermite-Gaussian dimple trap (HGdT). The red/blue-detuned HGdT can be generated by using the Hermite-Gaussian (HG) laser beam. The mean-field description of the one-dimensional macroscopic BEC wave function is based upon the Gross-Pitaevskii equation [38–40]. A truly 1D mean-field regime, also known as Tonks-Girardeau regime, requires transverse dimensions of the trap on the order of or less than the atomic s-wave scattering length [41–43]. In contrast, the quasi one-dimensional regime of the Gross-Pitaevskii equation holds when the transverse dimension of the trap is larger than or of the order of the s-wave scattering length and much smaller than the longitudinal extension [44–48]. Here we focus our attention to a quasi one-dimensional Gross-Pitaevskii equation (1DGPE). This regime is quite interesting, as it is well-known to feature bright solitons for attractive s-wave scattering lengths [49–52], gray/dark solitons for repulsive s-wave scattering lengths [53–57] or the formation of shock waves in a BEC [58, 59].

With this, we organize our paper as follows. We derive the underlying quasi one-dimensional Gross-Pitaevskii equation (1DGPE) in Sec. II, where, we also outline the system geometry and relate our simulation parameters to tunable experimental parameters. Afterwards in Sec. III, for the equilibrium properties of the system, we compare a Thomas-Fermi approximate solution with numerical re-

sults and show that the HGdT imprint upon the condensate wave function strongly depends upon whether the HGdT is red or blue-detuned. Later, the time-of-flight (TOF) dynamics of the red/blue-detuned HGdT imprint upon the condensate wave function is discussed in detail in Sec. IV. We obtain that for red-detuning the HGdT imprint does not decay, but for the blue-detuning HGdT imprint decreases during TOF. In Sec. V, we discuss the formation of shock-waves/gray(dark) pair-soliton bi-trains in the harmonic trap, after having switched off the red/blue-detuned HGdT potential. There, we also find out that the generation of gray/dark pair-solitons bi-trains represents a generic phenomenon of collisions of moderately/fully fragmented BEC, respectively, where the latter is strongly depending upon the equilibrium values of the red/blue-detuned HGdT depth, respectively. Finally, Sec. VI provides a summary and conclusions.

II. MODIFIED QUASI 1D MODEL

We consider a one-component BEC with time-dependent two-particle interactions described by the three-dimensional GPE

$$i\hbar \frac{\partial}{\partial t} \psi(\mathbf{r}, t) = \left\{ -\frac{\hbar^2}{2m_B} \nabla^2 + V(\mathbf{r}) + U_{\text{dT}}^{\text{3D}} \right. \quad (1) \\ \left. + G_B^{\text{3D}} \|\psi(\mathbf{r}, t)\|^2 \right\} \psi(\mathbf{r}, t),$$

where $\psi(\mathbf{r}, t)$ denotes the macroscopic condensate wave function for the ^{87}Rb BEC with the spatial coordinates $\mathbf{r} = (x, y, z)$. Here m_B stands for the mass of the ^{87}Rb atom, $G_B^{\text{3D}} = N_B 4\pi\hbar^2 a_B / m_B$ represents the three-dimensional ^{87}Rb coupling constant, where $N_B = 20 \times 10^4$ denotes the number of ^{87}Rb atoms, and the s-wave scattering length is $a_B = 94.7 a_0$ with the Bohr radius a_0 . Furthermore, $V(\mathbf{r}) = m_B \omega_z^2 z^2 / 2 + m_B \omega_r^2 (x^2 + y^2) / 2$ describes a three-dimensional harmonic confinement, which has rotational symmetry with respect to the z -axis. The oscillator lengths for experimental parameters are $l_z = \sqrt{\hbar / m_B \omega_z} = 4.12 \mu\text{m}$ and $l_r = \sqrt{\hbar / m_B \omega_r} = 0.84 \mu\text{m}$ for the trap frequencies $\omega_z = 2\pi \times 6.8 \text{Hz}$ and $\omega_r = 2\pi \times 160 \text{Hz}$, respectively.

An additional three-dimensional narrow Hermite-Gaussian laser beam polarizes the neutral atoms which yields the HGdT potential $U_{\text{dT}}^{\text{3D}} = U_0 I_{nm}(\mathbf{r})$. Within the rotating-wave approximation its amplitude is $U_0 = 3\pi c^2 \Gamma / (2\omega_A^3 \Delta)$ [24, 25, 60, 61], where $\Gamma = |\langle e | \mathbf{d} | g \rangle|^2 \omega_A^3 / (3\pi \epsilon_0 \hbar c^3)$ denotes the damping rate due to energy loss via radiation, which is detected by the dipole matrix element between ground and excited state. Furthermore, $\Delta = \omega - \omega_A$ represents the detuning of the laser, here ω is the laser frequency and ω_A stands for the atomic frequency. And $I_{nm}(\mathbf{r})$ describes the intensity profile of the TEM_{nm} Hermite-Gaussian laser beam, which is assumed to propagate in y -direction and is de-

termined via

$$I_{nm}(\mathbf{r}) = \frac{2P}{2^{n+m} n! m! \pi} H_n \left(\frac{\sqrt{2}x}{W_x(y)} \right)^2 H_m \left(\frac{\sqrt{2}z}{W_z(y)} \right)^2 \quad (2) \\ \times \frac{e^{-\left[\frac{2x^2}{W_x^2(y)} + \frac{2z^2}{W_z^2(y)} \right]}}{W_x(y) W_z(y)},$$

with $P = \int \int I_{nm}(\mathbf{r}) dx dz$ being the normalization constant. Furthermore $W_{x/z}^2(y) = W_{0x/z}^2 \left(1 + y^2 / y_{R_{x/z}}^2 \right)$ denotes the Gaussian beam radius in the x - and z -direction, where the intensity decreases to $1/e^2$ of its peak value, $y_{R_{x/z}} = \pi W_{0x/z}^2 / \lambda$ represents the so-called Rayleigh-lengths, which are defined as the distance from the focus $W_{0x/z}$ position where the beam radius increases by a factor of $\sqrt{2}$ [24]. Here $H_n(q)$ and $H_m(q)$ are Hermite polynomials of order n and m in x - and z -directions, respectively. In the following we restrict ourselves to a HGdT potential for a BEC, which is based on a Hermite-Gaussian TEM_{01} laser beam mode and thus carries a dark spot in the center of the profile:

$$I_{01}(\mathbf{r}) = \frac{8Pz^2}{\pi W_x(y) W_z^3(y)} e^{-\left[\frac{2x^2}{W_x^2(y)} + \frac{2z^2}{W_z^2(y)} \right]}. \quad (3)$$

For the TEM_{01} laser beam, we use the width along the x -axis $W_{0x} = 1.1 \mu\text{m}$ and along the z -axis $W_{0z} = 3.2 \mu\text{m}$. Therefore, the Rayleigh lengths for the red-detuned laser light with $\lambda = 840 \text{nm}$ [12] yield $y_{Rx} = 4.526 \mu\text{m}$ and $y_{Rz} = 38.29 \mu\text{m}$ as well as for the blue detuned laser light with $\lambda = 772 \text{nm}$ [62] we get $y_{Rx} = 4.92 \mu\text{m}$ and $y_{Rz} = 41.6 \mu\text{m}$. With keeping in mind the fact $y_{Rx/z} \gg l_r$, we can approximate the widths of the HG laser beam in x - and z -direction according to $W_{x/z}(y) \approx W_{0x/z}$. This simplifies the HGdT potential to

$$U_{\text{dT}}^{\text{3D}}(\mathbf{r}) = \frac{8U_0 P z^2}{\pi W_{0x} W_{0z}^3} e^{-\left(\frac{2x^2}{W_{0x}^2} + \frac{2z^2}{W_{0z}^2} \right)}. \quad (4)$$

As we have an effective one-dimensional setting due to $\omega_z \ll \omega_r$, which implies $l_z > l_r$, and $y_{Rx/z} \gg l_r$, we factorize the BEC wave-function via $\psi(\mathbf{r}, t) = \psi(z, t) \phi(r_\perp, t)$ with $\mathbf{r}_\perp = (x, y)$ and

$$\phi(\mathbf{r}_\perp, t) = \frac{e^{-\frac{x^2 + y^2}{2l_r^2}}}{\sqrt{\pi} l_r} e^{-i\omega_r t}. \quad (5)$$

We follow Ref. [63] and integrate out the two transversal dimensions of the three-dimensional GPE. After some algebra, the resulting quasi one-dimensional GPE reads

$$i\hbar \frac{\partial}{\partial t} \psi(z, t) = \left\{ -\frac{\hbar^2}{2m_B} \frac{\partial^2}{\partial z^2} + V(z) + U z^2 e^{-\frac{2z^2}{W_{0z}^2}} \right. \quad (6) \\ \left. + G_B \|\psi(z, t)\|^2 \right\} \psi(z, t),$$

where $V(z) = m_B \omega_z^2 z^2 / 2$ represents an effective one-dimensional harmonic potential from the MOT, and the

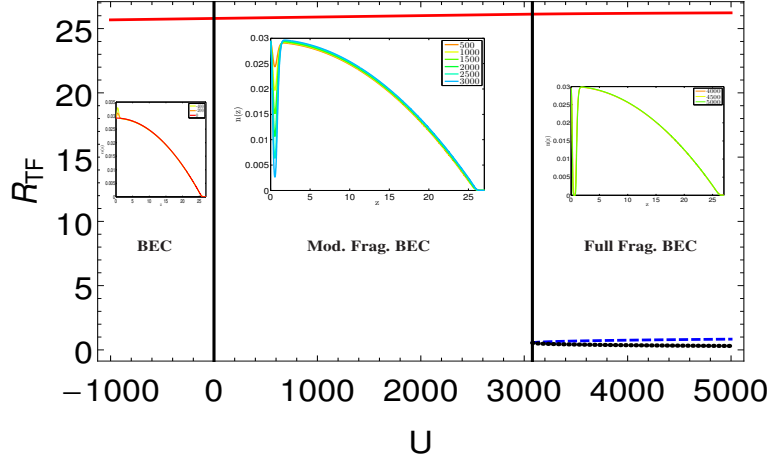


FIG. 1: (Color online) Outer Thomas-Fermi radius R_{TF1} (red solid), central Thomas-Fermi radius R_{TF2} (blue dashed) and inner Thomas-Fermi radius R_{TF3} (dotted black) as a function of HGdT depth U for the coupling constant value $G_B = 11435.9$. Below the critical value HGdT depth $U < U_c$, the BEC is moderately (Mod.) fragmented (Frag.), with one exceptional case at $U=0$, where the BEC is completely confined in one-dimensional harmonic trap. The BEC fully fragments into three parts above the critical value $U_c \approx 3079$, as can be seen in the specific regional inset density plots.

one-dimensional two-particle interaction strength turns out to be

$$G_B = 2N_B a_B \hbar \omega_r. \quad (7)$$

Furthermore, the one-dimensional HGdT depth results in

$$U = \frac{8U_0 P}{\pi W_{0z}^3 \sqrt{W_{0x}^2 + 2l_r^2}}, \quad (8)$$

In order to make the 1DGPE in (6) dimensionless, we introduce the dimensionless time as $\tilde{t} = \omega_z t$, the dimensionless coordinate $\tilde{z} = z/l_z$, and the dimensionless wave function $\tilde{\psi} = \psi/\sqrt{l_z}$. With this Eq. (6) can be written in dimensionless form

$$i \frac{\partial}{\partial \tilde{t}} \tilde{\psi}(\tilde{z}, \tilde{t}) = \left\{ -\frac{1}{2} \frac{\partial^2}{\partial \tilde{z}^2} + \frac{1}{2} \tilde{z}^2 + \tilde{U} \tilde{z}^2 e^{-\frac{\tilde{z}^2}{\tilde{\alpha}^2}} + \tilde{G}_B \|\tilde{\psi}(\tilde{z}, \tilde{t})\|^2 \right\} \tilde{\psi}(\tilde{z}, \tilde{t}), \quad (9)$$

here $\tilde{G}_B = 2N_B \omega_r a_B / \omega_z l_z$, and $\tilde{U} = 8U_0 P l_z / (\pi \omega_z W_{0z}^3 \sqrt{W_{0x}^2 + 2l_r^2})$ are the dimensionless two-particle coupling strength and the dimensionless HGdT depth, respectively. The above mentioned experimental values yield the dimensionless Rb-Rb coupling constant $\tilde{G}_B = 11435.9$ and $\tilde{\alpha} = W_{0z} / (\sqrt{2} l_z) = 0.548$ represents the ratio of the width of the HGdT potential and the harmonic oscillator length along the z -axis. Furthermore, the typical depth of dipole potential traps ranges from micro-kelvin to nano-kelvin [64, 65], which yields \tilde{U} to be of the order of up to few thousands. From here on, we will drop all tildes for simplicity.

III. STATIONARY CONDENSATE WAVE FUNCTION

In order to determine the equilibrium properties of the red/blue-detuned HGdT potential imprint on the condensate wave function, we solve the quasi 1DGPE (9) numerically by using the split-operator method in imaginary time [66, 67]. The HGdT imprint induces two bumps/dips at the center of the BEC density for red/blue-detuned HGdT as shown in the insets of Fig. 1. For stronger red-detuned HGdT depth values the two bumps increase further, but for stronger blue-detuned HGdT depth the two dips in the BEC density get deeper and deeper until the BEC fragments into three parts as shown in the inset of Fig. 1. To investigate this scenario in more detail, we argue that, due to $G_B \gg 1$, the TF approximation is valid, as the inequality $E_{\text{int,pot}}/E_{\text{kin}} \gg 1$ holds within the whole region of interest for the HGdT depth U [19].

Therefore we perform for the condensate wave function the ansatz $\psi(z, t) = \psi(z) e^{-i\mu t}$, insert it into the modified quasi 1DGPE (9), and neglect the kinetic energy term, yielding the density profile

$$\psi(z) = \sqrt{\frac{\mu}{G_B} \left(1 - \frac{z^2}{2\mu} - \frac{U z^2}{\mu} e^{-\frac{z^2}{\alpha^2}} \right)} \times \Theta \left(1 - \frac{z^2}{2\mu} - \frac{U z^2}{\mu} e^{-\frac{z^2}{\alpha^2}} \right). \quad (10)$$

In view of the normalization $2 \int_0^\infty \|\psi(z)\|^2 dz = 1$, which fixes the chemical potential μ , we determine the Thomas-Fermi radii R_{TF} from the condition that the condensate wave function vanishes:

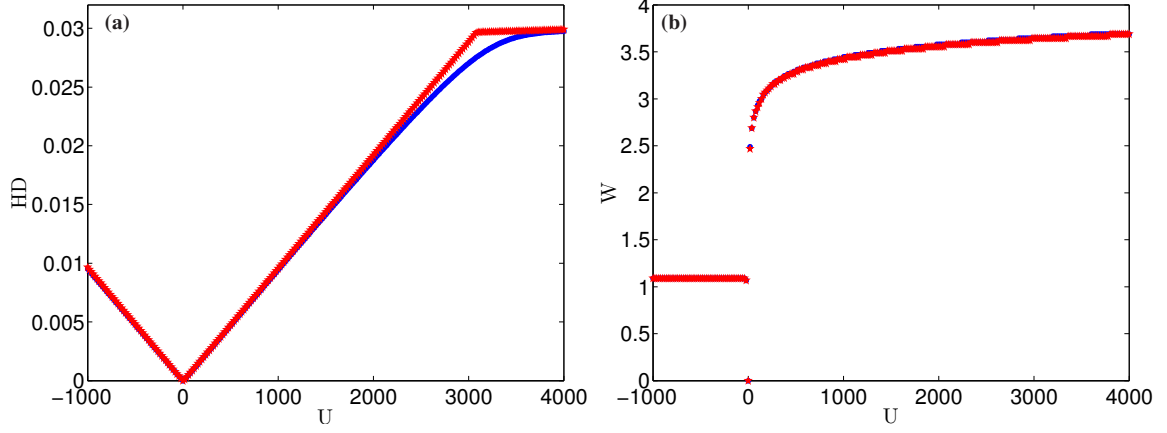


FIG. 2: (Color online) a) Height/depth and b) width of red/blue-detuned HGdT induced bumps/dips according to Eq. (13) and $W = 2z_{\text{Max}}$, respectively, versus red/blue-detuned HGdT depth U for the experimental BEC coupling constant $G_B = 11435.9$ determined numerically by solving the quasi 1DGPE (9) in dimensionless imaginary time (blue circles) and analytically (red stars) from the BEC TF wave function (10).

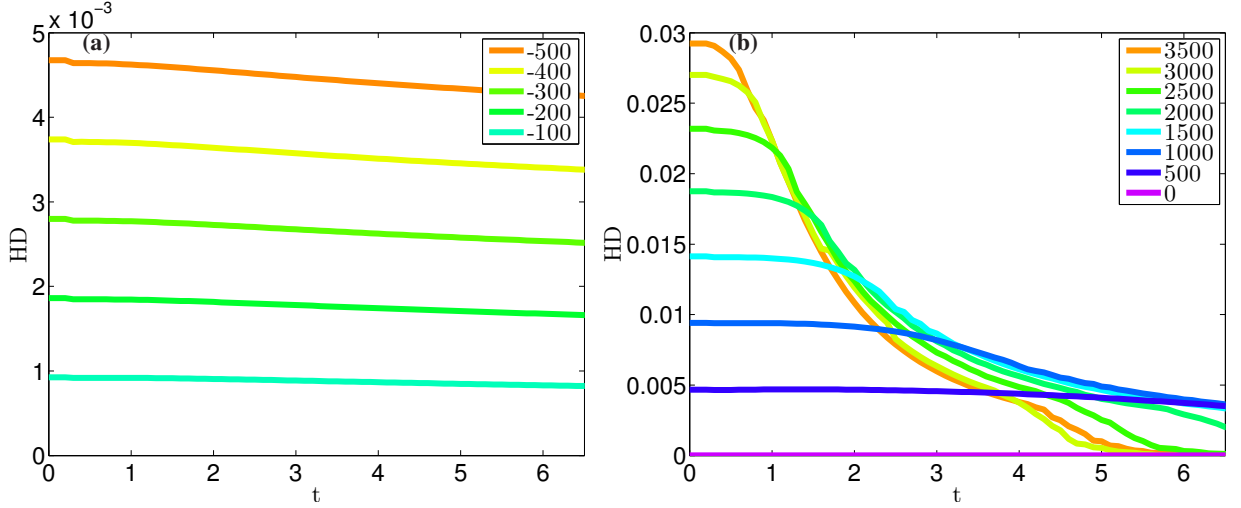


FIG. 3: (Color online) Height/depth versus dimensionless time during TOF for different a) red-detuned and b) blue-detuned HGdT depths U .

$$\mu = \frac{R_{\text{TF}}^2}{2} + UR_{\text{TF}}^2 e^{-\frac{R_{\text{TF}}^2}{\alpha^2}}. \quad (11)$$

As can be read off from the inset of the Fig. 1 the number of solutions of Eq. (10) changes for increasing red/blue-detuned HGdT depth U . In the case, when U is smaller than U_c , Eq. (10) defines only the BEC cloud radius R_{TF1} . But for the case $U > U_c$, the blue-detuned HGdT drills two holes at the center of the ^{87}Rb condensate, so the BEC fragments into three parts as shown in Fig. 1. Thus, we have then, apart from the outer condensate radius R_{TF1} , also two inner condensate radii R_{TF2} and R_{TF3} . With this the normalization condition

$$2 \int_0^{R_{\text{TF3}}} \|\psi(z)\|^2 dz + 2 \int_{R_{\text{TF2}}}^{R_{\text{TF1}}} \|\psi(z)\|^2 dz = 1 \text{ yields}$$

$$\begin{aligned} & \mu (R_{\text{TF1}} - R_{\text{TF2}} + R_{\text{TF3}}) - \frac{1}{6} (R_{\text{TF1}}^3 - R_{\text{TF2}}^3 + R_{\text{TF3}}^3) \quad (12) \\ & + \frac{\alpha^2 U}{2} \left(R_{\text{TF1}} e^{-\frac{R_{\text{TF1}}^2}{\alpha^2}} - R_{\text{TF2}} e^{-\frac{R_{\text{TF2}}^2}{\alpha^2}} + R_{\text{TF3}} e^{-\frac{R_{\text{TF3}}^2}{\alpha^2}} \right) = \\ & \frac{\alpha^3 \sqrt{\pi} U}{4} \left[\text{Erf} \left(\frac{R_{\text{TF1}}}{\alpha} \right) - \text{Erf} \left(\frac{R_{\text{TF2}}}{\alpha} \right) + \text{Erf} \left(\frac{R_{\text{TF3}}}{\alpha} \right) \right], \end{aligned}$$

where $\text{Erf}(y) = \frac{2}{\sqrt{\pi}} \int_0^y e^{-x^2} dx$ denotes the error function. In case of $U < U_c$, the BEC's inner two radii R_{TF2} and R_{TF3} vanish and the BEC outer radius is approximated via $R_{\text{TF1}} \approx \sqrt{2\mu}$ due to Eq. (11). Thus, for $U < U_c$ the BEC chemical potential is determined explicitly from (12): $\mu \approx 3^{2/3}/2^{7/2} (2G_B + \sqrt{\pi}\alpha^3 U)^{2/3}$. Provided that $U > U_c$, two inner cloud radii R_{TF2} and R_{TF3} have to be

taken into account according to Fig. 1. We observe that the Thomas-Fermi value of the critical red/blue-detuned HGdT depth $U_c \approx 3079$ is close to the numerical one $U_c \approx 3090$. Figure 1 also shows the resulting outer and inner Thomas-Fermi radius as a function of the red/blue-detuned HGdT depth U . Here, the two inner radii behave symmetric, e.g., for $U > 3079$ the R_{TF2} is increasing and R_{TF3} is decreasing correspondingly, however after $U \gtrsim 4500$, they both become approximately constant as shown in Fig. 1. We also read off that $R_{TF1} \approx \sqrt{2\mu}$ remains approximately constant for $U > U_c$, so we conclude that the chemical potential μ is then sealed to its critical value $\mu_c \approx 341.28$.

In the perspective of a quantitative comparison between the analytical and the numerical calculation, we characterize the red/blue-detuned HGdT induced imprint upon the condensate wave function by the following two quantities. The first one is the red/blue-detuned HGdT induced imprint height/depth

$$HD = \begin{cases} \text{Max}(\|\Psi(z)\|^2) - \|\Psi(0)\|^2 & U \leq 0 \\ \|\Psi(0)\|^2 - \text{Min}(\|\Psi(z)\|_{z \rightarrow 0}^2) & U > 0 \end{cases} \quad (13)$$

and the second one is the red/blue-detuned HGdT induced imprint width $W = 2z_{\text{Max}}$, where z_{Max} denotes the coordinate of maximal density. To find out a one-to-one resemblance between analytical and numerical calculation of HD and W , we determine the solution of the dimensionless 1DGPE (9) and compare it with the TF solution of Eq. (10), as shown in Fig. 2. The case $U = 0$, i.e., when the HGdT potential is switched off, corresponds to a BEC in a quasi one-dimensional harmonic trap. Furthermore, in the range $U < U_c$ we observe that the red/blue-detuned HGdT induced imprint height/depth changes linearly with the optical dipole trap depth U according to

$$HD \approx \frac{\alpha^2 |U| e^{T(-e/2|U|)} - 1}{G_B} \quad U \neq 0, \alpha \neq 0, \quad (14)$$

where $T = xe^x$ abbreviates the productlog function. In case of $U > U_c$ the blue-detuned HGdT induced imprint depth yields the constant value $HD_c \approx 0.0296$ as follows from Eq. (14), which slightly deviates from the corresponding numerical value $HD_c = 0.027$. Similarly, the red/blue-detuned HGdT induced imprint width follows from $W = 2\alpha\sqrt{1 - T(-e/2|U|)}$ according to the TF approximation, which reduces at the critical blue-detuned optical dipole depth to $W_c \approx 3.60$ whereas the corresponding numerical value is $W_c \approx 3.64$, as shown in Fig. 2.

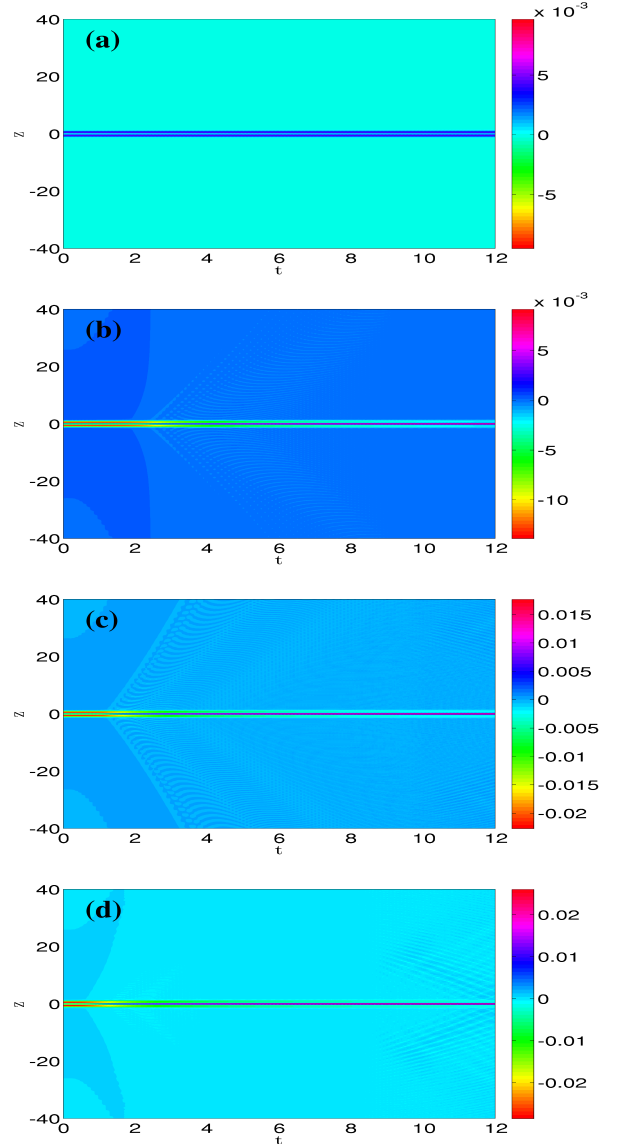


FIG. 4: (Color online) Coherent matter-wave time-of-flight evolution of the depleted density $\|\psi(z, t)\|_{\text{BD}}^2 = \|\psi(z, t)\|_U^2 - \|\psi(z, t)\|_{U=0}^2$ from solving the modified quasi 1DGPE equation for different values of $|U|$: a) $U = -500$, b) $U = 1500$, c) $U = 2500$, and d) $U = 3500$.

IV. TIME-OF-FLIGHT DYNAMICS OF RED/BLE-DETUNED HGdT INDUCED IMPRINT

The time-of-flight (TOF) expansion has been used to measure various BEC properties since the field's inception. By suddenly turning off the magnetic trap, when the HGdT is still present, the atom cloud is allowed to expand in all directions. This expansion proceeds according to the momenta of the atoms at the initial time $t = 0$ and an additional tiny acceleration results from inter-particle interactions. The red-detuned HGdT induced two bumps

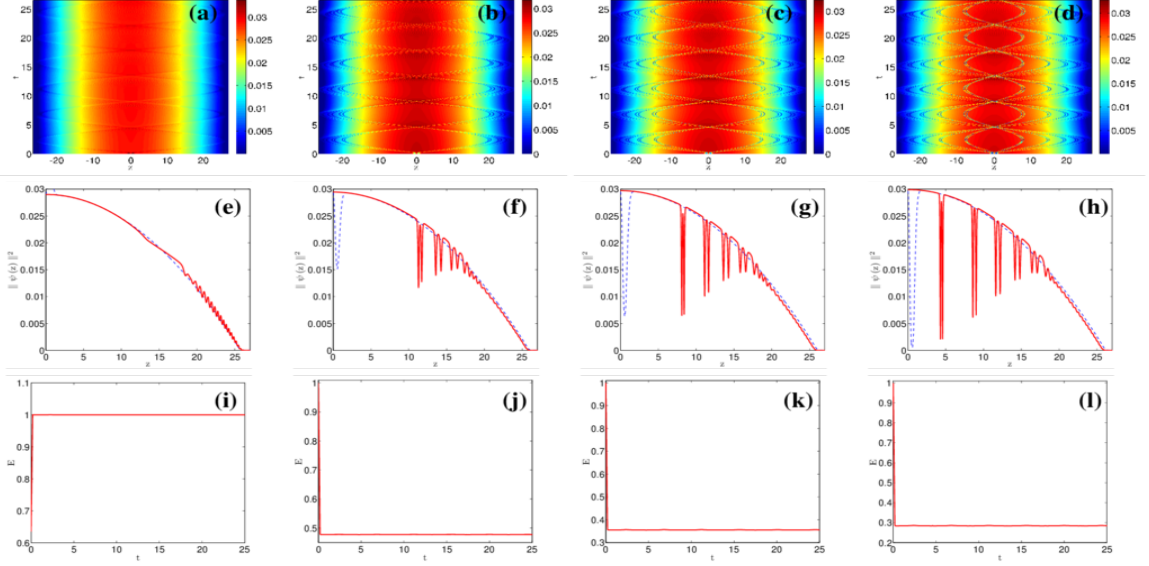


FIG. 5: (Color online) Coherent matter-waves evolution in the BEC density, when red/blue-detuned HGdT potential is switched off, versus time and position for different values of a) $U = -500$, b) $U = 1500$, c) $U = 2500$, and d) $U = 3500$. Graphs (e-h) show the BEC density at time $t=5.3$, and in graphs (i-l) we plotted the corresponding dimensionless energies $E(t) = E(t)/\text{Max}(E(t))$ versus dimensionless time for the HGdT depths U of the graphs (a-d).

remain approximately constant during the temporal evolution as shown in Fig. 3(a). But the blue-detuned HGdT induced two dips at the center of the condensate start decaying with a characteristic time scale after having switched off the trap as shown in Fig. 3(b). Furthermore, the dips of the HGdT induced imprint start decaying faster with increasing blue-detuned HGdT depth for smaller time as shown in Fig. 3(b). Note that the relative speed of the bumps or dips from each other turns out to vanish.

During the evolution of the moderately/fully fragmented BEC cloud, we investigate the possible occurrence of matter wave interferences by plotting the density distribution of the released cloud during non-ballistic expansion as shown in Fig. 4. We have not observed matter wave interference for the red-detuned HGdT induced imprint according to Fig. 4(a), but for the blue-detuned HGdT induced imprint as shown in Fig. 4(b-d). For small blue-detuned HGdT depth, the generation of matter wave interference fringes can be seen at larger time, as compared to higher blue-detuned HGdT depth, as shown in Fig. 4(b-d). The matter wave interference is directly visible for $U < U_c$, as can be explained as follows. In Fig. 4(b), the height of the blue-detuned HGdT induced two dips is smaller as compared to Fig. 4(c), therefore they need more time to drill a hole in the condensate during TOF. For the HGdT potential depth $U=1500$, the BEC fragments into three parts at the dimensionless time $t=2.4$, afterwards the three fragmented condensates start to interact as separate identities with the HGdT potential, which leads to the formation of characteristic matter

wave interference pattern. The similar phenomenon happens in Fig. 4(c), but in this example the initial HGdT potential depth $U=2500$ is larger than the previous one as shown in Fig. 3(b), so the BEC becomes fragmented at the earlier time $t=1.3$. In the example of Fig. 4(d), when $U > U_c$, the BEC is already initially, i.e. at time $t = 0$, fragmented according to Fig. 1. Therefore the matter wave interference can be seen just after $t > 0$, but the interference fringes are not as visible as in the two previous cases.

V. SHOCK-WAVES AND GRAY/DARK PAIR-SOLITONS BI-TRAINS

In this section, we show that matter-wave self-interferences emerge, once the red/blue-detuned HGdT potential is suddenly switched off, within the remaining harmonic confinement, as this leads to shock waves and gray/dark pair-solitons bi-trains, respectively as shown in Fig. 5(a-d). A shock-wave is a special kind of propagating disturbance in the BEC, whose amplitude, unlike for solitons, decreases relatively quickly with large distance. Furthermore, gray/dark solitons have a characteristic property that they can pass through one another without any change of shape, amplitude, or speed. We can see from Fig. 5(b-d) that the pair-solitons bi-trains do, indeed, pass through one another and that they are reflected from the end of the trapping potential.

Once the red/blue-detuned HGdT potential is switched off, the system quasi-instantaneously adjusts

its energy to the new equilibrium, paving the way for the creation of shock-waves and bi-trains of gray/dark pair-solitons, respectively. The total normalized energy $E(t) = E(t)/\text{Max}(E(t))$ as shown in Fig. 5(i-l), changes quite quickly from its initial value to a new equilibrium value, thus generating the shock-waves or the pair-solitons bi-trains. For an initial red- and blue-detuned HGdT depth, we observe that two excitations of the condensate are created at the position of the red/blue-detuned HGdT potential, which travel in the opposite direction with the same center-of-mass speed, are reflected back from the harmonic trap boundaries, and then collide at the red/blue-detuned HGdT potential position as shown in Fig. 5(a-d).

We have performed calculations for different red-detuned HGdT potential depths $U < 0$ and in all cases we observe the formation of the shock-wave structures as shown in Fig. 5(a). The density of atoms around the shocks is mostly enhanced in comparison with the density far away from these perturbations. And for the blue-detuned HGdT potential trap, we detect gray/dark pair-solitons bi-trains, traveling in opposite directions with the same speed as shown in Fig. 5(b-d). The creation of these calibrated gray/dark pair-soliton bi-trains are generic collision phenomena of moderately/fully fragmented BEC, which is strongly depending upon the equilibrium values of the red/blue-detuned HGdT potential depth, respectively.

The dynamics of one gray/dark soliton in a BEC cloud is well described by $\ddot{z} = -(1/2)\partial V_{\text{ext}}/\partial z$, where V_{ext} is the dimensionless confining potential and z denotes the position of the gray/dark soliton. In the case of harmonic confinement with a potential $V_{\text{ext}} = z^2/2$ the solution of this evolution equation leads to an oscillation of the soliton described by $z(t) = R_{\text{TF1}} \sin(t/\sqrt{2})$. Thus the frequency of the oscillating soliton and the frequency of the dipole oscillation of the Bose-Einstein condensate in the trap differ by the factor $\sqrt{2}$ [68]. In our system, pair-solitons bi-trains generally oscillate with the average frequency $\Omega = 2\pi \times 4.80$ Hz irrespective of the sign and the size of U as shown in Fig. 5. With this, we get the ratio $\Omega/\omega_z \approx 0.705$, which is quite close to the dimensionless soliton frequency $1/\sqrt{2} \approx 0.707$ in a harmonic trap as presented in Ref. [68].

We also observe an intriguing substructure of each soliton, which we call pair-soliton. Normally, we find that there are solitons which always move in pairs, and the mean distance between each other is less than the neighboring solitons as shown in Fig. 5(b-d) and Fig. 5(f-h). Numerically, we have observed that the averaged distance between pair-solitons is less for dark solitons as compared to the gray solitons as shown in Fig. 5(f-h). We also observe that, in general, a minimal time of about 4.6 ms is required to generate shock-waves/pair-solitons bi-trains as shown in Fig. 5. The number of shock-waves is not effected by the red/blue-detuned HGdT poten-

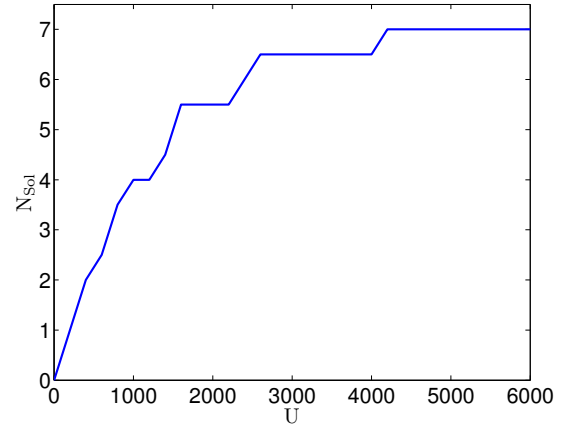


FIG. 6: (Color online) Number of pair-solitons N_{sol} in each solitonic train versus HGdT potential depth U .

tial depth, but the number of interference fringes increases. On the other hand, we observe that the number of gray/dark pair-solitons depends on the depth of the red/blue-detuned HGdT potential as shown in Fig. 6, the highest number of pair-solitons in every train is 7. For the blue-detuned HGdT depth $U < U_c$, the number of pair-solitons grows linearly in the condensate and after the critical value U_c , the number of pair-solitons remains approximately constant. Note that by adjusting the position of the red/blue-detuned HGdT potential near to the outer Thomas-Fermi radius R_{TF1} , at the same time gray and dark pair-solitons can be generated in the BEC.

VI. SUMMARY AND CONCLUSION

We have developed a simple quasi 1D model both analytically and numerically to calculate the statics and dynamics of the red/blue-detuned HGdT imprint upon the ^{87}Rb condensate. First of all, we showed a quantitative comparison between the Thomas-Fermi approximation and numerical solutions for the underlying 1D Gross-Pitaevskii equation for the equilibrium properties of the proposed system. Later we discussed that the HGdT potential imprint upon the condensate wave function strongly depends upon whether the effective HGdT is red- or blue-detuned. With this we found out that the HGdT imprint generates two bumps/dips at the center of the BEC density of the red/blue-detuned HGdT. Later we discussed that the red-detuned HGdT induced two bumps did not decay when we switched off the harmonic trap but the blue-detuned HGdT induced two dips decay. During the time of flight, we saw the emergence of matter-wave interference stripes in the condensate, which arise as the BEC decomposes into a fraction at rest in the center and two moving condensates at the borders. We have used the quasi one-dimensional time-dependent GPE to analyze the creation of gray/dark pair-solitons

bi-trains within the moderately/fully fragmented BEC, which is strongly depending upon the HGdT potential depth. The Hermite-Gaussian dimple trap geometry maybe more applicable to soliton interferometry rather than the Gaussian barrier adopted in Refs. [19, 69], because one can shape solitons. Additionally, we also showed that the number of pair-solitons in the system is depending on the initial HGdT potential depth U . During the generation of pair-solitons it was astonishing to find that the special shape of the newly generated solitons in the harmonically trapped BEC is sculptured by the external potential and the generation of gray/dark pair-solitons bi-trains is a generic phenomenon of collisions of moderately/fully fragmented BEC. With this we conclude that it maybe possible in the future to frame complex shapes of solitons in the harmonically trapped BEC by imposing a unique geometrical configuration for the external potential.

The ability of sculpting a quasi one-dimensional harmonic trapped Bose-Einstein condensate by a HGdT has many exciting prospects. For instance, it can be used to generate a truly continuous atom laser, which has many applications in atom interferometry [70, 71]. To construct such an atom laser one needs a device that continuously converts a source of condensed atoms into a laser-like beam. In Sec. IV, we saw in the time-of-flight picture for the case $U > U_c$ that a BEC reservoir occurs at the center of the trap. By suitably tuning the HGdT depth a fraction of this fragmented condensate could be coupled out, serving as a source for an atomic beam.

VII. ACKNOWLEDGMENT

We thank Thomas Bush for insightful comments. Furthermore, we gratefully acknowledge financial support from the German Academic Exchange Service (DAAD). This work was also supported in part by the German-Brazilian DAAD-CAPEs program under the project name “Dynamics of Bose-Einstein Condensates Induced by Modulation of System Parameters” and by the German Research Foundation (DFG) via the Collaborative Research Center SFB/TR49 “Condensed Matter Systems with Variable Many-Body Interactions”.

* Electronic address: javedakram@daad-alumni.de

† Electronic address: axel.pelster@physik.uni-kl.de

- [1] D. M. Stamper-Kurn, H.-J. Miesner, A. P. Chikkatur, S. Inouye, J. Stenger, and W. Ketterle, *Phys. Rev. Lett.* **81**, 2194 (1998).
- [2] K. W. Madison, F. Chevy, W. Wohlleben, and J. Dalibard, *Phys. Rev. Lett.* **84**, 806 (2000).
- [3] K. W. Madison, F. Chevy, V. Bretin, and J. Dalibard, *Phys. Rev. Lett.* **86**, 4443 (2001).
- [4] M. D. Barrett, J. A. Sauer, and M. S. Chapman, *Phys. Rev. Lett.* **87**, 010404 (2001).
- [5] T. L. Gustavson, A. P. Chikkatur, A. E. Leanhardt, A. Görlitz, S. Gupta, D. E. Pritchard, and W. Ketterle, *Phys. Rev. Lett.* **88**, 020401 (2001).
- [6] M. Hammes, D. Rychtarik, H.-C. Nägerl, and R. Grimm, *Phys. Rev. A* **66**, 051401 (2002).
- [7] D. Comparat, A. Fioretti, G. Stern, E. Dimova, B. L. Tolra, and P. Pillet, *Phys. Rev. A* **73**, 043410 (2006).
- [8] D. R. Scherer, C. N. Weiler, T. W. Neely, and B. P. Anderson, *Phys. Rev. Lett.* **98**, 110402 (2007).
- [9] M. Schulz, H. Crepaz, F. Schmidt-Kaler, J. Eschner, and R. Blatt, *J. Mod. Opt.* **54**, 1619 (2007).
- [10] C. Tuchendler, A. M. Lance, A. Browaeys, Y. R. P. Sortais, and P. Grangier, *Phys. Rev. A* **78**, 033425 (2008).
- [11] D. Jacob, E. Mimoun, L. D. Sarlo, M. Weitz, J. Dalibard, and F. Gerbier, *New J. Phys.* **13**, 065022 (2011).
- [12] M. C. Garrett, A. Ratnapala, E. D. van Ooijen, C. J. Vale, K. Weegink, S. K. Schnelle, O. Vainio, N. R. Heckenberg, H. Rubinsztein-Dunlop, and M. J. Davis, *Phys. Rev. A* **83**, 013630 (2011).
- [13] R. B. Diener, B. Wu, M. G. Raizen, and Q. Niu, *Phys. Rev. Lett.* **89**, 070401 (2002).
- [14] N. P. Proukakis, J. Schmiedmayer, and H. T. C. Stoof, *Phys. Rev. A* **73**, 053603 (2006).
- [15] A. Carpentier, J. Belmonte-Beitia, H. Michinel, and M. Rodas-Verde, *J. Mod. Opt.* **55**, 2819 (2008).
- [16] T. Aioi, T. Kadokura, T. Kishimoto, and H. Saito, *Phys. Rev. X* **1**, 021003 (2011).
- [17] H. Uncu, D. Tarhan, E. Demiralp, and O. Mustecaplioglu, *Laser Physics* **18**, 331 (2011).
- [18] C. Weitenberg, S. Kuhr, K. Mølmer, and J. F. Sherson, *Phys. Rev. A* **84**, 032322 (2011).
- [19] J. Akram and A. Pelster, *ArXiv:1508.05482* (2015).
- [20] C. Raman, M. Köhl, R. Onofrio, D. S. Durfee, C. E. Kuklewicz, Z. Hadzibabic, and W. Ketterle, *Phys. Rev. Lett.* **83**, 2502 (1999).
- [21] R. Onofrio, C. Raman, J. M. Vogels, J. R. Abo-Shaeer, A. P. Chikkatur, and W. Ketterle, *Phys. Rev. Lett.* **85**, 2228 (2000).
- [22] C. Raman, J. R. Abo-Shaeer, J. M. Vogels, K. Xu, and W. Ketterle, *Phys. Rev. Lett.* **87**, 210402 (2001).
- [23] T. W. Neely, E. C. Samson, A. S. Bradley, M. J. Davis, and B. P. Anderson, *Phys. Rev. Lett.* **104**, 160401 (2010).
- [24] B. Saleh and M. Teich, *Fundamentals of Photonics* (Wiley, New York, 2007).
- [25] P. Milonni and J. Eberly, *Laser Physics* (Wiley, New York, 2010).
- [26] Y. Kozawa and S. Sato, *Opt. Lett.* **30**, 3063 (2005).
- [27] A. Flores-Pérez, J. Hernández-Hernández, R. Jáuregui, and K. Volke-Sepúlveda, *Opt. Lett.* **31**, 1732 (2006).
- [28] A. V. Novitsky and L. M. Barkovsky, *J. Phys. A: Math. Gen.* **39**, 13355 (2006).
- [29] Y. Mushiake, K. Matsumura, and N. Nakajima, *Proceedings of the IEEE* **60**, 1107 (1972).
- [30] R. Dorn, S. Quabis, and G. Leuchs, *Phys. Rev. Lett.* **91**, 233901 (2003).
- [31] P. Török and P. Munro, *Opt. Exp.* **12**, 3605 (2004).
- [32] K. C. Toussaint, S. Park, J. E. Jureller, and N. F. Scherer, *Opt. Lett.* **30**, 2846 (2005).
- [33] S. C. Tidwell, G. H. Kim, and W. D. Kimura, *Appl. Opt.* **32**, 5222 (1993).
- [34] M. Stalder and M. Schadt, *Opt. Lett.* **21**, 1948 (1996).
- [35] M. A. A. Neil, F. Massoumian, R. Juškaitis, and T. Wil-

- son, *Opt. Lett.* **27**, 1929 (2002).
- [36] T. Meyrath, F. Schreck, J. Hanssen, C. Chuu, and M. Raizen, *Opt. Exp.* **13**, 2843 (2005).
- [37] N. L. Smith, W. H. Heathcote, G. Hechenblaikner, E. Nugent, and C. J. Foot, *J. Phys. B: At., Mol. Opt. Phys.* **38**, 223 (2005).
- [38] L. Pitaevskii and A. Stringari, *Bose-Einstein Condensation* (Clarendon Press, Oxford, 2003).
- [39] C. J. Pethick and H. Smith, *Bose-Einstein Condensation in Dilute Gases*, 2nd ed. (Cambridge University Press, Cambridge, 2008).
- [40] P. G. Kevrekidis, D. Frantzeskakis, and R. Carretero-González, *Emergent Nonlinear Phenomena in Bose-Einstein Condensates* (Springer, Berlin, 2008).
- [41] M. Olshanii, *Phys. Rev. Lett.* **81**, 938 (1998).
- [42] D. S. Petrov, G. V. Shlyapnikov, and J. T. M. Walraven, *Phys. Rev. Lett.* **85**, 3745 (2000).
- [43] T. Bergeman, M. G. Moore, and M. Olshanii, *Phys. Rev. Lett.* **91**, 163201 (2003).
- [44] V. M. Pérez-García, H. Michinel, and H. Herrero, *Phys. Rev. A* **57**, 3837 (1998).
- [45] A. D. Jackson, G. M. Kavoulakis, and C. J. Pethick, *Phys. Rev. A* **58**, 2417 (1998).
- [46] L. Carr, M. Leung, and W. Reinhardt, *J. Phys. B: At., Mol. Opt. Phys.* **33**, 3983 (2000).
- [47] L. Carr, C. Clark, and W. Reinhardt, *Phys. Rev. A* **62**, 063611 (2000).
- [48] S. K. Adhikari, *Las. Phys. Lett.* **3**, 553 (2006).
- [49] K. E. Strecker, G. B. Partridge, A. G. Truscott, and R. G. Hulet, *New J. Phys.* **5**, 73 (2003).
- [50] F. K. Abdullaev, A. Gammal, and L. Tomio, *J. Phys. B: At. Mol. Opt. Phys.* **37**, 635 (2004).
- [51] G. Herring, P. Kevrekidis, R. Carretero-González, B. Malomed, D. Frantzeskakis, and A. Bishop, *Phys. Lett. A* **345**, 144 (2005).
- [52] C. Becker, S. Stellmer, P. Soltan-Panahi, S. Dorschner, M. Baumert, E. M. Richter, J. Kronjäger, K. Bongs, and K. Sengstock, *Nature Phys.* **4**, 496 (2008).
- [53] J. Denschlag, J. E. Simsarian, D. L. Feder, C. W. Clark, L. A. Collins, J. Cubizolles, L. Deng, E. W. Hagley, K. Helmerson, W. P. Reinhardt, S. L. Rolston, B. I. Schneider, and W. D. Phillips, *Science* **287**, 97 (2000).
- [54] G. Huang, J. Szeftel, and S. Zhu, *Phys. Rev. A* **65**, 053605 (2002).
- [55] A. Radouani, *Phys. Rev. A* **70**, 013602 (2004).
- [56] D. Yan, J. J. Chang, C. Hamner, M. Hoefer, P. G. Kevrekidis, P. Engels, V. Achilleos, D. J. Frantzeskakis, and J. Cuevas, *J. Phys. B: At. Mol. Opt. Phys.* **45**, 115301 (2012).
- [57] I. Hans, J. Stockhofe, and P. Schmelcher, *Phys. Rev. A* **92**, 013627 (2015).
- [58] J. J. Chang, P. Engels, and M. A. Hoefer, *Phys. Rev. Lett.* **101**, 170404 (2008).
- [59] R. Meppelink, S. B. Koller, J. M. Vogels, P. van der Straten, E. D. van Ooijen, N. R. Heckenberg, H. Rubinsztein-Dunlop, S. A. Haine, and M. J. Davis, *Phys. Rev. A* **80**, 043606 (2009).
- [60] L. Allen and J. H. Eberly, *Optical Resonance and Two-Level Atoms* (Wiley, New York, 1987).
- [61] M. O. Scully and M. S. Zubairy, *Quantum Optics*, 1st ed. (Cambridge University Press, 1997).
- [62] P. Xu, X. He, J. Wang, and M. Zhan, *Opt. Lett.* **35**, 2164 (2010).
- [63] A. Kamchatnov, *J. Exp. Theor. Phys.* **98**, 908.
- [64] K. Bongs and K. Sengstock, *Rep. Prog. Phys.* **67**, 907 (2004).
- [65] J. Yin, *Phys. Rep.* **430**, 1 (2006).
- [66] J. Javanainen and J. Ruostekoski, *J. Phys. A: Math. Gen.* **39**, L179 (2006).
- [67] D. Vudragović, I. Vidanović, A. Balaž, P. Muruganandam, and S. K. Adhikari, *Comp. Phys. Commun.* **183**, 2021 (2012).
- [68] T. Busch and J. R. Anglin, *Phys. Rev. Lett.* **87**, 010401 (2001).
- [69] J. H. V. Nguyen, P. Dyke, D. Luo, B. A. Malomed, and R. G. Hulet, *Nature Phys.* **10**, 918 (2014).
- [70] A. D. Cronin, J. Schmiedmayer, and D. E. Pritchard, *Rev. Mod. Phys.* **81**, 1051 (2009).
- [71] B. G. Klei, J. Will, W. Ertmer, C. Klempt, and J. Arlt, *Appl. Phys. B* **100**, 117 (2010).