

Microscopic calculations of the characteristics of radiative nuclear reactions for double-magic nuclei

Oleg Achakovskiy^{1,a}, Sergei Kamerdzhev², Victor Tselyaev³, and Mikhail Shitov⁴

¹*Institute for Physics and Power Engineering, Obninsk, Russia*

²*National Research Centre "Kurchatov Institute", Moscow, Russia*

³*Physical Faculty, St. Petersburg State University, St. Petersburg, Russia*

⁴*National Research Nuclear University MEPhI, Moscow, Russia*

Abstract. The neutron capture cross sections and average radiative widths Γ_γ of neutron resonances for two double-magic nuclei ^{132}Sn and ^{208}Pb have been calculated using the microscopic photon strength functions, which were obtained within the microscopic self-consistent version of the extended theory of finite Fermi systems in the time blocking approximation. For the first time, the microscopic PSFs have been obtained within the fully self-consistent approach with exact accounting for the single particle continuum (for ^{208}Pb). The approach includes phonon coupling effects in addition to the standard RPA approach. The known Skyrme force has been used. The calculations of nuclear reaction characteristics have been performed with the EMPIRE 3.1 nuclear reaction code. Here, three nuclear level density (NLD) models have been used: the so-called phenomenological GSM, the EMPIRE specific (or Enhanced GSM) and the microscopical combinatorial HFB NLD models. For both considered characteristics we found a significant disagreement between the results obtained with the GSM and HFB NLD models. For ^{208}Pb , a reasonable agreement has been found with systematics for the Γ_γ values with HFB NLD and with the experimental data for the HFB NLD average resonance spacing D_0 , while for these two quantities the differences between the values obtained with GSM and HFB NLD are of several orders of magnitude. The discrepancies between the results with the phenomenological EGLO PSF and microscopic RPA or TBA are much less for the same NLD model.

1 Introduction

In order to calculate characteristics of nuclear reactions with gamma-rays, the information is necessary, at least, about the photon strength function (PSF) and nuclear level density (NLD) models. Traditionally, these quantities have been parametrized phenomenologically with the parameters fitted for stable nuclei. For example, the PSF has been parametrized on the basis of smooth Lorentzian type functions but, as it was noted in [1, 2], these phenomenological Lorentzian-type expressions for PSF are not able to predict the observed structures (under that condition that the Brink-Axel hypothesis is true). Also, the shortcomings of analytical NLD formulae in matching experimental data are overcome, as a rule, by empirical parameter adjustments. For these reasons, the application of phenomenological models for PSF and NLD to nuclei far from the stability valley is questionable [1, 2].

However, there are also questions of this type for double-magic nuclei. The problem is that the phenomenological approaches "smooth" the individual characteristics of these nuclei or consider them on the average. Individual peculiarities are especially expressive just for double-magic nuclei, even for stable, not to mention un-

stable those, whose properties can be unknown. For example, to include the vibrational NLD enhancement to the well-known so-called generalized superfluid model (GSM) [1, 2], the experimental values for the energies of the first 2^+ and the formula $50A^{-2/3}$ MeV for the first 3^- levels are used. The formula is not suited for double-magic nuclei, and both of these prescriptions should not be suited for unstable nuclei. The microscopic approach in the nuclear theory accounts for specificity of each nucleus through its single-particle and collective (phonon) spectra. Therefore, it allows "some irregular changes" obtained in the global phenomenological models for nuclear reactions data [3] to be seen and checked. Thus, for double-magic nuclei it is necessary to use the microscopic approaches for both PSF and NLD.

In this work, we have applied for PSF the self-consistent version of microscopic extended theory of finite Fermi systems (ETFFS) [4] in the time blocking approximation (TBA) [5]. For NLD, we used the phenomenological GSM [1], the EMPIRE specific NLD model [6] and the microscopic HFB plus combinatorial NLD model [7]. The calculations of neutron capture cross sections and average radiative widths of neutron resonances for two double-magic nuclei – the stable ^{208}Pb and unstable ^{132}Sn – have been made using the EMPIRE 3.1 nuclear reaction code.

^ae-mail: oachakovskiy@ippe.ru

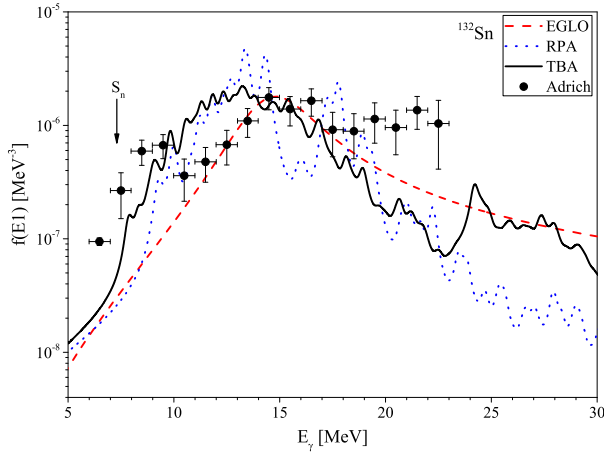


Figure 1. Color online. The PSF for ^{132}Sn . Dotted lines correspond to the self-consistent RPA, solid lines to the TBA (including PC), and dashed lines to the EGLO model [1]. Experimental data [12] were recalculated by us for PSF.

The comparison with the phenomenological PSF EGLO model has been also performed. In all the PSF calculations the smoothing parameter 200 keV has been used. See the details of the calculations in [8] and [9].

Quite recently, the fully self-consistent calculations of giant resonances [10] have been realized for double-magic nuclei within both RPA and TBA. As a new feature in these calculations, the single-particle continuum was included, thus avoiding the artificial discretization usually implied in RPA and TBA. In our previous calculations for semi-magic nuclei, see, for example, [8, 9, 11], a discretization procedure for the single particle continuum was used (which gave the same results within CRPA for double-magic nuclei [8]). As the self-consistent TBA calculations of photoabsorption or PSF are rather time-consuming, we have used the corresponding results for ^{132}Sn from Ref. [8] and for ^{208}Pb from [10] obtained with the Skyrme forces SLy4 to calculate the above-mentioned nuclear reaction characteristics.

2 Photon strength functions

In Fig.1 and Fig.2 we show the PSFs for ^{132}Sn and ^{208}Pb calculated within our microscopic (ETFFS(TBA)), or simply TBA, and RPA methods with Skyrme forces SLy4. These PSFs have been recalculated from the theoretical photoabsorption cross sections taken from [8] (^{132}Sn) and [10] (^{208}Pb). The phenomenological EGLO PSFs are also shown. In Fig.1, the E1 PSF for ^{132}Sn is compared with experimental data from Ref. [12]. In Fig.2, the E1 PSF for ^{208}Pb is compared with the experimental data obtained within the Oslo method [13]. As it can be seen in contrast to the phenomenological model EGLO and microscopic CRPA, the CTBA approach, i.e. RPA + phonon coupling, can describe some observed structures of PDR in ^{132}Sn and partly ^{208}Pb only due to phonon coupling. For ^{132}Sn , we see the well-known structure at about 10 MeV (our approach gives a lower energy), usually called

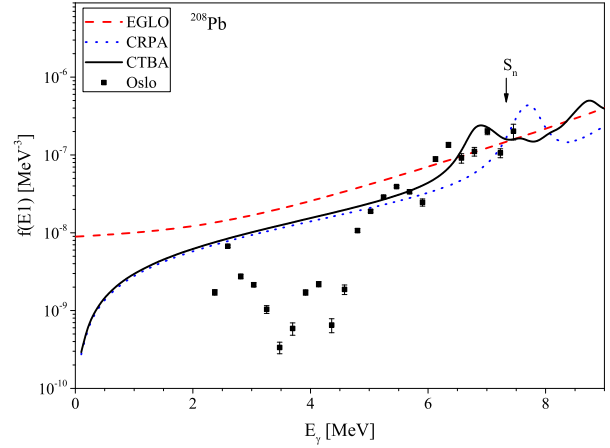


Figure 2. Color online. E1 PSF for ^{208}Pb . Dotted lines correspond to the self-consistent CRPA, solid lines to the CTBA (including PC), and dashed lines to the EGLO model [1]. Experimental data are taken from Ref. [13].

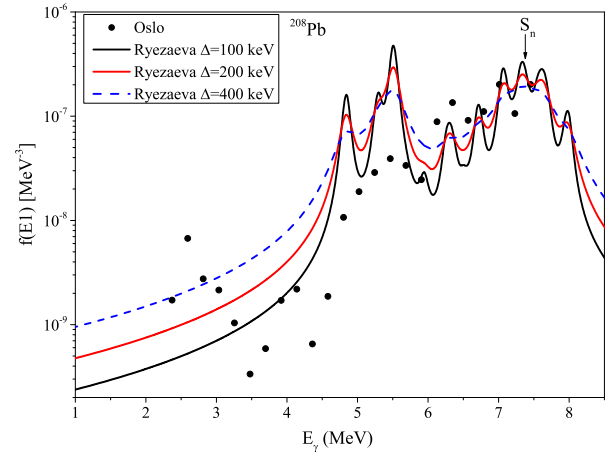


Figure 3. Color online. Comparison of the experimental data: the ($^3\text{He}, ^3\text{He}\gamma$) reactions method [13] and nuclear resonance fluorescence technique [16]. The lowest 1^- -level of the data [16] is 4.84 MeV. It was smoothed by us with three smoothing parameters Δ . See text for details.

as pygmy-dipole resonance for the photoabsorption cross section, see the discussions in [8, 14, 15].

Let us discuss the results shown in Fig.2 for ^{208}Pb . We see that the CTBA approach describes the experiment on the whole at $E > 5$ MeV and does it better than CRPA (note that the smoothing parameter 200 keV has been used in the calculations). However, we have a large disagreement with experimental data at $E < 5$ MeV. As one can see from [16], where the transitions between ground and excited states have been measured, the beginning of the 1^- excitation spectrum in [16] is 4.84 MeV, i.e. there is no 1^- transitions between ground and excited states below 4.84 MeV. This result is understandable: in the double-magic ^{208}Pb there is no single-particle or two-phonon E1 transitions at about $E < 5$ MeV.

In order to obtain some additional information we have compared with each other two sets of experimental data for ^{208}Pb (see Fig.3) : 1) the PSF data from [13] where the transitions between ground and excited states as well as between excited states were measured and 2) the data [16] for the B(E1) values for the transitions between only ground and excited states. It is necessary to compare both sets of data with approximately the same smoothing. So, taking into account that the experimental resolution in the experimental data [13] is about 200 keV, we smoothed the data [16] with three smoothing parameters 100 keV, 200 keV and 400 keV. As it can be expected, we have obtained a rough agreement between both sets of experimental data at $E_\gamma > 4.84$ MeV. Thus, one can assume that the excitations observed in Ref. [13] at $E_\gamma < 4.84$ MeV are caused mainly by transitions between excited states. However, it is necessary to note that the mechanisms of the reactions used in Refs. [13] and [16] are very different and, what is important here, the data from the Oslo ^{208}Pb experiment [13] may suffer from a factor of 2 uncertainties due to low level density below the particle separation threshold¹.

3 Neutron capture cross sections

In Fig.4 and Fig.5 the neutron radiative capture cross sections are shown for the compound ^{132}Sn and ^{208}Pb . Our approach for PSF is non-statistical, so there is no sense to compare its results with the available $^{207}\text{Pb}(n, \gamma)^{208}\text{Pb}$ cross sections [17, 18] because these data (two points) are in the neutron resonance energy region. We see a very large difference between the results obtained with traditional GSM and other NLD models (EMPIRE specific and HFB+combinatorial), namely, the difference for (n, γ) cross sections is about one order of magnitude practically in all the neutron energy up to 2 MeV and 10 MeV for the compound ^{132}Sn and ^{208}Pb , respectively. There is no noticeable difference between the results with phenomenological EMPIRE specific and microscopic HFB+combinatorial NLD models. One of the possible reasons is that in both cases the known experimental energies of the first 2^+ levels have been used which is, generally speaking, important for the phonon enhancement effect in the NLDs (it is also useful to note that the energy of the first 2^+ level in ^{132}Sn calculated self-consistently in our TBA is 4.34 MeV while the experimental energy is 4.041 MeV). A detailed discussion about these results will be presented somewhere else, so we showed so many curves on each of the Fig.4 and Fig.5 in order to obtain general information.

4 Average radiative widths

Unfortunately, the experimental data are very scarce for double-magic nuclei ^{132}Sn and ^{208}Pb . However, for ^{208}Pb with EMPIRE 3.1 we found, see Table 1, for the average radiative widths Γ_γ values, a reasonable agreement with the systematics [19] only for EMPIRE specific and

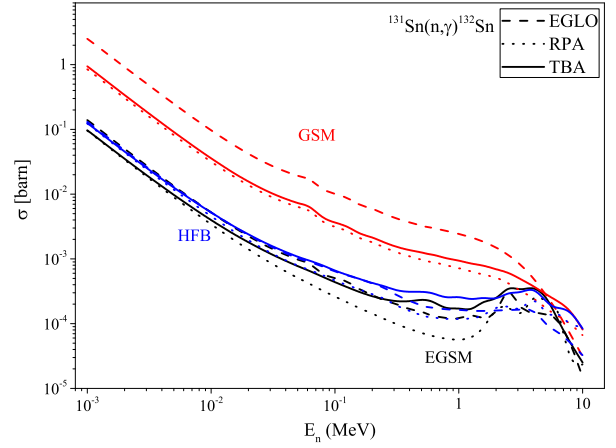


Figure 4. Color online. $^{131}\text{Sn}(n, \gamma)^{132}\text{Sn}$ cross section calculated with the EGLO (dash), RPA (dot) and TBA (solid) PSFs. The red curves were calculated using EMPIRE 3.1 with the GSM NLD model, black ones: the EMPIRE specific NLD and blue: the HFB+combinatorial NLD.

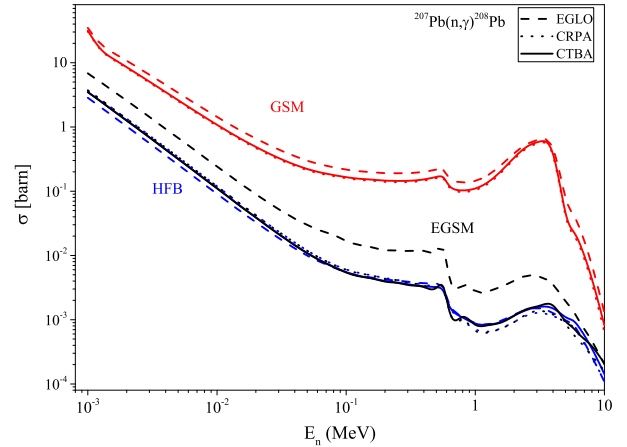


Figure 5. Color online. The same as for Fig.4, but for the $^{207}\text{Pb}(n, \gamma)^{208}\text{Pb}$ cross section calculated with the EGLO (dash), CRPA (dot) and CTBA (solid) PSFs.

HFB + combinatorial NLD models. For the average resonance s-wave level spacings D_0 , the following was found: $D_0(\text{GSM}) = 0.00441 \text{ keV}$, $D_0(\text{EMPIRE specific}) = 32.0 \text{ keV}$, $D_0(\text{HFB}) = 37.6 \text{ keV}$, while $D_0(\text{exp}) = 30(8) \text{ keV}$. The EMPIRE produces unreasonably small value for $D_0(\text{GSM})$.

In the last column of Table 1, the contribution of M1 resonance [1] to Γ_γ calculated with EMPIRE 3.1 is given, which is based on the standard Lorentz approximation with the width $\Gamma = 4 \text{ MeV}$. It turned out rather small. As discussed in [20], this Γ value is very questionable, especially for ^{208}Pb .

5 Conclusion

Here, the self-consistent microscopic approach for the PSFs calculations has been used for the double-magic nuclei ^{132}Sn and ^{208}Pb . To calculate neutron radiative cross

¹ Private communications with the Oslo group

Table 1. Average radiative widths Γ_γ (meV) for s-wave neutrons. Systematics is taken from Ref. [19].

Nuclei	NLD model	EGLO	RPA	TBA	System.	M1 contrib.
^{132}Sn	GSM	398	133	148		40.9
	EMPIRE specific	7340	4675	5186		515.3
	comb. HFB	4444	4279	4259		340.7
^{208}Pb	GSM	10.56	4.44	4.61	5070	0.79
	EMPIRE specific	6292	2562	2109	3770	6.56
	comb. HFB	2734	2973	2448		5.25

sections and average radiative widths, we have used the EMPIRE 3.1 code. A noticeable specificity of the considered double-magic nuclei has been found. The contribution of the phonon coupling is not so noticeable, on the whole, as compared with the semi-magic nuclei [8, 11]. For the considered characteristics, a very significant disagreement between the results obtained with the phenomenological GSM and microscopic HFB NLD models has been found. The discrepancies between the results with the phenomenological EGLO PSF and microscopic RPA (or CRPA) or TBA (or CTBA) are much less for the same NLD model.

The results obtained confirm the necessity of using consistent microscopic approaches for calculations of radiative nuclear characteristics in double-magic nuclei. Also, due to comparison of the two sets of experimental data [13] and [16], it was possible to conclude that the nature of the PSF values observed in [16] at $E < 4.84$ MeV for ^{208}Pb should be only caused by the transitions between excited states.

The authors acknowledge Drs. A. Voinov and V.G. Pronyaev for useful discussions. V.T. acknowledges Saint Petersburg State University for the research grant 11.38.648.2013. The authors acknowledge discussions of the ^{208}Pb results with Therese Renstrom and Profs. S. Siem, M. Guttormsen and A.C. Larsen from the Oslo group.

References

- [1] T. Belgia, O. Bersillon, R. Capote *et al.*, *Handbook for Calculations of Nuclear Reaction Data, RIPL-2*, IAEA-TECDOC-1506 (IAEA, Vienna, 2006) [<http://www-nds.iaea.org/RIPL-2/>].
- [2] R. Capote, M. Herman, P. Oblozinsky *et al.*, *Nuclear Data Sheets* **110**, 3107 (2009). See also <https://www-nds.iaea.org/RIPL-3>.
- [3] T.S. Belanova, A.V. Ignatyuk, A.B. Pashchenko, V.I. Plyaskin, *Handbook Radiative neutron capture*, (Energoatomizdat, Moscow, 1986).
- [4] S. Kameardzhiev, J. Speth, G. Tertychny, *Phys. Rep.* **393**, 1 (2004).
- [5] V. Tselyaev, *Phys. Rev. C* **75**, 024306 (2007).
- [6] M. Herman, R. Capote, B.V. Carlson *et al.*, *Nucl. Data Sheets*, **108** (2007) 2655-2715. See also <http://www.nndc.bnl.gov/empire/index.html>.
- [7] S. Goriely, S. Hilaire, A.J. Koning, *Phys. Rev. C* **78**, 064307 (2008).
- [8] A. Avdeenkov, S. Goriely, S. Kameardzhiev, S. Krewald, *Phys. Rev. C* **83**, 064316 (2011).
- [9] O.I. Achakovskiy, A.V. Avdeenkov, S.P. Kameardzhiev, Oral talk at the NSRT15 Conference, EPJWeb Conf., to be published.
- [10] N. Lyutorovich, V. Tselyaev, J. Speth *et al.*, *Phys. Lett. B* **749**, 292 (2015).
- [11] O. Achakovskiy, A. Avdeenkov, S. Goriely *et al.*, *Phys. Rev. C* **91**, 034620 (2015).
- [12] P. Adrich, A. Klimkiewicz, M. Fallot *et al.*, *Phys. Rev. Lett.* **95**, 132501 (2005).
- [13] N.U.H. Syed, M. Guttormsen, F. Ingelbretsen *et al.*, *Phys. Rev. C* **79**, 024316 (2009).
- [14] D. Savran, T. Aumann, A. Zilges, *Prog. Part. and Nucl. Phys.* **70**, 210 (2013).
- [15] N. Paar, D. Vretenar, E. Khan, G. Colo, *Rep. Prog. Phys.* **70**, 691 (2007).
- [16] N. Ryezayeva, T. Hartmann, Y. Kalmykov *et al.*, *Phys. Rev. Lett.* **89**, 272502 (2002).
- [17] R.C. Greenwood, C.W. Reich, *Phys. Rev. C* **4**, 2249 (1971).
- [18] O.A. Wasson, R.E. Chrien, R.C. Greenwood, Rept. USNDC-7 P36
- [19] S.F. Mughabghab, *Atlas of neutron Resonances, Resonance Parameters and Thermal Cross Sections Z=1-100* (Elsevier, Amsterdam, 2006).
- [20] S.P. Kameardzhiev, S.F. Kovalev, *Phys. Atom. Nucl.* **69**, 418 (2006).