

# Calculating entropy at different scales among diverse communication systems

GERARDO FEBRES<sup>1</sup>, KLAUS JAFFÉ<sup>2</sup>

<sup>1</sup> Dept. de Procesos y Sistemas, Universidad Simón Bolívar, Venezuela. mail@gfebres.net

<sup>2</sup> Laboratorio de Evolución, Universidad Simón Bolívar, Venezuela. kjaffe@usb.ve

*We evaluated the impact of changing the observation scale over the entropy measures for text descriptions. MIDI coded Music, computer code and two human natural languages were studied at the scale of characters, words, and at the Fundamental Scale resulting from adjusting the symbols length used to interpret each text-description until it produced minimum entropy. The results show that the Fundamental Scale method is comparable with the use of words when measuring entropy levels in written texts. However, this method can also be used in communication systems lacking words such as music. Measuring symbolic entropy at the fundamental scale allows to calculate quantitatively, relative levels of complexity for different communication systems. The results open novel vision on differences among the structure of the communication systems studied.*

**Key Words:** Entropy; fundamental scale; language recognition; complexity; music entropy; information

## 1. INTRODUCTION

Ever since his influential paper was published in 1948, Shannon's entropy [1] has been the basis for quantifying information of symbolic systems descriptions. In summary, he postulated that the quantity of information of each description is proportional to the description text entropy. Shannon's work was developed over the basis of a binary communication system consisting of two symbols: zeros and ones. But the principle that relates entropy and information applies also to communication systems of more than two symbols.

Quantitative human natural language comparison has been a matter of study for decades. Some studies Schurmann and Grassberger [2] and Kontoyiannis [3], treat their text objects as large sets of characters. Other studies, Savoy [4, 5], Febres, Jaffe and Gershenson [6] and Febres and Jaffe [7], see texts as words. While the study of texts at the scale of characters misses the features of the natural languages that arise due to the structures composed of symbols to form words, the treatment of texts as exclusively built by words, ignores the presence of important elements that are part of the structure of the communication system. Neither the characters nor the words by themselves represent the actual symbol composition of communication systems. The recently proposed concept of *Fundamental Scale* [8], offers the basis for a proper comparison of different types of communication systems. The representation of communication systems at the fundamental scale also allows to include in the comparison communication systems that do not use words.

In this study we compare music, computer programming code, and two natural languages at several observation scales. For each type of communication system we consider a large number of texts. We measure the impact of changing the observation scale over the entropy measured for each text. Quantitative estimates of entropy were obtained at the scale of

characters and at the fundamental scale calculated for each communication system [8]. When words are meaningful to the communication system, the scale of words was also included in the comparison.

## 2. METHODS

We measured entropy  $h$  and specific diversity  $d$  for text descriptions expressed in four different communication systems: English, Spanish, computer programming code and MIDI music. Entropy calculations are used to estimate the quantity of information required for each text description at three different observation scales: characters, words and the fundamental scale.

### 2.1. Diversity and Entropy

A version of Shannon's entropy [1], adapted for communication systems with more than two symbols [4], was used for these calculations. If the communication system  $\mathbf{B}$  consists of as  $D$  different symbols, thus  $\mathbf{B}$  can be depicted as

$$\mathbf{B} = \{Y_1, \dots, Y_i, \dots, Y_D, \mathbf{P}(Y_i)\} \quad (1)$$

where  $Y_i$  represents each symbol, from  $Y_1$  to  $Y_D$ , used in the message, and  $\mathbf{P}(Y)$  the probability density function which establishes the relative frequencies of appearance of symbols  $Y_i$ . It is worthwhile to mention that symbols  $Y_i$  do not have any syntactical meaning, thus they do not carry any information by themselves.

The quantity of information needed to convey a system description using the set of symbols included in the communication system  $\mathbf{B}$  can be estimated as its entropy  $h$ . Thus

$$h = - \sum_{i=1}^D p_i \log_D p_i, \quad (2)$$

where  $p_i$  refers to the probability of encountering symbol  $Y_i$  within a message described using the communication system  $\mathbf{B}$ . Observe that the base of the logarithm is the symbol diversity  $D$  and therefore values of entropy  $h$  are normalized between zero and one, which is consistent with expressions for normalized entropy values established in previous works by Gershenson and Fernandez [5] and Febres and Jaffe [4].

The specific diversity  $d$  is a normalized index with values between 0 and 1. It expresses the relationship of the number of symbols used—the diversity  $D$ —and the description length  $N$ :

$$d = \frac{D}{N}. \quad (3)$$

A value  $d = 1$  means the description uses each symbol exactly once. In this case, and recalling these symbols are strictly symbolic —i.e. they have null syntactic meaning—, no pattern can be formed and thus, to reproduce the description, it would be needed the transcription of the whole set of symbols, employing the maximum quantity of information that possibly fits into a set of  $D$  different symbols. Equation (2) produces consistent results, since for this case  $p_i = 1/D$  and therefore, all logarithms within the summation end up being 1 and the entropy reaches its maximum  $h = 1$ .

The lowest value the diversity can get is  $D = 1$ . This occurs when the description uses only one symbol and the message consists of a sequence of  $N$  identical symbols. When the diversity is  $D = 1$ , the description can be replaced by indicating the number of symbols  $N$ , therefore the information needed to express the description is just the number  $N$ . In this case,  $p_1 = 1$ , and the

summation of Equation (2) will contain only one summand which leads to an undetermined entropy value.

The cases where  $D = N$  and  $D = 1$  are extremes. In general the diversity  $D$  is an integer number between one and  $N$ . Typically  $D$ , is larger than 2 and thus, there are  $D - 1$  different ways to modify the distribution of symbol probabilities  $p_i$ , as a result, the entropy  $h$  can be thought as a function defined over a dominion of  $D - 1$  dimensions.

## 2.2. Language Scale

As signaled in Expression (1), the specific language used in a message can be described as a symbol set along with the associated symbol frequency distribution. But the specific set of symbols considered as part of the language descriptor, depends on the way the whole message is divided in smaller pieces. The criteria used to segment the message into symbols is commonly called the *observation scale*; or simply the *scale*. Therefore an English text, for example, can be interpreted as a set of characters, a set of words, a set of sentences or any other way to rationally organize the information written in pieces. In this study we quantify the term scale as the number of symbols which the whole message is divided, thus the scale is, according to its definition, equal to the language diversity  $D$ .

We interpret descriptions written in different languages at several scales. We split the messages into characters and words, when the language admits meaningful words. We also interpret the descriptions at their Fundamental Scale as the scale at which the set of symbols lead to a minimal entropy [4].

Music is the superposition of simultaneously performed signals. In contrast to natural languages which can be described as a set of symbols formed by meaningful words, music digital records end up being a sequence of abstract characters. Since the concept of word cannot be applied to music, we do not treat music at the scale of words.

### 2.2.1. The Character's Scale

To observe a description at the character's scale, the text is segmented as a sequence of single characters. In Expression (1) there will be  $D$  different symbols  $Y_i$ , each of which will be an indivisible character. The random variable  $P(Y_i)$  represents the probabilities of occurrence of each character  $Y_i$ . Since this scale is formed by symbols being of the same size, we classify this scale within the category of *regular size scale*.

### 2.2.2. The Word's Scale

At the scale of words symbols are made by words or symbols having a comparable function like words within the written text. Words are sequences of characters (different from a space char) preceded and followed by a space or a punctuation sign. There are several considerations to make a precise interpretation of the elements of a text when the scale of words is adopted. Punctuation signs, as considered above, serve as word delimiters. But they also modify the context of the message. Therefore, the punctuation signs have some meaning and should be considered as words themselves. In general, words as symbols are written with lowercase. In English and Spanish the use of capital letters at the beginning of a word indicates it is a proper name or the beginning of an idea just after a period. Still, a word initiating a sentence and written with its first uppercase letter could be a proper name, and thus should be considered a different symbol from that written with the same sequence of letters with all its characters in lower case. An infallible criterion to recognize words, written with subtle variations, as different symbols is nearly impossible. Nonetheless, we built algorithms to recognize most cases where symbol disambiguation is possible. The criteria used for those algorithms is presented in greater detail in our previous study [6]. In our present study we use the same criteria to recognize and classify words as different symbols.

After recognizing all different words existing in a description, language **B** can be formed by assigning each word to the corresponding instance of variable  $Y_i$ . The random variable  $P(Y_i)$  representing the probabilities of occurrence of each symbol, is determined according to the number of times the symbol  $Y_i$  appears in the text and the total number of symbols  $N$ . Symbols in the scale of words are basically determined by the presence of the space character which works as a symbol delimiter. The symbol lengths is not constant and thus we classify this scale within the category of *symbol delimited-irregular size scale*.

### 2.2.3. The Fundamental Scale

The Fundamental Scale of a description is a set of symbols that minimizes the description's entropy as expressed in Equation (2). The set of symbols must not have any overlapping as they appear in the description's text. Additionally, when symbols are set one after another at their corresponding places within the text, the exact original description must be reproduced. An algorithm for the determination of the Fundamental Scale in one-dimensional descriptions have been presented by Febres and Jaffe [4]; we rely on it to evaluate the entropy and the complexity of descriptions at this scale. To illustrate the results obtained when analyzing an English text at the Fundamental Scale, we include an example in Appendix A.

## 2.3. Scale Downgrading

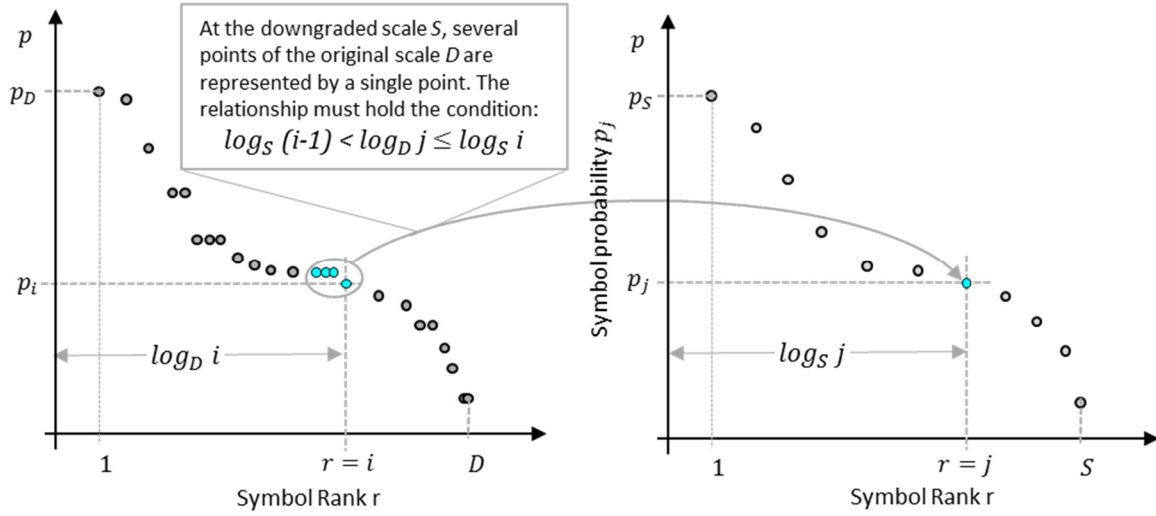
The frequency profile associated to a language is a representation of the language. In a language made of  $D$  different symbols, this representation uses  $D$  values to describe the language. Plotting these values is useful because it permits to graphically observe an abstract description. Depending on the level of detail with which the observer appreciates the description, every value of the frequency of each symbol, may or may not be needed. If for some purpose a rough idea of the profile's shape is sufficient, a smaller number of values can be used. If on the contrary, the observer needs to detail tiny changes in the profile, a higher density of dots will be required to draw these changes of direction. Changing the number of symbols used to describe a system, constitutes a change of the scale of observation of the system; thus we refer to the process of reducing the number of values used to draw the frequency profile as *downgrading the language scale*.

If language **B** introduced in Equation (1) is employed to build a  $N$  symbol long system description, then language **B** can be specified as the set of  $D$  symbols  $Y_i$  and the probability density function  $P(Y_i)$  which establishes the relative frequencies of appearance of the symbols  $f_i$ . Thus, using  $p_i$  to represent the probability of finding symbol  $Y_i$  within the description, we have

$$p_i = p(Y_i) = \frac{f_i}{N} , \quad 1 \leq i \leq D . \quad (4)$$

At this point language **B** is presented at scale  $D$ . To include the observation scale of a language as part of the nomenclature, we add a sub-index to the letter representing the language. Thus, language **B** at some scale  $S$ , where  $1 \leq S \leq D$ , would be denoted as **B<sub>S</sub>**. When the index does not appear, it can be assumed the language is expressed at its original and maximum scale. That is **B** = **B<sub>D</sub>**.

Notice that in this context, a lower scale signals a smaller number of symbols to depict a communication system. That corresponds to a point of view from which less details—and therefore less symbols—are observed. Figure 1 illustrates how the symbols existing at the original scale  $D$  contribute to form groups of symbols which appear at such a probability, that the general shape of the frequency profile is reproduced at the smaller scale  $S$ .



**Figure 1.** Graphic representation of a language scale downgrading from scale  $D$  to scale  $S$  ( $S < D$ ). The total number of points at scale  $D$ , representing  $D$  symbols on the left graph, are transformed in  $S$  points when the language is represented at the scale  $S$ , as in the right graph.

Downgrading a language from scale  $D$  to scale  $S$  can be performed by multiplying the transpose of vector  $\mathbf{P}_D$  by the transformation matrix  $\mathbf{G}_{D,S}$ , as indicated below:

$$\mathbf{P}_S = \mathbf{P}_D^T \cdot \mathbf{G}_{D,S}, \quad (5)$$

$$\mathbf{G}_{D,S} = \begin{bmatrix} G_{1,1} & G_{1,2} & \cdots & G_{1,S} \\ G_{2,1} & \ddots & \cdots & \vdots \\ \vdots & \vdots & G_{i,j} & G_{i,S} \\ \vdots & \vdots & \ddots & \vdots \\ G_{D,1} & \cdots & G_{D,j} & \cdots & G_{D,S} \end{bmatrix}, \quad (6a)$$

$$G_{i,j} = \begin{cases} 1 & \text{if } \log_D(i-1) \leq \log_S j < \log_D i \\ 0 & \text{otherwise.} \end{cases} \quad 1 \leq i \leq D, 1 \leq j \leq S, \quad (6b)$$

$$j = \text{int}(S^{\log_D i}). \quad (6c)$$

This procedure for downgrading the language scale is useful given the frequent requirement of expressing text descriptions at the same scale.

## 2.4. Message Selection.

We applied our methods to messages expressed in three different types of communication systems: natural languages, computer programming code and *MIDI* music. Table 1 shows the number of texts used for each type of communication system.

### 2.4.1. Natural Languages

As messages written in natural languages we include 128 English and 72 Spanish speeches pronounced by politicians, military, writers, scientists, human right defenders and other public

personages. For both, English and Spanish, the length of speeches range from about 200 words to more than 17000 words.

#### 2.4.2. Computer Programing Code

Several computer programming codes, obtained from diverse programing languages are included as artificial language descriptions. Comments within the code are usually written in a natural language. Since recognizing these comments is easy, we could clean up most codes and leave them free of natural language comments. Nevertheless, many programing language symbols are created after English and Spanish words. Therefore, avoiding the presence of some natural language words may not be possible. Table 1 shows the different programming communication systems represented in our experiment.

Meaniful Words			
	Genre/Class	Pieces	Authors
English	Speech	128	108
Sample: I have nothing to offer but blood, toil, tears, and sweat. We have before us an ordeal of the most grievous kind.			
Spanish	Speech	72	56
Sample: Ni en el más delirante de mis sueños, en los días en que escribía Cien Años de Soledad, llegué a imaginar que podría asistir a este acto			
Programming Code	C	7	
	C Sharp	20	
	HTML	2	
	Java	3	
	Mathlab	9	
	php	1	
	Phyton	1	
	Visual Basic	4	
Sample: {class Program {void prime_num;long num;{ bool isPrime = true; for jint i = 0; i = num; i++;{ for jint j = 2; j = num; j++;{ if ji != j && i<j == 0{ isPrime = false;			

Abstract meaning				
	Period/Style	Pieces	Composers	
MIDI Music	Total	438	> 93	
	Medieval	38	12	
	Renaissance	31	10	
	Baroque	42	8	
	Classic	45	7	
	Romantic	89	13	
	Impressionistic	34	4	
	Twenty Century	35	8	
	Movie Themes	18	> 4	
	Rock	24	5	
	Hindu Raga	14	> 1	
	Chinese Traditional	12	> 1	
	Venezuelan	56	> 20	
	Sample: #dnN Q E / # Nd Qd Ed -d ldn- !/_ #_nN Q E / # LX OX CX lZ %Zn1 %2U &UnL O C 2 & JL NL BL 4O (On4 ( 6J *JnJ N B 6 * E? l? L? @?7E +En7 +4? (?nE l L @ 4 ( E? J? >? 6? *?x6?n			

**Table 1.** Number of messages processed for English, Spanish, computer programing code and *MIDI* music. A sample of the texts for each type of communication system is included.

#### 2.4.3. *MIDI* music

Polyphonic music is the result of the superposition of a vast variety of sounds. The information the sheet music may contain a relatively small number of sounds and effects. But the way music sounds, responds not only to the information written on the sheet music. It also brings information about the particular sound of the instrument, the ambient, minor deviations in the pitch and the rhythm, the addition of differences introduced by the interpreter, and innumerable effects, which despite not represented in the music score, are audible and part of the essence of music. Music as written in the sheet music is a discrete information

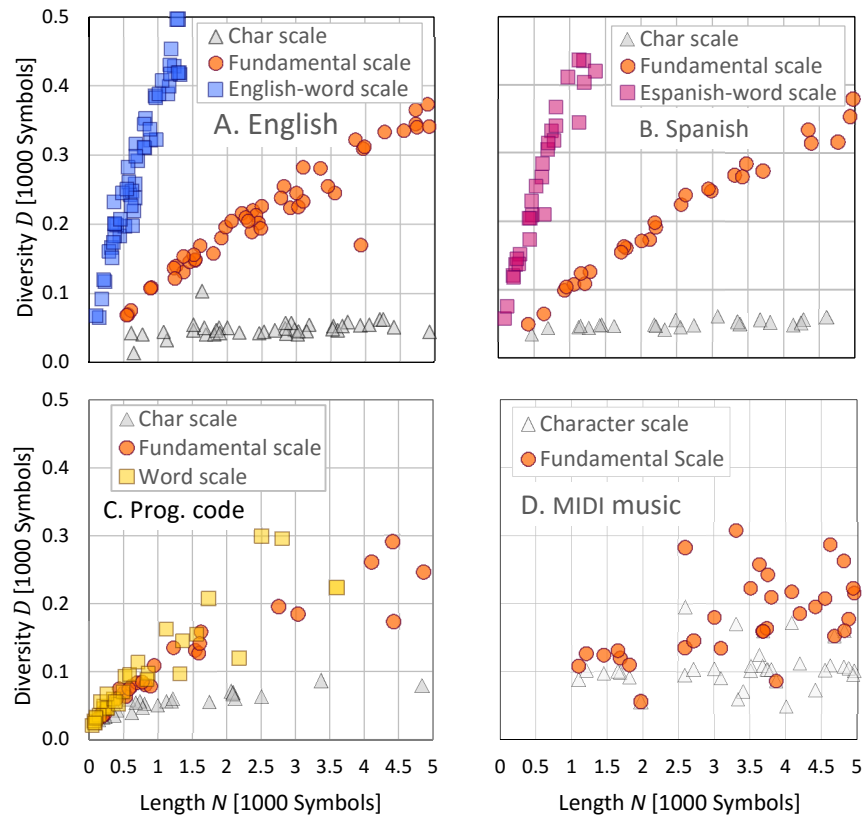
phenomenon, but as it sounds is an analogous process which requires huge information packages to be faithfully recorded.

The digital musical interface *MIDI* is a way of digitizing music as is interpreted. The *MIDI* process converts music into synthetic music. The resulting sequences of discretized sounds are recorded in files with a large, though limited, number of symbols. Taking advantage of this characteristics, we calculated symbol diversity and entropy to hundreds of the almost unlimited *MIDI* music pieces available in Internet.

Most *MIDI* files include metadata at their beginnings and their ends, usually written in English or Spanish. The length of these headers and footers can be considered small compared to the total symbolic description length; since cleaning all files would represent a large non-automated task, we decided not to prune this small amount of noise and leave the files as they show when opened with a *.txt* extension.

### 3. RESULTS

Results are presented in three sets. The first set compares diversity ranges. In a second set the resulting entropy is compared for the communication systems observed at different scales. In the third section we use entropies to calculate the complexity at the fundamental scale for the four types of communication systems considered. In this section we also show an estimation of the length required for messages expressed in each communication system, so that the calculated properties settle down in a stable characteristic value.



**Figure 2.** Diversity  $D$  as a function of the description length  $N$  measured in characters. Descriptions expressed in several types of communication systems: A. English, B. Spanish. C: computer programming code and D: *MIDI* music.

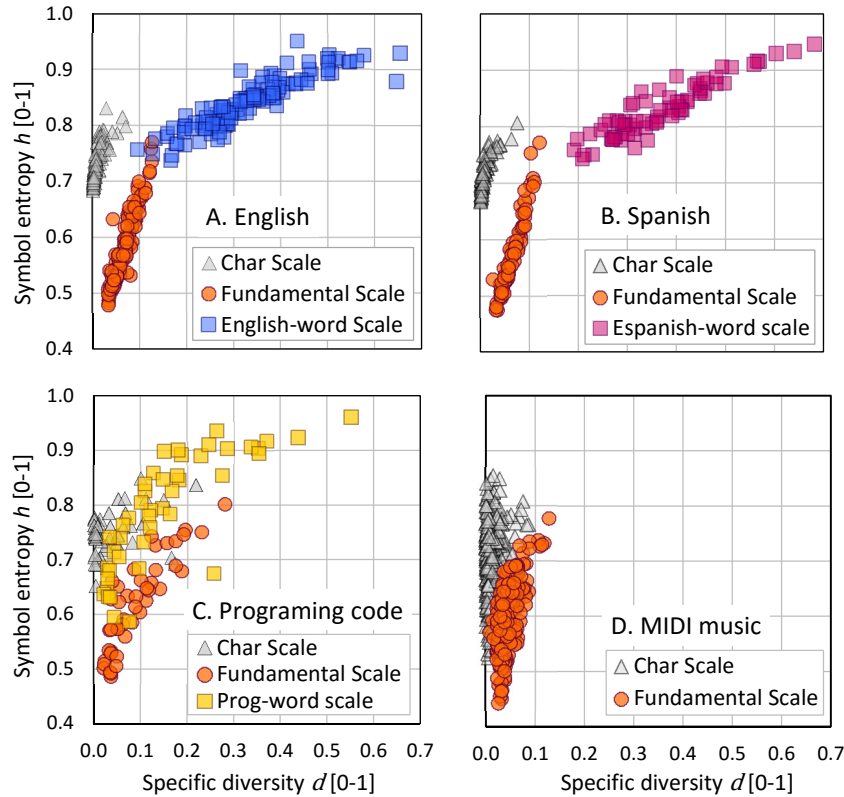
### 3.1. Diversity

Figure 2 presents the diversity vs the message length in symbols for the communication systems studied. Independently of the communication system, at the character scale, only different elementary characters may represent symbols. Not being any possibility for combining characters to form strings, as the description length increases, the number of symbols rapidly saturates and cannot grow above certain number on some hundreds.

At the scale of words the graphs show similar results to those exposed in previous studies [6,7]; diversity behaves accordingly to the Heap's law. Since *MIDI* music descriptions do not contemplate meaning for words, therefore is no representation of diversity at this scale for music. At the fundamental scale diversity also follows the Heap's law; as the text length increases the diversity grows, but it grows at a lower speed for longer texts. Something to highlight is the dramatic reduction of diversity dispersion observable at the fundamental scale. Especially for English and Spanish, there seems to be a narrow band of diversity where the symbol diversity should fit in order to achieve a low entropy. For few texts the diversity falls outside this narrow band, but they should be considered as exceptional cases.

### 3.2. Entropy

For each message represented in Table 1, we computed the entropy measured at the scales considered. Figure 3 shows four graphs where entropy is graphed against specific diversity for each communication system. The markers are colored and shaped differently to facilitate the observation of the corresponding scales at which the calculus belong.



**Figure 3.** Entropy  $h$  as a function of specific diversity  $d$ . Entropies are shown for different observation scales for several types of communication systems: A. English, B. Spanish. C: Computer programming code and D: MIDI music.



As with the diversity, at the fundamental scale the entropy occupies a narrow band in the space entropy-specific diversity. Not surprising here since the symbols were selected precisely to minimize the resulting entropy. For programming code and music the minimal entropy space found is not as reduced as for English and Spanish. Perhaps a consequence of the less restrictive subtypes of communication systems considered as computer programming code and music.

### 3.3. Symbol Frequency Profiles

We compared the profiles of the four communication systems considered. Each communication system is represented as the set of symbols resulting from the union of all the independent pieces belonging to each system. Thus, four large descriptions were processed to produce a profile corresponding to English, Spanish, programming code and MIDI music.

Table 2 shows some properties of these communication systems considered as the union of all descriptions within each class. In order to reduce the number of points from the original number of symbols to 129, the Scale Downgrading calculation explained in Section 2.3 was applied. The Scale Downgrading is useful to normalize the scale of observation bringing the symbol diversity to a specified number while keeping the general shape of the frequency profile shown with log-log axes. Figure 4 shows the resulting symbol frequency profiles representing each communication system studied.

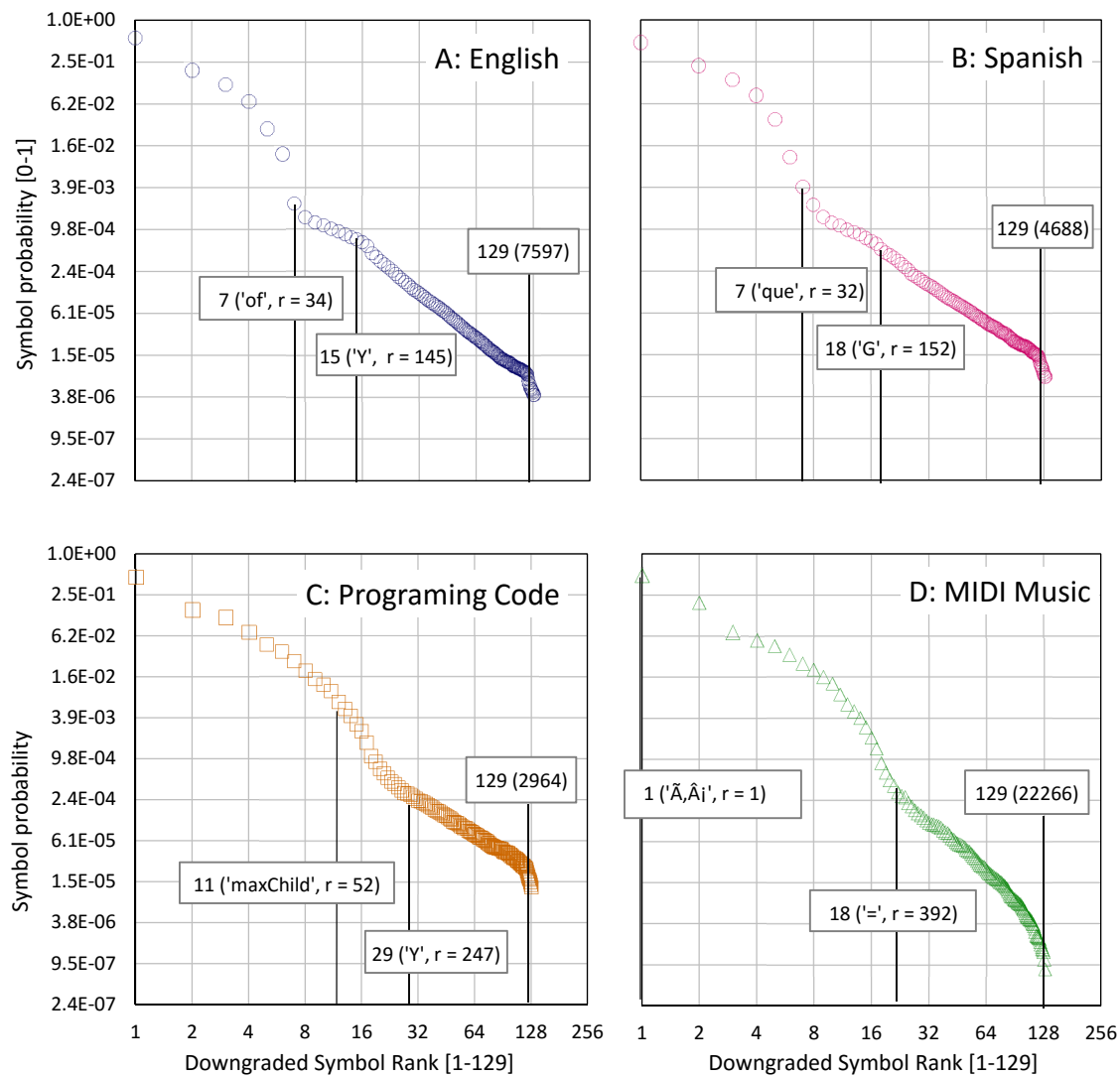
Communication systems' properties								
	Length $N$	Diversity $D$	specific diversity $d$	Entropy $h$	Approx. transition from single-char. symbol to multiple-char. symbol			
					Highest ranked multi- char symbol		Lowest ranked single- char symbol	
					Symbol	Rank	Symbol	Rank
English	1626927	7597	0.00467	0.430	of	34	Y	145
Spanish	984044	4688	0.00476	0.440	que	32	G	152
Prog. code	958547	2964	0.00309	0.541	maxChild	52	Y	247
MIDI music	14592192	22266	0.00153	0.564	Ã,Âj	1	=	432

**Table 2:** Properties of different communication systems considered as the union of all messages expressed in English, Spanish, computer programming code, and MIDI music.

Graphs in Figure 4 allow to compare different communication systems at their fundamental scale. English and Spanish's profiles are very similar. The most frequent symbol is the space ' ', revealing that this particular character is for these languages, more than an actual symbol, part of the protocol used to indicate the start and the end of words. Both profiles exhibit two clearly differentiable ranges of behavior: a first rank range where the profile's slope increases its negative value, and a second rank range where the log-log profile's slope keeps nearly constant until no additional symbol exist and the frequency profile drops suddenly. Even though programming code and MIDI music exhibit a softer transition between these phases of behavior, they do show changes in their profile shapes according to the range of symbol ranking where it is observed.

For natural languages, English and Spanish, the transition between the two profile ranges appears as a nearly straight segment connecting them. Since single-character symbols fit in every place the character appears, they are useful to fill the interstice left in between longer symbols formed by several characters. Thus, it should be expected the communication system's

alphabet and the punctuation signs to occupy, most of the head of the frequency distribution range, leaving the range of the tail for the longer and less frequent symbols. To ease the visualization of this effect, Figure 4 shows tags with the lowest ranked single-character symbols as well as the highest ranked multi-char symbols. Notice how these tags indicate the location of the profile's transition for English, Spanish and programming code, suggesting that the change of profile behavior is related to the number of characters forming each symbol.



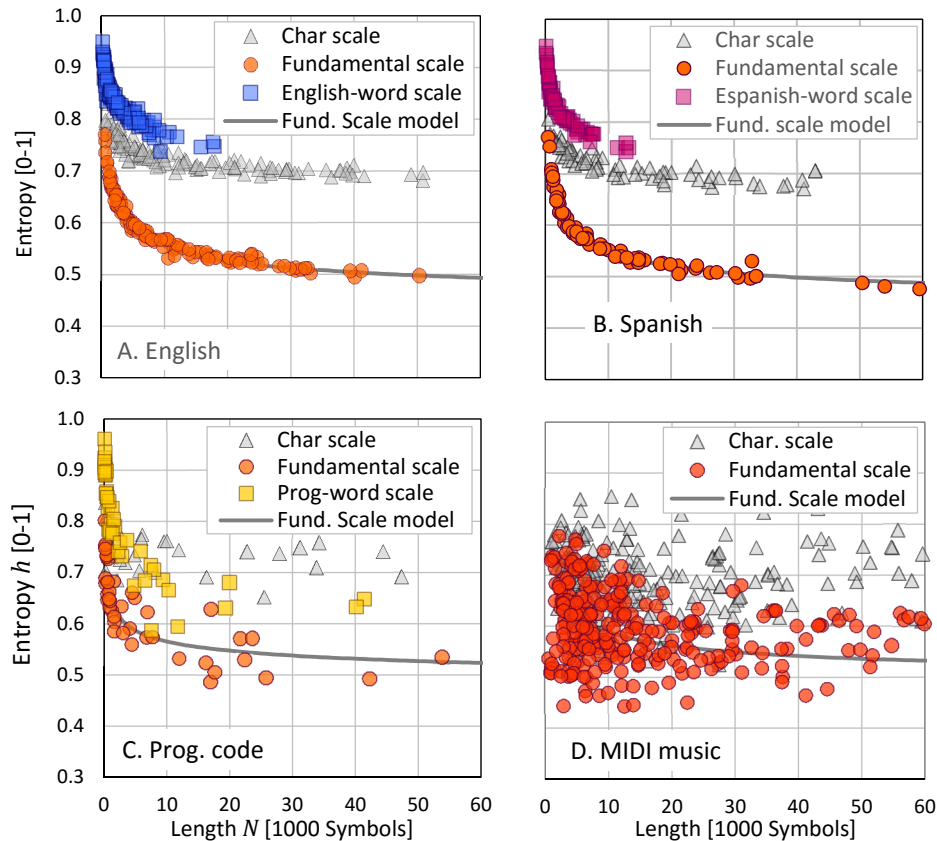
**Figure 4.** Probability profiles for several communication systems. A: English, B: Spanish, C: Programming code, D: MIDI music. All symbol rank axes are downgraded to the scale of 129. Numbers in tags show the symbol rank of the first multi-char. symbol and the last single-char. symbol as well as their corresponding symbol rank at the original scale (before downgrading). At the right end of each profile, the tags show the downgraded scale and the non-downgraded (original) scale.

The profile for MIDI music, represented in Figure 4D, shows a different behavior from those formerly viewed. For music the tendency of single-character symbols to occupy the highest ranked positions is not as dominant as it is for the natural languages and programming code.

In fact the most frequent symbol —the symbol ranked as  $r = 1$ — is the 4-character symbol 'Ã,Â'. Thus, the MIDI music profile starts right away with the transition from a phase with only single-character symbols, which does not manifest, to a phase dominated by longer and less frequent symbols at the profile's tail. For music as represented in computer files, there is no alphabet. Single characters symbols are not limited to the 26 or 28 letters of any alphabet. MIDI files, on the contrary, employ about 400 characters available in the Unicode character set. This explains why the transition range for music, ending with the least frequent single-char. Symbol, is around the 400<sup>th</sup> ranked symbol.

### 3.4 Stabilization Length

Figure 5 shows the values of entropy for the communication systems studied. English, Spanish and programming code are observed at the word, character and fundamental scales. MIDI music is observed at the character and the fundamental scale. Graphs included in Figure 5 show how entropy at all scales tend to decrease with the description length. For character and word scales, entropy seems to diminish indefinitely. At the fundamental scale all communication systems require some text length in order to 'develop' the value of entropy. There appears to an asymptotic value at which the entropy to settles. We will call the entropy stabilization value  $h_s$ .



**Figure 5.** Entropy  $h$  vs description length  $N$  in characters. Graphs show the relationship between entropy and length for descriptions expressed in several types of communication systems: A. English, B: Spanish. C: Computer programming code and D: *MIDI* music.

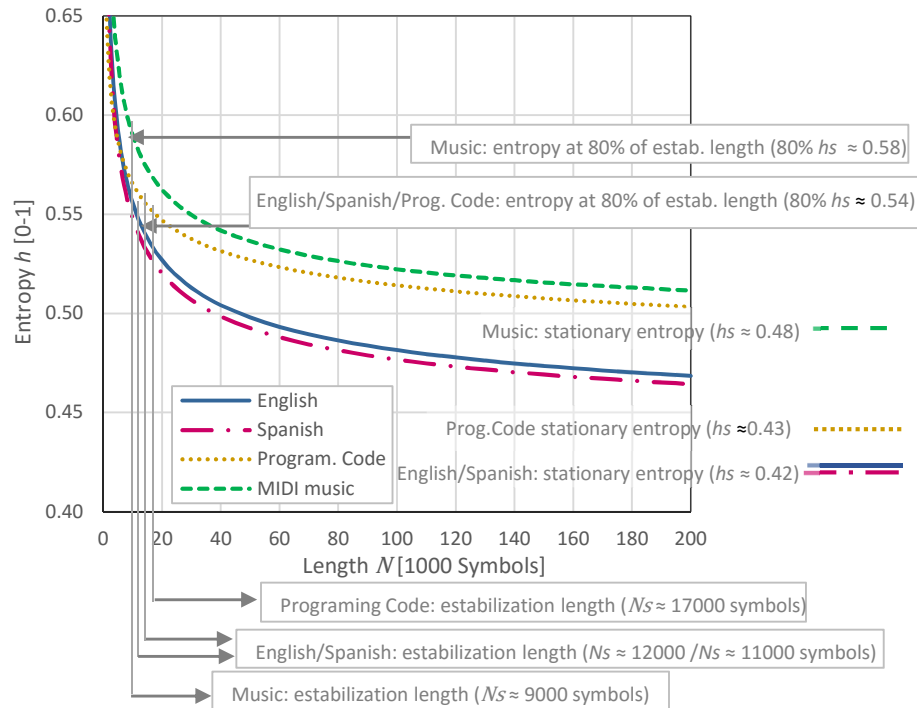
In order to estimate the stabilization value, we built models of entropy as a function of the message length  $N$  measured in symbols

$$h \approx 1 - h_s + \frac{1}{\mu \cdot N^\nu} \quad (7)$$

The parameters  $\mu$  and  $\nu$  are adjusted to minimize the error respect the real values presented in Figure 5. The values determined for the best minimal squared error fit at the fundamental scales are the following:

English:	$h_s = 0.421$	$\mu = 0.301$	$\nu = 0.348$
Spanish:	$h_s = 0.419$	$\mu = 0.315$	$\nu = 0.348$
Programing code:	$h_s = 0.439$	$\mu = 0.997$	$\nu = 0.225$
MIDI music:	$h_s = 0.479$	$\mu = 0.213$	$\nu = 0.407$

Figure 6 shows the expected entropy values from very short messages to the range of long messages, where expected entropy values become almost static. The rate at which the expected entropy approximates the established value  $h_s$ , is an indication of the length needed for a communication system to organize itself and reduce the entropy to convey the message. We arbitrarily set the lower limit of this range as the length at which the communication system's complexity reaches 80% of its settlement value. We refer to that value as the Stabilization Length  $N_s$  and we measure it in characters. Once the considered stable range of entropy is numerically defined, the communication systems can be characterized by specific diversity and entropy found within their respective ranges.



**Figure 6.** Model of entropy  $h$  vs description length  $N$  in characters. Graphs show the relationship between entropy and length for descriptions expressed in several types of communication systems.

The results of this characterization are included in Table 3. The Student t-tests p-values indicate that only for English and Spanish, their specific diversity and entropy of could come from similar distributions. All other combination of communication systems studied, are definitively different since the null hypothesis is discarded by the Student t-tests. The upper section of Table 3 includes averages and standard deviations for the specific diversity  $d$  and the entropy  $h$  of the communication systems studied. We shall highlight how smaller the standard deviation for the entropy of natural languages is as compared to the entropy's standard deviation of music and artificial languages.

Specific diversity and entropy for several types of communication systems at their fundamental scales						
		Stabilization				
		length $N_s$	specific diversity $d$		entropy $h$	
Language Type	Specific Language	[symbols]	Average	Std. Dev.	Average	Std. Dev.*
Human natural	<b>English</b>	12000	0.0460	0.00720	0.5239	0.0066
	<b>Spanish</b>	11000	0.0459	0.00755	0.5167	0.0060
Artificial	<b>Comp. prog. Code</b>	17000	0.0321	0.00824	0.5173	0.0221
Music	<b>MIDI music</b>	9000	0.0398	0.01266	0.5732	0.0517
Student t-tests						
				specific diversity $d$	entropy $h$	
Distributions 1-2		$n_{s1}$	$n_{s2}$	p-value	p-value	
<b>English Spanish</b>		47	32	0.9598	0.0946	
<b>English Comp.prog.</b>		47	11	<b>0.0011</b>	0.4666	
<b>English Music</b>		47	190	<b>&lt; 0.0001</b>	<b>&lt; 0.0001</b>	
<b>Spanish Comp.prog.</b>		32	11	<b>0.0011</b>	0.9534	
<b>Spanish Music</b>		32	190	<b>0.0005</b>	<b>&lt; 0.0001</b>	
<b>Comp. prog. Music</b>		11	190	<b>0.0324</b>	<b>0.0001</b>	

\* Standard deviation for entropy  $h$  is calculated with respect to the value returned by the Fundamental Scale entropy model (Equation 7) at each description length  $L$  measured in symbols.

**Table 3.** Average and standard deviation of the specific diversity, entropy and complexity for different types of communication systems, measured at the Fundamental Scale.

#### 4. DISCUSSIONS

Human natural languages like English, Spanish or Chinese are syntactical. In their written form, they are constructed with symbols with an assigned meaning. The meaning of a symbol may vary slightly from an interpreter to another. And it may slowly change with time. In fact, the symbol itself can even become obsolete and disappear completely from the active version of the language.

Music language, in contrast, is made out of the effects obtained with combinations of sounds produced at different pitches, durations and time phases [10]. In spite of the audible essence of music, the sounds it is made of, can be coded as texts. In the context of this study we consider those music text-codes as musical language. Whether this conception of musical language actually represents the musical phenomena, is one the questions this study intends to answer.

Artificial languages, on the other hand, are represented in this study as algorithms coded in different programming languages. Computer programming languages are designed to give instructions to machines, but they are constructed using human natural languages symbols to produce the structures which can be designed by humans. Computer programming languages are therefore a sort of instructional language based on natural language symbols. Artificial languages are specialized but very precise.

#### 4.1. Diversity and Entropy

Figure 1 shows diversity as a function of message length. For natural languages at the fundamental scale this function exhibits very little deviation, suggesting that at fundamental scale the diversity is a function almost exclusively dependent of the description's length. Similarly, Figure 2 shows fundamental symbol entropy as a function specific diversity. Again, for natural languages the entropy is dominated by the specific diversity.

At the scale of words, Spanish shows a slightly lower entropy than English; confirming previous results presented in [6]. But at the fundamental scale and at character scale, English and Spanish do not show any important difference. For programming code the diversity, as well as the entropy, both measured at the scale of words, show high dispersion. An indication that words have little or no meaning for this kind of communication system. At its fundamental scale the dispersion of entropy reduces considerably but still is high compared to its counterpart for natural languages. The mix of many different programming languages in the same category may be an explanation. There is no word's scale for music. At its fundamental scale MIDI music shows the lowest specific diversity of all communication systems studied. This may be due to the nature of *MIDI* coding which in fact simplifies information during the digitizing process which basically consists of limiting the diversity of symbols associated to sound spectrum.

The values of diversity and the entropy computed at the fundamental scale, do not carry any distortion that may have been introduced by assuming a size of the scale, as is the case of the character's scale, or by assuming a symbol delimiter, as is the case of the scale of words. Graphs of diversity and entropy at the fundamental scale have been included in Figure 4 and Figure 5 to highlight the differences of those communication system's properties at that scale.

For English and Spanish at their fundamental scales, the symbol entropy is proportional to the specific diversity. For music, on the other hand, entropy shows more dispersion. Perhaps a consequence of the diversity of music types included in the study, which may behave like having several subtypes of communication systems into the same group.

The diversity of natural languages grows with the message length, behaving with small dispersion around an average value which follows the Heaps law; as expected. For computer programming code, the diversity is definitively lower than the diversity for natural languages. But *MIDI* music, as a communication system, while exhibits a large dispersion of symbolic diversity values, shows its capability to incorporate much richer variety of symbols than any other of the communication systems studied here. Entropy dispersion is conspicuously low in natural languages compared to artificial language and music. This hints to special structure or order in natural languages that is absent in the other two communication systems.

As signaled in Table 1, we included different genres and styles of music; from all over the world and covering more than 700 years of music transformation. Thus the *MIDI* music set studied is itself, a very diverse data set. As with the computer programming codes, here we could regard our set of musical pieces as expressions of many musical sublanguages, and therefore, considerable deviation should be expected for most communication system properties studied. However, there must be other important sources of deviations for the values of communication system properties, since for English and Spanish, in spite of being different expressions of natural languages, the fundamental scale showed overlapping curves of diversity and entropy, as if they were communication systems structurally equivalent.

### 4.3 Symbol Frequency Profiles

The number of characters of the symbols, combined with their relative frequency, are definitively related to the shape of the symbol frequency profile. While in the most frequent symbol region —the head of the ordered distribution— the increasingly negative slope corresponds to a Gaussian distribution of the symbols frequency, the tail of the distribution — where syllabus, word segments, complete words and other multi-character symbols appear— shows a power-law distribution resembling the qualitative profile shape announced by Zipf [8] in his early work.

### 4.2. Description Length.

Languages evolve to respond to '*stimuli*' of different kind exerted by the environment. For a human natural language for example, it is intuitively clear how people are prone to use more frequently those words which are written and pronounced using less space and time; this effect is the main argument behind the Zipf's principle of least effort [8] and the readability formulas for English [9] and Spanish [10].

The connection between word-entropy and readability for English and Spanish was explored by Febres and Jaffe [7]. Their findings signal a relationship between average word-length and sentence-length and symbolic entropy. Moreover, Febres and Jaffe show this numeric relationship goes beyond a mere quantitative effect and actually represents the possibility for evaluating styles of writing.

Of all communication systems studied here, English and Spanish show the lowest symbolic entropy. Reinforcing the idea that natural languages have evolved to be effective using resources in the transmission process, and being effective in the mutual understanding and coherence of the information shared by emitter and receiver. On the other side, MIDI music shows a more entropic distribution of symbols. This implies less compact messages. Music patterns are interconnected in such a way that anyone can detect a sound that does not correspond to a melody or polyphonic set of sounds. Even when listening a musical work for first time, a reasonably trained ear person may have a precise idea of what the short-time horizon sounds are expected. This effect of music language may explain why the complexity establishment length is so little for music; most music pieces expose their main theme rapidly; in very few compasses. Thus, the musical communication system requires shorter string lengths to develop its message.

For music the compactness of the message is not as important as it is for human natural languages. Music pursues other objectives not necessarily constrained in time and text length as English and Spanish do. Thereof, musical expressions have evolved not to be short but to produce certain feelings and sensations.

Entropy stabilization value  $h_s$  is approximately 0.45 (range 0.419 to 0.479) suggesting an optimal complexity for all communication systems studied.

### 4.3. About the forces shaping languages

Our results show a connection among communication system properties as specific diversity and entropy. Observing the description at their fundamental scale, and obtaining the set of fundamental symbols, we were able to calculate the characteristic properties of communication systems presented in Table 2.

When focusing in the entropy of messages written in English and Spanish as represented in Figures 5 and 6, it can be seen that Spanish has a slightly lower entropy when compared with English. A result that suggests that Spanish, in spite of being formed by a number of words representing only a fraction of English words, is a more structured language. This is a consistent result with those obtained when language complexity was compared at the scale of words in [6], and with results shown in Figures 3 and 5 at the scale of words, where entropy values indicate a little more order for Spanish than for English. Explaining this slight but consistent difference between the complexities of English and Spanish, requires the inclusion of rigorous

linguistics analysis and it lies beyond the purpose of this study. Nevertheless, we are tempted to mention that Spanish is the result of diversification process from Greek and Latin from which it inherited parts of its complex grammar from Latin. On the other hand, Modern English is the result of a conjunction of many dialects and old languages. Its evolution is then, characterize by its capacity to borrow words and to simplify, or to lose, grammar structures.

Natural languages and artificial languages have evolved to transfer and to record, precise complex ideas, the former, and precise instructions the latter. The effectiveness of both types of language rely on the presence of symbols with preconceived and shared meaning articulated by complex grammar rules to ensure the description in the contexts of place, time, actions, conditions, and all other elements that contribute to specify an idea. This functionality, together with the time they have had to evolve, explains the consistency of the entropy values obtained for natural languages.

In contract, musical language uses its capacity to trigger emotions and sensations rather than to convey concepts with preconceived meaning. Music is perceived as sequences of sounds patterns. Even though an almost unlimited sort of sounds can be incorporated to music, and explicit rules govern the essence of music and must be present in any pattern of sounds, for it to be considered as music. But in music the meaning of sounds or patterns of sounds do not have to be predefined. Certainly, there is a connection between sounds, harmonies and music scales with emotions. But that is not the result of a conscious and rational decision; any listener is free to feel and interpret music in a particular and personal fashion.

Having a different function from that of the natural languages, music is not anchored to keep its consistency as time passes; there is no meaning nor structure that music as a language has to maintain for long periods of time or large geographical areas. We think this *freedom* of music, specially manifested during the last two centuries, is the major factor that explains the vast variety of musical classes, genres, styles and even music definitions. Yet, within any branch of the music 'tree' at any time and region, music, as an audible phenomena, must obey a rather rigid network of relationships among its symbols which perhaps bounds the possibility from music being even more complex than it already is. In any case, Figure 5 shows how music exhibit a wide range of entropy values, at any range of the description length. Music initially results from the composer's feelings and inspiration; the composer *designs* his or her music to produce the desired emotions from the pattern of sounds. After being written in the music record, music tend to stick to the established sound structure defined as the style or genre. In music this structure seems to be governed by precise mathematical relations of sound duration and sound frequencies within the rhythms and superimposed accords which make polyphony music. When an instrument is played at an improper time or at an improper pitch, or plays an improper accord, the sound is considered to lose its beauty and in fact it may cause uncomfortable sensations for most listeners [11,12]. Yet some space remains free for the interpreter to alter the sound strictly described in the original music sheet, thereof any different interpretation of a musical piece adds —or subtracts— information to the musical description. Thus, the resulting entropy of a musical piece results from a personal way of using the language, initially imposed by the composer and then adjusted by the musicians who play the piece.

## 5. CONCLUSIONS

The character and word scales are the way we understand human natural languages; they allow us to learn and teach about them. The character scale and the word scale let us to organize complex languages into manageable components, but those scales do not seem to be the way languages, as adaptive entities, organize themselves. On the contrary, the symbols forming a fundamental scale, while being a difficult to set to determine, reveal much of the essence of each language and is a good basis to establish comparisons among languages of different types.

The fundamental scale is formed by those symbols having a dominant role within a description. Being the result of a computation with no assumptions about the size or delimiters



of symbols, and being capable of representing the original description at a minimal length, the Fundamental Scale represents the best single-scale to study one-dimensional languages. Other observation scales may alter the evaluation of languages with the assumptions about their scale and structure, and thus results could be biased or misleading.

Human natural languages have evolved to transmit complex description in a precise and organized way. Being breve without diminishing content and precision, have been always an important aspect of the symbol generation and survival in the for natural language evolution process. This principles, captured in Zipf's law and Flesch's readability formulas, have molded natural languages up to their current status.

Natural languages are more symbolic diverse than music. But natural languages are dominated by grammar in a degree so high, that they show very thin dispersion around average property values. Music language, in its written form has a very limited number of symbols. Yet, due to the variations introduced when music is played, the assembly of sounds which constitute polyphonic music, the different instruments timbers, the rhythm syncopation, and many other effects of music as it sounds, the resulting symbolic diversity of music is, by a wide difference, the highest of all the languages studied.

The objective of music is not evolve to be effective in the sense of transmitting information. It probably evolves with another underlying sense of beauty, very difficult to describe in a quantitative manner. However, there is a fundamental scale for the music language which drives the sound patterns to constitute music. The possibility of knowing about the fundamental scale for specific music types, allows for a deeper studies of music as a language and detailed comparisons of the different types and styles with which music can be written and played.

Finally, being complexity dependent on entropy, an optimal complexity for all communication systems might exist.

## REFERENCES

1. Shannon CE (1948) A mathematical theory of communication. Bell Syst Tech J 27: 379–423. Available: <http://cm.bell-labs.com/cm/ms/what/shannonday/shannon1948.pdf>.
2. Schurmann T, Grassberger P (1996) Entropy estimation of symbol sequences. Chaos 6: 414–427. Available: <http://www.ncbi.nlm.nih.gov/pubmed/12780271>.
3. Kontoyiannis I (1997) The Complexity and Entropy of Literary Styles. 1-15 p.
4. Febres G, Jaffé K (2015) A Fundamental Scale of Descriptions for Analyzing Information Content of Communication Systems. Entropy 17: 1606–1633. doi:10.3390/e17041606.
5. Gershenson C, Fernandez N (2012) Complexity and Information : Measuring Emergence , Self-organization , and Homeostasis at Multiple Scales. Complexity 18: 29–44.
6. Febres G, Jaffé K, Gershenson C (2014) Complexity measurement of natural and artificial languages. Complexity. doi:10.1002/cplx.21529.
7. Febres G, Jaffé K (2015) Quantifying literature quality using complexity criteria. Arxiv:14017077.

8. Zipf GK (1949) Human Behavior and the principle of least effort: An introduction to human ecology. New York: Addison-Wesley.
9. Flesch R (1946) The art of plain talk. New York: Harper & Brothers.
10. Szigrisz Pazos F (1993) Sistemas Predictivos de Legibilidad del Mensaje Escrito: Formula de Perspicuidad Complutense, Universidad.
11. Meyer L (1956) Emotion and meaning in music. Chicago: The University of Chicago Press.
12. Levitin DJ (2006) This Is Your Brain on Music. Penguin Group (USA) Inc.

## APPENDIX A

### Example Text: symbol sets at different scales.

-What is an adverb? An adverb is a word or set of words that modifies verbs, adjectives, or other adverbs. An adverb answers how, when, where, or to what extent, how often or how much (e.g., daily, completely). Rule 1. Many adverbs end with the letters "ly", but many do not. An adverb is a word that changes or simplifies the meaning of a verb, adjective, other adverb, clause, or sentence expressing manner, place, time, or degree. Adverbs typically answer questions such as how?, in what way?, when?, where?, and to what extent?. Adverbs should never be confused with verbs. While verbs are used to describe actions, adverbs are used describe the way verbs are executed. Some adverbs can also modify adjectives as well as other adverbs.

FY Frequency			EY Space occupied			N Message length [symbols]			ø = space = max. symbol length = 13							
Chars Scale			Word Scale						Fundamental Scale							
D = 38    h = 0.8080    Diversity D = 82						Entropy h = 0.9033    Diversity D = 80			Entropy h = 0.7628							
d = 0.0    N    782    Spec. diversity d = 0.7033						Length N    171    Spec. diversity d = 0.1384			Length N    578							
Index	Symbol	FY	Index	Symbol	FY	Index	Symbol	FY	Index	Symbol	FY	EY	Index	Symbol	FY	EY
1	ø	169	1	,	21	41	completely	1	1	ø	100	1	41	ul	2	2
2	e	86	2	.	11	42	)	1	2	e	70	1	42	wi	2	2
3	a	45	3	or	7	43	Rule	1	3	a	40	1	43	io	2	2
4	s	44	4	adverbs	7	44	1	1	4	s	36	1	44	ie	2	2
5	r	44	5	?	6	45	end	1	5	t	36	1	45	im	2	2
6	t	39	6	adverb	5	46	letters	1	6	r	33	1	46	whe	2	3
7	o	34	7	verbs	4	47	ly	1	7	o	22	1	47	øan	2	3
8	d	32	8	how	4	48	but	1	8	n	21	1	48	dif	2	3
9	n	30	9	an	4	49	do	1	9	,	18	1	49	uch	2	3
10	h	28	10	what	4	50	not	1	10	h	17	1	50	,øc	2	3
11	i	25	11	is	3	51	changes	1	11	b	12	1	51	anyø	2	4
12	v	21	12	a	3	52	simplifies	1	12	dv	10	2	52	wordø	2	5
13	b	21	13	other	3	53	meaning	1	13	d	9	1	53	describ	2	7
14	w	21	14	to	3	54	verb	1	14	c	8	1	54	.øAdv erb	2	8
15	,	21	15	the	3	55	adjective	1	15	u	7	1	55	ød	1	2
16	c	17	16	as	3	56	clause	1	16	l	6	1	56	øv	1	2
17	l	16	17	are	3	57	sentence	1	17	?	6	1	57	word	1	4
18	.	11	18	word	2	58	expressing	1	18	wh	6	2	58	yø	1	2
19	u	11	19	ot	2	59	manner	1	19	w	5	1	59	ma	1	2
20	m	10	20	that	2	60	place	1	20	i	5	1	60	t	1	1
21	y	10	21	adjectives	2	61	time	1	21	.	4	2	61	ns	1	2
22	t	7	22	when	2	62	degree	1	22	g	4	1	62	An	1	2
23	?	6	23	where	2	63	typically	1	23	x	4	1	63	w	1	2
24	A	5	24	extent	2	64	answer	1	24	ly	4	2	64	b,	1	2
25	g	5	25	with	2	65	questions	1	25	m	4	1	65	v	1	1
26	p	5	26	"	2	66	such	1	26	verbs	4	5	66	-	1	1
27	x	4	27	used	2	67	in	1	27	y	3	1	67	(	1	1
28	j	3	28	describe	2	68	why	1	28	p	3	1	68	)	1	1
29	W	2	29	many	2	69	and	1	29	dj	3	2	69	R	1	1
30	"	2	30	-	1	70	should	1	30	øot	3	3	70	l	1	1
31	-	1	31	set	1	71	never	1	31	ctiv	3	4	71	M	1	1
32	(	1	32	words	1	72	be	1	32	.øA	2	3	72	q	1	1
33	)	1	33	modities	1	73	confused	1	33	.	2	1	73	S	1	1
34	R	1	34	answers	1	74	While	1	34	W	2	1	74	ho	1	2
35	l	1	35	often	1	75	actions	1	35	"	2	1	75	øm	1	2
36	M	1	36	much	1	76	way	1	36	ow	2	2	76	ng	1	2
37	q	1	37	€	1	77	executed	1	37	me	2	2	77	it	1	2
38	S	1	38	e	1	78	Some	1	38	ie	2	2	78	in	1	2
			39	g	1	79	can	1	39	øi	2	2	79	on	1	2
			40	daily	1	80	also	1	40	pl	2	2	80	si	1	2
						81	modify	1								
						82	well	1								

## APPENDIX B

[EnglishProperties.htm](#)

English Properties at Different Scales									
Message Name	<i>L</i> = Length			<i>c</i> = Complexity			<i>[w]</i> = [words]		
	<i>d</i> = Specific Diversity			<i>[F.S.]</i> = [Fundamental Symbols]					
	<i>h</i> = entropy			<i>[chrs]</i> = [characters]			<i>[0-1]</i> = between 0 and 1		
	At Char Scale			At Fundamental Scale			At Word Scale		
	<i>L</i>	<i>d</i>	<i>h</i>	<i>L</i>	<i>d</i>	<i>h</i>	<i>L</i>	<i>d</i>	<i>h</i>
	[chrs]	[0-1]	[0-1]	[F.S.]	[0-1]	[0-1]	[w]	[0-1]	[0-1]
1381.JohnBall.txt	1122	0.0294	0.830	899	0.121	0.715	227	0.515	0.914
1601.Hamlet.txt	645	0.0220	0.792	563	0.124	0.758	150	0.435	0.950
1588.QueenElizabethI.txt	1635	0.0636	0.815	1256	0.111	0.688	359	0.647	0.879
1601.QueenElizabethI.txt	5451	0.0097	0.744	4275	0.078	0.607	1140	0.340	0.865
1851.SojournerTruth.txt	1881	0.0271	0.748	1529	0.097	0.666	443	0.413	0.911
1877.ChiefJoseph.txt	770	0.0532	0.786	603	0.126	0.736	183	0.503	0.926
1901.MarkTwain.txt	2971	0.0162	0.755	2366	0.093	0.633	669	0.386	0.889
1923.BS.Eng.WilliamButlerYeats.txt	1689	0.0243	0.791	1363	0.096	0.691	320	0.522	0.920
1932.MargaretSanger.txt	6123	0.0085	0.737	4722	0.077	0.586	1162	0.343	0.847
1936.KingEdwardVIII.txt	2850	0.0147	0.788	2208	0.098	0.653	596	0.408	0.875
1938.BS.PearlBuck.txt	2458	0.0175	0.779	1911	0.094	0.660	520	0.379	0.893
1940.05.WinstonChurchill.txt	3530	0.0150	0.744	2910	0.077	0.646	703	0.415	0.873
1941.FranklinDRoosevelt.txt	3184	0.0173	0.747	2496	0.091	0.634	574	0.455	0.881
1942.MahatmaGandhi.txt	6106	0.0097	0.725	4724	0.073	0.604	1234	0.347	0.855
1944.DwightEisenhower.txt	1076	0.0418	0.788	885	0.122	0.718	208	0.577	0.925
1944.GeorgePatton.txt	3919	0.0138	0.744	3026	0.074	0.639	890	0.361	0.886
1946.WinstonChurchill.txt	6633	0.0089	0.725	5139	0.080	0.587	1285	0.388	0.850
1949.BS.Eng.WilliamFaulkner.txt	3016	0.0136	0.780	2414	0.088	0.646	622	0.399	0.884
1954.BS.Eng.ErnestHemingway.txt	1808	0.0227	0.777	1452	0.101	0.673	367	0.499	0.919
1961.11.JohnFKennedy.txt	3596	0.0131	0.760	2816	0.091	0.629	680	0.465	0.892
1962.BS.Eng.JohnSteinbeck.txt	4925	0.0091	0.769	3852	0.084	0.616	952	0.404	0.859
1963.06.26.JohnFKennedy.txt	3146	0.0146	0.761	2452	0.082	0.633	665	0.358	0.875
1964.05.LyndonBJohnson.txt	5975	0.0095	0.729	4742	0.072	0.600	1168	0.368	0.848
1964.LadybirdJohnson.txt	4205	0.0150	0.719	3347	0.084	0.621	818	0.432	0.876
1964.MartinLutherKing.txt	6667	0.0081	0.738	5006	0.076	0.592	1266	0.393	0.862
1968.RobertFKennedy.txt	3025	0.0152	0.765	2353	0.080	0.636	629	0.315	0.898
1969.IndiraGhandi.txt	5279	0.0100	0.746	3962	0.078	0.608	1058	0.386	0.867
1969.ShirleyChisholm.txt	5102	0.0114	0.730	3983	0.078	0.602	967	0.396	0.867
1972.JaneFonda.txt	4053	0.0136	0.744	3095	0.091	0.620	799	0.432	0.873
1976.BS.Eng.SaulBellow.txt	1999	0.0255	0.758	1607	0.105	0.672	397	0.501	0.912
1981.RonaldReagan.txt	5877	0.0095	0.732	4552	0.074	0.599	1183	0.383	0.856
1983.BS.Eng.WilliamGolding.txt	1837	0.0256	0.772	1538	0.097	0.684	369	0.545	0.913
1986.BS.Eng.WoleSoyinka.txt	2529	0.0178	0.781	1972	0.099	0.666	482	0.508	0.892
1986.RonaldReagan.txt	3738	0.0158	0.732	3093	0.075	0.635	805	0.385	0.857
1991.BS.Eng.NadineGordimer.txt	2837	0.0176	0.756	2265	0.093	0.651	564	0.500	0.892
1992.BS.Eng.DerekWalcott.txt	611	0.0704	0.798	545	0.127	0.770	104	0.654	0.930
1993.BS.Eng.ToniMorrison.txt	1887	0.0228	0.783	1514	0.103	0.675	368	0.546	0.912
1993.MayaAngelou.txt	3660	0.0145	0.757	3000	0.082	0.644	794	0.392	0.835

	At Char Scale			At Fundamental Scale			At Word Scale		
	<i>L</i>	<i>d</i>	<i>h</i>	<i>L</i>	<i>d</i>	<i>h</i>	<i>L</i>	<i>d</i>	<i>h</i>
<i>Message Name</i>	[chrs]	[0-1]	[0-1]	[F.S.]	[0-1]	[0-1]	[w]	[0-1]	[0-1]
1993.SarahBrady.txt	4409	0.0118	0.752	3555	0.069	0.618	969	0.332	0.869
1993.UrvashiVaid.txt	6545	0.0089	0.737	4895	0.076	0.595	1319	0.315	0.841
1994.NelsonMandela.txt	5181	0.0097	0.748	3930	0.043	0.633	1010	0.384	0.848
1995.BS.Eng.SeamusHeaney.tx	1508	0.0312	0.769	1225	0.112	0.689	287	0.561	0.915
1997.BillClinton.txt	6083	0.0087	0.741	4610	0.084	0.592	1303	0.322	0.845
1997.QueenElizabethII.txt	2172	0.0203	0.771	1795	0.088	0.665	449	0.461	0.900
2001.09.11.GeorgeWBush.txt	3522	0.0139	0.760	2777	0.086	0.637	673	0.443	0.882
2001.09.13.GeorgeWBush.txt	2922	0.0198	0.740	2484	0.078	0.654	550	0.456	0.874
2001.BS.Eng.VSNaipaul.txt	1665	0.0306	0.760	1365	0.113	0.679	348	0.500	0.899
2001.HalleBerry.txt	2840	0.0204	0.748	2303	0.089	0.654	649	0.337	0.849
2002.OprahWinfrey.txt	2685	0.0175	0.769	2061	0.099	0.644	609	0.373	0.865
2003.BethChapman.txt	4257	0.0148	0.720	3452	0.074	0.620	882	0.382	0.877
2003.BS.Eng.JMCoetzee.txt	1510	0.0364	0.757	1239	0.098	0.700	331	0.459	0.913
1606.LancelotAndrewes.txt	41451	0.0017	0.691	32985	0.040	0.503	9291	0.166	0.738
1833.ThomasBabington.txt	81977	0.0009	0.688	62980	0.035	0.487	15668	0.169	0.746
1849.LucretiaMott.txt	38756	0.0017	0.707	30664	0.043	0.509	7577	0.227	0.770
1851.ErnestineLRose.txt	39851	0.0016	0.711	32514	0.036	0.514	8301	0.196	0.764
1861.AbrahamLincoln.txt	20952	0.0027	0.722	16550	0.051	0.537	4007	0.254	0.808
1867.ElizabethCadyStanton.txt	29592	0.0022	0.705	23717	0.036	0.541	5862	0.253	0.784
1890.RusselConwell.txt	81989	0.0009	0.686	63660	0.034	0.483	17795	0.128	0.748
1892.FrancesEWHarper.txt	21988	0.0026	0.719	17224	0.051	0.537	4396	0.283	0.805
1906.MaryChurch.txt	8158	0.0072	0.722	6570	0.070	0.577	1558	0.375	0.852
1909.BS.SelmaLagerlof.txt	10046	0.0061	0.715	8424	0.059	0.568	2301	0.272	0.826
1915.AnnaHoward.txt	50806	0.0014	0.683	40013	0.036	0.496	10652	0.134	0.776
1916.CarrieChapman.txt	31123	0.0023	0.696	24697	0.047	0.521	6127	0.252	0.794
1916.HellenKeller.txt	13143	0.0046	0.724	10498	0.081	0.532	2562	0.335	0.829
1918.WoodrowWilson.txt	15039	0.0043	0.702	12279	0.050	0.555	2753	0.279	0.818
1920.CrystalEastman.txt	10557	0.0051	0.733	8326	0.071	0.564	2136	0.314	0.848
1923.JamesMonroe.txt	6485	0.0076	0.743	5151	0.067	0.596	1178	0.354	0.849
1923.NL.Eng.WilliamButlerYea	21120	0.0031	0.704	16724	0.053	0.539	4258	0.265	0.819
1925.MaryReynolds.txt	17911	0.0031	0.719	14404	0.059	0.535	4340	0.198	0.799
1930.NL.Eng.SinclairLewis.txt	29220	0.0023	0.705	24545	0.040	0.535	5708	0.282	0.799
1936.EleanorRoosvelt.txt	9186	0.0063	0.710	7082	0.062	0.573	1968	0.233	0.830
1938.NL.PearlBuck.txt	50855	0.0013	0.698	41104	0.033	0.507	10270	0.178	0.767
1940.06.A.WinstonChurchill.tx	19584	0.0035	0.707	15511	0.052	0.545	3784	0.282	0.822
1940.06.B.WinstonChurchill.tx	25152	0.0025	0.715	20006	0.049	0.529	4909	0.242	0.802
1941.HaroldIckes.txt	12131	0.0046	0.736	9806	0.060	0.568	2449	0.295	0.822
1947.GeorgeCMarshall.txt	8669	0.0058	0.746	6843	0.071	0.576	1608	0.363	0.843
1947.HarryTruman.txt	13420	0.0045	0.720	11008	0.056	0.557	2459	0.292	0.821
1948.BS.Eng.ThomasEliot.txt	7381	0.0078	0.724	5864	0.082	0.582	1467	0.344	0.845
1950.MargaretChase.txt	9313	0.0056	0.749	7284	0.071	0.578	1717	0.327	0.845
1950.NL.Eng.BertrandRussell.t	32621	0.0021	0.705	25362	0.049	0.522	5716	0.327	0.821
1953.DwightEisenhower.txt	14887	0.0042	0.709	11441	0.059	0.549	2910	0.285	0.811
1953.NelsonMandela.txt	27937	0.0025	0.703	22128	0.046	0.530	4967	0.289	0.801
1957.MartinLutherKing.txt	39237	0.0018	0.700	31528	0.039	0.510	7953	0.159	0.780
1959.RichardFeynman.txt	39621	0.0018	0.693	31335	0.042	0.511	8218	0.159	0.786

	At Char Scale			At Fundamental Scale			At Word Scale		
	<i>L</i>	<i>d</i>	<i>h</i>	<i>L</i>	<i>d</i>	<i>h</i>	<i>L</i>	<i>d</i>	<i>h</i>
<i>Message Name</i>	[chrs]	[0-1]	[0-1]	[F.S.]	[0-1]	[0-1]	[w]	[0-1]	[0-1]
1961.01.JohnFKennedy.txt	7433	0.0070	0.739	6039	0.070	0.588	1521	0.348	0.852
1961.04.JohnFKennedy.txt	8697	0.0071	0.708	6936	0.068	0.568	1715	0.353	0.845
1961.05.JohnFKennedy.txt	35545	0.0019	0.703	27984	0.048	0.517	6588	0.233	0.799
1962.09.JohnFKennedy.txt	11652	0.0057	0.697	9748	0.061	0.554	2441	0.308	0.827
1962.10.JohnFKennedy.txt	14787	0.0045	0.708	11833	0.056	0.552	2772	0.293	0.829
1962.12.MalcomX.txt	80830	0.0009	0.697	62446	0.034	0.479	17561	0.095	0.757
1963.06.10.JohnFKennedy.txt	18539	0.0035	0.699	14797	0.056	0.545	3680	0.277	0.815
1963.09.20.JohnFKennedy.txt	20998	0.0031	0.706	16571	0.055	0.534	3988	0.273	0.804
1963.MartinLutherKing.txt	8526	0.0063	0.736	6873	0.067	0.586	1731	0.304	0.837
1964.04.MalcomX.txt	15616	0.0044	0.706	11543	0.074	0.537	3381	0.198	0.817
1964.NelsonMandela.txt	63224	0.0012	0.699	50334	0.034	0.498	11935	0.180	0.767
1965.03.LyndonBJohnson.txt	20217	0.0031	0.716	16523	0.049	0.544	4169	0.235	0.805
1965.04.LyndonBJohnson.txt	6171	0.0088	0.733	4919	0.069	0.598	1286	0.326	0.849
1967.MartinLutherKing.txt	37609	0.0018	0.702	30603	0.043	0.514	7366	0.237	0.794
1968.MartinLutherKing.txt	23357	0.0028	0.711	18085	0.051	0.535	5119	0.195	0.793
1969.RichardNixon.txt	26380	0.0027	0.700	20360	0.050	0.524	5070	0.218	0.805
1972.RichardNixon.txt	25132	0.0030	0.690	19868	0.042	0.527	5406	0.172	0.795
1974.RichardNixon.txt	9735	0.0056	0.730	7773	0.064	0.570	1959	0.274	0.833
1976.NL.Eng.SaulBellow.txt	28967	0.0025	0.699	23205	0.046	0.527	5639	0.266	0.799
1979.MargaretThatcher.txt	17079	0.0037	0.715	13812	0.057	0.541	3219	0.312	0.820
1982.RonaldReagan.txt	26695	0.0027	0.695	21482	0.046	0.531	5052	0.277	0.807
1983.NL.Eng.WilliamGolding.tx	24742	0.0026	0.703	20114	0.052	0.534	5150	0.267	0.812
1983.RonaldReagan.txt	26631	0.0025	0.708	21269	0.052	0.528	5236	0.242	0.814
1986.NL.Eng.WoleSoyinka.txt	48990	0.0015	0.695	39377	0.038	0.507	9034	0.280	0.778
1987.RonaldReagan.txt	15753	0.0043	0.705	12717	0.057	0.553	3170	0.296	0.822
1988.AnnRichards.txt	15083	0.0043	0.712	11992	0.057	0.558	3126	0.278	0.827
1991.GeorgeBush.txt	8716	0.0064	0.739	7152	0.069	0.584	1782	0.328	0.844
1991.NL.Eng.NadineGordimer.t	22521	0.0032	0.694	18005	0.052	0.533	4386	0.286	0.802
1992.NL.Eng.DerekWalcott.txt	37759	0.0018	0.702	29694	0.046	0.512	7407	0.266	0.774
1993.NL.Eng.ToniMorrison.txt	17471	0.0035	0.719	13811	0.059	0.549	3492	0.294	0.813
1995.ErikaJong.txt	12131	0.0051	0.717	10030	0.049	0.569	2401	0.252	0.832
1995.HillaryClinton.txt	12878	0.0048	0.714	10546	0.053	0.567	2487	0.289	0.823
1995.NL.Eng.SeamusHeaney.tx	36355	0.0020	0.689	28865	0.045	0.517	7054	0.270	0.787
1997.EarlOfSpencer.txt	6509	0.0078	0.741	5284	0.073	0.598	1327	0.383	0.857
1997.NancyBirdsall.txt	13010	0.0052	0.717	10323	0.055	0.569	2312	0.279	0.833
1997.PrincessDiana.txt	8558	0.0072	0.717	6942	0.071	0.576	1759	0.343	0.849
1999.AnitaRoddick.txt	9966	0.0059	0.722	7987	0.072	0.568	2040	0.313	0.843
2000.CondoleezzaRice.txt	7551	0.0079	0.729	5972	0.073	0.591	1511	0.341	0.854
2000.CourtneyLove.txt	38575	0.0019	0.697	32153	0.041	0.513	8344	0.196	0.799
2001.NL.Eng.VSNaipaul.txt	30520	0.0024	0.697	23708	0.047	0.524	6327	0.194	0.788
2003.NL.Eng.JMCoetzee.txt	20992	0.0028	0.708	16858	0.052	0.531	4593	0.241	0.793
2005.NL.Eng.HaroldPinter.txt	29213	0.0025	0.702	23586	0.041	0.539	5833	0.255	0.803
2005.SteveJobs.txt	12200	0.0056	0.708	9360	0.065	0.568	2615	0.273	0.832
2007.NL.Eng.DorisLessing.txt	26956	0.0024	0.706	21783	0.046	0.524	5898	0.212	0.793

Spanish Properties at Different Scales									
<i>L</i> = Length			<i>c</i> = Complexity			<i>[w]</i> = [words]			
<i>d</i> = Specific Diversity			<i>[F.S.]</i> = [Fundamental Symbols]						
<i>h</i> = entropy			<i>[chrs]</i> = [characters]			<i>[0-1]</i> = between 0 and 1			
Message Name	At Char Scale			At Fundamental Scale			At Word Scale		
	<i>L</i>	<i>d</i>	<i>h</i>	<i>L</i>	<i>d</i>	<i>h</i>	<i>L</i>	<i>d</i>	<i>h</i>
	[chrs]	[0-1]	[0-1]	[F.S.]	[0-1]	[0-1]	[w]	[0-1]	[0-1]
1805.Simon Bolivar.txt	2480	0.0226	0.734	2118	0.0817	0.660	462	0.4978	0.878
1813.Simon Bolivar.txt	4127	0.0119	0.749	3306	0.0811	0.612	739	0.4493	0.864
1830.Simon Bolivar.txt	1120	0.0402	0.768	923	0.1073	0.709	201	0.6020	0.930
1931.Manuel Azana.txt	1617	0.0291	0.763	1282	0.0983	0.675	297	0.5118	0.906
1936.Dolores Ibarruri.txt	3069	0.0199	0.733	2204	0.0867	0.626	641	0.3276	0.863
1936.Jose Buenaventura Durru	3672	0.0155	0.726	2977	0.0820	0.605	690	0.4420	0.877
1938.Dolores Ibarruri.txt	4273	0.0133	0.727	3468	0.0819	0.597	774	0.4109	0.846
1945.Juan Domingo Perón.txt	5861	0.0096	0.726	4760	0.0666	0.596	1192	0.3649	0.866
1959.Fulgencio Batista.txt	466	0.0751	0.806	416	0.1202	0.772	85	0.6824	0.947
1967.BS.Esp.MiguelAngelAsturi	4237	0.0123	0.745	3412	0.0780	0.614	804	0.4216	0.845
1971.BS.Esp.PabloNeruda.txt	2326	0.0181	0.773	1789	0.0900	0.669	468	0.4466	0.859
1973.Bando Nro 5.txt	4601	0.0130	0.717	3711	0.0738	0.599	801	0.4569	0.860
1973.Salvador Allende.txt	3809	0.0139	0.748	2938	0.0841	0.622	700	0.4486	0.868
1976.Jorge Videla.txt	3380	0.0148	0.753	2556	0.0876	0.623	604	0.4371	0.875
1977.BS.Esp.VicenteAleixandre	1265	0.0348	0.775	1059	0.1020	0.698	241	0.5685	0.917
1978.Juan Carlos I.txt	5507	0.0096	0.737	4345	0.0769	0.584	973	0.4224	0.848
1982.BS.Esp.GabrielGarciaMar	2738	0.0175	0.751	2188	0.0905	0.641	522	0.4808	0.876
1982.Leopoldo Galtieri.txt	694	0.0634	0.778	634	0.1025	0.754	119	0.6387	0.934
1990.BS.Esp.OctavioPaz.txt	3345	0.0158	0.740	2619	0.0909	0.625	613	0.4633	0.878
2004.Pilar Manjón.txt	1149	0.0409	0.768	950	0.1095	0.702	209	0.5646	0.917
2008.J. L. Rodriguez Zapatero.t	2549	0.0177	0.767	2005	0.0853	0.647	449	0.4543	0.886
2008.Julio Cobos.txt	1443	0.0340	0.755	1210	0.0901	0.688	280	0.4929	0.907
2010.BS.Esp.MarioVargasLlosa	2179	0.0225	0.752	1756	0.0928	0.654	424	0.4811	0.888
2010.Raúl Castro.txt	1415	0.0339	0.765	1158	0.1071	0.695	260	0.5577	0.912
2010.Sebastian Pinera Echeniq	2203	0.0213	0.757	1718	0.0902	0.648	432	0.4005	0.890
1868.CarlosMCspedes.txt	8081	0.0063	0.736	6361	0.0629	0.582	1457	0.4056	0.836
1819.Simon Bolivar.txt	63674	0.0011	0.696	50374	0.0340	0.488	11502	0.2286	0.751
1912.Emiliano Zapata.txt	14493	0.0041	0.715	11946	0.0483	0.550	2590	0.3610	0.811
1917.Emiliano Zapata.txt	9001	0.0059	0.732	6967	0.0693	0.563	1619	0.4033	0.826
1918.Emiliano Zapata.txt	8025	0.0070	0.724	6515	0.0597	0.584	1438	0.4124	0.830
1933.JAntonioPrimoDeRivera.t	16896	0.0039	0.692	13498	0.0528	0.528	3190	0.3047	0.803
1946.Jorge Eliecer Gaitan.txt	18953	0.0034	0.704	14620	0.0561	0.531	3544	0.2782	0.811
1952.Eva Perón.txt	5672	0.0100	0.721	4383	0.0719	0.588	1124	0.3060	0.839
1959.Fidel Castro.txt	15237	0.0050	0.702	11936	0.0567	0.540	2892	0.2950	0.810
1964.Ernesto Che Guevara.txt	40987	0.0020	0.672	32534	0.0432	0.497	7172	0.2665	0.779
1967.Ernesto Che Guevara.txt	33029	0.0023	0.681	26129	0.0460	0.508	5870	0.2891	0.788
1967.Fidel Castro.txt	30129	0.0023	0.693	23837	0.0424	0.516	5519	0.2232	0.788
1967.NL.Esp.MiguelAngelAsturi	26424	0.0030	0.674	21555	0.0463	0.513	4901	0.3128	0.787
1970.Salvador Allende.txt	11048	0.0056	0.709	8734	0.0600	0.563	1865	0.3850	0.834

<i>Message Name</i>	At Char Scale			At Fundamental Scale			At Word Scale		
	<i>L</i> [chrs]	<i>d</i> [0-1]	<i>h</i> [0-1]	<i>L</i> [F.S.]	<i>d</i> [0-1]	<i>h</i> [0-1]	<i>L</i> [w]	<i>d</i> [0-1]	<i>h</i> [0-1]
1971.Pablo Neruda.txt	19893	0.0031	0.704	15712	0.0538	0.532	3683	0.3503	0.806
1972.Salvador Allende.txt	42804	0.0015	0.706	33483	0.0429	0.501	7417	0.2694	0.778
1973.Augusto Pinochet.txt	23950	0.0025	0.714	18621	0.0491	0.527	4193	0.3146	0.797
1977.NL.Esp.VicenteAleixandre	12379	0.0056	0.695	10068	0.0609	0.552	2379	0.3611	0.818
1979.Adolfo Suarez.txt	79333	0.0009	0.679	61701	0.0349	0.476	13201	0.2120	0.751
1979.Fidel Castro.txt	74583	0.0011	0.669	59493	0.0320	0.476	12838	0.2078	0.743
1981.Adolfo Suarez.txt	7346	0.0065	0.751	5531	0.0674	0.574	1348	0.3116	0.842
1981.Roberto Eduardo Viola.txt	23067	0.0029	0.698	18209	0.0499	0.525	3823	0.3369	0.799
1982.Gabriel Garcia Marquez.t	11419	0.0061	0.693	9358	0.0550	0.555	2095	0.4086	0.831
1982.Felipe González.txt	38382	0.0019	0.681	30636	0.0416	0.499	6592	0.2758	0.782
1983.Raul Alfonsín.txt	18599	0.0034	0.704	14833	0.0501	0.538	3309	0.2950	0.805
1987.Camilo Jose Cela.txt	8301	0.0076	0.714	6554	0.0647	0.575	1591	0.3903	0.830
1989.Carlos Saul Menem.txt	6450	0.0085	0.732	4966	0.0763	0.580	1199	0.3369	0.845
1989.NL.Esp.CamiloJoseCela.t	33979	0.0022	0.676	27214	0.0419	0.509	6293	0.2867	0.777
1990.NL.Esp.OctavioPaz.txt	25831	0.0029	0.685	20968	0.0460	0.518	4836	0.3002	0.788
1992.Rafael Caldera.txt	14167	0.0045	0.700	11091	0.0572	0.539	2504	0.3323	0.810
1996.Jose Maria Aznar.txt	29982	0.0022	0.699	24043	0.0403	0.522	5071	0.2727	0.782
1999.Hugo Chavez.txt	66784	0.0013	0.667	53936	0.0329	0.482	12768	0.1912	0.760
2000.Vicente Fox.txt	42804	0.0015	0.706	33483	0.0429	0.501	7417	0.2694	0.778
2001.Fernando de la Rúa.txt	6342	0.0090	0.723	4926	0.0717	0.588	1129	0.3862	0.853
2005.Daniel Ortega.txt	40751	0.0019	0.689	32819	0.0260	0.530	7651	0.1979	0.778
2006.Alvaro Uribe.txt	26323	0.0026	0.695	21129	0.0475	0.522	4555	0.3407	0.776
2006.Evo Morales.txt	18755	0.0042	0.680	14748	0.0500	0.527	3393	0.2626	0.812
2006.Gaston Acurio.txt	24311	0.0029	0.689	19835	0.0437	0.525	4360	0.2927	0.803
2006.Hugo Chavez.txt	18043	0.0040	0.697	14287	0.0538	0.536	3353	0.2827	0.808
2007.Cristina Kirchner.txt	27524	0.0027	0.692	21156	0.0487	0.506	5008	0.2452	0.795
2007.Daniel Ortega.txt	18653	0.0039	0.687	14823	0.0487	0.533	3373	0.2541	0.805
2010.NL.Esp.MarioVargasLlosa	37797	0.0021	0.677	30184	0.0433	0.507	7034	0.3149	0.763
CamiloJoseCela.LaColmena.No	8041	0.0077	0.710	6548	0.0640	0.573	1623	0.3672	0.829
GabrielGMarquez.DicursoCarta	7397	0.0088	0.706	5891	0.0689	0.576	1443	0.4012	0.844
GabrielGMarquez.MejorOficioC	16483	0.0036	0.712	12920	0.0566	0.537	2949	0.3591	0.808
MarioVargasLlosa.DiscursoBue	10772	0.0061	0.700	8661	0.0637	0.555	1986	0.3912	0.820
OctavioPaz.DiscursoZacatecas.	11767	0.0048	0.718	0	0.0576	0.551	2238	0.3177	0.810



[ProgramingCodeProperties.htm](#)

BoolFuncWithMultiplexerLogic.C.t	3369	0.0258	0.7191	2751	0.0712	0.634	1112	0.1457	0.794
ChainedScatterTable.CSharp.txt	793	0.0668	0.785	605	0.1306	0.727	201	0.2289	0.890
CopyFolderNContent.CSharp.txt	986	0.0517	0.811	687	0.1223	0.743	203	0.2463	0.910
ExtendedEuclidean.C.txt	200	0.1650	0.704	187	0.1872	0.679	88	0.2841	0.904
Factorial.CSharp.txt	138	0.2174	0.837	111	0.2793	0.802	40	0.5500	0.961
FibonacciNumbers.CSharp.txt	229	0.1485	0.809	174	0.2299	0.751	64	0.4375	0.924
GameOfLife.C.txt	729	0.0782	0.763	499	0.1403	0.647	247	0.1862	0.893
HanoiTowers.Java.txt	2055	0.0345	0.761	1526	0.0858	0.683	512	0.1816	0.846
HeapSort.CSharp.txt	768	0.0625	0.759	524	0.1221	0.658	261	0.1801	0.901
HeapSort.Java.txt	1110	0.0514	0.746	808	0.1002	0.663	340	0.1765	0.854
InsertAfterBefore.CSharp.txt	611	0.0655	0.813	393	0.1552	0.731	141	0.2624	0.935
IsPrime.C.txt	572	0.1049	0.766	431	0.1740	0.734	162	0.3519	0.905
Levenberg.MathLab.txt	1728	0.0324	0.733	1214	0.1112	0.625	579	0.1658	0.826
MathLab.Fr.MathLab.txt	5579	0.0133	0.704	4098	0.0639	0.591	1723	0.1207	0.790
MatrixLUDecomp.CSharp.txt	1183	0.0482	0.730	884	0.0894	0.633	420	0.1262	0.858
MatrixLUDecomp.Phyton.txt	2084	0.0331	0.739	1610	0.0981	0.604	702	0.1624	0.783
MetaWords.FormsAnsClasses.CSha	6069	0.0129	0.774	4863	0.0506	0.651	1341	0.1081	0.826
ModularInverse.C.txt	220	0.1727	0.693	218	0.1743	0.689	95	0.3368	0.906
PartDifEqtnsLaplaceEq.MathLab.txt	2113	0.0289	0.685	1574	0.0807	0.585	843	0.1163	0.780
PartDifEqtnsWaveEqtn.MathLab.txt	670	0.0821	0.732	569	0.1318	0.682	249	0.2731	0.854
PermutationAlgorithm.Csharp.txt	2499	0.0256	0.725	1591	0.0886	0.614	825	0.1079	0.839
PermutationAlgorithm.Java.txt	5913	0.0108	0.766	3024	0.0612	0.582	1305	0.0743	0.776
Polinom.CSharp.txt	396	0.1111	0.812	226	0.1947	0.755	92	0.3696	0.917
QuadraticPrograming.CSharp.txt	2078	0.0322	0.785	934	0.1167	0.645	485	0.1464	0.847
QuickSort.CSharp.txt	1204	0.0507	0.744	759	0.1120	0.648	376	0.1516	0.898
SnakeGame.C.txt	4833	0.0166	0.734	4415	0.0392	0.661	1545	0.1003	0.804
Sumation.CSharp.txt	360	0.1000	0.849	188	0.1915	0.746	71	0.3521	0.895
BlowfishEncryption.C.txt	22732	0.0040	0.741	17075	0.0362	0.628	4808	0.2552	0.674
FiniteElements.MathLab.txt	8128	0.0095	0.700	6703	0.0513	0.574	2802	0.1056	0.732
FTPFunctions.CSharp.txt	34172	0.0026	0.758	21721	0.0335	0.571	7410	0.0421	0.714
MathLab.programa2.MathLab.txt	25429	0.0040	0.652	16954	0.0363	0.487	9346	0.0289	0.686
MathLab.Taller.MathLab.txt	9531	0.0069	0.761	4405	0.0661	0.560	2166	0.0559	0.741
MatrixFuncnts.CSharp.txt	16318	0.0053	0.691	11930	0.0370	0.532	5801	0.0336	0.742
MetaWordsMainForm.CSharp.txt	186597	0.0006	0.748	124312	0.0229	0.515	41392	0.0272	0.648
NetPlex.Classes.CSharp.txt	86696	0.0010	0.777	53863	0.0322	0.535	19976	0.0327	0.680
NetPlex.Forms.CSharp.txt	347738	0.0003	0.774	226256	0.0209	0.502	69994	0.0212	0.637
NetPlexMainForm.CSharp.txt	191198	0.0005	0.763	139473	0.0219	0.509	40258	0.0305	0.633
Sociodynamica.Forms.txt	9994	0.0080	0.762	6872	0.0534	0.623	2498	0.1201	0.759
Sociodynamica.Module1.txt	44370	0.0018	0.742	22334	0.0365	0.529	10263	0.0284	0.665
Sociodynamica.Module2.txt	27903	0.0032	0.738	16273	0.0482	0.523	7932	0.0538	0.706
Sociodynamica.Module3.txt	11890	0.0067	0.744	7673	0.0508	0.574	3599	0.0622	0.763
ViscomSoft.ScannerActivex.CSharp.	31157	0.0031	0.748	23600	0.0363	0.572	6483	0.0956	0.684
WebSite.Inmogal.php.txt	75224	0.0014	0.705	42260	0.0363	0.493	19279	0.0339	0.631
WebSite.RistEuropa.Html.txt	47289	0.0021	0.692	25804	0.0350	0.494	11715	0.0430	0.595
WebSite.TiempoReal.Html.txt	33799	0.0026	0.709	17610	0.0474	0.506	7509	0.0752	0.587

## MIDI Music properties At Fundamental Scale

$N$  = Length

$[F.S.]$  = [Fundamental Symbols]

$d$  = Specific Diversity

$[chrs]$  = [characters]

$h$  = entropy

$[w]$  = [words]

$[0-1]$  = between 0 and 1

			At Fundamental Scale		
			$N$	$d$	$h$
Period/Style	Pieces	Composers	[F.S.]	[0-1]	[0-1]
Total	438	>71			
Medieval		12	182839	0.0143	0.6281
Reinainssance		10	308629	0.0215	0.5952
Baroque		8	1396651	0.0222	0.5386
Classical		7	2409305	0.0222	0.5343
Romantic		13	4809201	0.0202	0.5182
Impressionistic		4	1363204	0.0244	0.5139
20th Century		8	1455986	0.0243	0.5220
Chinese		Several	474214	0.0304	0.5414
Hindu-Raga		Several	109055	0.0409	0.6220
Movie Themes		Several	400105	0.0349	0.5781
Rock		5	619413	0.0287	0.4968
Venezuelan		>20	894249	0.0273	0.4549