

# An $\mathcal{O}(\log N)$ Parallel Algorithm for Newton Step Computations with Applications to Moving Horizon Estimation

Isak Nielsen and Daniel Axehill\*

October 11, 2015

## Abstract

In Moving Horizon Estimation (MHE) the computed estimate is found by solving a constrained finite-time optimal estimation problem in real-time at each sample in a receding horizon fashion. The constrained estimation problem can be solved by, *e.g.*, interior-point (IP) or active-set (AS) methods, where the main computational effort in both methods is known to be the computation of the search direction, *i.e.*, the Newton step. This is often done using generic sparsity exploiting algorithms or serial Riccati recursions, but as parallel hardware is becoming more commonly available the need for parallel algorithms for computing the Newton step is increasing. In this paper a tailored, non-iterative parallel algorithm for computing the Newton step using the Riccati recursion is presented. The algorithm exploits the special structure of the Karush-Kuhn-Tucker system for the optimal estimation problem. As a result it is possible to obtain logarithmic complexity growth in the estimation horizon length, which can be used to reduce the computation time for IP and AS methods when applied to what is today considered as challenging estimation problems. Promising numerical results have been obtained by using an ANSI-C implementation of the proposed algorithm running on true parallel hardware. Beyond MHE, due to similarities in the problem structure, the algorithm can be applied to various forms of on-line and off-line smoothing problems.

---

\*I. Nielsen and D. Axehill are with the Division of Automatic Control, Linköping University, SE-58183 Linköping, Sweden, [isak.nielsen@liu.se](mailto:isak.nielsen@liu.se), [daniel.axehill@liu.se](mailto:daniel.axehill@liu.se).

# 1 Introduction

One of the most widely used advanced control strategies in industry today is Model Predictive Control (MPC). In each sample, the MPC strategy requires the solution of a constrained finite-time optimal control (CFTOC) problem on-line, which creates a need for efficient optimization algorithms. It is well-known that the resulting optimization problem obtains a special structure that can be exploited to obtain high-performance linear algebra for computing Newton steps in various setups, see *e.g.* [1–12]. A problem which turns out to have similar problem structure is the Moving Horizon Estimation (MHE) problem, [13, 14]. In MHE, the state-estimate is again obtained as the solution to a highly structured optimization problem solved on-line in a receding horizon fashion. In the same spirit as MPC adds the possibility for optimal control under constraints, MHE adds the possibility for optimal estimation under constraints. It has been shown that problem structure can be exploited also for this application in [13–15]. The optimization problem that is solved on-line in MHE can be shown to have a similar structure to the one in so-called smoothing, [13, 16]. In smoothing, measurements are available along the entire time window of estimation, which means that non-causal estimation can be performed. From a computational point of view, MHE can be interpreted as repeatedly solving smoothing problems in a receding horizon fashion and only the last state estimate is actually returned as an estimate (analogously to that only the first control signal is applied in MPC). Depending on the type of system and problem formulation, the MHE problem can be of different types. MHE can be applied to linear, nonlinear or hybrid systems. Often, the computational effort spent when solving the resulting optimization problem boils down to solving Newton-system-like equations that correspond to an unconstrained finite-time optimal control (UFTOC) problem, [14].

In recent years, the need for parallel algorithms for solving the MPC problem has increased, and much effort in research has been spent on this topic, [17]. In [18] an extended Parallel Cyclic Reduction algorithm is used to reduce the computation of the UFTOC problem to smaller systems of equations that are solved in parallel. The computational complexity of this algorithm is reported to be  $\mathcal{O}(\log N)$ , where  $N$  is the prediction horizon. In [19] and [20] a time-splitting approach to split the prediction horizon into blocks is adopted. The subproblems are connected through common variables and are solved in parallel using Schur complements. The common variables are computed via a consensus step where a dense system of equations involving all common variables is solved serially. In [21] a splitting method based on Alternating Direction Method of Multipliers (ADMM) is used, where some steps of the algorithm can be computed in parallel. In [22] an iterative three-set splitting quadratic programming (QP) solver is developed. In this method several simpler subproblems are computed in parallel and a consensus step using ADMM is performed to obtain the final solution. In [23, 24] a tailored algorithm for solving the Newton step directly (non-iteratively) in parallel for MPC is presented. In that work several subproblems are solved parametrically in parallel by introducing constraints on the terminal states. However, the structure is not exploited when the subproblems

are solved. In [25], it is shown how the Newton step can be computed in parallel while simultaneously exploiting problem structure. In [26] a generic message-passing parallel algorithm for distributed optimization with applications to, *e.g.*, control and estimation, is presented.

The main contribution in this paper is to extend the use of the parallel structure exploiting numerical algorithms for computing Newton steps for MPC presented in [25, 27] to the MHE and smoothing problems. The proposed algorithm can replace existing serial algorithms at the computationally most demanding step when solving various forms of finite horizon optimal estimation problems in practice. The algorithm is tailored for MHE problems and exploits the special structure of the KKT system for such problems. The classical serial Riccati method exploits the causality of the problem and for that reason it is not obvious that it can be split and parallelized in time, especially without involving an iterative consensus step. The main idea is to exploit the problem structure in time and divide the MHE problem in smaller subproblems along the prediction horizon. Consensus is reached directly (non-iteratively) by solving a master problem. This overall structure is similar to what is done in [25], but the result is here extended to the MHE problem. A more detailed presentation of the work in [23] and [25] is given in [27]. Furthermore, the performance of the algorithm is illustrated using an ANSI-C implementation of the proposed algorithm that is executed truly in parallel on a physical computer cluster.

In this paper  $\mathbb{S}_{++}^n$  ( $\mathbb{S}_+^n$ ) denotes symmetric positive (semi) definite matrices with  $n$  columns,  $\mathbb{Z}_{i,j} \triangleq \{i, i+1, \dots, j\}$  and symbols in sans-serif font (*e.g.*  $\mathbf{x}$ ) denote vectors or matrices of stacked components. Furthermore,  $I$  denotes the identity matrix of appropriate dimension, and the product operator is defined as

$$\prod_{t=t_1}^{t_2} A_t \triangleq \begin{cases} A_{t_2} \cdots A_{t_1}, & t_1 \leq t_2 \\ I, & t_1 > t_2. \end{cases} \quad (1)$$

## 2 Problem Formulation

The MHE problem is solved by solving the corresponding inequality constrained optimization problem. This can be done using different types of methods, where two common types are interior-point (IP) and active-set (AS) methods. In both these types of methods the main computational effort is spent when computing the search directions, [28], which is done by solving a sequence of equality constrained QP problems, [2, 14, 15]. The equality constrained convex QP problem

has the structure

$$\begin{aligned}
& \underset{\mathbf{x}, \mathbf{w}, \mathbf{v}}{\text{minimize}} && \frac{1}{2} (x_0 - \tilde{x}_0)^T \tilde{P}_0^{-1} (x_0 - \tilde{x}_0) \\
& && + \frac{1}{2} \sum_{k=0}^{N^{\text{mhe}}} \begin{bmatrix} w_k - \tilde{w}_k \\ v_k - \tilde{v}_k \end{bmatrix}^T \begin{bmatrix} \tilde{Q}_k & \tilde{M}_k \\ \tilde{M}_k^T & \tilde{R}_k \end{bmatrix}^{-1} \begin{bmatrix} w_k - \tilde{w}_k \\ v_k - \tilde{v}_k \end{bmatrix} \\
& \text{subject to} && x_{k+1} = A_k x_k + B_k w_k + a_k, \quad k \in \mathbb{Z}_{0, N^{\text{mhe}}} \\
& && y_k = C_k x_k + v_k + d_k, \quad k \in \mathbb{Z}_{0, N^{\text{mhe}}},
\end{aligned} \tag{2}$$

where  $x_k \in \mathbb{R}^{n_x}$  is the states,  $w_k \in \mathbb{R}^{n_w}$  is the process noise,  $v_k \in \mathbb{R}^{n_y}$  is the sensor noise and  $y_k \in \mathbb{R}^{n_y}$  is the measured output, [14].  $\tilde{x}_0$  and  $\tilde{P}_0$  is the initial state estimate and covariance matrix, respectively. Defining  $x_{-1} \triangleq \tilde{x}_0$  and  $w_{-1} \triangleq x_0 - \tilde{x}_0$  gives the relation  $x_0 = x_{-1} + w_{-1}$ , and it is shown in, *e.g.*, [14] that the QP problem (2) can equivalently be written as a UFTOC problem. By introducing  $N \triangleq N^{\text{mhe}} + 2$ ,  $t \triangleq k + 1$  (*i.e.* shifting time-indices) and using the measurement equation in (2), the problem (2) can be written in the form of a UFTOC problem which will be denoted  $\mathcal{P}(N)$ , *i.e.*,

$$\begin{aligned}
& \underset{\mathbf{x}, \mathbf{w}}{\text{minimize}} && \sum_{t=0}^{N-1} \left( \frac{1}{2} \begin{bmatrix} x_t \\ w_t \end{bmatrix}^T Q_t \begin{bmatrix} x_t \\ w_t \end{bmatrix} + l_t^T \begin{bmatrix} x_t \\ w_t \end{bmatrix} + c_t \right) \\
& && + \frac{1}{2} x_N^T Q_{x,N} x_N + l_N^T x_N + c_N \\
& \text{subject to} && x_0 = \tilde{x}_0 \\
& && x_{t+1} = A_t x_t + B_t w_t + a_t, \quad t \in \mathbb{Z}_{0, N-1}.
\end{aligned} \tag{3}$$

For  $t = 0$  and  $t = N$ , the system matrices are given by

$$Q_0 = \begin{bmatrix} Q_{x,0} & Q_{xu,0} \\ Q_{xu,0}^T & Q_{u,0} \end{bmatrix} \triangleq \begin{bmatrix} 0 & 0 \\ 0 & \tilde{P}_0^{-1} \end{bmatrix}, \quad l_0 \triangleq 0, \quad c_0 \triangleq 0, \tag{4a}$$

$$A_0 \triangleq I, \quad B_0 \triangleq I, \quad a_0 \triangleq 0, \quad Q_{x,N} \triangleq 0, \quad l_{x,N} \triangleq 0, \quad c_N \triangleq 0, \tag{4b}$$

and for  $t \in \mathbb{Z}_{1, N-1}$  they are given by

$$Q_t = \begin{bmatrix} Q_{x,t} & Q_{xu,t} \\ Q_{xu,t}^T & Q_{u,t} \end{bmatrix} \triangleq \begin{bmatrix} C_t^T V_t C_t & -C_t^T S_t \\ -S_t^T C_t & W_t \end{bmatrix} \in \mathbb{S}_+^{n_x + n_w}, \tag{5a}$$

$$l_t \triangleq \begin{bmatrix} l_{x,t} \\ l_{w,t} \end{bmatrix} = \begin{bmatrix} C_t^T (S_t \tilde{w}_t - V_t \tilde{y}_t) \\ S_t^T \tilde{y}_t - W_t \tilde{w}_t \end{bmatrix}, \tag{5b}$$

$$c_t \triangleq \frac{1}{2} \tilde{w}_t^T W_t \tilde{w}_t - \tilde{y}_t^T S_t \tilde{w}_t + \frac{1}{2} \tilde{y}_t^T V_t \tilde{y}_t, \tag{5c}$$

where  $\tilde{y}_t \triangleq y_t - d_t - \tilde{v}_t$  and

$$\begin{bmatrix} W_t & S_t \\ S_t^T & V_t \end{bmatrix} \triangleq \begin{bmatrix} \tilde{Q}_k & \tilde{M}_k \\ \tilde{M}_k^T & \tilde{R}_k \end{bmatrix}^{-1}. \tag{6}$$

For the derivation of the system matrices, see, *e.g.*, [14].

**Remark 1.** *In both IP and AS methods the solution to the original constrained MHE problem is obtained by solving a sequence of UFTOC problems in the form in (3). The number of problems in this sequence is independent of how these UFTOC problems are solved. Since the main computation time is consumed when the UFTOC problems are solved, the overall relative performance gain for solving the entire sequence of problems in order to solve the constrained MHE problem is roughly the same as the relative performance gain obtained when solving a single UFTOC problem.*

### 3 Serial Riccati Recursion

The optimal solution to the UFTOC problem (3) is computed by solving the set of linear equations given by the associated Karush-Kuhn-Tucker (KKT) system. For this problem structure, the KKT system has a very special form that is almost block diagonal and it is well known that it can be factored efficiently using a Riccati factorization [9]. The Riccati factorization is used to factor the KKT coefficient matrix, followed by backward and forward recursions to compute the primal and dual variables. The computational complexity when solving the KKT using the Riccati recursion is reduced from roughly  $\mathcal{O}(N^2) - \mathcal{O}(N^3)$  to  $\mathcal{O}(N)$  compared to solvers that do not exploit sparsity. The Riccati recursion is given by algorithms 1-3, where  $F_t, P_t \in \mathbb{S}_+^{n_x}$ ,  $G_t \in \mathbb{S}_{++}^{n_w}$ ,  $H_t \in \mathbb{R}^{n_x \times n_w}$  and  $K_t \in \mathbb{R}^{n_w \times n_x}$ , [9]. For more background information on Riccati factorizations, see, e.g., [1], [2] or [9].

---

**Algorithm 1** Riccati factorization

---

```

1:  $P_N := Q_{x,N}$ 
2: for  $t = N - 1, \dots, 0$  do
3:    $F_{t+1} := Q_{x,t} + A_t^T P_{t+1} A_t$ 
4:    $G_{t+1} := Q_{w,t} + B_t^T P_{t+1} B_t$ 
5:    $H_{t+1} := Q_{xw,t} + A_t^T P_{t+1} B_t$ 
6:   Compute and store a factorization of  $G_{t+1}$ .
7:   Compute a solution  $K_{t+1}$  to
       $G_{t+1} K_{t+1} = -H_{t+1}^T$ 
8:    $P_t := F_{t+1} - K_{t+1}^T G_{t+1} K_{t+1}$ 
9: end for
```

---

### 4 Problem Decomposition and Reduction

By examining algorithms 1 and 2, it can be seen that given  $P_{\bar{t}}$ ,  $\Psi_{\bar{t}}$  and  $\bar{c}_{\bar{t}}$  the factorization and backward recursion can be computed for  $0 \leq t \leq \bar{t}$ . If these are computed, it follows from Algorithm 3 that given  $x_{\bar{s}}$  the forward recursion can be computed for  $\bar{s} \leq t \leq N$ . Hence, if  $P_{\bar{t}}$ ,  $\Psi_{\bar{t}}$ ,  $\bar{c}_{\bar{t}}$  and  $x_{\bar{s}}$  are known, the Riccati recursion and the primal and dual optimal solution for the interval  $\bar{s} \leq t \leq \bar{t}$

---

**Algorithm 2** Backward recursion

---

```
1:  $\Psi_N := -l_{x,N}$ ,  $\bar{c}_N := c_N$ 
2: for  $t = N - 1, \dots, 0$  do
3:   Compute a solution  $k_{t+1}$  to
      $G_{t+1}k_{t+1} = (B_t^T \Psi_{t+1} - l_{u,t} - B_t^T P_{t+1} a_t)$ 
4:    $\Psi_t := A_t^T \Psi_{t+1} - H_{t+1} k_{t+1} - l_{x,t} - A_t^T P_{t+1} a_t$ 
5:    $\bar{c}_t := \bar{c}_{t+1} + \frac{1}{2} a_t^T P_{t+1} a_t - \Psi_{t+1}^T a_t$ 
      $\quad - \frac{1}{2} k_{t+1}^T G_{t+1} k_{t+1} + c_t$ 
6: end for
```

---

---

**Algorithm 3** Forward recursion

---

```
1:  $x_0 := \tilde{x}_0$ 
2: for  $t = 0, \dots, N - 1$  do
3:    $w_t := k_{t+1} + K_{t+1} x_t$ 
4:    $x_{t+1} := A_t x_t + B_t w_t + a_t$ 
5:    $\lambda_t := P_t x_t - \Psi_t$ 
6: end for
7:  $\lambda_N := P_N x_N - \Psi_N$ 
```

---

can be computed using information from this interval only. As a consequence, provided that  $P_{t_{i+1}}$ ,  $\Psi_{t_{i+1}}$ ,  $\bar{c}_{t_{i+1}}$  and  $x_{t_i}$  are known for  $i \in \mathbb{Z}_{0,p}$  for some  $p$ , it is possible to compute the Riccati recursion and the primal and dual solution in each interval  $t_i \leq t \leq t_{i+1}$  with  $i \in \mathbb{Z}_{0,p}$  independently from the other intervals. This property will be exploited in Section 4.1.

## 4.1 Splitting into independent parts

To decompose the UFTOC problem (3) the prediction horizon is divided into  $p + 1$  intervals, or batches. Now introduce the batch-wise variables  $\mathbf{x}_i$  and  $\mathbf{w}_i$  as

$$\mathbf{x}_i = [x_{0,i}^T \quad \cdots \quad x_{N_i,i}^T]^T \triangleq [x_{t_i}^T \quad \cdots \quad x_{t_{i+1}}^T]^T, \quad (7)$$

$$\mathbf{w}_i = [w_{0,i}^T \quad \cdots \quad w_{N_i-1,i}^T]^T \triangleq [w_{t_i}^T \quad \cdots \quad w_{t_{i+1}-1}^T]^T, \quad (8)$$

where  $N_i$  is the length of batch  $i$ ,  $t_0 = 0$  and  $x_{N_i,i} = x_{0,i+1}$ .

By following the reasoning in the introduction of this section it is possible to compute the Riccati recursion and the optimal value in batch  $i$  if  $\hat{x}_i \triangleq x_{t_i}$ ,  $\hat{P}_{i+1} \triangleq P_{t_{i+1}}$ ,  $\hat{\Psi}_{i+1} \triangleq \Psi_{t_{i+1}}$  and  $\hat{c}_{i+1} \triangleq \bar{c}_{t_{i+1}}$  are known. Hence, if these variables are known for all batches  $i \in \mathbb{Z}_{0,p}$ , the solution to the original UFTOC problem (3) can be computed from  $p + 1$  independent subproblems in the UFTOC form

$$\begin{aligned}
& \underset{\mathbf{x}_i, \mathbf{u}_i}{\text{minimize}} && \sum_{t=0}^{N_i-1} \left( \frac{1}{2} \begin{bmatrix} x_{t,i} \\ w_{t,i} \end{bmatrix}^T Q_{t,i} \begin{bmatrix} x_{t,i} \\ w_{t,i} \end{bmatrix} + l_{t,i}^T \begin{bmatrix} x_{t,i} \\ w_{t,i} \end{bmatrix} + c_{t,i} \right) \\
& && + \frac{1}{2} x_{N_i,i}^T \hat{P}_{i+1} x_{N_i,i} - \hat{\Psi}_{i+1}^T x_{N_i,i} + \hat{c}_{i+1} \\
& \text{subject to} && x_{0,i} = \hat{x}_i \\
& && x_{t+1,i} = A_{t,i} x_{t,i} + B_{t,i} w_{t,i} + a_{t,i}, \quad t \in \mathbb{Z}_{0, N_i-1},
\end{aligned} \tag{9}$$

using  $p+1$  individual Riccati recursions. Here  $Q_{t,i}$ ,  $l_{t,i}$ ,  $c_{t,i}$ ,  $A_{t,i}$ ,  $B_{t,i}$  and  $a_{t,i}$  are defined consistently with  $\mathbf{x}_i$  and  $\mathbf{w}_i$ .

**Remark 2.** *The subproblems in (9) do not have any terminal constraints as in the subproblems in [23]. Here the coupling is instead given by the terminal state cost.*

## 4.2 Eliminate local variables in a subproblem

It will now be shown that even when  $\hat{P}_{i+1}$ ,  $\hat{\Psi}_{i+1}$  and  $\hat{c}_{i+1}$  are not known, it is possible to work on the individual subproblems to eliminate local variables and reduce their sizes. This can be done separately for the  $p+1$  subproblems, which opens up for a structure that can be solved in parallel. The core idea with this approach is that the unknowns  $\hat{P}_{i+1}$  and  $\hat{\Psi}_{i+1}$  will indeed influence the solution of the subproblem, but as soon will be shown the resulting degree of freedom is often very limited compared to the dimension of the full vector  $\mathbf{w}_i$ . The constant  $\hat{c}_{i+1}$  affects the optimal value of the cost function but not the solution.

The following lemma gives an expression for the cost-to-go at state  $x_{t,i}$  in (9) for some  $t$  when  $w_{\tau,i}$  for  $\tau \in \mathbb{Z}_{t, N-1}$  are computed in a certain way, and it will be used to simplify computations.

**Lemma 1.** *Consider a UFTOC problem in the form in (9). Let  $P_{\tau,i}$ ,  $G_{\tau,i}$ ,  $K_{\tau+1,i}$ ,  $\Psi_{\tau,i}$ ,  $k_{\tau+1,i}$  and  $\bar{c}_{\tau,i}$  be computed by algorithms 1 and 2 for fixed  $\hat{P}_{i+1}$ ,  $\hat{\Psi}_{i+1}$  and  $\hat{c}_{i+1}$ , respectively. Furthermore, let  $w_{\tau,i}$  be computed as*

$$w_{\tau,i} = k_{\tau+1,i} + K_{\tau+1,i} x_{\tau,i} + \bar{w}_{\tau,i}, \quad \tau \in \mathbb{Z}_{t, N-1}, \tag{10}$$

where  $\bar{w}_{\tau,i} \in \mathbb{R}^{n_u}$  is an arbitrary vector. Then the cost-to-go at a state  $x_{t,i}$  in (9) is given by

$$\begin{aligned}
\bar{V}(x_{t,i}, \bar{\mathbf{w}}_i) &\triangleq \frac{1}{2} x_{t,i}^T P_{t,i} x_{t,i} - \Psi_{t,i}^T x_{t,i} + \bar{c}_{t,i} + \\
&\quad \frac{1}{2} \sum_{\tau=t}^{N-1} \bar{w}_{\tau,i}^T G_{\tau+1,i} \bar{w}_{\tau,i}.
\end{aligned} \tag{11}$$

*Proof.* For the proof of Lemma 1, see Appendix A.  $\square$

In the remaining part of this section the subindices  $i$  in (9) are omitted for notational brevity, *i.e.*,  $\hat{\Psi}_{i+1}$  is written  $\hat{\Psi}$  etc.

It will now be shown how local variables in a subproblem can be eliminated by exploiting the structure in the subproblem (9). A preliminary feedback given by the Riccati recursion will be used to simplify the reduction of the subproblems. The use of this preliminary feedback is in principle not necessary, but it will later be seen that some computationally demanding key computations can be performed more efficiently by using it. Let the UFTOC problem (9) be factored and solved for  $\hat{P} = 0$ ,  $\hat{\Psi} = 0$  and  $\hat{c} = 0$  using algorithms 1 and 2. The resulting optimal control law for  $\hat{P} = 0$  and  $\hat{\Psi} = 0$  is then  $w_{0,t} = k_{0,t+1} + K_{0,t+1}x_t$  for  $t \in \mathbb{Z}_{0,N-1}$ . The subindex "0" denotes variables that correspond to this preliminary solution.

It will now be investigated how  $w_t$  and the cost function are affected when  $\hat{P} \neq 0$ ,  $\hat{\Psi} \neq 0$  and  $\hat{c} \neq 0$ . Let the contribution to  $w_t$  from the unknown  $\hat{P}$  and  $\hat{\Psi}$  be denoted  $\bar{w}_t \in \mathbb{R}^{n_w}$ . Using the preliminary feedback, which is optimal for  $\hat{P} = 0$  and  $\hat{\Psi} = 0$ ,  $w_t$  can be written

$$w_t = k_{0,t+1} + K_{0,t+1}x_t + \bar{w}_t, \quad t \in \mathbb{Z}_{0,N-1}. \quad (12)$$

Note that  $\bar{w}_t$  is an arbitrary  $n_w$ -vector, hence there is no loss of generality in this assumption. From now on, the control law (12) is used in the subproblem, and it will be shown that the degree of freedom in  $\bar{w}_t$  can be reduced. By defining

$$\bar{Q}_{\bar{w}} \triangleq \begin{bmatrix} G_{0,1} & & \\ & \ddots & \\ & & G_{0,N} \end{bmatrix}, \quad A \triangleq \begin{bmatrix} I \\ \vdots \\ \prod_{t=0}^{N-1} (A_t + B_t K_{0,t+1}) \end{bmatrix} \quad (13a)$$

$$B \triangleq \begin{bmatrix} 0 & 0 & \dots & 0 \\ B_0 & & & \\ \vdots & & \ddots & \\ \prod_{t=1}^{N-1} (A_t + B_t K_{0,t+1}) B_0 & \dots & B_{N-1} \end{bmatrix}, \quad (13b)$$

$$a \triangleq \begin{bmatrix} 0 \\ a_0 + B_0 k_{0,1} \\ \vdots \\ \sum_{\tau=0}^{N-1} \prod_{t=\tau+1}^{N-1} (A_t + B_t K_{0,t+1}) (a_\tau + B_\tau k_{0,\tau+1}) \end{bmatrix}, \quad (13c)$$

and using (12) the states  $x$  can be expressed

$$x = Ax_0 + B\bar{w} + a, \quad (14)$$

where  $\bar{w} \in \mathbb{R}^{Nn_w}$ . The cost function when the control law (12) is used is given by the cost-to-go at  $x_0$  given by Lemma 1 with the terminal cost  $\hat{P} = 0$ ,  $\hat{\Psi} = 0$  and  $\hat{c} = 0$ , *i.e.*,

$$\bar{V}(x_0, \bar{w}) = \frac{1}{2}x_0^T P_{0,0}x_0 - \Psi_{0,0}^T x_0 + \frac{1}{2}\bar{w}^T \bar{Q}_{\bar{w}} \bar{w} + \bar{c}_{0,0}. \quad (15)$$



Here  $P_{0,0}$ ,  $\Psi_{0,0}$  and  $\bar{c}_{0,0}$  are computed by algorithms 1 and 2 with the choice  $\hat{P} = 0$ ,  $\hat{\Psi} = 0$  and  $\hat{c} = 0$ .

Let the last block rows in  $\mathbf{A}$ ,  $\mathbf{a}$  and  $\mathbf{B}$  be denoted as  $\hat{A}$ ,  $\hat{a}$  and  $\mathbf{S}$ . The dynamics equations from  $x_0$  to  $x_N$  are then

$$x_N = \hat{A}x_0 + \mathbf{S}\bar{\mathbf{w}} + \hat{a}. \quad (16)$$

The terminal cost given by  $\hat{P}$ ,  $-\hat{\Psi}$  and  $\hat{c}$  in (9) is (possibly) non-zero. Hence, the total cost in (9) is obtained by adding the non-zero terminal cost to the cost function  $\bar{V}(x_0, \bar{\mathbf{w}})$  in (15). The UFTOC problem (9) is then equivalently

$$\begin{aligned} & \underset{x_0, \bar{\mathbf{w}}, x_N}{\text{minimize}} && \frac{1}{2}x_0^T P_{0,0}x_0 - \Psi_{0,0}^T x_0 + \frac{1}{2}\bar{\mathbf{w}}^T \bar{\mathbf{Q}}_{\bar{\mathbf{w}}} \bar{\mathbf{w}} + \bar{c}_{0,0} \\ & && + \frac{1}{2}x_N^T \hat{P}x_N - \hat{\Psi}^T x_N + \hat{c} \\ & \text{subject to} && x_0 = \hat{x} \\ & && x_N = \hat{A}x_0 + \mathbf{S}\bar{\mathbf{w}} + \hat{a}, \end{aligned} \quad (17)$$

where the dynamics equations in (16) have been used. The problem (17) is a UFTOC problem with prediction horizon 1 and  $Nn_w$  process disturbances and this problem is obtained similarly as in partial condensing, [29]. The equations that define the factorization of the KKT system of (17) are given by

$$\bar{F} = P_{0,0} + \hat{A}^T \hat{P} \hat{A}, \quad (18a)$$

$$\bar{\mathbf{G}} = \bar{\mathbf{Q}}_{\bar{\mathbf{w}}} + \mathbf{S}^T \hat{P} \mathbf{S}, \quad \bar{\mathbf{H}} = \hat{A}^T \hat{P} \mathbf{S}, \quad (18b)$$

$$\bar{\mathbf{G}}\bar{\mathbf{K}} = -\bar{\mathbf{H}}^T, \quad \bar{\mathbf{G}}\bar{\mathbf{k}} = \mathbf{S}^T (\hat{\Psi} - \hat{P}\hat{a}). \quad (18c)$$

These can be used to compute the optimal solution of (17). Using (18b), the first equation in (18c) can be written as

$$(\bar{\mathbf{Q}}_{\bar{\mathbf{w}}} + \mathbf{S}^T \hat{P} \mathbf{S}) \bar{\mathbf{K}} = -\mathbf{S}^T \hat{P} \hat{a}. \quad (19)$$

It will now be shown that it is possible to reduce the number of equations by exploiting the structure in (19). To do this, let  $U_1 \in \mathbb{R}^{Nn_w \times n_1}$  with  $n_1 \leq n_x$  be an orthonormal basis for  $\mathcal{R}(\mathbf{S}^T)$ , *i.e.*, the range space of  $\mathbf{S}^T$ , and let  $U_2$  be an orthonormal basis of  $\mathcal{R}(\mathbf{S}^T)^\perp$ , both given by the singular value decomposition of  $\mathbf{S}^T$ , *i.e.*,

$$\mathbf{S}^T = [U_1 \quad U_2] \begin{bmatrix} \Sigma_S & 0 \\ 0 & 0 \end{bmatrix} \begin{bmatrix} V_1^T \\ V_2^T \end{bmatrix} = U_1 \Sigma_S V_1^T. \quad (20)$$

Then  $U = [U_1 \quad U_2]$  is an orthonormal basis for  $\mathbb{R}^{Nn_w}$ , and by using the identity  $UU^T = I$  and the definitions

$$\Sigma \triangleq \Sigma_S V_1^T \hat{P} V_1 \Sigma_S, \quad \Gamma \triangleq -\Sigma_S V_1^T \hat{P} \hat{a}, \quad (21)$$

eq. (19) can equivalently be written

$$(UU^T \bar{\mathbf{Q}}_{\bar{\mathbf{w}}} + U_1 \Sigma U_1^T) \bar{\mathbf{K}} = U_1 \Gamma. \quad (22)$$

Multiplying (22) by  $U_1^T$  and  $U_2^T$ , respectively, from left gives

$$(U_1^T \bar{Q}_w + \Sigma U_1^T) \bar{K} = \Gamma, \quad (23a)$$

$$U_2^T \bar{Q}_w \bar{K} = 0 \iff \bar{K} = \bar{Q}_w^{-1} U_1 \hat{K}. \quad (23b)$$

In (23b) the matrix  $\hat{K} \in \mathbb{R}^{n_1 \times n_x}$  is introduced to parametrize the nullspace of  $U_2^T$  as  $U_1 \hat{K}$ . Hence, the freedom in  $\bar{K}$  is described as  $\bar{K} = \bar{Q}_w^{-1} U_1 \hat{K}$  and inserting this in (23a) gives

$$(U_1^T \bar{Q}_w + \Sigma U_1^T) \bar{Q}_w^{-1} U_1 \hat{K} = (I + \Sigma U_1^T \bar{Q}_w^{-1} U_1) \hat{K} = \Gamma. \quad (24)$$

This parametrization and reduction of equations can be performed independently of the unknown  $\hat{P}$  and  $\hat{\Psi}$ . Multiplying (24) with  $U_1^T \bar{Q}_w^{-1} U_1 \in \mathbb{S}_{++}^{n_1}$  from the left gives

$$(U_1^T \bar{Q}_w^{-1} U_1 + U_1^T \bar{Q}_w^{-1} U_1 \Sigma U_1^T \bar{Q}_w^{-1} U_1) \hat{K} = U_1^T \bar{Q}_w^{-1} U_1 \Gamma. \quad (25)$$

Using (20) and the definition of  $\Sigma$  and  $\Gamma$ , (25) can be written

$$(U_1^T \bar{Q}_w^{-1} U_1 + U_1^T \bar{Q}_w^{-1} S^T \hat{P} S \bar{Q}_w^{-1} U_1) \hat{K} = -U_1^T \bar{Q}_w^{-1} S^T \hat{P} \hat{A}. \quad (26)$$

Now, by introducing the variables

$$\hat{Q}_w \triangleq U_1^T \bar{Q}_w^{-1} U_1, \quad \hat{B} \triangleq S \bar{Q}_w^{-1} U_1, \quad (27)$$

$$\hat{G} \triangleq \hat{Q}_w + \hat{B}^T \hat{P} \hat{B}, \quad \hat{H} \triangleq \hat{A}^T \hat{P} \hat{B}, \quad (28)$$

eq. (26) can be written as

$$\hat{G} \hat{K} = -\hat{H}^T. \quad (29)$$

**Remark 3.** The preliminary feedback in (12) results in a block-diagonal  $\bar{Q}_w$  with blocks given by  $G_{0,t+1}$  for  $t \in \mathbb{Z}_{0,N-1}$ . Hence,  $\hat{Q}_w$  and  $\hat{B}$  can be computed efficiently using block-wise computations where the factorizations of  $G_{0,t+1}$  from computing  $K_{0,t+1}$  can be re-used.

By using analogous calculations the structure can be exploited also in the second equation in (18c) to reduce it to

$$\hat{G} \hat{k} = \hat{B}^T (\hat{\Psi} - \hat{P} \hat{a}), \quad (30)$$

with  $\hat{k} \in \mathbb{R}^{n_1}$ . Hence, by also defining the variables

$$\hat{F} \triangleq \bar{F}, \quad \hat{Q}_x \triangleq P_{0,0}, \quad \hat{l}_x \triangleq -\Psi_{0,0}, \quad (31)$$

the eqs. (18) can now be written as

$$\hat{F} = \hat{Q}_x + \hat{A}^T \hat{P} \hat{A}, \quad (32a)$$

$$\hat{G} = \hat{Q}_w + \hat{B}^T \hat{P} \hat{B}, \quad \hat{H} = \hat{A}^T \hat{P} \hat{B}, \quad (32b)$$

$$\hat{G} \hat{K} = -\hat{H}^T, \quad \hat{G} \hat{k} = \hat{B}^T (\hat{\Psi} - \hat{P} \hat{a}), \quad (32c)$$

which can be identified as the factorization of the KKT system of a UFTOC problem in the form (17) but with the dimension  $n_{\hat{w}} = n_1 \leq n_x$ . Hence (32) define the optimal solution to a smaller UFTOC problem. This reduction was performed by eliminating local variables in the problem (9). This important result is summarized in Theorem 1 (where the subindices  $i$  in (9) are again used).

**Theorem 1.** *A UFTOC problem given in the form (9) with unknown  $\hat{P}_{i+1}$ ,  $\hat{\Psi}_{i+1}$  and  $\hat{c}_{i+1}$  can be reduced to a UFTOC problem in the form*

$$\begin{aligned} \underset{x_{0,i}, x_{N_i,i}, \hat{w}_i}{\text{minimize}} \quad & \frac{1}{2} x_{0,i}^T \hat{Q}_{x,i} x_{0,i} + \frac{1}{2} \hat{w}_i^T \hat{Q}_{w,i} \hat{w}_i + \hat{l}_{x,i}^T x_{0,i} + \hat{c}_i \\ & + \frac{1}{2} x_{N_i,i}^T \hat{P}_{i+1} x_{N_i,i} - \hat{\Psi}_{i+1}^T x_{N_i,i} + \hat{c}_{i+1} \\ \text{subject to} \quad & x_{0,i} = \hat{x}_i \\ & x_{N_i,i} = \hat{A}_i x_{0,i} + \hat{B}_i \hat{w}_i + \hat{a}_i, \end{aligned} \quad (33)$$

where  $\hat{x}_i, x_{0,i}, x_{N_i,i} \in \mathbb{R}^{n_x}$  and  $\hat{w}_i \in \mathbb{R}^{n_{\hat{w}}}$ , with  $n_{\hat{w}} \leq n_x$ .  $\hat{A}_i$  and  $\hat{a}_i$  are the last block rows in  $A_i$  and  $a_i$  given in (13a) and (13c), respectively, and  $\hat{Q}_{x,i}$ ,  $\hat{Q}_{w,i}$ ,  $\hat{l}_{x,i}$  and  $\hat{B}_i$  are given by (27) and (31), and  $\hat{c}_i \triangleq \bar{c}_{0,0}$  where  $\bar{c}_{0,0}$  is defined in (15).

*Proof.* Theorem 1 follows directly from the derivations that are presented in the text in Section 4.2.  $\square$

To avoid computing the orthonormal basis  $U_1$  and  $U_2$  in practice a transformation  $\hat{K} = T\hat{L}$ , where  $T \in \mathbb{R}^{n_1 \times n_x}$  has full rank and  $U_1 T = S^T$ , can be used. By using this choice of  $\hat{K}$  in (26) and then multiplying from the left with  $T^T$ , the matrices  $\hat{Q}_w$ ,  $\hat{B}$  and (29) can instead be written

$$\hat{Q}_w = \hat{B} \triangleq S \bar{Q}_w^{-1} S^T \text{ and } \hat{G} \hat{L} = -\hat{H}^T, \quad (34)$$

where  $\hat{G}$  and  $\hat{H}$  are defined as in (28) but with the new  $\hat{Q}_w$  and  $\hat{B}$ . The UFTOC problem corresponding to (32) then obtains an (possibly) increased dimension  $n_{\hat{w}} = n_x \geq n_1$  on  $\hat{w}$  compared to when  $\hat{Q}_w$  and  $\hat{B}$  are defined as in (27), but with the advantage that  $\hat{Q}_w$  and  $\hat{B}$  can be easily computed. Analogous calculations can be made for  $\hat{k}$ .

**Remark 4.** *If  $S^T$  is rank deficient then  $U_1 \in \mathbb{R}^{N_{n_w} \times n_1}$  has  $n_1 < n_x$  columns. Hence  $\hat{G}$  is singular and  $\hat{L}$  non-unique in (34). How to cope with this is described in, e.g., [9, 27].*

For the last subproblem  $i = p$  the variables  $\hat{P}_{p+1} = Q_{x,N_p,p}$ ,  $\hat{\Psi}_{p+1} = -l_{x,N_p,p}$  and  $\hat{c}_{p+1} = c_{N_p,p}$  in (9) are known. Hence, the last subproblem can be factored exactly and all variables but the initial state can be eliminated.

The formal validity of the reduction of each subproblem  $i \in \mathbb{Z}_{0,p-1}$  is given by Theorem 1, while the computational procedure is summarized in Algorithm 4, which is basically a Riccati factorization and backward recursion as in algorithms 1 and 2. Here  $\hat{Q}_{w,i}$  and  $\hat{B}_i$  are computed as in (34).

---

**Algorithm 4** Reduction using Riccati factorization

---

```

1:  $P_N := 0, \Psi_N := 0, \bar{c}_N := 0$ 
    $\hat{Q}_w := 0, D_N := I, d_N := 0$ 
2: for  $t = N - 1, \dots, 0$  do
3:    $F_{t+1} := Q_{x,t} + A_t^T P_{t+1} A_t$ 
4:    $G_{t+1} := Q_{w,t} + B_t^T P_{t+1} B_t$ 
5:    $H_{t+1} := Q_{xw,t} + A_t^T P_{t+1} B_t$ 
6:   Compute and store a factorization of  $G_{t+1}$ .
7:   Compute a solution  $K_{t+1}$  to:  $G_{t+1} K_{t+1} = -H_{t+1}^T$ 
8:   Compute a solution  $k_{t+1}$  to
       $G_{t+1} k_{t+1} = B_t^T \Psi_{t+1} - l_{u,t} - B_t^T P_{t+1} a_t$ 
9:    $\Psi_t := A_t^T \Psi_{t+1} - H_{t+1} k_{t+1} - l_{x,t} - A_t^T P_{t+1} a_t$ 
10:   $P_t := F_{t+1} - K_{t+1}^T G_{t+1} K_{t+1}$ 
11:  Compute a solution  $L_{t+1}$  to:  $G_{t+1} L_{t+1} = -B_t^T D_{t+1}$ 
12:   $D_t := (A_t^T + K_{t+1}^T B_t^T) D_{t+1}$ 
13:   $d_t := d_{t+1} + D_{t+1}^T (a_t + B_t k_{t+1})$ 
14:   $\hat{Q}_u := \hat{Q}_u + L_{t+1}^T G_{t+1} L_{t+1}$ 
15: end for
16:  $\hat{A} := D_0^T, \hat{B} := \hat{Q}_w, \hat{a} := d_0$ 
    $\hat{Q}_x := P_0, \hat{l}_x := -\Psi_0, \hat{c} := \bar{c}_0$ 

```

---

### 4.3 Constructing the master problem

According to Theorem 1 and Section 4.2 all subproblems  $i \in \mathbb{Z}_{0,p-1}$  can be reduced to depend only on  $\hat{x}_i$ ,  $x_{N_i,i}$  and  $\hat{w}_i$ , and subproblem  $i = p$  depends only on  $\hat{x}_p$ . The variable  $\hat{w}_i$  represents the unknown part of  $w_{t,i}$  that are due to the initially unknown  $\hat{P}_{i+1}$  and  $\hat{\Psi}_{i+1}$ . Using the definition of the subproblems and the property  $x_{N_i,i} = x_{0,i+1} = \hat{x}_{i+1}$  that were introduced in Section 4.1, the reduced subproblems  $i \in \mathbb{Z}_{0,p}$  can be combined into a master problem which is equivalent to the problem in (3). By using the notation from Section 4.2 the master problem can be written

$$\begin{aligned}
& \underset{\bar{x}, \hat{w}}{\text{minimize}} && \sum_{i=0}^{p-1} \left( \frac{1}{2} \begin{bmatrix} \hat{x}_i \\ \hat{w}_i \end{bmatrix}^T \hat{Q}_i \begin{bmatrix} \hat{x}_i \\ \hat{w}_i \end{bmatrix} + \hat{l}_{x,i}^T \hat{x}_i + \hat{c}_i \right) \\
& && + \frac{1}{2} \hat{x}_p^T \hat{Q}_{x,p} \hat{x}_p + \hat{l}_{x,p}^T \hat{x}_p + \hat{c}_p \\
& \text{subject to} && \hat{x}_0 = \bar{x}_0 \\
& && \hat{x}_{i+1} = \hat{A}_i \hat{x}_i + \hat{B}_i \hat{w}_i + \hat{a}_i, \quad i \in \mathbb{Z}_{0,p-1}.
\end{aligned} \tag{35}$$

This is a UFTOC problem in the same form as (3) but with shorter prediction horizon  $p < N$  and block-diagonal  $\hat{Q}_i$ . The dynamics equations  $\hat{x}_{i+1} = \hat{A}_i \hat{x}_i + \hat{B}_i \hat{w}_i + \hat{a}_i$  are due to the relation  $x_{N_i,i} = x_{0,i+1}$ . Hence, a UFTOC problem  $\mathcal{P}(N)$  can be reduced using Riccati recursions in each subproblem to a UFTOC problem  $\mathcal{P}(p)$  in the same form but with shorter prediction horizon and possibly fewer variables dimension in each time step.

## 5 Computing the Riccati Recursion in Parallel

The reduction of the individual subproblems according to Section 4.2 can be performed in parallel. To reach consensus between all subproblems and solve the original problem (3), the master problem (35) can be solved to obtain  $\hat{P}_{i+1}$ ,  $\hat{\Psi}_{i+1}$ ,  $\hat{c}_{i+1}$  and the optimal  $\hat{x}_i$  for  $i \in \mathbb{Z}_{0,p}$ . When these variables are known, the independent subproblems are solved in parallel using algorithms 1-3 with the initial  $x_{0,i} = \hat{x}_i$ ,  $\hat{P}_{i+1}$ ,  $\hat{\Psi}_{i+1}$  and  $\hat{c}_{i+1}$  for  $i \in \mathbb{Z}_{0,p}$ .

To compute  $\hat{P}_{i+1}$ ,  $\hat{\Psi}_{i+1}$ ,  $\hat{c}_{i+1}$  and  $\hat{x}_i$  the master problem (35) can be solved serially using the Riccati recursion. However, (35) can instead itself be reduced in parallel by repeatedly using the theory presented in Section 4 until a UTOC problem with a prediction horizon of pre-determined length is obtained. This top problem is then solved, and the solution is propagated down until the subproblems of the original problem (3) are solved. This procedure is shown in Fig. 1 where  $\mathcal{P}_i^k(N_i^k)$  denotes subproblem  $i$  in the form (9) at level  $k$  in the tree. The overall procedure is similar to what was done in [23], but the conceptual difference here is the way it is performed using Riccati recursions, which allow for a complete exploitation of problem structure. Since the subproblems at each level can be reduced and solved in parallel and the information flow is between parent and children in the tree, the Riccati recursion can be computed in parallel using the theory proposed in this paper.

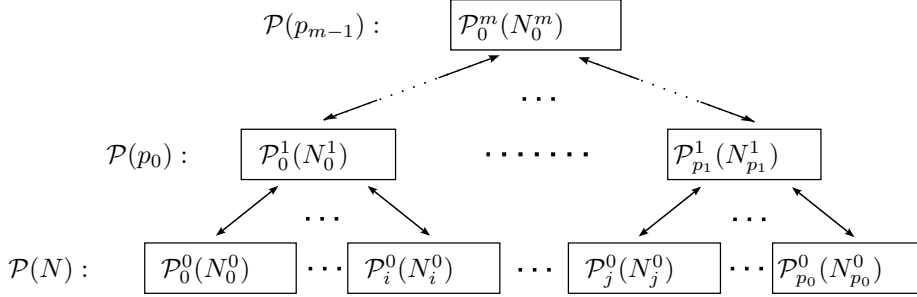


Figure 1: The original UTOC problem  $\mathcal{P}(N)$  can be reduced repeatedly using Riccati recursions. When the solution to the top problem is computed, it can be propagated back in the tree until the bottom level is solved.

In Algorithm 5, the UTOC problem (3) is reduced in parallel in several steps to a UTOC problem with prediction horizon  $p_{m-1}$ . Assume, for simplicity, that all subproblems are of equal batch length  $N_s$  and that  $N = N_s^{m+1}$  for some integer  $m \geq 1$ . Then the reduction can be made in  $m$  steps, provided that  $N_s^m$  computational units are available. Hence, the reduction algorithm has  $\mathcal{O}(\log N)$  complexity growth.

When the reduction is complete, each subproblem  $i \in \mathbb{Z}_{0,p_{k-1}}$  at level  $k$  is solved in Algorithm 6 using algorithms 1-3 with the optimal  $\hat{x}_i^{k+1}$ ,  $\hat{P}_{i+1}^{k+1}$ ,  $\hat{\Psi}_{i+1}^{k+1}$  and  $\hat{c}_{i+1}^{k+1}$  from the respective parent. The algorithm starts by solving the

---

**Algorithm 5** Parallel reduction of UFTOC problem

---

- 1: Set the maximum level number  $m$
  - 2: Set the number of subproblems  $p_k + 1$  for each level  $k \in \mathbb{Z}_{0,m}$  with  $p_m = 0$
  - 3: **for**  $k := 0, \dots, m - 1$  **do**
  - 4:   **parfor**  $i = 0, \dots, p_k$  **do**
  - 5:     Create subproblem  $\mathcal{P}_i^k(N_i^k)$
  - 6:     Reduce subproblem  $\mathcal{P}_i^k(N_i^k)$  using Algorithm 4
  - 7:     Send  $\hat{A}_i^k, \hat{B}_i^k, \hat{a}_i^k, \hat{Q}_{x,i}^k, \hat{Q}_{w,i}^k, \hat{l}_{x,i}^k$  and  $\hat{c}_i^k$  to parent
  - 8:   **end parfor**
  - 9: **end for**
- 

top problem  $\mathcal{P}(p_{m-1})$  in Fig. 1, and this solution is propagated to its children. By solving the subproblems at each level and propagating the solution to the level below in the tree, the subproblems  $\mathcal{P}_i^0(N_i^0)$ ,  $i \in \mathbb{Z}_{0,p_0}$  at the bottom level can finally be solved individually. All subproblems can be solved using only information from their parents, and hence each level in the tree can be solved in parallel.

The optimal primal solution to the original UFTOC problem (3) can be constructed from the solutions to the subproblems using the definition of the local variables. The dual variables can be computed from all  $P_{t,i}^0$  and  $\Psi_{t,i}^0$  from the subproblems at the bottom level. Hence there are no complications with non-unique dual variables as in [23] when using the algorithm presented in this paper. The propagation of the solution from the top level to the bottom level can be made in  $m + 1$  steps provided that  $N_s^m$  processing units are available. Since both algorithms 5 and 6 are solved in  $\mathcal{O}(\log N)$  complexity, the Riccati recursion and the solution to (3) can be computed with  $\mathcal{O}(\log N)$  complexity growth.

---

**Algorithm 6** Parallel solution of UFTOC problem

---

- 1: Get the top level number  $m$  and  $p_k$ 's from Algorithm 5
  - 2: Initialize  $\hat{x}_0^m := \bar{x}$
  - 3: **for**  $k := m, m - 1, \dots, 0$  **do**
  - 4:   **parfor**  $i := 0, \dots, p_k$  **do**
  - 5:     Solve subproblem  $\mathcal{P}_i^k(N_i^k)$  using algorithms 1-3
  - 6:     **if**  $k > 0$  **then**
  - 7:       Send  $\hat{P}_{t,i}^k, \hat{\Psi}_{t,i}^k, \hat{c}_{t,i}^k$  and  $\hat{x}_{t,i}^k$  to each children
  - 8:     **end if**
  - 9:   **end parfor**
  - 10: **end for**
  - 11: Get the solution of (3) from the solutions of all  $\mathcal{P}_i^0(N_i^0)$
- 

Beyond what is presented here, as observed already in [30], standard parallel linear algebra can be used for many computations in the serial Riccati recursion in each subproblem to boost performance even further. This has however not been utilized in this work.

## 6 Numerical results

In the presented experiments from MATLAB, parallel executions of the algorithms are simulated by executing them serially using one computational thread but still using the same information flow as for an actual parallel execution. The total computation time has been estimated by summing over the maximum computation time for each level in the tree, and hence the communication overhead is neglected. The influence of the communication overhead is discussed in the end of this section. The performance when computing the solution to (3) of the parallel Riccati algorithm proposed in this work is compared with both the serial Riccati recursion and, as a reference for linear problems, the well-known RTS smoother (see, *e.g.*, [16]). The RTS smoother is only implemented in MATLAB. In all results presented in this section  $N_s = 2$  has been used in the parallel algorithm.

**Remark 5.** *Different batch lengths can be used for each subproblem in the tree. How to choose these to minimize computation time is not investigated here. However, similarly as in [29], the optimal choice depends on, e.g., the problem and the hardware on which the algorithm is implemented.*

In MATLAB the algorithms have been compared when solving problems in the form (3) for systems of dimension  $n_x = 20$ ,  $n_w = 20$  and  $n_y = 20$ , see Fig. 2. It can be seen that the parallel Riccati algorithm outperforms the serial Riccati for  $N \gtrsim 20$  and the RTS smoother for  $N \gtrsim 30$ .

An ANSI-C implementation has been run on a computational cluster consisting of nodes with 8-core Intel Xeon E5-2660 @ 2.2 GHz CPUs with communication over TCP/IP on Gigabit Ethernet. The computations were performed on resources provided by the Swedish National Infrastructure for Computing (SNIC) at NSC. The implementation is rudimentary and especially the communication setup can be improved, but the implemented algorithm serves as a proof-of-concept that the algorithm improves performance in terms of computation times for computations on real parallel hardware, taking communication delays into account. The computation times when solving problems in the form (3) for systems of order  $n_x = 20$ ,  $n_w = 20$  and  $n_y = 20$  are seen in Fig. 3, where it is clear that the parallel algorithm solves a problem with  $N = 512$  approximately as fast as the serial algorithm solves the same one for  $N = 64$ , and the break even is at  $N \approx 24$ . This computational speed-up can be important in smoothing problems and in MHE problems where long horizons are often used, [2].

The communication overhead is approximately 20% for this problem size. It has been observed that communication times are roughly the same regardless of problem size, which indicates that there is a significant communication latency. Reducing these latencies can significantly improve performance of the ANSI-C implemented algorithm.

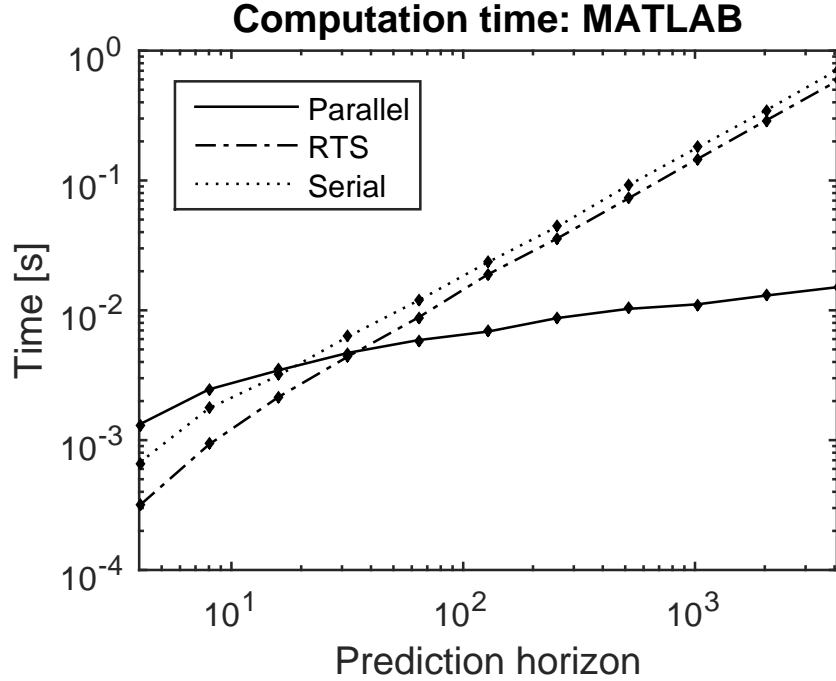


Figure 2: Computation times when solving MHE problems of order  $n_x = 20$ ,  $n_w = 20$  and  $n_y = 20$ . The parallel Riccati algorithm outperforms the serial Riccati algorithm for  $N \gtrsim 20$  and the RTS smoother for  $N \gtrsim 30$ .

## 7 Conclusions

In this paper it is shown that the Newton step that is required in many methods for solving MHE problems can be computed directly (non-iteratively) in parallel using Riccati recursions that exploit the structure from the MHE problem. The proposed algorithm obtains logarithmic complexity growth in the prediction horizon length. Results from numerical experiments both in Matlab as well as in ANSI-C on real parallel hardware show that the proposed algorithm outperforms existing serial algorithms already for relatively small values of  $N$ . Future work includes the possibility to reduce communication latencies by using suitable hardware such as, *e.g.*, Graphics Processing Units (GPUs) or Field-Programmable Gate Arrays (FPGAs).



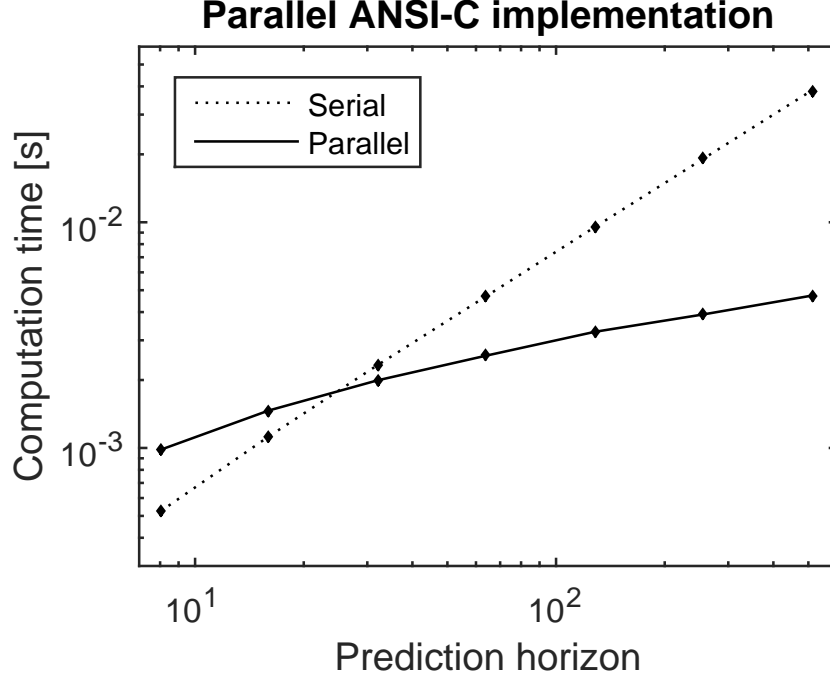


Figure 3: Computation times for ANSI-C implementation using problems of order  $n_x = 20$ ,  $n_w = 20$  and  $n_y = 20$ . The parallel Riccati algorithm outperforms the serial for  $N \gtrsim 24$  and it computes the solution to an MHE problem with  $N = 512$  approximately as fast as for  $N = 64$  using the serial algorithm.

## A Proof of Lemma 1

The subindices  $i$  are omitted for notational brevity in the proof. Assume that (11) holds for an arbitrary  $t + 1 \in \mathbb{Z}_{1,N-1}$ . Then the cost at  $t$  is given by

$$\frac{1}{2} \begin{bmatrix} x_t \\ w_t \end{bmatrix}^T Q_t \begin{bmatrix} x_t \\ w_t \end{bmatrix} + \begin{bmatrix} l_{x,t} \\ l_{w,t} \end{bmatrix}^T \begin{bmatrix} x_t \\ w_t \end{bmatrix} + c_t + \bar{V}(x_{t+1}, \bar{w}). \quad (36)$$

Inserting  $x_{t+1} = A_t x_t + B_t w_t + a_t$  into (36) gives

$$\begin{aligned} & \frac{1}{2} \begin{bmatrix} x_t \\ w_t \end{bmatrix}^T \begin{bmatrix} F_{t+1} & H_{t+1} \\ H_{t+1}^T & G_{t+1} \end{bmatrix} \begin{bmatrix} x_t \\ w_t \end{bmatrix} + \begin{bmatrix} \bar{l}_{x,t} \\ \bar{l}_{w,t} \end{bmatrix}^T \begin{bmatrix} x_t \\ w_t \end{bmatrix} + \\ & \tilde{c}_t + \frac{1}{2} \sum_{t=t+1}^{N-1} \bar{w}_t^T G_{t+1} \bar{w}_t, \end{aligned} \quad (37)$$

where  $F_{t+1}$ ,  $H_{t+1}$  and  $G_{t+1}$  are defined in Algorithm 1 and

$$\begin{aligned}\bar{l}_{x,t} &\triangleq l_{x,t} + A_t^T P_{t+1} a_t - A_t^T \Psi_{t+1}, \\ \bar{l}_{w,t} &\triangleq l_{w,t} + B_t^T P_{t+1} a_t - B_t^T \Psi_{t+1}, \\ \tilde{c}_t &\triangleq \bar{c}_{t+1} + c_t + \frac{1}{2} a_t^T P_{t+1} a_t - \Psi_{t+1}^T a_t.\end{aligned}\tag{38}$$

Finally, using the policy  $w_t = k_{t+1} + K_{t+1}x_t + \bar{w}_t$  and the definition of  $P_t$ ,  $\Psi_t$ ,  $k_{t+1}$ ,  $K_{t+1}$ ,  $\bar{l}_{x,t}$  and  $\bar{l}_{w,t}$  gives

$$\begin{aligned}\bar{V}(x_t, \bar{w}) &= \frac{1}{2} x_t^T P_t x_t - \Psi_t^T x_t + \frac{1}{2} \sum_{t=t}^{N-1} \bar{w}_t^T G_{t+1} \bar{w}_t + \bar{c}_t, \\ \bar{c}_t &\triangleq \tilde{c}_t + \frac{1}{2} k_{t+1}^T G_{t+1} k_{t+1} + \bar{l}_{u,t}^T k_{t+1}.\end{aligned}\tag{39}$$

Eq. (11) holds specifically for  $t = N-1$  and hence Lemma 1 follows by induction. This completes the proof.

## References

- [1] H. Jonson, “A Newton method for solving non-linear optimal control problems with general constraints,” Ph.D. dissertation, Linköpings Tekniska Högskola, 1983.
- [2] C. Rao, S. Wright, and J. Rawlings, “Application of interior-point methods to model predictive control,” *Journal of Optimization Theory and Applications*, vol. 99, no. 3, pp. 723–757, Dec. 1998.
- [3] A. Hansson, “A primal-dual interior-point method for robust optimal control of linear discrete-time systems,” *IEEE Transactions on Automatic Control*, vol. 45, no. 9, pp. 1639–1655, Sep. 2000.
- [4] R. Bartlett, L. Biegler, J. Backstrom, and V. Gopal, “Quadratic programming algorithms for large-scale model predictive control,” *Journal of Process Control*, vol. 12, pp. 775–795, 2002.
- [5] L. Vandenberghe, S. Boyd, and M. Nouralishahi, “Robust linear programming and optimal control,” Department of Electrical Engineering, University of California Los Angeles, Tech. Rep., 2002.
- [6] M. Åkerblad and A. Hansson, “Efficient solution of second order cone program for model predictive control,” *International Journal of Control*, vol. 77, no. 1, pp. 55–77, 2004.
- [7] D. Axehill and A. Hansson, “A mixed integer dual quadratic programming algorithm tailored for MPC,” in *Proceedings of the 45th IEEE Conference on Decision and Control*, San Diego, USA, Dec. 2006, pp. 5693–5698.

- [8] D. Axehill, A. Hansson, and L. Vandenberghe, “Relaxations applicable to mixed integer predictive control – comparisons and efficient computations,” in *Proceedings of the 46th IEEE Conference on Decision and Control*, New Orleans, USA, 2007, pp. 4103–4109.
- [9] D. Axehill, “Integer quadratic programming for control and communication,” Ph.D. dissertation, Linköping University, 2008.
- [10] D. Axehill and A. Hansson, “A dual gradient projection quadratic programming algorithm tailored for model predictive control,” in *Proceedings of the 47th IEEE Conference on Decision and Control*, Cancun, Mexico, 2008, pp. 3057–3064.
- [11] M. Diehl, H. Ferreau, and N. Haverbeke, *Nonlinear Model Predictive Control*. Springer Berlin / Heidelberg, 2009, ch. Efficient Numerical Methods for Nonlinear MPC and Moving Horizon Estimation, pp. 391–417.
- [12] A. Domahidi, A. Zraggen, M. N. Zeilinger, M. Morari, and C. N. Jones, “Efficient interior point methods for multistage problems arising in receding horizon control,” in *IEEE Conference on Decision and Control (CDC)*, Maui, USA, Dec. 2012, pp. 668 – 674.
- [13] C. Rao, “Moving horizon strategies for the constrained monitoring and control of nonlinear discrete-time systems,” Ph.D. dissertation, University of Wisconsin-Madison, 2000.
- [14] J. Jørgensen, “Moving horizon estimation and control,” Ph.D. dissertation, Technical University of Denmark (DTU), 2004.
- [15] N. Haverbeke, M. Diehl, and B. De Moor, “A structure exploiting interior-point method for moving horizon estimation,” in *Decision and Control, 2009 held jointly with the 2009 28th Chinese Control Conference. CDC/CCC 2009. Proceedings of the 48th IEEE Conference on*, Dec 2009, pp. 1273–1278.
- [16] T. Kailath, A. H. Sayed, and B. Hassibi, *Linear estimation*. Prentice Hall Upper Saddle River, NJ, 2000, vol. 1.
- [17] G. Constantinides, “Tutorial paper: Parallel architectures for model predictive control,” in *Proceedings of the European Control Conference*, Budapest, Hungary, 2009, pp. 138–143.
- [18] D. Soudbakhsh and A. Annaswamy, “Parallelized model predictive control,” in *Proceedings of the American Control Conference*, Washington, DC, USA, 2013, pp. 1715–1720.
- [19] Y. Zhu and C. Laird, “A parallel algorithm for structured nonlinear programming,” in *5th International Conference on Foundations of Computer-Aided Process Operations*, vol. 5, 2008, pp. 345–348.

- [20] P. Reuterswärd, *Towards Pseudospectral Control and Estimation*, ser. ISSN 0280-5316, 2012, licentiate Thesis.
- [21] B. O'Donoghue, G. Stathopoulos, and S. Boyd, "A splitting method for optimal control," in *IEEE Transactions on Control Systems Technology*, vol. 21, no. 6. IEEE, 2013, pp. 2432-2442.
- [22] G. Stathopoulos, T. Keviczky, and Y. Wang, "A hierarchical time-splitting approach for solving finite-time optimal control problems," in *Proceedings of the European Control Conference*, Zurich, Switzerland, July 2013, pp. 3089-3094.
- [23] I. Nielsen and D. Axehill, "An  $O(\log N)$  parallel algorithm for Newton step computation in model predictive control," in *Proceedings of the 19th IFAC World Congress*, Cape Town, South Africa, Aug. 2014, pp. 10 505-10 511.
- [24] —, "An  $O(\log N)$  parallel algorithm for Newton step computation in model predictive control," *arXiv preprint arXiv:1401.7882*, 2014.
- [25] —, "A parallel structure-exploiting factorization algorithm with applications to model predictive control," Dec. 2015, accepted for publication at the 54th IEEE Conference on Decision and Control.
- [26] S. Khoshfetrat Pakazad, A. Hansson, and M. Andersen, "Distributed primal-dual interior-point methods for solving loosely coupled problems using message passing," *arXiv:1502.06384v2*, 2015.
- [27] I. Nielsen, *On Structure Exploiting Numerical Algorithms for Model Predictive Control*, ser. Linköping Studies in Science and Technology. Thesis, 2015, no. 1727.
- [28] J. Nocedal and S. Wright, *Numerical Optimization*. Springer-Verlag, 2006.
- [29] D. Axehill, "Controlling the level of sparsity in MPC," *Systems & Control Letters*, vol. 76, pp. 1-7, 2015.
- [30] D. Axehill and A. Hansson, "Towards parallel implementation of hybrid MPC – a survey and directions for future research," in *Distributed Decision Making and Control*, ser. Lecture Notes in Control and Information Sciences, R. Johansson and A. Rantzer, Eds. Springer Verlag, 2012, vol. 417, pp. 313-338.