

# A one parameter fit for glassy dynamics as a quantum corollary of the liquid to solid transition

Zohar Nussinov<sup>1,2</sup>

<sup>1</sup>*Department of Physics, Washington University, St. Louis, MO 63130, U.S.A.*

<sup>2</sup>*Department of Condensed Matter Physics, Weizmann Institute of Science, Rehovot 76100, Israel\**

(Dated: December 8, 2024)

We apply microcanonical ensemble considerations to posit that, whenever it may thermalize, a general disorder-free many-body Hamiltonian of a typical atomic system harbors solid-like eigenstates at low energies and fluid-type (and gaseous, plasma) eigenstates associated with energy densities exceeding those present in the melting (and, respectively, higher energy) transition(s). In particular, the lowest energy density at which the eigenstates of such a clean many body atomic system undergo a non-analytic change is that of the melting (or freezing) transition. We invoke this observation to analyze the evolution of a liquid upon supercooling (i.e., cooling rapidly enough to thwart solidification below the freezing temperature). Expanding the wavefunction of a supercooled liquid in the complete eigenbasis of the many-body Hamiltonian, only the higher energy liquid-type eigenstates contribute significantly to measurable hydrodynamic relaxations (e.g., those probed by viscosity) while static thermodynamic observables become weighted averages over both solid- and liquid-type eigenstates. Consequently, when extrapolated to low temperatures, hydrodynamic relaxation times of deeply supercooled liquids (i.e., glasses) may seem to diverge at nearly the same temperature at which the extrapolated entropy of the supercooled liquid becomes that of the solid. In this formal quantum framework, the increasingly sluggish (and spatially heterogeneous) dynamics in supercooled liquids as their temperature is lowered stems from the existence of the single non-analytic change of the eigenstates of the clean many-body Hamiltonian at the equilibrium melting transition (and associated translational and rotational symmetry breaking) present in low energy solid-type eigenstates. We derive a *single* (possibly computable) *dimensionless parameter* fit to the viscosity and suggest testable predictions. Elements of our analysis relating measurable quantities in non-equilibrium states to similar observables in equilibrium states apply not only to glass formers but to general non-equilibrium systems.

PACS numbers: 75.10.Jm, 75.10.Kt, 75.40.-s, 75.40.Gb

## I. INTRODUCTION

The enigmatic “glass transition” [1, 2] appears in nearly all liquids. The basic observation (employed for millennia) is that liquids may be cooled sufficiently rapidly (or, so-called, “supercooled”) past their freezing temperatures so that they may bypass crystallization and at sufficiently low temperatures ( $T < T_g$ ) form an amorphous solid like material, a “glass”. This “transition” into a glass differs significantly from conventional thermodynamic transitions in many ways. Perhaps most notable is the disparity between dynamic and thermodynamic features. It is not uncommon to find a capricious, e.g.,  $10^{14}$ -fold, increase in the relaxation time as the temperature of a supercooled liquid is dropped [3, 4] (see, e.g., panel (a) of Fig. 1). However, such a spectacular change in the dynamics is, typically, not accompanied by matching sizable changes in thermodynamic measurements (such as that of specific heat). There have been many penetrating works that provided illuminating ideas (see, e.g., [5–25] for only a small subset of a very vast array) to address this question. Collectively, the concepts that these works advanced have proven to be of great utility in numerous fields. There has been ample evidence in support of many ideas introduced by these theories yet no model is currently universally accepted. A vexing complication facing many *classical* descriptions of glasses is rooted in the plethora of low energy states. The most celebrated fit for the

viscosity of supercooled liquids (claimed by most, yet not all [9, 18, 19, 21–25] theories) is the Vogel-Fulcher-Tammann-Hesse (VFTH) fit [26],  $\eta_{VFTH} = \eta_0 e^{D T_0 / (T - T_0)}$ , where  $\eta_0$ ,  $D$ , and  $T_0$  are liquid dependent constants. Thus, the VFTH function asserts that at  $T = T_0$  the viscosity (and relaxation times) diverge. Theories deriving VFTH and most others imply various special temperatures. Our approach to the problem is different. We suggest that genuine phase transitions must either coincide with (i) non-analytic changes in the eigenstates of the Hamiltonian governing the system (such as the far higher melting temperature  $T_{melt} > T_0$ ) or (ii) are associated with a singular temperature dependence of a probability distribution function that we introduce. In this work, we will explain how the increasing relaxation times can appear naturally without a phase transition at any positive temperature  $T \neq T_{melt}$ . Our investigation will lead to a fit very different from that of VFTH that, in its minimal form, will have only one parameter. More broadly, we will illustrate that *quantum* considerations for “classical” (i.e., non-cryogenic) liquids mandate that upon supercooling, dramatically increasing relaxation times may appear without concomitant large thermodynamic signatures. *We do not claim that glassiness hinges on quantum effects*- it does not. Rather, we suggest that quantum mechanics affords a practical “*computational shortcut*” to this elusive (semi-)classical problem. Although more complete within the quantum framework, aspects of our approach may be translated into those of corresponding classical “microstates”.

\* zohar@wuphys.wustl.edu

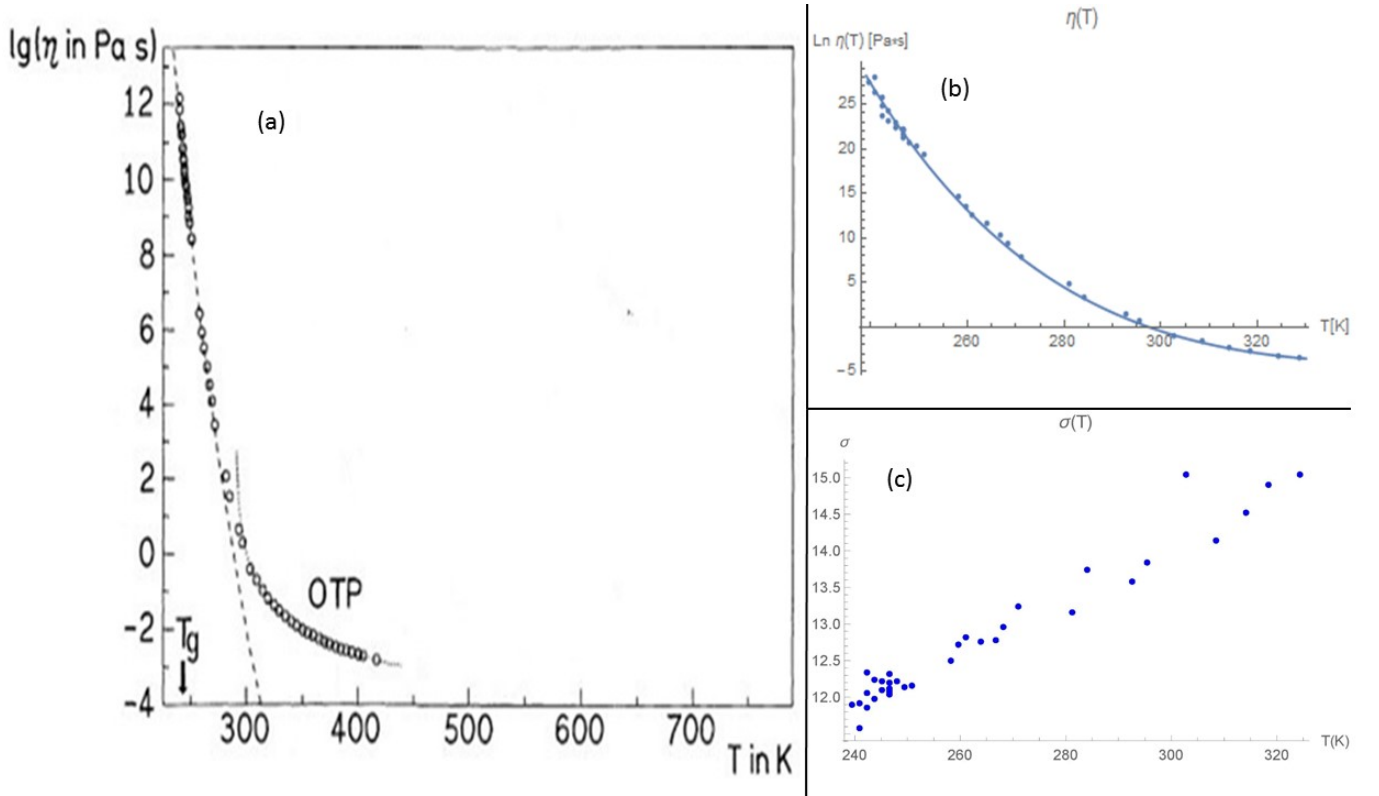


FIG. 1. (a) Published viscosity data (and earlier attempted fits) [29] of o-terphenyl (OTP), a quintessential “fragile” glass former. (A “fragile” liquid [3] is one in which the viscosity increases dramatically at low temperatures.)  $T_g$  is the glass transition temperature. Dynamically, the glass transition temperature  $T_g$  is phenomenologically defined as the temperature at which  $\eta(T_g) = 10^{12} \text{ Pa} \cdot \text{s}$ . (b) Result of a simplified rendition of our theory provided by Eq. (24). This fit has only a *single parameter*. In Eq. (24), we set the melting temperature to its experimental value  $T_m = 329.35 \text{ K}$  and the effective width to be  $\bar{\sigma} = \bar{A}T$  with the single fitting parameter  $\bar{A} \approx 0.049$ . (c) A numerical evaluation of the effective width  $\bar{\sigma}$  when equating Eq. (24) to the experimental value in panel (a). The linear increase in  $\bar{\sigma}$  in  $T$  is manifest in (c).

## II. THE DISORDER FREE MANY-BODY HAMILTONIAN.

Unlike “spin-glasses” [27, 28] harboring quenched disorder, the supercooled liquids described above have no externally imposed randomness; these liquids would crystallize if cooled slowly enough. For emphasis, we write the *exact* many-body Hamiltonian of disorder free liquids,

$$H = - \sum_i \frac{\hbar^2}{2M_i} \nabla_{R_i}^2 - \sum_j \frac{\hbar^2}{2m_e} \nabla_{r_j}^2 - \sum_{i,j} \frac{Z_i e^2}{|R_i - r_j|} + \frac{1}{2} \sum_{i \neq i'} \frac{Z_i Z_{i'} e^2}{|R_i - R_{i'}|} + \frac{1}{2} \sum_{j \neq j'} \frac{e^2}{|r_j - r_{j'}|}. \quad (1)$$

In Eq. (1),  $M_i$ ,  $R_i$ , and  $Z_i$  are, correspondingly, the mass, position, and atomic number of the  $i$ -th nucleus, while  $r_j$  is the location of the  $j$ -th electron (whose mass and charge are  $m_e$  and  $(-e)$  respectively). In systems of practical interest, the number of ions and electrons is very large. Finding tangible exact (or even approximate) eigenstates to the Hamiltonian of Eq. (1) is impossible (or, at best, is extremely challenging). Insightful simplified renditions of this Hamiltonian have been extremely fruitful in disparate arenas of physics and chemistry. Our far more modest goal is not to solve the spectral problem posed

by Eq. (1) nor to advance any intuitive approximations in various realizations. Rather, we will, far more weakly, rely on the mere *existence* of this Hamiltonian and that of its corresponding eigenstates.

## III. THE GENERAL CHARACTER OF THE EIGENSTATES AT DIFFERENT ENERGIES.

For our purposes, it will suffice to know the distinctive features of the eigenstates of Eq. (1). To this end, we will “read off” traits of these eigenstates from knowledge of the thermodynamic behavior of equilibrated systems defined by Eq. (1) at different temperatures. In the microcanonical (mc) ensemble, the average of any operator  $O$  at an energy  $E$  is

$$\langle O(E) \rangle_{mc} \equiv \frac{1}{\mathcal{N}[E - \Delta E, E]} \sum_{E - \Delta E \leq E_n \leq E} \langle \phi_n | O | \phi_n \rangle. \quad (2)$$

In Eq. (2),  $\Delta E$  is a system size independent energy window,  $\mathcal{N}[E - \Delta E, E]$  is the number of the eigenstates  $|\phi_n\rangle$  of energy  $E_n$  lying in the interval  $E - \Delta E \leq E_n \leq E$ . Typically, we demand that  $\Delta E/E \rightarrow 0$  in the thermodynamic limit. In many instances, however  $\Delta E$  may be taken to be very large or small

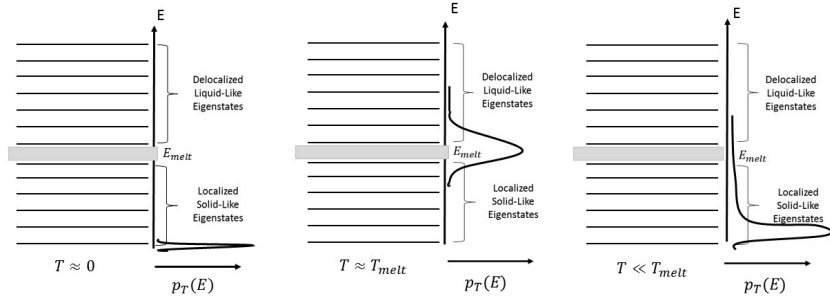


FIG. 2. A schematic of the eigenstates of Eq. (1). From Eqs. (2, 3), we establish that at energy densities below that of melting, the eigenstates are localized solid-like states while at energies above melting the eigenstates are delocalized fluid type states. In the vicinity of the melting temperature  $T_{melt}$ , there is (in general) an interval of energies associated with latent heat. We plot a schematic of Gaussian type probability density  $p_T(E')$  at different temperatures that must adhere to Eq.(6). At very low temperatures, only a small cumulative probability  $\int_{E_{melt}}^{\infty} p_T(E')dE'$  is associated with energies above the melting transition. Thus at extremely low  $T$  the system may be nearly localized and consequently exhibit extremely large relaxation times.

so long as self-consistently the computed internal energy density  $E/V$  (with  $V$  the system volume) will have a unique value. By equating the lefthand side of Eq. (2) to the measured equilibrium value, this standard relation becomes a *dictionary* between the many body states and the measured quantities in equilibrium. As is well known, e.g., [30] in many systems (e.g., the ideal gas, simple harmonic oscillators, and others) in which the number of micro states increases exponentially with the energy  $E$ , the width  $\Delta E$  may be set equal to  $O(E)$  without influencing the computed internal energy density or entropy density. In such systems a computation with a sum over all micro states in the interval  $[0, E]$  (where the ground state energy is set equal to zero) leads to results identical to those computed for arbitrarily small  $\Delta E$ . In the opposite extreme case of small  $\Delta E$ , only a single eigenstate lies in the interval  $[E - \Delta E, E]$ , i.e.,  $\langle O(E) \rangle_{mc} = \langle \phi_n | O | \phi_n \rangle$ . Stated equivalently if, in the thermodynamic limit, the micro-canonical and canonical ensembles yield the same results then

$$Tr(\rho O) = \langle \phi_n | O | \phi_n \rangle. \quad (3)$$

Here  $\rho$  is the (micro-canonical) density matrix associated with energy  $E = E_n$  or temperature  $T$  such that the internal energy  $E(T) = E_n$ . Within the canonical ensemble at temperature  $T$ , the density matrix  $\rho = \exp(-\beta H)/Z$  with  $\beta = 1/(k_B T)$  the inverse temperature and  $Z$  the partition function. When Eq. (3) holds, the system satisfies the “Eigenstate Thermalization Hypothesis” [31–34]. “Many body localized” systems [35–40], particularly those with disorder, do not thermalize and may violate Eq. (3) even at infinite temperature.

We now start with our first, very simple, observation. The disorder free Hamiltonian of Eq. (1) is *experimentally* known to typically lead to an equilibrated solid at low temperatures and an equilibrated liquid (or gas) at higher temperatures or energies. In the low energy solid phase, the system may break rotational and translational symmetries and is not fully ergodic; there are degenerate states  $|\phi_n\rangle$  related to each other by such symmetry operations. In these low energy states, we may apply the microcanonical ensemble relation of Eq. (2) when the lefthand side is confined to a subvolume of phase space (associated with quantum numbers defining  $|\phi_n\rangle$ ) over

which the system is ergodic and thermally equilibrated. Eq. (2) and the more refined Eigenstate Thermalization equality of Eq. (3) may then be invoked for computing thermodynamic observables whose behaviors are empirically known. As the character of the averages on the lefthand sides of Eqs. (2, 3) is empirically known, we will be able to ascertain the nature of the expectation values on the righthand sides of Eqs. (2, 3). The equilibrium problem posed by Eq. (1) leads to solids at low temperatures (or energy densities), liquids at energies above melting, gases above the boiling temperatures, and so on. With  $V$  the volume, it follows that, *as a function of the energy density ( $E_n/V$ ), the eigenstates  $|\phi_n\rangle$  of Eq. (1) undergo corresponding transitions.* Thus,

(A) Eigenstates of Eq. (1) of energy density larger than  $(E_{melt}/V)$  are delocalized liquid like states.

(B) Eigenstates of Eq. (1) of energy density smaller than  $(E_{melt}/V)$  are localized solid like states.

We remark that the above conclusions and our ensuing analysis *do not assume* that the low temperature equilibrated solid is a crystal. The sole assumption made is that at low temperatures (or energies) the equilibrated system forms a solid (whether crystalline or of any other potential type). To illuminate certain aspects of the underlying physics, we will, at times, refer to crystalline systems. It is however, important, to realize that, unless noted otherwise, one need not assume an equilibrated low temperature crystal in our analysis. When the system volume is not held fixed, one may similarly consider the energy per atom as governing the transitions between the localized to delocalized states.

In Fig. 2, we sketch this conclusion. If the lowest eigenstates of Eq. (1) correspond to a crystalline solid then as energy is increased the first non-analyticity will appear at the melting energy,  $E = E_{melt}$ . Whenever a latent heat of fusion  $\Delta Q_{fusion}$  is absorbed/released during heating/cooling between the equilibrium solid and liquid phases, by Eqs. (2, 3), there must be a range of energy densities (and corresponding energies) where the eigenstates of Eq. (1) exhibit coexisting liquid and solid-type structures (as highlighted by the shaded region in Fig. 2). More precise than the broad-brush statements of (A) and (B) above, the energy density bounds

on the solid like and liquid states are set by  $(E_{melt}^\pm/V)$  where  $E_{melt}^\pm$  correspond to the upper and lower limits of this latent heat energy region. Albeit not wishing to complicate our discussion, we further remark, for completeness and precision, that in general glassformers, the above latent heat region does not correspond to a single melting temperature  $T = T_{melt}$ , but is rather bounded between the so-called “liquidus” temperature (above which the system is entirely liquid) and the “solidus” temperature (below which the equilibrium system is completely solid),  $T_{liquidus} \geq T \geq T_{solidus}$ . If there are additional crossover temperatures in the liquid then these imply corresponding crossovers in the eigenvectors at the associated energy densities. For instance, it has been found that liquids may fall out of equilibrium at temperatures below  $T_A > T_{melt}$  (as evidenced by e.g., the breakdown of the Stokes-Einstein relation in metallic liquids [41, 42]). If this falling out of equilibrium is not a consequence of rapid cooling, it must be that the eigenstates of  $H$  change character at the energy density associated with  $T_A$ . Determining these and other crossover temperatures (if they are indeed there) is not an easy task. The system exhibits liquid flow (and thermodynamic features of the liquid) above the liquidus or melting temperature while it is completely solid below the solidus temperature and cannot flow at all. To avoid the use of multiple parameters and temperatures, in the calculation and the viscosity fit that we will derive we will simply assume that the eigenstates change character at the unambiguous well measured liquidus temperature.

#### IV. SUPERCOOLING AS AN EVOLUTION OPERATOR.

Formally, an equilibrated liquid in an initial state  $|\psi(t_{initial})\rangle$  is supercooled to a final state  $|\psi\rangle$  at time  $t = t_{final}$  via an evolution operator,  $|\psi\rangle = \tilde{U}(t_{final}, t_{initial})|\psi(t_{initial})\rangle$ ;  $\tilde{U}(t_{final}, t_{initial}) = \mathcal{T}e^{-\frac{i}{\hbar} \int_{t_{initial}}^{t_{final}} dt' \tilde{H}(t')}$ , where  $\mathcal{T}$  denotes time ordering. The time dependent Hamiltonian  $\tilde{H}(t)$  supersedes the Hamiltonian of Eq. (1) during the time interval  $t_{initial} < t < t_{final}$  and includes coupling to external heat sources. In order to allow for a change in the energy  $\langle H \rangle$ , the commutator  $[\tilde{H}(t), H] \neq 0$ . Regardless of specific model Hamiltonians  $\tilde{H}(t)$  emulating particular cooling protocols, after supercooling we may expand  $|\psi\rangle$  in the complete eigenbasis of the Hamiltonian  $H$  of Eq. (1),

$$|\psi\rangle = \sum_n c_n |\phi_n\rangle. \quad (4)$$

By Eq. (3), an eigenstate of  $H$  corresponds to an equilibrated system. Similar conclusions may be drawn, via the microcanonical ensemble, for a superposition of eigenstates over a narrow energy interval  $\Delta E$ . As the supercooled liquid is, by its nature, out of equilibrium, a broad range of energy densities must appear in the sum of Eq. (4). The probability density,

$$p_T(E') \equiv \sum_n |c_n|^2 \delta(E' - E_n), \quad (5)$$

may simultaneously have its support from both (i) low energy solid-like states ( $E_n < E_{melt}$ ) and (ii) higher energy fluid-type

eigenstates ( $E_n > E_{melt}$ ). As the temperature  $T$  to which the liquid is supercooled corresponds to an internal energy  $E_{final} = E(T)$  of the equilibrated system,

$$E(T) = \langle \psi | H | \psi \rangle = \int dE' p_T(E') E' \equiv \langle E \rangle. \quad (6)$$

The temperature of the non-equilibrium supercooled liquid may be measured by, e.g., by pyrometry. The emitted photons probe the average effective temperature of the supercooled liquid. Thus, even though the supercooled system is out of equilibrium (and exhibits fascinating memory and aging effects) and *the notion of temperature is subtle*, the energy as given by Eq. (6) is well defined. At temperatures  $T > T_{melt}$ , experimentally, the specific heat of the supercooled liquid is equal to that of the equilibrated liquid. This implies that, up to experimental accuracy, when at high temperatures  $T = T_{high} > T_{melt}$ , the internal energies of the supercooled liquid and the annealed liquid may be set to be the same,  $E(T) = E'(T)$ . Here and in the equations that follow, we will use a prime superscript to denote quantities when these are evaluated for the equilibrium thermal system associated with the Hamiltonian of Eq. (1). The distribution  $p_T(E')$  must satisfy the condition that the energy  $E$  in the supercooled liquid that may be computed from the measured heat capacity  $C_v$  of the supercooled system, e.g.,

$$E(T) = E(T_{high}) + \int_{T_{high}}^T dT C_v(T) = \int dE' p_T(E') E'. \quad (7)$$

The second equality in Eq. (7) is that of Eq. (6). At all times after supercooling,  $t > t_{final}$ , the Hamiltonian becomes again that of Eq. (1) and  $|\psi(t)\rangle = e^{-iH(t-t_{final})/\hbar} |\psi\rangle$ .

#### V. SPATIAL STRUCTURE.

From Eq. (6) and the positivity of the probability density,  $E(T) \geq E_{melt} \int_{E_{melt}}^\infty p_T(E') dE' + E'(0) \int_{E'(0)}^{E_{melt}} p_T(E') dE' = E_{melt} \int_{E_{melt}}^\infty p_T(E') dE' + E'(0)(1 - \int_{E_{melt}}^\infty p_T(E') dE')$ . Here,  $E'(0)$  is the ground state energy (the zero temperature energy of the equilibrated system) which we define to be the zero of the energy,  $E'(0) = 0$ . Thus, at sufficiently low  $T$ , the cumulative probability of being in any liquid state,

$$P_{liquid} \equiv \int_{E_{melt}}^\infty dE p_T(E) \leq \frac{E(T)}{E_{melt}}. \quad (8)$$

If the energy density of the supercooled liquid at low enough  $T$  is strictly bounded from above then given Eq. (8),  $P_{liquid}$  can be made small. Thus, any many body system including an amorphous glass of sufficiently low energy  $\langle \psi | H | \psi \rangle$  must consist mostly solid like eigenstates when decomposed as in Eq. (4). From Eq. (8) and the experimental fact that low  $T$  glasses do not exhibit crystalline structure it is evident that a high probability  $(1 - P_{liquid})$  of being in solid eigenstates does not imply that the system has crystalline order. Experimentally, the scattering intensity associated with momentum transfer  $\Delta \vec{p} = \hbar \vec{k}$  is given by the structure factor  $S(\vec{k}) = |\int d^d x e^{i\vec{k} \cdot \vec{x}} \langle n(\vec{x}) \rangle|^2$  with  $\langle n(\vec{x}) \rangle$  the spatial density of

the scatterer. In the current case, contributions from different solid type eigenstates in  $|\psi\rangle$  of Eq. (4), e.g., those of (a) degenerate solid type eigenstates related by symmetries such as rotations and spatial shifts ( $\vec{x} \rightarrow \vec{x} + \vec{d}$  with any displacement  $\vec{d}$  restricted to the unit cell) and, notably, (b) the spread of energies in  $p_T(E')$  may lead to a heterogeneous  $\langle n(\vec{x}) \rangle$ . As we will elaborate, not only the structure will be non-trivial but also other counterintuitive properties will appear in systems with a broad energy density distribution. While single crystals as well as powder samples of crystallites (large on an atomic scale such that each crystallite on its own leads to a finite  $S(\vec{k})$  only if  $\vec{k} = \vec{K}$  where  $\vec{K}$  is a reciprocal lattice vector) lead to sharp diffraction patterns, Eq. (8) requires that the converse does not follow. Low energy states need not display crystalline structure. The amplitudes  $\{c_n\}$  in Eq. (4) may span many distinct eigenstates. Regarding item (a) above, unlike the uniform sign observables that we will largely focus on in the next sections that are smooth single valued functions of the energy, the density differs in degenerate eigenstates. That is, one cannot determine the expectation value of the density  $\langle n(\vec{x}) \rangle$  at a specific point  $\vec{x}$  in a crystal given only its temperature (or energy density). The low temperature solid like eigenstates splinter into multiple “ergodic sectors”; each of these sectors has a different value of  $\langle n(\vec{x}) \rangle$  [43]. Contrary to typical thermal states with spontaneously broken symmetries, the superposition in Eq. (4) mixes degenerate states. The relative nonuniform phase contributions from the different eigenstates in  $S(\vec{k})$  can lead to interference effects. Given the superposition in Eq. (4), structure computed from the real space  $\psi(\vec{x})$  or structure factor measurements of the supercooled liquid (albeit containing solid like eigenstates) will generally differ from that of the low  $T$  equilibrated solid (associated with eigenstates over a vanishing energy density interval).

As  $|\psi\rangle$  is not an eigenstate of  $H$ , it evolves nontrivially with time. Nonetheless, its long time averages may simplify as we will elucidate.

## VI. LONG TIME AVERAGES OF LOCAL OBSERVABLES IN THE SUPERCOOLED STATE.

Given Eq. (4), we next invoke standard quantum mechanical calculations similar to those appearing in works on the Eigenstate Thermalization Hypothesis [31–33]. The long time average (l.t.a.) of a quantity  $O$  which we may consider to be a local operator (or derived from a sum of such operators),

$$\begin{aligned} O_{l.t.a.} &= \lim_{\tilde{T} \rightarrow \infty} \frac{1}{\tilde{T}} \int_{t_{final}}^{t_{final} + \tilde{T}} dt' \langle \psi(t') | O | \psi(t') \rangle \\ &= \lim_{\tilde{T} \rightarrow \infty} \frac{1}{\tilde{T}} \sum_{n,m} c_n^* c_m \langle \phi_n | O | \phi_m \rangle \int_{t_{final}}^{t_{final} + \tilde{T}} dt' e^{i(E_n - E_m)t' / \hbar}. \end{aligned} \quad (9)$$

The long time average of the phase factor,  $\lim_{\tilde{T} \rightarrow \infty} \frac{1}{\tilde{T}} \int_0^{\tilde{T}} dt' e^{i(E_n - E_m)t' / \hbar}$ , vanishes if  $E_n \neq E_m$ . Thus, barring special commensuration, in the long time limit of Eq. (9), only (i) diagonal matrix elements of  $O$  and (ii) matrix elements of  $O$  between degenerate states will remain. If in

the thermodynamic limit, off-diagonal matrix elements of the local operators  $O$  vanish between degenerate orthogonal eigenstates of Eq. (1), then the long time average in the supercooled state of Eq. (4) will read

$$\begin{aligned} O_{l.t.a.;s.c.} &= \sum_n |c_n|^2 \langle \phi_n | O | \phi_n \rangle = \int_{E_{s.c.}}^{\infty} dE' p_T(E') O(E') \\ &= \int_0^{\infty} dT' O(T') p_T(E'(T')) C_V'(T') \\ &\quad + \int_{\mathcal{PTETI}} dE' p_T(E') O(E'). \end{aligned} \quad (10)$$

In the last equality, the integrand of the first term is evaluated for an equilibrated system at a temperature  $T'$ ;  $E'$  is the internal energy of the equilibrated system at a temperature  $T'$  and  $C_V'(T') = (dE'/dT')$  is the specific heat of the equilibrated system at constant volume. When a latent heat interval is present, the last integral in Eq. (10) spans the corresponding “phase transition energy interval” ( $\mathcal{PTETI}$ ) at  $T = T_{melt}$  (indicated by the shaded region in Fig. 2). The empirical value of  $E$  at all temperatures and within the  $\mathcal{PTETI}$  region may be obtained by integrating the specific heat to obtain total heat transferred to the system. We briefly emphasize that although the result of Eq. (10) strictly holds only in the asymptotic long time limit, in reality a *very rapid convergence* occurs in disparate cases [44].

The key Eq. (10) transforms the average of a general operator  $O$  in the supercooled state into a weighted integral over the expected values of  $O$  for an equilibrated solid or liquid at temperatures  $T'$  augmented by contributions from equilibrium states with latent heat. The distribution  $p_T$  is the only quantity not known from experimental measurements of the equilibrated system. By Eq. (10), if the range of energies over which an assumed analytic  $p_T(E')$  has its pertinent support does not correspond to an energy density (or associated  $T'$  such that the energy is that of the equilibrium internal energy at that temperature,  $E' = E'(T')$ ) at which the equilibrated system exhibits a phase transition then, all observables  $O$  will not display the standard hallmarks of a phase transition. Thus, we now substantiated the claim made at the beginning of the current work. Namely, for conventional liquid state realizations of Eq. (1), the lowest temperatures at which transitions may be discerned by probes  $O$  must either (1) correspond to the conventional melting or freezing temperature or (2) are associated with a singular temperature dependence of the distribution  $p_T(E')$  generated by supercooling. Eq. (10) is quite powerful. For instance, if  $O$  is set to be the spatially averaged *particle density operator*  $n$ , Eq. (10) states that the long time density in the supercooled liquid  $n_{s.c.}$  can be computed from that of the density  $n'$  in the equilibrated solid at an energy  $E'$ . That is, rather explicitly,

$$n_{s.c.}(T) = \int dE' p_T(E') n'(E'). \quad (11)$$

Taken together, Eqs. (7, 11) represent a self-consistency check (and thus a prediction) for the atomic density  $n_{s.c.}$  as function of the temperature  $T$ . If the probability density  $p_T(E')$  is sharply peaked about the average energy  $E$  of the supercooled

fluid then the corresponding atomic density will be close to that of the equilibrium system at the same energy  $E$ . A broadening of  $p_T(E')$  will, of course, lead to deviations from this simple anticipation. For a narrow distribution  $p_T(E')$ , that aforementioned average  $E$  of Eq. (7) may be completely general. This average may correspond to either the internal energy density of the equilibrated system in (i) the latent heat  $\mathcal{PTEI}$  region or may lie (ii) the interval of the equilibrium solid energy densities. Thus, indeed, if the energy density of the supercooled liquid as computed from the heat capacity (i.e., the first equality of Eq. (7)) lies in the latent heat region then, correspondingly, one may anticipate the atomic density in the supercooled fluid to indeed be that of the equilibrated system in the  $\mathcal{PTEI}$  interval.

Additional features (and predictions) associated with  $p_T(E')$  may be examined by using other judicious single-valued measurable functions  $O(E)$ . When the operators  $O$  are general functions of the Hamiltonian,  $O = g(H)$  and are diagonal in the basis of the eigenstates of the Hamiltonian, Eq. (10) becomes an identity that does not necessitate a long time average. Thus, regardless of the complexity of the many body supercooled state, all expectation values of thermodynamic functions that may be derived from the internal energy are exactly given by Eq. (10) and its derivatives. When probed by such general observables  $O$ , phase transition singularities of the equilibrated system will, due to the finite width of the distribution  $p_T(E')$ , now be smeared over a finite temperature range. Thus, as a function of temperature, changes in such observables in the supercooled fluid (and their  $T$  derivatives such as the specific heat) may exhibit crossovers at the melting temperature (instead of sharp changes as they do in the equilibrated system).

## VII. RELATING VISCOSITY TO A LONG TIME VELOCITY AVERAGE.

In this and the next section, we turn to dynamics and relaxation rates governing the viscosity. Traditionally, the viscosity of supercooled liquids is experimentally measured by finding the terminal velocity  $v_{\infty, s.c.}$  of a dropping sphere. By Stokes' law, a sphere of radius  $R$  dropped into a viscous fluid reaches a terminal velocity  $v_{\infty, s.c.} = v_{l.t.a.; s.c.}$  set by the gravitational acceleration  $g$ , the viscosity  $\eta$ , and the mass densities  $\rho_{sphere}$  and  $\rho_{fluid}$  of the sphere and fluid respectively. We may include the gravitational potential and external sphere in Eq. (1). Using Eq. (10) for the operator of vertical ( $z$ -component) velocity of the sphere,  $O = v_z$ ,

$$\begin{aligned} v_{l.t.a.; s.c.} &= \frac{2}{9} \frac{\rho_{sphere} - \rho_{fluid}}{\eta} g R^2 \\ &= \int_0^\infty dT' v'_\infty(E'(T')) p_T(E'(T')) C'_V(T') \\ &\quad + \int_{\mathcal{PTEI}} dE' p_T(E') v'_\infty(E'). \end{aligned} \quad (12)$$

Here,  $v'_\infty(E'(T'))$  (or simply  $v'_\infty(E')$ ) is the terminal velocity of the sphere for an equilibrated system at a temperature  $T'$

(or internal energy  $E'$ ). The first equality in Eq. (12) is that of Stokes' law. In any given eigenstate of Eq. (1), the long time average of the sphere velocity  $v_z$  (or any other quantity  $O$ ) is equal to its expectation value in that eigenstate. Eq. (12) follows from Eq. (10) and relates the terminal sphere velocity (and thus the measured viscosity) in the supercooled liquid to terminal velocities (set by viscosities) in equilibrated liquids at temperatures  $T'$ .

## VIII. RELAXATION RATES

We next discuss a more general, yet weaker, semi-classical calculation for dynamical quantities in which off-diagonal contributions (in the eigenbasis of  $H$ ) are also omitted at finite times. In such a calculation, the relaxation rates  $r_{s.c.}$  from  $|\psi\rangle$  to unoccupied states  $\{|\phi_m\rangle\}$  generated by a time dependent perturbation  $U_{pert.}(t)$  are, similarly,

$$\begin{aligned} r_{s.c.} &= \frac{d}{dt} \sum_m |\langle \phi_m | U_{pert.}(t) | \psi \rangle|^2 = \sum_n |c_n|^2 \frac{d}{dt} \sum_m |\langle \phi_m | U_{pert.}(t) | \phi_n \rangle|^2 \\ &\equiv \sum_n |c_n|^2 r_n = \int_0^\infty dT' r'(T') p_T(E'(T')) C'_V(T') \\ &\quad + \int_{\mathcal{PTEI}} dE' p_T(E') \tilde{r}'(E'). \end{aligned} \quad (13)$$

The second equality in Eq. (13) is valid only if off-diagonal terms are neglected.  $r_n$  is the relaxation rate of a particular eigenstate  $|\phi_n\rangle$  to the set of states  $\{|\phi_m\rangle\}$  subject to the same time dependent perturbation Hamiltonian that defines the evolution operator  $U_{pert.}(t)$ . With this same perturbation, the temperature dependent relaxation rate  $r'(T')$  is that of an *equilibrated* solid or liquid at the temperature  $T'$  for which the internal energy  $E'(T') = E_n$ . The rate  $\tilde{r}'(E') = r_n$  for energies  $E' = E_n$  in the  $\mathcal{PTEI}$ . The rates  $r'(T')$  may be determined from experimental measurements. Commonly, the liquid ( $T' > T_{melt}$ ) equilibrium relaxation is governed by an Eyring type rate [45],

$$r'(T') = r'(T_{melt}) \frac{T'}{T_{melt}} e^{\left(\frac{\Delta G(T_{melt})}{k_B T_{melt}} - \frac{\Delta G(T')}{k_B T'}\right)}, \quad (14)$$

with  $\Delta G(T)$  a Gibbs free energy barrier. Because the viscosity  $\eta_{s.c.} \propto 1/r_{s.c.}$  changes in the hydrodynamic relaxation rate with temperature may be evaluated from the corresponding changes in the terminal velocity of Eq. (12). We remark that when  $T_{melt} + \bar{\sigma} > T' > T_{melt}$  with  $\bar{\sigma} \ll T_{melt}$ , the Gibbs free energy barrier varies weakly,  $\Delta G(T') \approx \Delta G(T_{melt})$ , and the equilibrium relaxation rate  $r'(T') \approx r'(T_{melt})$ . As may be readily rationalized, e.g., [46], the same dominant relaxation times  $\tau = r_{s.c.}^{-1}$  that govern the viscosity are also phenomenologically present in other response functions such as the frequency dependent dielectric function, e.g.,  $\epsilon(\omega) = (1 - i\omega\tau)^{-\beta}$  with an exponent  $0 < \beta < 1$  [47] associated with a perturbing electric field. Qualitatively, these frequency forms emulate a real-time “stretched exponential” ( $e^{-(t/\tau)^a}$  with  $a < 1$ ) type behavior that may formally be expressed as an integral over a broad distribution  $\rho(\tau')$  of relaxations of the  $e^{-t/\tau'}$  type. The evaluation

of the viscosity that we will shortly embark on does not rely on the neglect of finite time off-diagonal terms as in Eq. (13). This is so as, quite rigorously, Eq. (12) enables the determination of the viscosity from long time measurements (when indeed the off-diagonal terms may identically drop due to phase cancellations as in Eqs. (9,10)).

## IX. THE ENERGY AS A FUNCTION OF TEMPERATURE

The internal energy  $E'(T')$  in Eqs. (10,12,13) may be determined by specific heat measurements performed on the equilibrated (i.e., non-supercooled) system. At high  $T'$ , the heat capacity of a simple equilibrated harmonic solid of  $N$  atoms is  $C'_v = 3Nk_B$  (and  $E'(T') = 3Nk_BT'$ ). As  $T'$  is lowered, the heat capacity decreases. In the Debye model (e.g., [48])  $E'(T') = (3Nk_BT')F_D(\frac{T_D}{T'})$  with  $F_D(z) = \frac{3}{z^3} \int_0^z \frac{t^3}{e^t - 1} dt$ . At high temperatures,  $\lim_{z \rightarrow 0} F_D(z) = 1$ . For many solids, the Debye temperature  $T_D$  setting the cross-over scale to the limiting high  $T'$  form of the energy  $E(T')$  lies in the range  $[\frac{T_{melt}}{2}, \frac{T_{melt}}{4}]$ . Across many glass formers,  $T_g \sim 0.7 T_{melt}$  [2] while, e.g., in metallic glasses,  $T_g \sim 0.55 T_{melt}$  [49]. Thus, at temperatures between  $T_g$  and  $T_{melt}$ , in equilibrated solids, the heat capacity is nearly constant. In what will follow, our main interest will be in the change of the probability distribution in the supercooled liquid  $p_T(E')$  and quantities associated with it (including, e.g., the energy  $E(T)$  about which it is centered) as a function of temperature. As noted earlier, Eq. (6) is an exact equality with the aid of which we can compute all thermodynamic quantities. The heat capacity of the supercooled liquid must satisfy Eq. (7). All features of the heat capacity (including its well-known typical faint peak near the glass transition temperature  $T_g$ ) must be imprinted in the distribution  $p_T(E')$ . To fully explore these and other properties the contributions from both the  $\mathcal{PT}EI$  region and the temperature interval  $T' < T_{melt}$  of the equilibrated solid. Albeit typical faint peaks in the vicinity of  $T_g$ , the heat capacity of the supercooled liquid does not change markedly in the temperature range  $T_g < T < T_{melt}$  and the internal energy (or enthalpy in systems with fixed pressure) has long been well approximated by a linear function in  $T$  with negligible higher order corrections [50, 51]. Thus,  $E(T) = CT + const$  with  $C$  a constant (equal to the heat capacity of the solid at high  $T'$ ) and  $const$  an irrelevant (temperature independent) shift of the energy. With all of the above the difference between (i) the average of the energy  $E'$  as computed with  $p_T(E')$  (i.e.,  $E$ ) and (ii) the energy of the system at equilibrium melting ( $E_{melt}$ ), may be estimated as

$$(E_{melt} - E(T)) = C \times (T_{melt} - T). \quad (15)$$

## X. COMPUTING VISCOSITY VIA THE EIGENSTATE DISTRIBUTION.

As an application of Eq. (13), we examine the relaxation rate (for temperatures  $T < T_{melt}$ ) following an external shear. We may derive the relation that we obtain below

without assuming vanishing off-diagonal matrix elements at finite times. This can be done by using the stronger equality of Eq. (12) for the asymptotic long time average of the velocity of a sphere dropped into the supercooled liquid. To leading order, in both Eqs. (12, 13), only the higher energy ( $E' = CT' > E_{melt} = CT_{melt}$ ) liquid like states  $\{|\phi_m\rangle\}$  enable hydrodynamic flow favored by the perturbation [52]. The integral  $\int_{E_{melt}}^{\infty} dE' p_T(E')$  has most of its support in a narrow region of width  $\sigma_T$  near  $E_{melt}$  (the high energy tail of  $p_T(E')$  thins out very rapidly for  $E' > E_{melt}$ ). Using Eq. (13), we may then estimate the relaxation rate of the supercooled liquid,  $r_{s.c.}(T) \simeq r'(T_{melt}) \int_{E_{melt}}^{\infty} p_T(E') dE'$ . The viscosity scales with the relaxation time  $\tau = 1/r$ . As hydrodynamic relaxation due to shear is largely absent in the solid phase (i.e.,  $r^{hydro}(T' < T_{melt}) = 0$ ), the viscosity of a supercooled liquid is

$$\eta_{s.c.}(T) \lesssim \frac{\eta'(T_{melt}^+)}{\int_{E_{melt}}^{\infty} p_T(E') dE'} \equiv \bar{\eta}(T), \quad (16)$$

where  $\eta'(T_{melt}^+)$  is the viscosity of an equilibrated liquid at temperatures infinitesimally above melting. Eq. (16) will become an equality if the  $\mathcal{PT}EI$  contributions (associated with long time flow within the spatially coexisting liquid and solid regions) are ignored in Eq. (12). Due to the constraint of Eq. (6), the energy distribution  $p_T(E')$  will be centered about the internal energy of the equilibrated liquid at a temperature  $T$ . By Eq. (6), when  $T$  is far smaller than  $T_{melt}$ , the denominator in Eq. (16) is a near vanishing integral enabling a very large viscosity. At these temperatures  $T$  at which the viscosity grows, the attendant thermodynamic and other static observables of Eq. (10) need not exhibit a striking change.

## XI. THE PROBABILITY DENSITIES.

The probability density has curious characteristics triggered by the supercooling: (i)  $p_T$  cannot be a delta function as function of the energy density  $E'/V$ . This is so as otherwise the liquid will have a unique energy density  $E(T)/V$  and, accordingly the computed free energy density and all other state functions will agree with those of a system in thermodynamic equilibrium with this energy density (or associated temperature  $T$ ). The lack of thermalization mandates a *spread of energy densities* in  $|\psi\rangle$ . (ii) By its non-equilibrium nature and as it is generated by external supercooling, it may be impossible to derive  $p_T(E')$  by thermodynamic considerations associated with the Hamiltonian  $H$  alone.

To obtain a functional form of  $p_T(E')$  and the viscosity and to better understand the supercooled fluid, we briefly review energy distribution in equilibrated systems. We consider the standard case of equilibration between a liquid and a heat bath ( $B$ ) such that the combined (liquid-bath) system has an energy  $E_{tot}$ . The equilibrium probability density  $p_T(E') = P(E_B = E_{tot} - E') \propto e^{S(E_B = E_{tot} - E')/k_B}$  with  $S = S_B + S_{liquid}$ , the entropy of the combined liquid and thermal bath system. Taylor expansion of  $S$  in the energy of the small liquid system  $E' \ll E_{tot}$  yields that  $P(E_B = E_{tot} - E') = \tilde{N} e^{-\frac{1}{2k_B T^2 C_v} (E' - E(T))^2}$  and  $\tilde{N}$  is a normalization constant. A linear in  $E'$  term in the Taylor

expansion of the entropy  $S(E_B = E - E')$  is identically absent as in equilibrium the temperatures of the bath and the liquid, i.e., the first derivatives  $\partial S_B / \partial E_B = \partial S_{\text{liquid}} / \partial E' = 1/T$ . The function  $P(E_B = E_{\text{tot}} - E')$  is the probability for the liquid to have an energy  $E'$  or, equivalently, for the bath to have an energy  $(E_{\text{tot}} - E')$ —it is *not* the probability that a particular state be of energy  $E'$  (the latter is, of course, proportional to a Boltzmann weight  $e^{-E'/(k_B T)}$ ). The sum of Boltzmann weights over all such states is  $p_T(E')$ . Thus, as well known, the energy probability distribution is a Gaussian,

$$p_T(E') = \frac{1}{\sqrt{2\pi\sigma_T^2}} e^{-\frac{(E' - E(T))^2}{2\sigma_T^2}}. \quad (17)$$

In thermalized systems,  $\sigma_T^2 = k_B T^2 C'_v$ . Since both the internal energy of the  $E'$  and the specific heat  $C'_v$  are extensive, in equilibrium, the dimensionless ratio

$$\begin{aligned} A_{\text{equilibrium}} &\equiv \left( \frac{\sigma_T}{E(T)} \right)_{\text{equilibrium}} \\ &= \frac{k_B T}{E'(T)} \sqrt{\frac{C'_v}{k_B}} \rightarrow_{V \rightarrow \infty} 0 \end{aligned} \quad (18)$$

tends to zero in the thermodynamic limit. That is, the probability distribution for the energy density  $(E'/V)$  is a delta function about  $E'(T)/V$ . This delta function form in the thermodynamic limit is consistent with our arguments thus far: thermalization corresponds to a narrow distribution of energy densities. When the Hamiltonian is a sum of decoupled terms (and the Boltzmann probability distribution accordingly becomes a product of independent (not necessarily identical) probabilities), Eq. (17) reduces to the central limit theorem of statistics of large but finite size systems. In its most common formulation, the central limit theorem [53] states that the arithmetic average  $\bar{X}$  of  $\tilde{n}$  independent variables  $\bar{X} = \frac{1}{\tilde{n}} \sum_{i=1}^{\tilde{n}} X_i$  follows a Gaussian distribution with a relative error  $\frac{\sigma_{\bar{X}}}{\bar{X}} \sim 1/\sqrt{\tilde{n}}$  where  $\sigma_{\bar{X}}$  is the standard deviation of  $\bar{X}$ . In Eqs. (17,18),  $E'(T) = \int_0^T dT' C'_v(T')$ . If the specific heat  $C_v$  is temperature independent for a finite size system, then  $A_{\text{equilibrium}}$  is finite and does not change with  $T$ .

We now examine our case of the supercooled fluid. Prior to supercooling, the liquid was in an equilibrated state with a specific energy density (Eq. (18)). Supercooling is achieved via numerous virtual heat exchange events between the liquid and the surrounding bath. The temperature of the liquid rapidly changes as these events proceed. Before discussing this in more detail, we highlight a simple conceptual point. The distribution  $P_T(E')$  is the probability density for obtaining a particular  $E'$  when performing a quantum measurement of the energy (and having the system collapse to one of the eigenstates of the Hamiltonian  $H$ ). This is not to be confused with the probability distribution corresponding to the average energy  $\langle E \rangle = E(T)$  of Eq. (6). If typical supercooled states  $|\psi\rangle$  nearly all contain a similar superposition of eigenstates then the average  $\langle E \rangle$  computed with these will be nearly constant and sharp. However, in such a case, the distribution  $P_T(E')$  will, not at all, be very sharply peaked. That is,  $p_T(E')$

will contain the quantum uncertainty related with the states  $|\psi\rangle$  while the probability distribution of the possible values of  $E(T)$  only contains classical errors associated with an ensemble average. To stress this subtlety, we now explicitly turn to the density matrix. For the equilibrated system, in the thermodynamic limit, all ensembles (e.g., the micro-canonical or canonical) yield the same result. In the canonical ensemble, the initial equilibrated liquid at high temperature has a density matrix

$$\rho(t = t_{\text{initial}}) = \sum_m e^{-\tilde{\beta}(E_m - \tilde{F})} |\tilde{\phi}_m\rangle \langle \tilde{\phi}_m|. \quad (19)$$

Here,  $\tilde{\beta}$  is the inverse temperature at time  $t = t_{\text{initial}}$  and  $|\tilde{\phi}_m\rangle$  are the eigenstates (with eigenvalues  $\tilde{E}_m$ ) of the initial Hamiltonian  $\tilde{H}(t = t_{\text{initial}})$ . This initially equilibrated system has a free energy  $\tilde{F}$ . After supercooling,

$$\rho(t_{\text{final}}) = \sum_m e^{-\tilde{\beta}(E_m - \tilde{F})} |\chi_m\rangle \langle \chi_m|, \quad (20)$$

with  $|\chi_m\rangle \equiv \tilde{U}(t_{\text{final}}, t_{\text{initial}}) |\tilde{\phi}_m\rangle$  where, as in Section IV, the evolution operator  $\tilde{U}(t_{\text{final}}, t_{\text{initial}}) = \mathcal{T} e^{-\frac{i}{\hbar} \int_{t_{\text{initial}}}^{t_{\text{final}}} dt' \tilde{H}(t')}$ , with  $\mathcal{T}$  the time ordering operator. The probability to be in any eigenstate of the final system Hamiltonian  $H = H(t_{\text{final}})$  that is of energy  $E$  is

$$\begin{aligned} p_T(E') &= \text{Tr}[\rho(t = t_{\text{initial}}) \delta(H - E)] \\ &= \sum_m e^{-\tilde{\beta}(\tilde{E}_m - \tilde{F})} \mathbf{p}_m(E'), \end{aligned} \quad (21)$$

where for every state  $n$ , the weighted over probability distribution in the bottom line of Eq. (21) is

$$\mathbf{p}_m(E') \equiv \sum_n |\langle \phi_n | \chi_m \rangle|^2 \delta_{E_n, E'}. \quad (22)$$

Thus, the distribution  $p_T(E')$  is the average of the distribution  $\mathbf{p}_n(E')$  when the latter is weighted with the probability distribution  $e^{-\tilde{\beta}(\tilde{E}_m - \tilde{F})}$  of the canonical ensemble of the system equilibrated at an inverse temperature  $\tilde{\beta}$ . The width of Eqs. (17, 18) is connected to such a standard equilibrium distribution  $e^{-\tilde{\beta}(\tilde{E}_m - \tilde{F})}$  (when this is evaluated at an inverse temperature  $\beta$ ). By contrast, in the supercooled liquid, the distribution of pertinence is the probability distribution  $\mathbf{p}_m(E')$  when re-averaged over with  $e^{-\tilde{\beta}(\tilde{E}_m - \tilde{F})}$ . While the distribution given by  $e^{-\tilde{\beta}(\tilde{E}_m - \tilde{F})}$  becomes sharp in accordance with the central limit theorem, the same cannot be said for  $P_T(E')$  nor  $\mathbf{p}_m(E')$ . The probability distribution  $\mathbf{p}_m(E')$  is trivially normalized,  $\int dE' \mathbf{p}_m(E') = 1$ , due to the completeness relation  $\sum_n |\langle \phi_n | \chi_m \rangle|^2 = 1$ . The precise form of  $\mathbf{p}_m(E')$  (and  $P_T(E')$ ) depend on system details. In the absence of specifics, one may attempt to employ “Entropy Maximization” for “the least biased guess” concerning  $\mathbf{p}_m(E')$  [54]. In our case, the entropy is that derived from the distribution  $\mathbf{p}_m(E')$ . That is, we may set  $\mathbf{p}_m(E') = \mathcal{N}_m \exp(S(E')/k_B)$  where  $\mathcal{N}_m$  is a normalization constant. If the average energy computed with  $\mathbf{p}_m(E')$  is the measured  $E$  corresponding to the most likely  $E'$  then Taylor expanding  $S(E')$  about this maximum will trivially yield a Gaussian. Such expectations are bolstered by the



few numerical results that have been established. A few earlier works examined the distribution  $p_m(E')$  for quenched one-dimensional hard-core bosonic systems [55]. In these studied systems, away from exactly solvable points, the distribution in those studied systems was, indeed, numerically well approximated by a Gaussian. Because the equilibrium distribution  $e^{-\beta(\tilde{E}_m - \tilde{F})}$  is a sharp function of  $\tilde{E}$ , this will suggest that in the non-equilibrated system, the probability distribution of Eq. (21) will be of a form similar to that of Eq. (17). That is,  $p_T(E')$  may be a Gaussian centered about the energy  $E(T)$  of the supercooled fluid,  $p_T(E') = \frac{1}{\sqrt{2\pi\sigma_T^2}} e^{-\frac{(E' - E(T))^2}{2\sigma_T^2}}$ . In the vicinity of rare exactly solvable systems, the distribution  $p_m(E')$  was found to be sparse and, by virtue of the conserved “integrals of motion”, constrained to a subset of the eigenvectors. We now turn to a condition that  $p_T(E')$  must satisfy (regardless of its specific form- Gaussian or other). To *thwart equilibration* (see characteristic (i)), in supercooled liquids, the dimensionless probability density width *must* be non-zero,

$$A \equiv \left( \frac{\sigma_T}{E(T)} \right)_{s.c.} > 0. \quad (23)$$

In the simplest approximation, this ratio is  $T$  independent just as it is in finite size equilibrated systems if  $C_v$  is nearly constant. This dimensionless *non-equilibration parameter*  $A$  depends on the cooling protocols. Non-zero values imply deviations from equilibrium; as such, this parameter constitutes a dimensionless measure of the effect of supercooling (i.e., the widening of  $p_T$ ). The finite spread of energy densities (the non-vanishing dimensionless constant  $A$  in Eq. (23)) is intimately tied to the deviation of structure of the supercooled liquid from that of equilibrated solids and crystals. Of course, at high enough  $T$  when the system just started to be supercooled and/or the thermalization rate is very high relative to the cooling rate, the width of  $p_T(E')$  should tend to zero. As is evident by asking how many states share the same distribution of Eq. (5), it is seen by contrast to the equilibrium case of eigenstates constrained to an infinitesimally narrow width of energy set by  $\Delta E'$ , there is a far greater “*extensive configurational entropy*” associated with distributions  $p_T$  having a finite  $A$ . One may divide the  $E'$  axis into regions of width  $\Delta E'$ . There are exponentially many states of the form of Eq. (4) that share fixed set of values  $\{p_T(E')\}$  over a wide interval of energies  $E'$ . The number of such states is given by the product of the number of possible superpositions of eigenstates in a given energy interval  $(E', E' + \Delta E')$  that give rise to the same value of  $p_T(E')$ . As the ratio  $\frac{\sigma_T}{\Delta E'} = A \frac{E}{\Delta E'}$ , the number of such states that have the same probability distribution is exponentially large in the system size (and the corresponding configurational entropy is extensive). In [56, 57] we discuss additional aspects of the broad distribution  $p_T$  [56] and the difference between the distribution  $p_T$  and the distribution of average measured energies  $E(T)$  [57].

Similar to the above, motivated by the observation of a Gaussian distribution in the few studied numerically solvable systems [55] (in agreement with our invoked Entropy Maximization considerations above), we will assume indeed that given a recorded temperature  $T$  of the supercooled liquid, in-

stead of being a delta function distribution (as it would have been for equilibrated systems), the probability distribution of the effective temperature may be a narrow Gaussian about  $T' = T$ . That is, a viable minimal form involving the effective temperatures alone is  $\tilde{p}_T(T') \equiv C_v(T')p_T(E'(T')) \approx \frac{1}{\sqrt{2\pi\sigma_T^2}} e^{-\frac{(T' - T)^2}{2\sigma_T^2}}$ . Here,  $\tilde{p}_T(T')$  is the probability distribution for the effective temperature  $T'$ . Thus,  $\int dT' \tilde{p}_T(T') = 1$ . Similar to Eq. (23), the dimensionless ratio quantifying the spread  $\sigma_T$  in the effective equilibrium temperatures  $T'$  is finite,  $\bar{A} = \left( \frac{\sigma_T}{T} \right)_{s.c.} > 0$ . Temperature scales such as  $T_{melt}$  only apply to the Hamiltonian of Eq. (1) that describes the evolution after supercooling. The scales for  $\sigma_T$  are different. A general supercooling operator  $\tilde{U}(t_{final}, t_{initial})$  that leads to the state  $|\psi\rangle$  (and the distribution  $\tilde{p}_T(T')$ ) may only have  $(k_B T)$  as its only natural energy scale. If, upon supercooling, locally stable low energy microstates (so-called “inherent structures” [59]) form and persist to lower temperatures or other features appear at specific temperatures then these may further amend the distributions that we are considering and lead to additional special temperatures that appear in  $\tilde{p}_T$ .

In all studied supercooled liquids (silicates, metallic, and organic liquids) [60], the small dimensionless fraction  $\bar{A}$  did not vary much (more precisely,  $0.05 \lesssim \bar{A} \lesssim 0.12$ ). Further specific details concerning  $E(T)$  and  $p_T(E')$  beyond the all too general notions outlined here will be provided elsewhere [61].

## XII. THE VISCOSITY BELOW MELTING.

With the substitution of Eqs. (17, 23) or of the Gaussian  $\tilde{p}_T$  above, the viscosity of Eq. (16) (when Eq. (16) appears as an equality instead of a more precise inequality when the  $\mathcal{PT}EI$  contributions in Eq. (12) are non-zero),

$$\eta_{s.c.}(T) = \frac{\eta_{s.c.}(T_{melt})}{\text{erfc}\left(\frac{E_{melt} - \langle E \rangle}{\sigma_T \sqrt{2}}\right)} = \frac{\eta_{s.c.}(T_{melt})}{\text{erfc}\left(\frac{T_{melt} - T}{\bar{A} T \sqrt{2}}\right)}. \quad (24)$$

The first equality of Eq. (24) follows from Eq. (17). The final result in the above equation is obtained from a substitution of a minimal effective temperature Gaussian distribution  $\tilde{p}_T(T')$  into Eq. (16). This relation is also an outcome of Eq. (23) and the first equality in Eq. (24) with  $\bar{A} \equiv \frac{A}{C_{s.c.}}$ . The average effective specific heat of the supercooled system  $C$  links the energy of the supercooled liquid to the temperature via Eq. (15) for  $T_< \leq T \leq T_{melt}$ . Here,  $T_<$  is the lowest temperature for which viscosity data exist. In nearly all measurements of viscosity of different materials, this temperature is not far lower than  $T_g$  [62]. In the approximation of Eq. (16), valid for a Gaussian  $p_T$  when  $\sigma_T \ll T_{melt}$ , at  $T = T_{melt}$ , a “half” of the distribution  $p_T$  includes localized solid states while the other half is comprised of delocalized liquid states (see Fig. 2b), the relaxation rate of the equilibrated liquid is double that of the supercooled fluid. Accordingly, the viscosity of the supercooled liquid at  $T = T_{melt}$  is double that of the equilibrated liquid just above melting, i.e.,  $\eta_{s.c.}(T_{melt}) \approx 2\eta'(T_{melt}^+)$ . When the  $\mathcal{PT}EI$  contributions in Eq. (12) are included, the more detailed inequality

of Eq. (16) leads to another prediction of the theory,

$$\frac{\eta_{s.c.}(T_{melt})}{\eta'(T_{melt}^+)} \lesssim 2. \quad (25)$$

This relation between the viscosity of the supercooled liquid  $\eta_{s.c.}(T_{melt})$  and the equilibrium viscosity  $\eta'(T_{melt}^+)$  will, of course, generally break down for a bimodal or other non-Gaussian  $p_T$ . The prediction of Eq. (25) may be tested by noting that in the equilibrium system the viscosity follows an Arrhenius form (as we will form discuss in Section XV), i.e.,  $\eta'(T') \simeq \eta_0 \exp(\Delta G/(k_B T'))$  with  $\Delta G$  an approximately temperature independent free energy barrier. Thus, one may examine a fit of the viscosity of the glass forming liquid at high temperatures (above melting) and extrapolate this form to the melting temperature in order to obtain  $\eta'(T' = T_{melt})$ . As we will report elsewhere [61], the theoretically predicted Eq. (25) is indeed satisfied for all types of glass formers examined.

In Fig. 1b, we plot Eq. (24) with a single fitting parameter  $\bar{A} \ll 1$  (consistent with our assumption of  $\bar{\sigma}_T \ll T_{melt}$ ). In the Gaussian approximation to  $p_T$ , we may determine the  $T$  dependence of  $\bar{\sigma}_T$  by equating the numerical value of  $\eta_{s.c.}(T)$  in measured data (Fig. 1a) with the theoretical prediction of Eq. (24). As implied by a nearly constant value of the dimensionless parameter  $A$  in Eq. (23), the linearity of  $\bar{\sigma}_T$  in  $T$  is evident in Fig. 1c. Since  $\text{erfc}(z \gg 1) \sim \frac{e^{-z^2}}{z\sqrt{\pi}}$ , when  $(T_{melt} - T) \gg \bar{\sigma}_T = \bar{A}T$ ,

$$\begin{aligned} \eta_{s.c.}(T) &\sim \sqrt{\frac{2}{\pi}} \bar{\sigma}_T \frac{e^{\frac{(T_{melt}-T)^2}{(2\bar{\sigma}_T^2)}}}{(T_{melt}-T)} \eta_{s.c.}(T_{melt}) \\ &= \bar{A} \sqrt{\frac{2}{\pi}} \frac{T}{T_{melt}-T} e^{\frac{(T_{melt}-T)^2}{2(\bar{A}T)^2}} \eta_{s.c.}(T_{melt}). \end{aligned} \quad (26)$$

Thus, asymptotically at temperatures far below melting,  $\eta_{s.c.}$  scales exponentially in  $(\frac{T_{melt}}{T} - 1)^2$  similar to fits in [19]. We derived Eqs. (24, 26) having only the single parameter  $\bar{A}$ . We find other related forms over an extended  $T$  range if (I) Eyring type relaxation times are employed and (II) a specific relation [45] between the viscosity and the relaxation time  $\tau$ , average spatial particle density  $n$ , and temperature  $T$  is assumed for the supercooled liquid ( $\eta_{s.c.} = n k_B T \tau_{s.c.}$ ) [63]. The use of Eyring instead of Arrhenius dynamics (the factor of  $\frac{T'}{T_{melt}}$  in Eq. (14) does not appear for Arrhenius dynamics) leads to results identical to Eq. (24) in the limit of small  $\bar{A} \ll 1$ . Eq. (16) is valid when  $p_T$  has most of its  $E' > E_{melt}$  weight concentrated at  $E' = E_{melt}^+$ . Thus, apart from the conditions for the validity of the distribution  $\tilde{p}_T(T')$ , we anticipate that Eq. (24) holds for  $T < T_{melt}(1 - \bar{A})$ .

### XIII. COOPERATIVE EFFECTS AND ESTIMATE OF THE SINGLE PARAMETER IN THE FIT.

A consequence of the present theory is that there exists a temperature  $T_A > T_{melt}$ , such that for  $T < T_A$ , cooperative effects onset and the liquid may violate the Stokes-Einstein and other relations that hold for thermal systems. As we noted

earlier, at low  $T' < T_{melt}$ , an equilibrated solid is no longer fully ergodic. Instead, the solid exhibits ergodicity in disjoint phase space regions or the earlier noted “ergodic sectors” [43]. In that regard, the system is reminiscent of localized systems below the “mobility edge” [64] that is set, in our case, by the melting energy density. As the distribution  $p_T(E')$  may generally have a significant spread of energy densities, it follows that already at some temperature  $T_A > T_{melt}$ , the distribution  $p_T(E')$  may start to have substantial weight associated with the solid-like states. More generally, a finite relative width of the energy density distribution  $p_T(E)$  indicates a deviation from the equilibrium result of Eq. (18) yet that deviation might not be obvious if the equilibrium observables do not change significantly over this energy range. The variation may be pronounced once low energy solid-like states appear. For a Gaussian  $p_T(E')$  such as that discussed earlier,  $(T_A - T_{melt}) = O(\bar{\sigma}_T)$  with  $\bar{\sigma}_T$  the corresponding width in temperatures previously introduced. Indeed, concurrent numerical simulations of metallic glass formers [41, 42] indicate the breakdown of the Stokes-Einstein relation at temperatures only slightly above that of melting. Interestingly, a low temperature deviation from an Arrhenius behavior for the viscosity typical of equilibrated liquids above melting [41] onsets at the same temperature  $T_A$  at which the Stokes-Einstein relation is violated. Within the framework of the current theory, a larger than Arrhenius (super-Arrhenius) viscosity must appear when  $p_T(E')$  includes low-temperature solid type states (as indeed occurs below the same temperature  $T_A > T_{melt}$ ) and/or liquid type eigenstates that are not ergodic and may thus break the Stokes-Einstein relation. In the viscosity fits displayed in [23] for multiple types of glass formers, a deviation from Arrhenius behavior appeared at a temperature that, on average, for the 11 glass formers investigated therein, was 0.096 times higher than the melting temperature [24]. A similar average value of  $(T_A - T_{melt})/T_{melt}$  (of 0.075) was found [45] for the 23 metallic glass formers analyzed in [49]. We speculate that for each liquid, this scale may coincide with  $\bar{A}$ . Indeed, for the glass forming liquid o-terphenyl (see Fig. 1), we found when contrasting the simple theoretical prediction of Eq. (24) with data, a value  $\bar{A} = 0.049$  while, experimentally, deviations from bare Arrhenius behavior are indeed already observed at a temperature 0.057 higher than melting [23, 24]. Given the above, we may estimate the single parameter  $\bar{A}$  in the temperature regime of Eq. (24). Specifically, at  $T_A$  the Gaussian  $p_T(E')$  extends into energy densities below that of melting. One can approximate this single parameter in the supercooled fit of Eq. (24) from the viscosity data above melting via

$$\bar{A} \approx \frac{T_A - T_{melt}}{T_{melt}}. \quad (27)$$

As we remarked earlier, in all liquids that we examined [60],  $\bar{A} \approx 0.05 - 0.12$ . If Eq. (27) is correct then it enables an estimate of the single unknown parameter in our expression for the viscosity below melting (Eq. (24)) from viscosity measurements at high  $T$ . For completeness, we remark that another possibility is that  $T_A$  marks a genuine property of the equilibrated liquid and is not, at all, an outcome of supercooling. As noted, at high enough temperatures, the system is

thermal. At these temperatures, the distribution  $p_T$  must become narrow and cannot be described a Gaussian of finite relative width set by the constant non-thermalization parameter  $\bar{A}$ . The specific heat of the supercooled liquid is very close to that of the annealed fluid at temperatures above melting.

#### XIV. DYNAMICAL HETEROGENEITIES.

As Eq. (4) and characteristic (i) highlight, non-thermalization implies that *there must be a distribution of energies* in the relevant eigenstates that comprise the supercooled liquid. We may associate an effective temperature  $T' = U^{-1}(E')$  to eigenstates of energy  $E'$ . Here,  $U^{-1}$  is the inverse function associated with the internal energy  $U(T') \equiv E'(T')$  at temperature  $T'$  of the equilibrium system defined by Eq. (1). The mixture of effective temperatures  $T'$  (associated with the states appearing in Eq. (4)) each with its own characteristic dynamics may lead to spatially non-uniform motion. For exponentially activated and other common dynamics, in the equilibrated solid, the local instantaneous relaxation rates differ more substantially at low  $T'$ . By contrast, small variations at high temperature will not trigger significant change in the dynamics. We may thus expect, the dynamics to be more spatially heterogeneous at low temperature  $T$  of the supercooled liquid as has been experimentally observed [65].

#### XV. VISCOSITY ABOVE THE MELTING TEMPERATURE.

In equilibrated liquids, the relaxation rate is given by Eq. (14). We may apply Eqs. (12, 13) for liquids supercooled to a final temperature  $T \gtrsim T_A > T_{melt}$ . In this case, we only have liquid like eigenstates in the decomposition of Eq. (4) and the lower  $T' > T_{melt}$  cutoff in the integrals of Eqs. (12, 13) becomes essentially irrelevant. Because typically, the Gibbs free energy does not vary strongly with  $T'$  for temperatures close to “ $T_A$ ”, the viscosity of the supercooled liquid may be approximated by an Arrhenius form with an activation barrier  $\Delta G$ , i.e., the *equilibrium viscosity* is  $\eta(T') = \eta_0 \exp(\Delta G(T')/(k_B T'))$  with a constant  $\eta_0$  and nearly constant  $\Delta G(T')$ . By Eqs. (12,13), if  $\mathcal{PTEI}$  contributions may be ignored then

$$\eta_{s.c.}(T) = \frac{\eta_0}{\int_{T_{melt}}^{\infty} dT' C_v(T') e^{-\frac{\Delta G(T')}{k_B T'}} p_T(E'(T'))}. \quad (28)$$

Elsewhere, it was illustrated (both theoretically (for general liquids using WKB [45]) and experimentally (for metallic glass formers [49])) that  $\eta_0 \simeq nh$  with  $n$  the average spatial particle number density and  $h$  Planck’s constant. Since  $\Delta S = -\frac{\partial}{\partial T} \Delta G$  [45],

$$\Delta S = -\frac{\partial}{\partial T}(k_B T \ln \eta(T)), \quad (29)$$

while the energy (or, more precisely, enthalpy) barrier is

$$\Delta H = k_B T \ln\left(\frac{\eta}{\eta_0}\right) - T \frac{\partial}{\partial T}(k_B T \ln \eta(T)). \quad (30)$$

The entropy difference  $\Delta S$  associated with enthalpy barriers  $\Delta H$  may be probed by invoking the measured  $T$  dependence of the viscosity. A nearly constant free energy activation barrier implies that  $\Delta S \sim 0$ . The temperature  $T_A$  may be found by setting Eq. (29) to zero. For *equilibrium liquids* [45]  $\Delta S \geq 0$ .

#### XVI. DEPENDENCE OF HYDRODYNAMIC MODES ON GEOMETRICAL BOUNDARIES.

For equilibrated liquids in bounded volumes, long time flow depends on the temperature and the boundary conditions. Hydrodynamic modes of liquid type eigenstates in Eq. (4) may have larger spatial amplitudes in larger volumes. More generally, we may anticipate Airy [66] and other types of waves to depend on system size and be more constricted in smaller spatial volumes. These qualitative ideas may broadly rationalize concrete effects found in glass formers, e.g., [68].

#### XVII. PREDICTIONS AND CONCLUSIONS.

The central prediction of our approach is that the experimental thermodynamic and dynamic measures of supercooled fluids will, respectively, be given by Eqs. (6,10) and Eqs. (12, 13). In these equations, all quantities are measurable for the equilibrated system apart from the probability density  $p_T(E')$ . This density is constrained by Eq. (6). Although  $p_T(E')$  is a quantum mechanical object it may be computed by conventional standard classical simulations (i.e., examining the energy densities over a large ensemble of many independent runs of the same system). By analogy to the equilibrium system, we argued that the probability distribution for the energy density may be a simple Gaussian. We assume that this Gaussian is peaked about an internal energy density that is linear in the temperature  $T$  and has a width that is linear in the temperature ( $\bar{\sigma}_T = \bar{A}T$ ), see Eqs. (17,23). This probability distribution leads to a very simple expression for the predicted viscosity of supercooled liquids (Eq. (24)) below the melting (or liquidus) temperature. As a proof of principle of our simple ideas, in Fig. 1b we fitted viscosity data of a glass forming liquid with the single parameter  $\bar{A}$  potentially linked with a deviation from an Arrhenius behavior. In a companion work [60], we will report that the single parameter in our theory is nearly constant across many different glass formers,  $\bar{A} \sim 0.05 - 0.12$ . If correct, Eq. (24) requires that viscosity data from different glass formers may be made to *universally collapse with the use of the single dimensionless parameter  $\bar{A}$* . In particular, if the dimensionless scaled viscosity data  $\eta/\eta(T_{melt})$  is plotted for different fluids as a function of the dimensionless “reduced” temperature  $\frac{T_{melt}-T}{AT}$  the data should be made to collapse with the single adjustable parameter  $\bar{A}$ . In [60], we demonstrate that this indeed exactly occurs for many different types of glass formers- silicates, metallic glass formers, and organic glasses. Figure 3 demonstrates that this collapse indeed occurs. An consequence of our theory for the viscosity at the melting temperature is given by the inequality

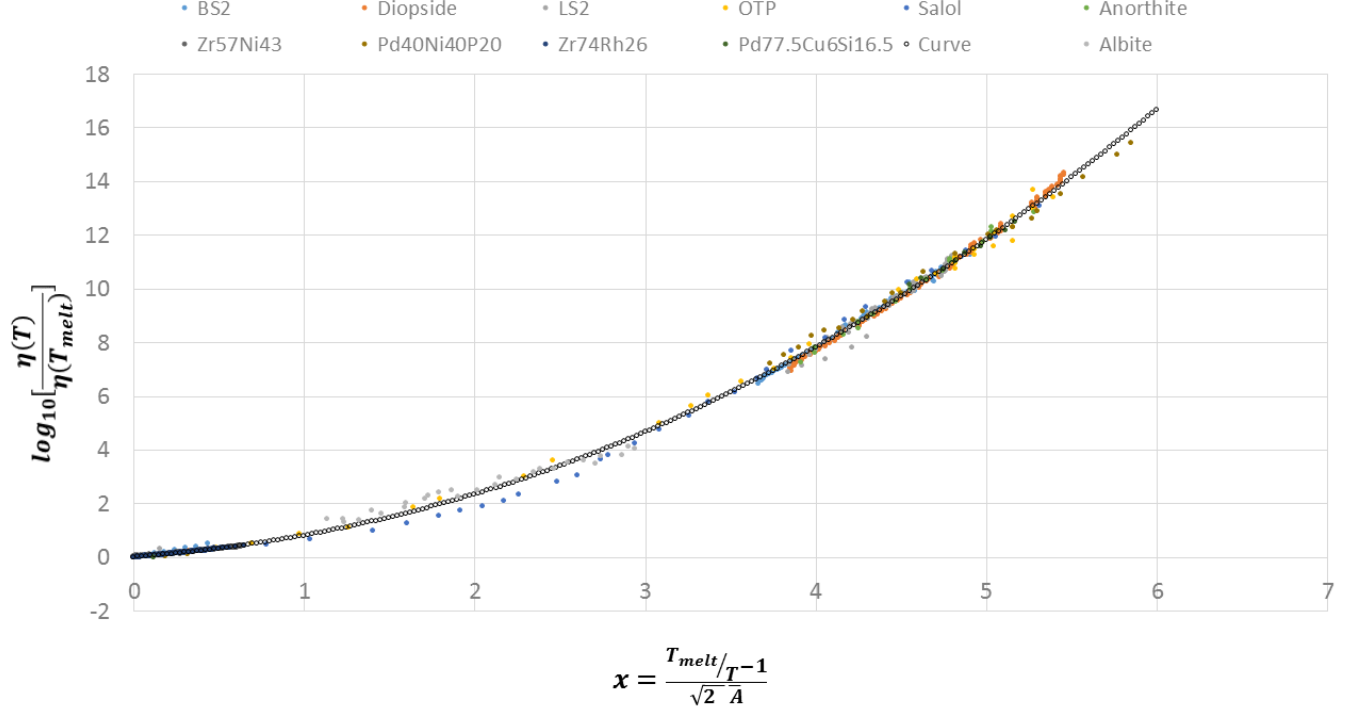


FIG. 3. From Weingartner et al., [60]. We plot, for each of eleven fluids, the logarithm of the viscosity of divided by the viscosity at the melting temperature as a function of a reduced temperature (with the parameter  $\bar{A}$  and experimentally measured melting temperature  $T_m$  associated with each of the respective fluids), see text. The collapse predicted by Eq. (24) (“curve” in the above legend) [58] is tested for 11 liquids that span diverse types of glass formers (organic, metallic, and silicate) The viscosity collapses over 16 decades of data.

of Eq. (25). In future work [61], we will report that this inequality is indeed satisfied with the upper bound (the ratio of two) being saturated in fragile glassformers.

The quantities in Eqs. (10, 13) may be varied by applying external magnetic fields in metallic glass systems or external strains on more general systems; these will then trigger changes in measured thermodynamic and dynamic response as predicted by these equations. Each measurement of a different observable  $O$  or a relaxation rate will lead to an additional independent constraint on  $p_T(E')$ . We remarked on an explicit prediction for the atomic density (Eq. (11)) consistent with heat capacity measurements (Eq. (7)). In forthcoming work, we will analyze these and other quantities.

A prediction of our theory is that the photon *emission spectrum* be related to that of equilibrium systems at different temperatures  $T'$  when weighted by the distribution  $p_T(E'(T'))$

(i.e., weighted with the equilibrium temperature dependent distribution  $\tilde{p}_T(T') \equiv p_T(E'(T'))$ ). Specifically, the energy density  $u_{s.c., \omega}(T)$  associated with photons of a given frequency  $\omega$  emitted by the supercooled liquid is given by

$$u_{s.c., \omega}(T) = \int dT' \tilde{p}_T(T') u'_\omega(T'), \quad (31)$$

augmented by  $\mathcal{PT}EI$  contributions. Here,  $u'_\omega(T')$  is the energy density carried by photons of frequency  $\omega$  when they are in equilibrium with the thermal system at a temperature  $T'$ . Thus, the emission spectrum from the glass at a temperature  $T$  may be related to that in the equilibrium solid at temperatures  $T'$  via a smearing given by the same distribution  $\tilde{p}_T$  that governs the liquid dynamics and thermodynamics.

Although we have focused on structural glasses, the results of Eqs. (6,10) are general. For instance, one may consider

metals given by Eq. (1) (or a simplification thereof) augmented by an applied external electric field for which the charge current

$$\vec{J} = \sum_j q_j \vec{v}_j. \quad (32)$$

Here,  $\{q_j\}$  are the charges of the carriers and  $\{\vec{v}_j\}$  their corresponding velocities. Similar to Eq. (12), one may compute both the long time average of the current  $\vec{J}$  (and thus the DC conductivity) as well as thermodynamic observables (e.g., Eq. (6)) from the probability distribution  $\tilde{p}_T$ . Thus, our framework may be of use in inhomogeneous electronic systems, e.g., [67].

Another extension of our framework of Eqs. (6, 10) involves fluctuations in the particle number density or chemical potential (with these augmenting the fluctuations in the energy density or effective equilibrium temperature that we analyzed in the current work). That is, we may envision superposing states of different particle densities in Eq. (4). In such a case, the resultant probability distribution  $\tilde{p}_{T,\mu}(T',\mu')$  is a function of both an effective temperature  $T'$  and a chemical potential  $\mu'$  of the equilibrium system. Superposing individual states with varying carrier or other particle number densities might, e.g., lead to a broadening of the Fermi surface and deviations from Fermi liquid type behaviors in electronic systems.

For completeness, we remark on another route of becoming non-ergodic that was not discussed in the current work. Such a path is afforded by not only having an energy density distribution of a finite width but by being constrained to a subspace of the set of all states of a given energy (or those over an energy interval of a small width). If and when this occurs, such a confinement to a constricted subspace may impact

many properties that are not solely energy dependent (possibly including structure). As discussed in the Supplementary Information (Appendix B therein), the probability for that to occur is small. However, even if such a confinement does transpire, if the property computed depends only on the energy then being constrained into a subspace of the states that lie in the energy distribution does not matter- all that is important is the energy alone. In essence, this is our assumption for the viscosity and other hydrodynamic properties.

We conclude with a final short remark concerning glasses. Our theory relies on the behaviors of the equilibrated system. Thus, if the equilibrium transitions associated with different systems are notably distinct from one another then it is natural to anticipate disparate dynamics in the corresponding systems when they are supercooled. We speculate that this may reconcile numerical observations concerning the seeming lack of correlation between structure and dynamics, e.g., [69]. In the Supplementary Information, we qualitatively sketch how the concept advanced in this work may naturally lead to the empirical facts underlying the Kauzmann paradox and further discuss the possibility of many body localized eigenstates and low temperature glasses.

*Acknowledgements.* I am extremely grateful to N. Wein-gartner for help with the numerical fits and gratefully acknowledge ongoing works with F. S. Nogueira, N. Weingartner, K. F. Kelton, M. Blodgett, E. Altman, S. Banerjee, and L. Rademaker on related problems. I wish to thank G. Biroli, G. Parisi, and T. Schaefer for prompting me to write up my approach as a relatively brief article capturing the central ideas. I am highly appreciative of positive remarks by T. Egami and to further questions by D. Huse. This research was supported by the NSF DMR-140911229 and the Feinberg foundation visiting faculty program at Weizmann Institute.

- 
- [1] P. W. Anderson, *Science* **267**, 1615 (1995).
  - [2] S. A. Kivelson and G. Tarjus, *Nature Materials* **7**, 831 (2008).
  - [3] C. A. Angell, *Science* **267**, 1924 (1995).
  - [4] R. Busch, *JOM* **52**, 39 (2000).
  - [5] G. Adam and J. H. Gibbs, *J. Chem. Phys.* **43**, 139 (1965).
  - [6] T. R. Kirkpatrick, D. Thirumalai, and P. G. Wolynes, *Phys. Rev. A* **40**, 1045 (1989).
  - [7] G. Parisi and M. Mezard, *J. Chem. Phys.* **111** (1999).
  - [8] X. Xia and P. G. Wolynes, *Proc. Natl. Acad. Sci.* **97**, 2990 (2000).
  - [9] M. H. Cohen and G. S. Grest, *Phys. Rev. B* **20**, 1077 (1979); G. S. Grest and M. H. Cohen, *Phys. Rev. B* **21**, 4113 (1980); G. S. Grest and M. H. Cohen, *Adv. Chem. Phys.* **48**, 455 (1981); M. H. Cohen and G. S. Grest, *J. Non-Cryst. Solids* **61/62**, 749 (1984).
  - [10] V. Lubchenko and P. G. Wolynes, *Ann. Rev. of Phys. Chemistry* **58**, 235 (2007).
  - [11] F. Stillinger and P. G. Debenedetti, *Annu. Rev. Condens. Matter Phys.* **4**, 263 (2013).
  - [12] J. S. Langer, *Reports on Progress in Physics* **77**, 042501 (2014).
  - [13] G. Tarjus, arXiv:1010.2938 (2010).
  - [14] L. Berthier and G. Biroli, *Rev. Mod. Phys.* **83**, 587 (2011).
  - [15] S. Sastry, P. G. Debenedetti, and F. H. Stillinger, *Nature* **393**, 554 (1998).
  - [16] W. Gotze in *Liquids, Freezing and the Glass Transition* (Eds. J. P. Hansen, D. Levesque, and J. Zinn-Justin) p. 287-503 (North-Holland) (1991).
  - [17] S. P. Das, *Rev. Mod. Phys.* **76**, 785 (2004).
  - [18] Y. S. Elmatad, R. L. Jack, D. Chandler, and J. P. Garrahan, *Proc. Natl. Acad. Sci. USA* **107**, 12793 (2010).
  - [19] Yael S. Elmatad, David Chandler, and Juan P. Garrahan, *J. Phys. Chem. B* **113**, 5563 (2009).
  - [20] M. A. Moore and J. Yeo, *Phys. Rev. Lett.* **96**, 095701 (2006).
  - [21] J. C. Mauro, Y. Yue, A. J. Ellison, P. K. Gupta, D. C. Allan, *Proc. Natl. Acad. Sci. USA* **106**, 19780 (2009).
  - [22] M. D. Demetriou, J. S. Harmon, M. Tao, G. Duan, K. Samwer, and W. L. Johnson, *Phys. Rev. Lett.* **97**, 065502 (2006).
  - [23] D. Kivelson, S. A. Kivelson, X. Zhao, Z. Nussinov, and G. Tarjus, *Physica A* **219**, 27 (1995).
  - [24] Z. Nussinov, *Physical Review B* **69**, 014208 (2004).
  - [25] G. Tarjus, S. A. Kivelson, Z. Nussinov, and P. Viot, *Journal of Physics: Condensed Matter* **17**, R1143 (2005).
  - [26] H. Vogel, *Z. Phys.* **22**, 645 (1921); G. S. Fulcher, *J. Am. Ceram. Soc.* **8**, 339 (1925); G. Tammann and W. Z. Hesse, *Anorg. Allgem. Chem.* **156**, 245 (1926).
  - [27] K. Binder and A. P. Young, *Rev. Mod. Phys.* **58**, 801 (1986).

- [28] M. Mezard, G. Parisi, and M. A. Virasoro, *Spin glass theory and beyond*, Singapore: World Scientific (1987)
- [29] E. Rossler, and H. Sillescu, *Organic Glasses and Polymers*, Materials Science and Technology, ISBN: 3527313958 (2006).
- [30] K. Huang, *Statistical Mechanics*, ISBN: 0471815187 Wiley (1987).
- [31] J. M. Deutsch, Phys. Rev. A **43**, 2046 (1991).
- [32] M. Srednicki, Phys. Rev. E **50**, 888 (1994).
- [33] M. Rigol, V. Dunjko, and M. Olshanii, Nature **452**, 854 (2008).
- [34] J. von Neumann, Z. Phys. **57**, 30 (1929); English translation by R. Tumulka, J. Eur. Phys. H **35**, 201 (2010); Peter Reimann, arXiv:1507.00262 (2015).
- [35] D. Basko, I. Aleiner, and B. Altshuler, Annals of Physics **321**, 1126 (2006).
- [36] V. Oganesyan and D. A. Huse, Phys. Rev. B **75**, 155111 (2007).
- [37] R. Vosk and E. Altman, Phys. Rev. Lett. **110**, 067204 (2013).
- [38] J. Z. Imbrie, arXiv:1403.7837 (2014).
- [39] Rahul Nandkishore and David A. Huse, Annual Review of Condensed Matter Physics, **6**, 15 (2015).
- [40] M. Schreiber, S. S. Hodgman, P. Bordia, H. P. Luschen, M. H. Fischer, R. Vosk, E. Altman, U. Schneider, and I. Bloch, arXiv:1501.05661 (2015).
- [41] R. Soklaski, V. Tran, Z. Nussinov, K. F. Kelton, and L. Yang, preprint arXiv:1502.01739 (2015).
- [42] Abhishek Jaiswal, Takeshi Egami, and Yang Zhang, Phys. Rev. B **91**, 134204 (2015).
- [43] N. Goldenfeld, *Lectures on Phase Transitions and the Renormalization Group*, Frontiers in Physics (1992).
- [44] The equalities of Eqs. (9, 10) concerning  $O_{l,t,a;s,c.}$  are not merely mathematical asymptotic statement. In systems that thermalize, the averages  $O_{l,t,a;s,c.}$  are experimental measurements provide in all but the shortest times. This may be seen by repeating standard steps in the derivation of the time-energy uncertainly relation. In the context of Eq. (9), to illustrate this point, one may, e.g., consider  $p_T(E')$  to be a Gaussian of width  $\sigma_{local}$  and the off-diagonal matrix elements of a local operator  $O$  to be a fixed constant between the eigenstates that may differ in energy with the aforementioned Gaussian set by  $\sigma_{local}$ . In such a case, a straightforward integration demonstrates that already for times  $\tilde{T}$  of the order of  $(\frac{\hbar}{\sigma_{local}})$ , rapid off-diagonal phase cancellations will occur and the temporal average of  $\frac{1}{\tilde{T}} \int_{t_{final}}^{t_{final}+\tilde{T}} dt' \langle \psi(t') | O | \psi(t') \rangle$  will, essentially, be given by its long time average value. In typical systems, for a local fluctuation  $\sigma_{local}$  is of the order of  $(k_B T)$  (consider, e.g., the standard relation for  $\sigma_T$  in equilibrated system after Eq. (17) for an effectively local system with a finite  $C_v$ ). At room temperature ( $T = 300K$ ), this very short time scale (set by  $(\hbar/(k_B T)) \sim 160$  femtoseconds) may, in principle, be observable by luminescence measurements [45].
- [45] Z. Nussinov, F. S. Nogueira, M. Blodgett, and K. F. Kelton, arXiv:1409.1915 (2014).
- [46] A. V. Balatsky, M. J. Graf, Z. Nussinov, and J.-J. Su, Journal of Low Temperature Physics **172**, 388 (2013).
- [47] D. W. Davidson and R. H. Cole, Journal of Chem. Phys. **18**, 1417 (1950); ibid. **19**, 1484 (1951).
- [48] N. W. Aschcroft and N. D. Mermin, *Solid State Physics*, Holt, Rinehart, and Winston (1976).
- [49] M. Blodgett, T. Egami, Z. Nussinov, and K. F. Kelton, Scientific Reports **5**, 13837 (2015).
- [50] J. F. Stebbins, I. S. E. Carmichael, and D E. Weill, American Mineralogist **68**, 717 (1983).
- [51] C. Austin Angell, Chapter 2 (“Heat Capacity and Entropy Functions in Strong and Fragile Glass-Formers, Relative to those of Disordering Crystalline Materials”) in *Glassy, amorphous and nano-crystalline materials: thermal physics, analysis, structure and properties* edited by Jaroslav Sestk, Jiri J. Mare, and Pavel Hubk, “Hot topics in thermal analysis and calorimetry” **8**, Springer Dordrecht, London (2011).
- [52] The motion (or “flow”) of defects in solids (e.g., dislocations or grain boundaries) is a fascinating topic. Illuminating analysis [70] suggests that in the properly defined limit of vanishing external stress (or small mass of the sphere dropped into the supercooled liquid), the time scale for flow in equilibrium solids (if these are crystalline) indeed does *diverge*. For finite applied stress, the relaxation time is finite (and does not diverge in the thermodynamic limit).
- [53] V. Paulauskas and A. Rackauskas, *Approximation Theory in the Central Limit Theorem: Exact Results in Banach Spaces*, ISBN: 9789401177986, Springer Science & Business Media (2012).
- [54] E. T. Jaynes, Phys. Rev. **106**, 620 (1957); E. T. Jaynes, Phys. Rev. **108**, 171 (1957).
- [55] L.F. Santos, A. Polkovnikov, and M. Rigol, Phys. Rev. Lett. **107**, 040601 (2011); L D’Alessio, Y Kafri, A Polkovnikov, and M Rigol, arXiv preprint arXiv:1509.06411 (2015).
- [56] In this brief comment, we return to the discussion of the equilibrium system and highlight a simple conceptual point concerning intuition that cannot be blindly borrowed from standard equilibrium statistical mechanics. For any Hamiltonian that is a sum of quasi-local terms  $h_R$  that have their support in regions  $R$  (i.e., for Hamiltonian of the type  $H = \sum_R h_R$  with  $O(N)$  operators  $h_R$ ) all relative fluctuations must vanish in the thermodynamic limit. This is because in such equilibrated systems, the connected correlation functions between far separated local terms vanish,  $\langle h_R h_{R'} \rangle - \langle h_R \rangle \langle h_{R'} \rangle \rightarrow_{|R-R'| \rightarrow \infty} 0$ . Here, the average  $\langle - \rangle$  is performed relative to an equilibrium state defined by  $H$ . In such a case, only connected correlation functions involving geometrically close regions  $R$  and  $R'$  contribute to  $\sigma^2 = \langle (H^2) \rangle - \langle H \rangle^2$  and only  $O(N)$  connected correlation functions will be finite (in accordance with the earlier stated known results concerning fluctuations in equilibrated systems). However, if the state  $|\psi\rangle$  in which the energy fluctuations are computed *is not generated* by  $H$  (i.e., not an equilibrium state formed by a sharp superposition of the individual eigenstates  $|\phi_n\rangle$ ), such locality arguments are void. In particular, relative to any random state formed by quenching embodying coupling to an external, rapidly evolving, heat bath, the fluctuations may be sizable. Furthermore, the Coulomb interactions in the time dependent variant of Eq. (1) and other effects augmenting these during the rapid cooling process are non-local.
- [57] To underscore that while the energy density computed from  $p_T$  can have a finite width, the average energy density  $\langle E \rangle / V$  may be of vanishing width, we remark that the probability distribution for  $E = \langle E \rangle$  is given by the second line of Eq. (21) with the distribution of  $p_m(E')$  of Eq. (22) replaced by a very different function,
- $$\bar{p}_m(E) = \delta\left(\sum_n |\langle \phi_n | \chi_m \rangle|^2 E_n - E\right). \quad (33)$$
- [58] Z. Nussinov, arXiv:1510.03875 (2015).
- [59] S. Sastry, Phase Transitions **75**, 507, Issue 4-5 (2002).
- [60] N. Weingartner, C. Pueblo, F. S. Nogueira, K. F. Kelton, and Z. Nussinov, arXiv:1512.04565 (2015).
- [61] N. Weingartner, F. S. Nogueira, and Z. Nussinov, in preparation.
- [62] The definition of the assumed constant specific heat is similar to Eq. (15) for the equilibrated systems. Specifically, for the supercooled liquid we define  $C_{s.c.}(T) \equiv E(T)/T$ . If the specific heat does not strongly vary with the temperature  $T$  then we may set this ratio to a constant  $C_{s.c.}$ . Experimentally, upon supercooling, the (measurable constant pressure) specific data of many

glass formers indeed does not significantly change between the melting and glass transition temperatures (see, e.g., [51]). This enables a linearization of  $(E_{melt} - E(T))$  in the temperature difference  $(T_{melt} - T)$ . We broadly remark that the effective average specific heat  $C_{s.c.}$  and all the more precise expectation values of other thermodynamic observables at general temperatures derivable from the internal energy are, self-consistently, determined by the distribution  $p_T$  when this distribution is substituted into Eq. (10) in order to compute the internal energy and its derivatives thereof. Temperature dependence of the specific heat will lead to a refinement of Eq. (24) if  $p_T$  deviates from yet is still well approximated by a Gaussian in the energy with a fixed dimensionless width (Eqs. (17, 23)). By contrast, specific heat variations will entail no additional corrections when the minimal Gaussian distribution  $\tilde{p}_T(T')$  for the effective temperatures of the equilibrated system holds. We reiterate that for the internal energy, Eq. (10) is an identity that involves no approximations. Thus, even if  $p_T$  is unknown, the expectation value of the specific heat at constant volume is exactly given by Eq. (10) (or, more precisely, its  $T$  derivative when  $\mathcal{O}$  is set to the Hamiltonian  $H$ ).

- [63] We may use Eq. (14) instead of the approximation of Eq. (16). In what briefly follows, similar to the main text, we consider a situation in which the equilibrium relaxation rate set by  $e^{-\frac{\Delta G(T')}{k_B T'}}$  is nearly constant over the range equilibrium temperatures  $T'$  where the Gaussian  $p_T(E(T'))$  in the region  $T' > T_{melt}$  has most of its weight (at  $T' = T_{melt}^+$ ). In such a case, the rate as determined by Eq. (13) is

$$r_{s.c.}(T) \simeq \frac{e^{\frac{\Delta G(T_{melt})}{k_B T_{melt}}} r(T_{melt})}{\sqrt{2\pi\sigma_T^2}} \int_{T_{melt}}^{\infty} dT' \frac{T'}{T_{melt}} e^{-\frac{\Delta G(T')}{k_B T'}} e^{-\frac{(T'-T)^2}{2\sigma_T^2}}$$

$$\simeq \frac{1}{\sqrt{2\pi}} \frac{r(T_{melt})}{T_{melt}} \bar{\sigma}_T e^{-\frac{(T_{melt}-T)^2}{2\sigma_T^2}} \simeq r_{s.c.}(T_{melt}) \frac{T}{T_{melt}} e^{-\frac{(T_{melt}-T)^2}{2\sigma_T^2}}. \quad (34)$$

The last equality in Eq. (34) follows, self-consistently, when substituting  $T = T_{melt}$ . So long as  $\bar{A} \ll 1$  and  $T < T_{melt}(1 - \bar{A})$  (so that  $p_T$  has most of its  $E' > E_{melt}$  weight at  $E' = E_{melt}^+$  or, equivalently, at  $T' = T_{melt}^+$ ), there is little difference between the viscosity as given by Eq. (24) and that given by Eq. (34) with  $\eta_{s.c.} \propto r_{s.c.}$ . We next examine what occurs if the equilibrium relation (alluded to in the main text)  $\eta = nk_B T \tau$  with  $\tau = 1/r$  the relaxation time [45] also holds for the supercooled fluid and may be employed. In such a case, Eq. (23) leads to

$$\eta_{s.c.}(T) = \eta_{s.c.}(T_{melt}) e^{\frac{(T_{melt}-T)^2}{2\bar{A}^2 T^2}}. \quad (35)$$

For other response functions dominated by liquid type contributions, similar forms are found.

- [64] P. W. Anderson, *Physical Review* **109**, 1492 (1958); N. F. Mott, *Adv. Phys.* **16**, 49 (1967).
- [65] H. Sillescu, *J. Non-Cryst. Solids* **243**, 81 (1999); M.D. Ediger, *Ann. Rev. Phys. Chem.* **51**, 99 (2000); R. Richert, *J. Phys.: Condens. Mat.* **14**, R703 (2002); W. Kob, C. Donati, S. J. Plimpton, P. H. Poole, and S. C. Glotzer, *Phys. Rev. Lett.* **79**, 2827 (1997); C. Donati, J. F. Douglas, W. Kob, S. J. Plimpton, P. H. Poole, and S. C. Glotzer, *Phys. Rev. Lett.* **80**, 2338 (1998); S. C. Glotzer, *J. Non-Cryst. Solids* **274**, 342 (2000); Y. Gebremichael, T. B. Schroder, F. W. Starr, and S. C. Glotzer, *Phys. Rev. E* **64**, 051503 (2001).
- [66] A. L. Fabrikant and Yu A. Stepanyants, *Propagation of Waves in Shear Flows*, World Scientific (1998).
- [67] Y. Kohsaka, C. Taylor, K. Fujita, A. Schmidt, C. Lupien, T. Hanaguri, M. Azuma, M. Takano, H. Eisaki, H. Takagi, S. Uchida, and J. C. Davis, *Science* **315**, 1380 (2007).

- [68] Yingtian Yu, Mengyi Wang, Dawei Zhang, Bu Wang, Gaurav Sant, and Mathieu Bauchy, *Phys. Rev. Lett.* **115**, 165901 (2015).
- [69] L. Berthier and Gilles Tarjus, *J. Chem. Phys.* **134**, 214503 (2011); L. Berthier and Gilles Tarjus, *Eur. Phys. J. E* **34**, 96 (2011).
- [70] F. Sausset, G. Biroli, and J. Kurchan, *J. Stat. Phys.* **140**, 718 (2010).

## Supplementary Information

In this short addition, we further briefly expand on qualitative aspects. The referenced numbered equations are those of the main text.

### Appendix A: Hallmarks of the Kauzmann paradox.

Eqs. (8,10) tie both the thermodynamics and dynamics of supercooled liquids to a single object- the probability density  $p_T(E')$ . As we now describe, this dependence seems to *qualitatively* give rise to the phenomenology underlying the “Kauzmann paradox” [1]. The crux of this paradox is that when the measured entropy of a supercooled liquid is extrapolated to low temperatures, it nearly coincides with that of the equilibrium solid at the (Kauzmann) temperature  $T = T_K$ . At yet lower temperatures,  $T < T_K$ , the extrapolation will lead to the paradoxical situation that the entropy of the supercooled liquid would be lower than that of the equilibrated solid. Empirically,  $T_K$  is close to  $T_0$  of the VFTH viscosity fit. A commonly held viewpoint is that an “ideal glass” transition intervenes as  $T$  is lowered (leading to a divergent relaxation time) thus resolving the paradox for the inaccessible temperatures  $T < T_K$ .

Our framework specifically rationalizes the essential phenomenology without assuming an ideal glass transition. Suppose (as consistent with the constraint of Eq. (5) that seemingly, by extrapolation, the integral  $\lim_{T \rightarrow T_0} \int_{E_{\text{melt}}}^{\infty} p_T(E') dE' = 0$  then, by Eqs. (10,13),  $\lim_{T \rightarrow T_0} r_{s.c.}(T) = 0$ . Consequently, only within the above noted *extrapolation*,  $\lim_{T \rightarrow T_0} \eta_{s.c.}(T) = \infty$ . On the other hand, from Eq. (8), when the above extrapolated integral vanishes, the long time average of a thermodynamic quantity  $O$  in the supercooled liquid must coincide with its average over equilibrated low-temperature solid-like states. This is so as  $p_T(E')$  has all of its support from the solid like states once the above integral vanishes. With Eq. (8), we may calculate the internal energy and general thermodynamic functions. Integration of  $(C_p(T)/T)$  yields the entropy. Thus, the entropy (similar to measures) of the supercooled liquid may approach that of the solid when  $T \rightarrow T_0$ . This suggests that  $T_K \simeq T_0$  yet not necessarily as a precise equality as the phenomenon concerns a low  $T$  extrapolation of  $p_T(E')$  as it appears in Eqs. (8,10). Experimentally, for different liquids,  $(T_K/T_0)$  is, indeed, not exactly unity but rather lies in the range  $0.9 - 1.1$  [2]. We emphasize that within our approach, the viscosity at any positive temperature is finite.

### Appendix B: Many body localized states.

As the reader hopefully may have noted, making use of the microcanonical ensemble for the thermal system defined by Eq. (1) greatly simplified all of our calculations. We next explicitly ask if our results differ if  $H$  has athermal “many body localized” eigenstates [3–8] for which Eq. (3) fails. We argue that our results will not change at all even if such states

exist. For special rare decompositions of  $|\psi\rangle$  exclusively in terms of these putative states, we will obtain a trivial bound.

As we underscored earlier, empirical observations attest that equilibrated liquids and solids described by Eq. (1) thermalize: the micro-canonical ensemble equality of Eq. (2) holds for these systems. That is, for a system size independent large energy interval  $\Delta E$ , all observables satisfy Eq. (2). Many body localized can still exist. However, since the microcanonical ensemble applies to thermal systems (including the standard disorder free liquids of Eq. (1)), the average over all eigenstates in energy intervals  $[E - \Delta E, E]$  must lead to an equilibrium thermodynamic average. Now, here is an important point that permeates our entire reasoning and that we repeatedly touched on throughout this work: If the probability density  $p_T(E')$  spans an interval that is extensive in the system size- i.e., it does not correspond to a unique energy density then we may tessellate this extensive energy interval with many segments of width  $\Delta E$ . In each of these intervals, Eq. (2) holds and our previous calculations are valid. Typically the spread in energies associated with Eq. (4) cannot be a finite system independent width  $\Delta E$ . If the spread in energies were system size independent then the supercooled system (which is out of equilibrium) would satisfy the micro-canonical ensemble relation of Eq. (2). However, satisfying Eq. (2) implies that the supercooled liquid is in equilibrium which is not the case. A highly unlikely loophole to this reasoning is still possible: namely, a decomposition of the supercooled state (formed by a Hamiltonian different from  $H$ ) may, miraculously, lead to a pure eigenstate of  $H$  or a special sparse set of eigenstates of  $H$  which do not cover a finite size energy window yet constitute a large weight of  $|\psi\rangle$ . For an arbitrary cooling operator  $\tilde{U}(t_{\text{final}}, t_{\text{initial}})$  leading to  $|\psi\rangle$ , even if Eq. (1) exhibits many body localized eigenstates (for which the relaxation rates  $r_n = 0$ ), *the likelihood of having such a special, highly nonuniform, covering is exceedingly low*. If such coverings do arise in special circumstances then our result of Eq. (17) may provide a lower bound on the viscosity (because fewer relaxations occur when many body localized states appear).

### Appendix C: Low temperature glasses.

From Eq. (5), at low temperatures only the ground and proximate low lying excited states have a measurable weight amplitude  $|c_n|^2$  in Eq. (4). The system may then emulate two-level theories of low  $T$  glasses [9–11] and other related approaches. Thus, our quantum theory, very naturally, links high and low temperature behavior in a general unified manner. In general, changes in the specific heat with  $T'$  as well as crossovers in the probability density  $p_T(E')$  with  $T$  may lead to effective crossovers in the form for observables computed via Eqs. (8-10) (and thus to departures from Eq. (17) in the main text).



## Appendix D: Multi-scale probability densities.

In the main text, we motivated the minimal Gaussian distribution consistent with Eq. (5). This led to the single parameter (“ $\bar{A}$ ”) fit of Fig. 1b following Eq. (17). If  $T$  is not the only temperature scale then, in principle, richer Gaussian (and other) probability distributions  $\tilde{p}_T(T')$  are possible. In this brief section, we would like to suggest that, when present, these additional temperatures may naturally lead to putative “liquid-liquid” transitions [12].

Illuminating simulations, e.g., [13] demonstrate that the effective free energy barriers may follow a bimodal distribution. Within our framework, these results would suggest that the probability density  $p_T(E')$  (or  $\tilde{p}_T(T')$ ) may, similarly, be bimodal. We remark that one may justify such a distribution. For instance, if upon supercooling, (a) spatially jammed solid regions nucleate and grow and become progressively quiescent as  $T$  is lowered while (b) the remaining unjammed fluid regions occupy a diminishing volume within which they retain their mobility then the probability distribution may be the sum

of (a) a Gaussian at low energies or temperatures of weight  $x(T)$  and (b) another Gaussian of weight  $(1 - x(T))$  with its support at energies near the melting energy. Thus,  $\tilde{p}_T(T') = \left( \frac{x(T)}{\sqrt{2\pi\bar{\sigma}_1^2(T)}} e^{-(T'-T_1(T))^2/(2\bar{\sigma}_1^2(T))} + \frac{1-x(T)}{\sqrt{2\pi\bar{\sigma}_2^2(T)}} e^{-(T'-T_{\text{melt}})^2/(2\bar{\sigma}_2^2(T))} \right)$ . In the main text,  $x = 1$  and the only relevant temperature (scale) was  $T$  itself, i.e., the average effective temperature in that case was  $T_1 = T$  (and the width of the distribution was  $\bar{\sigma}_1(T) = \bar{A}T$  with a dimensionless  $\bar{A}$ ). In the broader distribution above, if at low temperatures,  $x \rightarrow 1^-$  then, similar to the discussion in the main text, a dramatic rise of the viscosity with decreasing temperature (as in, e.g., Eq. (17)) may appear. Cross-overs in  $x(T)$  may give the impression that phase transitions occur [12]. Non-analyticities in  $x(T)$  will lead to transitions. Changes in dynamic and thermodynamic behavior may trigger nontrivial temperature dependence of the specific heat of the equilibrated system (which, for simplicity and to have the minimal number of parameters (i.e., one), we set to a temperature independent constant in the text, Eq. (12). Apart from the melting temperature scale  $T_{\text{melt}}$ , other natural lower temperature scales may appear if certain features “freeze in” at these temperatures and persist upon further supercooling.

- 
- [1] W. Kauzmann, Chemical Reviews **43**, 219 (1948).
  - [2] C. A. Angell, Jour. Res. NIST, **102**, 171 (1997); R. Richert and C. A. Angell, J. Chem. Phys. **108**, 9016 (1998).
  - [3] D. Basko, I. Aleiner, and B. Altshuler, Annals of Physics **321**, 1126 (2006).
  - [4] V. Oganessian and D. A. Huse, Phys. Rev. B **75**, 155111 (2007).
  - [5] R. Vosk and E. Altman, Phys. Rev. Lett. **110**, 067204 (2013).
  - [6] J. Z. Imbrie, arXiv:1403.7837 (2014).
  - [7] Rahul Nandkishore and David A. Huse, Annual Review of Condensed Matter Physics, **6**, 15 (2015).
  - [8] M. Schreiber, S. S. Hodgman, P. Bordia, H. P. Luschen, M. H. Fischer, R. Vosk, E. Altman, U. Schneider, and I. Bloch, arXiv:1501.05661 (2015).
  - [9] W. A. Phillips, Rep. Prog. Phys. **50**, 1657 (1987).
  - [10] P. W. Anderson, B. I. Halperin and C. M. Varma, Phil. Mag. **25**, 1 (1972).
  - [11] Alejandro Gaita-Arino and Moshe Schechter, Phys. Rev. Lett. **107**, 105504 (2011).
  - [12] Srikanth Sastry and C. Austen Angell, Nature Materials **2**, 739 (2003).
  - [13] H. George E. Hentschel, Smarajit Karmakar, Itamar Procaccia, and Jacques Zylberg, Phys. Rev. E **85**, 061501 (2012).