

Efficient, fast and principled mean-field inference for strongly coupled data

Hugo Jacquin

*Laboratoire de Physique Statistique, École Normale Supérieure,
UMR CNRS 8550, 24 rue Lhomond, 75005 Paris, France*

A. Rançon

*Univ Lyon, Ens de Lyon, Univ Claude Bernard, CNRS,
Laboratoire de Physique, F-69342 Lyon, France*

We present a new resummed mean field approximation for inferring the parameters of an Ising or a Potts model from empirical, noisy, one- and two-point correlation functions. Based on a resummation of a class of diagrams of the small correlation expansion of the log-likelihood, the method outperforms standard mean-field inference methods, even when they are regularized. The inference is stable with respect to sampling noise, contrarily to previous works based either on the small correlation expansion, on the Bethe free-energy, or on the mean-field and Gaussian models. Because it is mostly analytic, its complexity is still $\mathcal{O}(N^3)$, requiring only matrix inversions and multiplications. We test our algorithm on the Sherrington-Kirkpatrick model submitted to a random external field and large random couplings, and demonstrate that even without regularization, the inference is stable across the whole phase diagram. In addition, the calculation leads to a consistent estimation of the entropy of the data, and allows to sample from the inferred distribution to obtain artificial data that are consistent with the empirical distribution.

I. INTRODUCTION

In a context of ever increasing data availability, the task of inferring a probability distribution given measured data has become ubiquitous. This task is referred to as statistical inference, applications of which can be found in the study of bird flocks [1], finance [2, 3], neuroscience [4–6] and genomics [7–9]. These last two fields of research are particularly active, due to recent advances both in multi-electrode array recording for the former, and in sequencing technology for the latter. These advances provide increasing, high quality datasets, for hundreds or thousands of neurons or amino-acids / nucleotides. Such large quantities of data call for statistical modeling, for example in order to be able to predict the conformation of a protein domain from the sole knowledge of the corresponding genetic sequence [10]. Such modeling can then be tested against the ground truth provided by the well-studied chemistry and biology of neurons and amino-acids, as, for example, X-ray spectroscopy or nuclear magnetic resonance give access to protein conformations, collected into databases such as the Protein Data Bank (PDB) [11]. This approach has been followed very successfully in recent works on the problem of protein folding [8].

The theory of statistical inference has benefited a lot from the contribution of statistical mechanics since the seminal contribution of Jaynes who introduced the principle of maximum entropy [12]. A more modern point of view to justify the introduction of statistical mechanical models is given by information geometry [13], that sees the space of all probability distributions spanning a given statistical model as a non-flat manifold, with coordinates given by the parameters of the model. This manifold is of course high-dimensional (for discrete datasets like neuronal recordings or genomic sequences), or infinite di-

mensional (for datasets taken from continuous variables). The inference can in turn be seen as an optimization over this manifold [14].

If the dataset is put under a binary form, we can represent it by an $M \times N$ table $\{\sigma_i^{(\tau)}\}_{i=1\dots N}^{\tau=1\dots M}$, where M is the number of measurements, and N the number of interacting agents (neurons, amino-acids, traders,...). A full representation of the data is obtained through its (empirical) moments, the first two being the frequencies \mathbf{f}^M and pair-wise correlations \mathbf{p}^M defined by

$$f_i^M = \frac{1}{M} \sum_{\tau=1}^M \sigma_i^{(\tau)}, \quad p_{ij}^M = \frac{1}{M} \sum_{\tau=1}^M \sigma_i^{(\tau)} \sigma_j^{(\tau)}, \quad (1)$$

and higher-order moments read

$$p_{i_1, \dots, i_k}^M = \frac{1}{M} \sum_{\tau=1}^M \sigma_{i_1}^{(\tau)} \dots \sigma_{i_k}^{(\tau)}, \quad \forall k = 3 \dots N. \quad (2)$$

The model parameters can be seen as dual variables, that enforce these specific moments. The probability distributions that are, by definition, normalized, while having the fixed set of empirical moments $\mathbf{f}^M, \mathbf{p}^M, \dots$ are taken from an exponential family

$$P(\boldsymbol{\sigma}) = \frac{1}{Z} e^{F(\boldsymbol{\sigma})}, \quad F(\boldsymbol{\sigma}) = \sum_{i=1}^N h_i \sigma_i + \sum_{i < j} J_{ij} \sigma_i \sigma_j + \sum_{k=3}^N \sum_{i_1 < \dots < i_k} J_{i_1 \dots i_k}^{(k)} \sigma_{i_1} \dots \sigma_{i_k}. \quad (3)$$

In this dual representation, the model parameters $\mathbf{h}, \mathbf{J}, \dots$ are fixed by successive Legendre transforma-

tions, so that they maximize the entropy

$$\begin{aligned} \mathcal{S}[\mathbf{h}, \mathbf{J}; \mathbf{f}, \mathbf{p}] = & \ln Z[\mathbf{h}, \mathbf{J}] - \sum_i h_i f_i - \sum_{i < j} J_{ij} p_{ij} \\ & - \sum_{k=3}^N \sum_{i_1 < \dots < i_k} \left(J_{i_1 \dots i_k}^{(k)} \right) p_{i_1 \dots i_k}, \end{aligned} \quad (4)$$

which, when evaluated at the optimal parameters and at the empirical moments, represents the Kullback-Leibler divergence between the empirical distribution and the inferred one. Minimizing this Kullback Leibler divergence is clearly equivalent to the maximum likelihood estimation of the parameters $\mathbf{h}, \mathbf{J}, \dots$, while providing a geometric interpretation.

In real-world datasets, the number of measurements M is not infinitely large compared to N , and this renders the estimations of the empirical moments noisy. In particular, one needs $\mathcal{O}(N)$ measurements to correctly evaluate frequencies, $\mathcal{O}(N^2)$ for pairwise correlations, and so on. This means in practice that a large number of three- and higher-order correlations are unreliable, while even pairwise correlations must be considered as potentially unreliable. Indeed, current challenges in neuroscience and genomics operate precisely in a regime where $N/M \sim 1$, both N and M are $\mathcal{O}(10^2) - \mathcal{O}(10^3)$, and the (connected) correlations between the agents $\mathbf{c}^M = \mathbf{p}^M - \mathbf{f}^M \mathbf{f}^M$ are not small. In such situations, a sensible choice is to perform the inference on the sub-manifold of distributions that match only the first and second empirical moments. Such a limited procedure already gives access to information on the underlying network on which the agents operate, through the pairwise couplings \mathbf{J} . This information can in turn be used to perform, for example, community detection tasks, or contact prediction in the case of the protein folding problem [8].

The inference problem is thus ultimately specified by the evaluation of

$$\left\{ \begin{array}{l} \mathcal{S}[\mathbf{f}, \mathbf{p}] = \ln Z[\mathbf{h}^*, \mathbf{J}^*] - \sum_i h_i^* f_i - \sum_{i < j} J_{ij}^* p_{ij}, \\ \mathbf{h}^*, \mathbf{J}^* \text{ such that } \left. \frac{\delta \ln Z}{\delta h_i} \right|_{\mathbf{h}^*, \mathbf{J}^*} = f_i, \quad \left. \frac{\delta \ln Z}{\delta J_{ij}} \right|_{\mathbf{h}^*, \mathbf{J}^*} = p_{ij}, \end{array} \right. \quad (5)$$

and the derivatives of \mathcal{S} with respect to \mathbf{f} and \mathbf{p} give \mathbf{h}^* and \mathbf{J}^* , after evaluation at $\mathbf{f} = \mathbf{f}^M$ and $\mathbf{p} = \mathbf{p}^M$, corresponding to the inference of an Ising model.

A direct method to numerically optimize Eq. (5) reaches unreasonable computation times already for $N \simeq 20$ [15–17]. But motivated by the information geometry point of view, another possibility is to take advantage of the Riemannian structure of the theory to perform a gradient descent following the natural gradient, that is given in the case of an exponential family by the Fisher information matrix [18], see [19] for an application to neuroscience, unfortunately limited to the good sampling case for the moment.

Another kind of purely numerical method is the Pseudo-likelihood maximization (PLM) [20–23], which replaces the standard maximum-likelihood estimator for the fields and couplings by a pseudo-likelihood [24], i.e. it maximizes

$$- \left\langle \ln \prod_{i=1}^N P(\sigma_i | \{\sigma_j\}_{j \neq i}) \right\rangle_M \quad (6)$$

with respect to the fields and couplings. In cases where the distribution is that of the Ising model, this leads to finding the optimum for the functional

$$\begin{aligned} \mathcal{L}_{\text{PL}}[\mathbf{h}, \mathbf{J}] = & \sum_i \left\langle \ln \cosh \left(h_i + \sum_{j(\neq i)} J_{ij} \sigma_j \right) \right\rangle_M \\ & - \sum_i h_i \langle \sigma_i \rangle_M - \sum_{i < j} J_{ij} \langle \sigma_i \sigma_j \rangle_M. \end{aligned} \quad (7)$$

When sampling is large enough ($M \gg N$), the data averages $\langle \bullet \rangle_M$ can be replaced by ensemble averages, and the functional to be maximized coincides with the full partition function, ensuring that the method is exact in the limit of large sampling. However in the regime we are interested in, i.e. $M \sim N$, with both N and M large, and \mathbf{c}^M large, the method reaches its limits [25].

Here we focus instead on analytic methods, that will be most suitable in the future for applications to very large datasets. Our goal is to find approximate functional forms for $\mathcal{S}[\mathbf{f}, \mathbf{p}]$ and obtain an analytical estimate of its minima, in order to bypass the potentially large (and sometimes uncontrolled) number of iterations that have to be performed in the numerical methods. A crude first approximation is the independent model, which, for Ising (± 1) variables, gives $Z_{\text{IM}}[\mathbf{h}] = \prod_{i=1}^N 2 \cosh(h_i)$, leads to the entropy

$$\mathcal{S}_{\text{IM}}[\mathbf{f}] = - \sum_i \left[\frac{1-f_i}{2} \ln \left(\frac{1-f_i}{2} \right) + \frac{1+f_i}{2} \ln \left(\frac{1+f_i}{2} \right) \right]. \quad (8)$$

Of course this approximation does not allow to reproduce the strong correlations that are observed in realistic datasets, and one has to go further. A possible approach is to perform the two Legendre transforms in Eq. (5) sequentially. The first transform leads us to define a Gibbs free-energy (here $Z_\beta[\mathbf{h}, \mathbf{J}] = Z[\mathbf{h}, \beta \mathbf{J}]$),

$$\left\{ \begin{array}{l} \mathcal{G}_\beta[\mathbf{f}, \mathbf{J}] = \ln Z_\beta[\mathbf{h}^*, \mathbf{J}] - \sum_{i=1}^N h_i^* f_i, \\ \text{where } \mathbf{h}^* \text{ satisfies } \left. \frac{\delta \ln Z_\beta[\mathbf{h}, \mathbf{J}]}{\delta h_i} \right|_{\mathbf{h}^*} = f_i. \end{array} \right. \quad (9)$$

Approximations for \mathcal{G}_β can be obtained for instance through high-temperature (i.e. small β) expansions [26, 27]. The inverse temperature parameter β interpolates between uncorrelated variables at $\beta = 0$ and the

full model at $\beta = 1$. The first order approximation is the naive mean-field approximation

$$\mathcal{G}_\beta^{\text{NMF}}[\mathbf{f}, \mathbf{J}] = \mathcal{S}_{\text{IM}}[\mathbf{f}] + \beta \sum_{i < j} J_{ij} f_i f_j + \mathcal{O}(\beta^2) . \quad (10)$$

Unfortunately, using this approximation, the second Legendre transform cannot be performed since the optimization over \mathbf{J} would give the equation

$$p_{ij} = f_i f_j , \quad (11)$$

which has no solution when the data are correlated. To circumvent this problem, many works have been devoted to the so-called linear response method [28]. Instead of performing the second transformation one takes advantage of the exact relation

$$\chi_{ij}^{-1} = -\frac{\delta^2 \mathcal{G}_\beta[\mathbf{f}, \mathbf{J}]}{\delta f_i \delta f_j} , \quad (12)$$

where χ is the connected correlation function of the model at fixed frequencies \mathbf{f} and couplings \mathbf{J} . The inference for the couplings is done in that case by searching for the \mathbf{J}^* that satisfy Eq. (12) with the exact correlation function χ replaced by the correlation function measured in the data $\chi \rightarrow \mathbf{c}^{\text{M}}$. When the lowest order approximation in Eq. (10) is used, this procedure is termed naive mean-field inference (NMF), or Direct Coupling Approximation (DCA) for its generalization to non-binary variables [8]. Going to second order in the expansion of \mathcal{G}_β leads to the so-called Thouless-Anderson-Palmer (TAP) procedure, used for example for machine learning in [29]. The corresponding Gibbs free-energy reads

$$\mathcal{G}_\beta[\mathbf{f}, \mathbf{J}] = \mathcal{G}_\beta^{\text{NMF}}[\mathbf{f}, \mathbf{J}] + \frac{\beta^2}{2} \sum_{i < j} L_{ii} J_{ij}^2 L_{jj} + \mathcal{O}(\beta^3) , \quad (13)$$

where \mathbf{L} is the (diagonal) matrix of self-correlation of independent variables obtained through

$$(\mathbf{L})_{ij}^{-1} = -\frac{\delta^2 \mathcal{S}_{\text{IM}}[\mathbf{f}]}{\delta f_i \delta f_j} = \frac{1}{1 - f_i^2} \delta_{ij} . \quad (14)$$

Whatever order in the small β expansion is used, resorting to linear response leads to incoherences because the diagonal part of Eq. (12) cannot be satisfied properly. A host of works have been devoted to correct with ad-hoc methods this consistency problem, that all relate to the so-called adaptive TAP approach of Oppen and Winther [30], and that are usually termed diagonal matching methods [31–36].

The next logical step, following the tradition of theoretical physics, is to use further diagrammatic resummations. Resumming two-spin diagrams in the Gibbs free-energy leads to the Bethe approximation. To obtain the Bethe free-energy, one calculates the contribution to \mathcal{G}_β of all pairs of variables (i, j) interacting independently from the other pairs. One obtains the result

$$\mathcal{G}_\beta[\mathbf{f}, \mathbf{J}] \approx \mathcal{S}_{\text{IM}}[\mathbf{f}] + \sum_{i < j} \Delta \mathcal{G}_{ij}[\mathbf{f}, \mathbf{J}] , \quad (15)$$

where $\Delta \mathcal{G}_{ij}$ is the difference between the free-energy of the isolated pair (i, j) (interacting through the coupling J_{ij}), and the free-energy of two independent variables i and j . Explicit formulas are cumbersome and can be found in [37, 38]. The Bethe approximation is often solved by message-passing algorithms [34, 35, 38–40]. Unfortunately, these analytical methods are generically unable to infer correctly inside a low temperature phase, when correlations are strong, or sampling is low, see for example [38, 41]. In addition, the Bethe approximation is exact on trees, whereas strongly interacting units define (by definition) very densely connected interaction graphs that contain many loops [42, 43].

Since the correct procedure is to perform the second Legendre transform with respect to \mathbf{J} , the natural step is to use the small β expansion in Eq. (13) and further expanding the entropy in powers of β . This leads to the small-correlation expansion of Sessak and Monasson (SM) developed in [41]. In the small correlation expansion one expands $\mathcal{S}[\mathbf{f}, \mathbf{p}]$ in powers of β by setting

$$\mathcal{S}_\beta[\mathbf{f}, \tilde{\mathbf{c}}] = \mathcal{S}[\mathbf{f}, {}^t \mathbf{f} \mathbf{f} + \mathbf{L} + \beta \tilde{\mathbf{c}}] . \quad (16)$$

where $\tilde{\mathbf{c}}$ is a symmetric matrix with zeros on the diagonal and $c_{i < j}$ outside. This leads to lowest order to

$$\mathcal{S}_\beta[\mathbf{f}, \tilde{\mathbf{c}}] = \mathcal{S}[\mathbf{f}] - \frac{\beta^2}{2} \sum_{i < j} \frac{\tilde{c}_{ij}^2}{L_{ii} L_{jj}} + \mathcal{O}(\beta^3) . \quad (17)$$

Higher-order terms can be calculated, however since the correlations in realistic data are large [41] the obtained series is divergent, and resummations must be used. The natural thing to do is to resum ring diagrams, which leads to the approximation

$$\mathcal{S}_\beta^{\text{ring}}[\mathbf{f}, \tilde{\mathbf{c}}] \approx \mathcal{S}_{\text{IM}}[\mathbf{f}] + \frac{1}{2} \text{Tr} [\ln (\mathbf{L} + \beta \tilde{\mathbf{c}}) - \ln \mathbf{L}] . \quad (18)$$

However, this method, even coupled to two-spin and three-spin resummation was found to be extremely sensitive to sampling noise [41], rendering it impractical.

Finally, another alternative to find a theoretically well-founded approximation for \mathcal{S} is the adaptive cluster expansion (ACE) of [44, 45]. One expands the partition function in the equivalent for spin systems of the virial coefficients, and gradually incorporates more and more diagrams depending on their information content, measured through their contribution to the entropy \mathcal{S} . The starting point of the expansion is the independent spin model, and one can then incorporate the interactions between units by considering again the pairs of spins as independent, which gives an approximation for the entropy

$$\mathcal{S}[\mathbf{f}, \mathbf{p}] \approx \mathcal{S}_{\text{IM}}[\mathbf{f}] + \sum_{\text{pairs } i, j} \Delta \mathcal{S}_{ij}^{(2)}[\mathbf{f}, \mathbf{p}] , \quad (19)$$

similarly to the two-spin diagrams resummation for \mathcal{G}_β described above. However, in the case of ACE,

the summation runs over a given set of pairs i, j , that must be chosen beforehand. This procedure can be continued by taking into account larger and larger subsets of spins (called “clusters” in that context) into account. The adaptive cluster expansion selects relevant clusters of spins depending on their final contribution to the entropy \mathcal{S} . However when clusters are too large (already for triplets of spins in the case of $q > 2$), it is too cumbersome to perform the double Legendre transform analytically, and the algorithm selects a trial set of clusters in the expansion of $Z[\mathbf{h}, \mathbf{J}]$, and optimize numerically over \mathbf{h} and \mathbf{J} to compute the entropy \mathcal{S} . The algorithm is very efficient in avoiding oversampling, and optimal either when sampling noise is large, or when the interaction graph of the units is sparse enough: in both cases, only small clusters of spins will be selected (in these cases the algorithm was shown to be able to saturate the Cramér-Rao bound for the variance of the maximum likelihood estimator [44]). However the complexity of the algorithm is exponential in the size of the clusters that have to be taken into account. When the number of states q is large, for example for protein data, the algorithm hits its limits. For example $N = 27$ strongly coupled amino-acids in a lattice model of protein already pushes the algorithm to its limits, see [46] for an example.

Paradoxically, the main source of difficulty for all analytical theories is the same that motivated the use of the Ising model in the first place: sampling noise. Indeed whatever approximation for $\mathcal{S}[\mathbf{f}, \mathbf{p}]$ will be found, its second derivative with respect to \mathbf{p} will not be guaranteed to be definite positive when evaluated in the data, due to sampling noise. Hence the approximate optimization problem that allows for the inference of couplings is not guaranteed to be convex. The paradigmatic illustration of this is given by the NMF inference, that amounts to invert the data correlation matrix, as can be seen by solving the inference problem starting from the ring entropy shown in Eq. (18), or indifferently from the NMF+linear response scheme:

$$J_{ij}^* = - \left. \frac{\delta \mathcal{S}^{\text{ring}}[\mathbf{f}, \mathbf{c}]}{\delta c_{ij}} \right|_{\mathbf{c}^{\text{M}}} = - (\mathbf{c}^{\text{M}})^{-1}_{ij}. \quad (20)$$

The empirical correlation matrix \mathbf{c}^{M} is usually rank-deficient in realistic datasets, preventing NMF to be applicable as is. In the same way, the PLM and ACE algorithms need regularization to not be trapped in locally flat directions during their numerical optimizations over \mathbf{p} , even though they do not rely on the inversion of the correlation matrix. To bypass this issue, one has to resort to regularization schemes. One possibility is regularization by the addition of an L_1 or L_2 penalty, that is replacing \mathcal{G}_β by

$$\mathcal{G}_{\text{reg}}[\mathbf{f}, \mathbf{J}] = \mathcal{G}_\beta[\mathbf{f}, \mathbf{J}] + \frac{\eta}{2M} \|\mathbf{J}\|_\alpha \quad (21)$$

where $\|\bullet\|_\alpha$ is the L_α norm. The cases $\alpha = 1$ or 2 are

very popular in the statistics community since the former selects sparse models and the latter models with small parameters. Both have been used to compensate for the weakness of NMF, see [47, 48] for applications to realistic data. These regularizations amount, in a Bayesian point of view, to add a non-flat prior on \mathbf{J} in the maximum likelihood estimation of the model parameters. Another possibility is to add pseudocounts to the data before computing the one- and two-point marginals, that is perform the modifications

$$\begin{aligned} f_i^{\text{M}} &\rightarrow (1 - \alpha) f_i^{\text{M}} \quad \forall i \\ p_{ij}^{\text{M}} &\rightarrow (1 - \alpha) p_{ij}^{\text{M}} \quad \forall i < j \end{aligned} \quad (22)$$

see for example [8] for protein data, which amounts to add a prior to unobserved data. Both types of regularization allow to compensate for the rank deficiency of \mathbf{c}^{M} , and restore the ability of the mean-field inference, along with PLM and ACE procedures, to infer couplings. Interestingly, it was found that for NMF, large regularizations η (of the order of M) must be chosen to have a quantitative result, which is not the case for ACE for example, where the regularization can (and should) be chosen of the order of unity. This particular feature points toward a pathology in the analytical formulations at hand, that is not present in the more direct, numerical methods like ACE and PLM.

In this paper, we continue the procedure of diagrammatic resummations for the entropy functional, initiated in [41], in order to obtain an inference procedure that is stable with respect to sampling noise. Instead of relying on a small correlation expansion, and inspired by a field theoretic point of view, we set up a “loop expansion” of the entropy (not to be confused with the loops of an interaction graph), and show that it contains and generalize the majority of analytical methods that are based on mean-field methods or high temperature / small correlation expansions. Our procedure is shown to resum a large number of diagrams in the small correlation expansion of SM, including those leading to NMF inference, and diagonal matching methods, thus providing a unifying picture for all these works, along with an inference algorithm that is able to infer quantitatively fields and couplings across the whole phase diagram of spin glasses, without being critically sensible to sampling noise as in [41]. Our procedure has the same complexity as NMF, that is $\mathcal{O}(N^3)$, relying only on matrix inversions. We demonstrate that even deep in the spin glass regime, and in the presence of undersampling, our inference procedure still produces meaningful results, whereas other analytical methods fail badly. The key feature of our approach is that it is self-regularized, in the sense that the calculation provides a regularization that is given solely by the data itself, without relying on any pseudocount or L_1 or L_2 penalties. Indeed we argue that the class of diagrams that we resum give large contributions in the under sampling regime $N \sim M$, so that their omission in previous works led to inference schemes that were

unstable when sampling is poor.

The plan of the paper is the following: in Section II, we derive in details our main results given in Eqs. (34)-(35) and (37)-(38). In Section III, we make the connexion with the well-known high-temperature and small-correlation expansions, as well as the diagonal matching tricks. The reader uninterested by technical details can safely skip to Section IV, where we test our results on the Sherrington-Kirkpatrick model. We show that our method (without regularization) outperforms the other analytical inference methods, even when they are regularized. We show that on top of being stable across the whole phase diagram, our method provides meaningful fields and couplings, also at the level of individual probabilities of configurations, a feature that is inaccessible to most of the other methods, and poorly performed by NMF combined with regularization and diagonal matching, or by the Gaussian model. In Section V, we adapt the expansion to Potts variables, while pushing the expansion to the next order. Finally we give our conclusions in Section VI.

II. RESUMMED MEAN-FIELD APPROXIMATION

We start with the \mathcal{G}^{NMF} functional, and seek for a diagrammatic resummation that goes beyond NMF for \mathcal{G}_β , and also beyond the ring entropy of Eq. (18) after performing the proper Legendre transformation. Instead of a high-temperature expansion, we set up a less intuitive “loop expansion” -a terminology coming from quantum field theory [49]-, inspired by recent field theoretic developments, that we will show to be both well behaved in the presence of noise in the data and robust in the presence of strong correlations. We set an expansion of \mathcal{G}_β around $\mathcal{G}_\beta^{\text{NMF}}$ in powers of a fictitious parameter ε , which measures the distance of the system to mean-field behavior [50],

$$\mathcal{G}_\beta[\mathbf{f}, \mathbf{J}] = \mathcal{G}_\beta^{\text{NMF}}[\mathbf{f}, \mathbf{J}] + \varepsilon \mathcal{G}_\beta^{(1)}[\mathbf{f}, \mathbf{J}] + \dots \quad (23)$$

A different interpretation of the ε expansion in terms of a saddle point approximation of a path-integral representing the partition function is given in Appendix A. There are now two parameters β and ε , but we do not perform a small β expansion, and use β simply as a book-keeping parameter. By taking a derivative of \mathcal{G}_β with respect to β , one obtains an exact equation, known as the Wetterich equation in statistical field theory [51],

$$\partial_\beta \mathcal{G}_\beta[\mathbf{f}, \mathbf{J}] = \varepsilon \sum_{i < j} J_{ij} \chi_{ij} + \sum_{i < j} J_{ij} f_i f_j, \quad (24)$$

where χ was defined in Eq. (12), and must be understood as a derivative of \mathcal{G}_β and *not* as the data correlation function, which will be introduced only when we will perform the second Legendre transform. We have introduced the

ε in front of the first term in the right-hand-side of the Wetterich equation for consistency (i.e. $\mathcal{G}_\beta = \mathcal{G}_\beta^{\text{NMF}}$ if $\varepsilon = 0$). This equation has been the starting point to non-perturbatively tackle a variety of problems stemming from quantum and statistical field theories [52], with recent development for classical and quantum lattice models [53–55]. Here χ is the exact correlation function of the Ising model, and thus solving Eq. (24) exactly is as hard as computing the partition function directly, and one has to resorts to approximate solutions. One could expand in powers of β to straight-forwardly recover the high-temperature expansion of [26, 27], followed by a Legendre transform with respect to \mathbf{J} to recover the results of [41], see Section III and Appendix B for details.

Instead, we solve this equation order by order in ε , and thus expand χ in powers of ε , leading to

$$\chi = \chi^{\text{NMF}} + \varepsilon \chi^{\text{NMF}} \frac{\delta^2 \mathcal{G}_\beta^{(1)}}{\delta \mathbf{f} \delta \mathbf{f}} \chi^{\text{NMF}} + \mathcal{O}(\varepsilon^2), \quad (25)$$

where

$$(\chi^{\text{NMF}})^{-1}_{ij} = -\frac{\delta^2 \mathcal{G}_\beta^{\text{NMF}}}{\delta f_i \delta f_j} = (\mathbf{L}^{-1})_{ij} - \beta (\mathbf{J})_{ij}. \quad (26)$$

Using Eqs. (24) to (26), one obtains a tower of equations for $\mathcal{G}_\beta^{(k+1)}$ as a function of the $\mathcal{G}_\beta^{(j)}$ for $j \leq k$. The equation for the first order term reads

$$\partial_\beta \mathcal{G}_\beta^{(1)}[\mathbf{f}, \mathbf{J}] = \sum_{i < j} J_{ij} \chi_{ij}^{\text{NMF}} = \sum_{i < j} J_{ij} (\mathbf{L}^{-1} - \beta \mathbf{J})_{ij}^{-1}. \quad (27)$$

The differential equation (27) for $\mathcal{G}_\beta^{(1)}$ is easily integrated (keeping in mind that at infinite temperature, the NMF solution is exact, i.e. $\mathcal{G}_{\beta=0}^{(n \geq 1)} = 0$), and we directly find

$$\mathcal{G}_\beta^{(1)}[\mathbf{f}, \mathbf{J}] = -\frac{1}{2} \text{Tr} [\ln (\mathbf{L}^{-1} - \beta \mathbf{J}) - \ln \mathbf{L}^{-1}]. \quad (28)$$

Our improved approximation for the Gibbs free-energy is thus

$$\begin{aligned} \mathcal{G}_\beta[\mathbf{f}, \mathbf{J}] &= \mathcal{S}_{\text{IM}}[\mathbf{f}] + \beta \sum_{i < j} J_{ij} f_i f_j \\ &\quad - \frac{\varepsilon}{2} \text{Tr} [\ln (\mathbf{L}^{-1} - \beta \mathbf{J}) - \ln \mathbf{L}^{-1}] + \mathcal{O}(\varepsilon^2). \end{aligned} \quad (29)$$

The net effect of our first order procedure is to resum ring diagrams in the Gibbs free-energy. This could have been done by hand simply by looking at the series expansion given by the high-temperature expansion, and was indeed shown in [45]. However we will show in Section V that our method gives a systematic procedure, that could not be performed by hand beyond the first order.

Starting from this improved Gibbs free energy, we can now solve the inference problem. The temperature dependent cross-entropy is defined by the Legendre transform of \mathcal{G}_β with respect to the $N(N-1)/2$ parameters

J_{ij} for $i < j$ so that we have

$$\left\{ \begin{array}{l} \mathcal{S}_\beta[\mathbf{f}, \mathbf{p}] = \mathcal{G}_\beta[\mathbf{f}, \mathbf{J}^*] - \beta \sum_{i < j} p_{ij} J_{ij}^* , \\ \mathbf{J}^* \text{ such that } \left. \frac{\delta \mathcal{G}_\beta}{\delta J_{ij}} \right|_{\mathbf{f}, \mathbf{J}^*} = \beta p_{ij} . \end{array} \right. \quad (30)$$

The equation to solve for \mathbf{J}^* to first order in ε reads

$$\begin{aligned} \beta p_{ij} &= \beta f_i f_j + \beta \varepsilon (\mathbf{L}^{-1} - \beta \mathbf{J}^*)_{ij}^{-1} + \mathcal{O}(\varepsilon^2) \quad \forall i < j , \\ \Leftrightarrow c_{ij} &= (\mathbf{L}^{-1} - \beta \mathbf{J}^*)_{ij}^{-1} + \mathcal{O}(\varepsilon) \quad \forall i < j , \end{aligned} \quad (31)$$

where we have set for consistency $p_{ij} = f_i f_j + \varepsilon c_{ij}$. Note that we perform a Legendre transform, and therefore only the off-diagonal part of the matrix \mathbf{c} is a free variable. More precisely the entropy $\mathcal{S}[\mathbf{f}, \mathbf{p}]$ only depends on $\{f_i\}_{i=1\dots N}$ and $\{c_{ij}\}_{i < j}$.

Keeping in mind that by definition \mathbf{J}^* is a symmetric matrix with zeros on the diagonal and the J_{ij}^* for $i < j$ outside the diagonal, Eq. (31) therefore gives $N(N-1)/2$ non-linear equations for the $N(N-1)/2$ unknowns J_{ij}^* , which could be solved for example numerically. It is crucial to keep in mind that Eq. (31) cannot be inverted in a matrix sense because we do not have an equation for $i=j$. A naive inversion would lead to the ring entropy discussed in Sec. III, and recovers the NMF+linear response result for the couplings.

To circumvent this problem, and to be able to push the analytical calculation further, we introduce a diagonal matrix \mathbf{D} (which depends on \mathbf{f} and \mathbf{p}) such that

$$\mathbf{c} + \mathbf{D} = (\mathbf{L}^{-1} - \beta \mathbf{J}^*)^{-1} , \quad (32)$$

is true in the matrix sense, allowing for the inversion and leading to

$$\mathbf{L}^{-1} - \beta \mathbf{J}^* = (\mathbf{c} + \mathbf{D})^{-1} . \quad (33)$$

Evaluating the previous equation on the diagonal gives have a set of N equations that solve the N unknown elements of \mathbf{D} ,

$$(\mathbf{c} + \mathbf{D})_{ii}^{-1} = L_{ii}^{-1} \quad \forall i . \quad (34)$$

A numerical procedure to compute \mathbf{D} is discussed in Appendix C. We finally get the equation for the inferred couplings by evaluating Eq. (33) outside the diagonal

$$\beta J_{ij}^* = -(\mathbf{c} + \mathbf{D})_{ij}^{-1} + \mathcal{O}(\varepsilon) \quad \forall i < j . \quad (35)$$

Note that the matrix \mathbf{D} is a tool to formally invert Eq. (31), and is thus very different from the diagonal-matching tricks sometimes used to solve the inconsistency of the NMF or TAP approximations [33]. Indeed we could have very well not introduced this matrix \mathbf{D} , and still have inferred consistent couplings, albeit at the cost of having to numerically solve the

$N(N-1)/2$ equations for $J_{i < j}$ in Eq. (31). A direct comparison between the small β expansions of both (31) and (35) readily confirms that they both contain the same diagrams, see the discussion in the next section.

The equation for the fields is easily deduced from the relations

$$h_i^* = - \left. \frac{\delta \mathcal{S}_\beta}{\delta f_i} \right|_{\mathbf{p}} = - \left. \frac{\delta \mathcal{G}_\beta}{\delta f_i} \right|_{\mathbf{J}^*} , \quad (36)$$

and we find

$$h_i^* = \tanh^{-1}(f_i) - \sum_{j(\neq i)} \beta J_{ij}^* f_j + \varepsilon \frac{D_i f_i}{(1 - f_i^2)^2} + \mathcal{O}(\varepsilon^2) . \quad (37)$$

From the approximation for the couplings in Eq. (35) we obtain our resummed mean field (RMF) approximation for the cross-entropy

$$\begin{aligned} \mathcal{S}^{\text{RMF}}[\mathbf{f}, \mathbf{p}] &= \mathcal{S}_{\text{IM}}[\mathbf{f}] - \frac{\varepsilon}{2} \text{Tr}(\mathbf{D} \mathbf{L}^{-1}) \\ &\quad + \frac{\varepsilon}{2} \text{Tr} \left(\ln(\mathbf{c} + \mathbf{D}) - \ln \mathbf{L} \right) + \mathcal{O}(\varepsilon^2) . \end{aligned} \quad (38)$$

Note that $\mathcal{S}^{\text{RMF}}[\mathbf{f}, \mathbf{p}]$ does not depend explicitly on β , but only implicitly through

$$\mathbf{c} = \mathbf{L} + \beta \tilde{\mathbf{c}} , \quad (39)$$

This is a general property of the (exact) entropy, inherited from the Legendre transformation with respect to J_{ij} . The calculation can be easily continued to second order in ε for Potts or Ising variables, and to third order for Ising variables, although it becomes gradually more tedious, the number terms increasing rapidly (see Sec. V).

III. CONNECTIONS WITH PREVIOUS ANALYTICAL APPROACHES

We now discuss the connections between our RMF approximation and previous works, such as the small correlation expansion of SM, and clarify the effect of the matrix \mathbf{D} introduced to invert Eq. (31). First of all, let us note that one can recover the Plefka expansion (high temperature, or small β , expansion) of $\mathcal{G}_\beta[\mathbf{f}, \mathbf{J}]$ up to arbitrary order starting from the Wetterich equation, as shown in Appendix B. Of course, the expansion in ε resums an infinite number of terms in power of β , and is thus much more powerful. For example, at order ε , Eq. (29) expanded to order β^2 gives back the TAP result of Eq. (13) (after setting $\varepsilon = 1$). We have checked explicitly that the expansion of \mathcal{G}_β to order ε^3 indeed contains all terms of its expansion to order β^4 . In addition, we show formally in Appendix D that the ε expansion of \mathcal{G}_β at order ε^n contains all terms of the Plefka expansion to order β^{n+1} . The fact that \mathcal{G}_β at order ε^n is exact to order β^{n+1} obviously transfers to the expansion of \mathcal{S}_β , and

$$\tilde{D}_{ii} = \text{diagram 1} - \text{diagram 2} + \text{diagram 3} - \text{diagram 4} + \text{diagram 5} + \mathcal{O}(\Gamma^5)$$

FIG. 1. Diagrammatic expression of the small-correlation expansion of the rescaled $\tilde{\mathbf{D}}$ matrix. Open circles represent the site i , the lines are $\beta\Gamma$ factors and filled circles mean summation over a site index.

this proves that our approximation scheme contains the small correlation expansion while resumming a further (infinite) class of diagrams at each order in ε .

Starting from Eq. (38), the small correlation expansion of \mathcal{S}^{RMF} reproduces the expansion of [41], for example at the lowest order one finds back the lowest order in the small correlation expansion shown in Eq. (17). In [41], the authors devised resummations of the small correlation expansion. In particular, they resum an infinite series of terms for the couplings ($i \neq j$) that corresponds to the ring entropy given in Eq. (18). These diagrams correspond to the diagrams shown in the first line in Fig. 2.

Note that the optimization equation for the couplings derived from $\mathcal{S}^{\text{ring}}$ corresponds to the NMF result $\mathbf{J}^{\text{NMF}} = -(\mathbf{c}^{\text{M}})^{-1}$ usually obtained *using linear response*, a method that is not consistent since we have in that case

$$-\frac{\delta^2 \mathcal{G}^{\text{NMF}}}{\delta f_i \delta f_i} = \frac{1}{1 - f_i^2} \neq (\mathbf{c}^{-1})_{ii}, \quad (40)$$

and this equation is not satisfied for $i = j$. But once more, we stress that the Legendre transform of \mathcal{G}^{NMF} with respect to J_{ij} is not well defined and thus \mathcal{S}^{NMF} does not exist strictly speaking, although $\mathcal{S}^{\text{ring}}$ would be the closest, and most natural, proxy for it. This feature explains why the linear response method is successful in general: it allows to resum a certain class of higher-order diagrams of the second Legendre transform, without having to explicitly perform the Legendre transformation, as it is indeed well known in statistical field theory [49]. This, however, comes at the cost of inconsistencies on the diagonal part of the inverse correlation matrix.

A very interesting fact, to our knowledge not yet discussed in the literature, is that the fields obtained from $\mathcal{S}^{\text{ring}}$ correspond to the fields obtained from the NMF with the diagonal matching trick (which has been shown to be equivalent to the adaptive TAP method in the direct problem [36]). Indeed, we find

$$h_i^{\text{ring}} = \tanh^{-1}(f_i) - \beta \sum_{j(\neq i)} J_{ij}^{\text{ring}} f_j + ((\mathbf{c}^{-1})_{ii} - L_{ii}^{-1}) f_i, \quad (41)$$

which is the same result than obtained from the NMF diagonal matching free energy

$$\mathcal{G}^{\text{DM}}[\mathbf{f}, \mathbf{J}] = \mathcal{G}^{\text{NMF}}[\mathbf{f}, \mathbf{J}] + \frac{1}{2} \sum_i \Lambda_i (1 - f_i^2), \quad (42)$$

using linear response [33], that we recall now for the sake

$$\tilde{J}_{ij} = \text{diagram 1} - \text{diagram 2} + \text{diagram 3} - \text{diagram 4} + \text{diagram 5} + \mathcal{O}(\Gamma^5)$$

FIG. 2. Diagrammatic expression of the small-correlation expansion of the couplings obtained through RMF. Same notations as in Fig. 1, with one open circle representing the site i and the other the site j . The first line corresponds to the truncated expansion of NMF couplings to order Γ^4 (ring diagrams), the other terms coming from that of \mathbf{D} .

of completeness. Linear response for \mathcal{G}^{DM} gives

$$h_i = \tanh^{-1}(f_i) - \beta \sum_{j(\neq i)} J_{ij} f_j + \Lambda_i f_i, \quad (43)$$

$$(\mathbf{c}^{-1})_{ij} = -\beta J_{ij} + \delta_{ij} \left(\frac{1}{1 - f_i^2} + \Lambda_i \right),$$

which yields, when solved for h_i and J_{ij} , Eqs. (41) and (20). Therefore, using $\mathcal{S}^{\text{ring}}$ gives a more rigorous way to derive the NMF inference than linear response of adaptive TAP, or diagonal matching trick, as it is based on the proper object to perform the inference, the entropy, which in that case corresponds to the resummation of all ring diagrams. This is also an a posteriori justification of the amelioration of the diagonal trick upon the more “naive” NMF fields (corresponding to Eq. (41) without the last term), since h_i^{ring} corresponds to a more consistent inference based on $\mathcal{S}^{\text{ring}}$.

We want now to compare the RMF entropy with the ring entropy, which contains both NMF and the diagonal matching method for the fields. To do so, we need to expand the matrix \mathbf{D} in power of β . To alleviate the notations, we define a rescaled correlation matrix Γ

$$\Gamma = \mathbf{L}^{-1/2} \tilde{\mathbf{c}} \mathbf{L}^{-1/2} \quad (44)$$

(note that Γ inherits from $\tilde{\mathbf{c}}$ the property that it has zeros on its diagonal), and the expansion in powers in β also amounts to an expansion in powers of Γ . We define a rescaled $\tilde{\mathbf{D}}$ matrix by

$$\tilde{\mathbf{D}} = \mathbf{L}^{-1/2} \mathbf{D} \mathbf{L}^{-1/2}, \quad (45)$$

and Eq. (34) then becomes

$$(\mathbb{1} + \beta \Gamma + \tilde{\mathbf{D}})_{ii}^{-1} = 1 \quad \forall i, \quad (46)$$

which is easily expanded in powers of β to find

$$\begin{aligned} \tilde{D}_{ii} &= \beta^2 (\Gamma^2)_{ii} - \beta^3 (\Gamma^3)_{ii} \\ &+ \beta^4 \left((\Gamma^4)_{ii} - (\Gamma^2)_{ii}^2 - \sum_{j,k} \Gamma_{ij}^2 \Gamma_{jk}^2 \right) + \mathcal{O}(\beta^5). \end{aligned} \quad (47)$$

The diagrammatic representation of this expansion is shown in Fig. 1 up to order 4 in β , and this shows that \mathbf{D} resums rings of $\tilde{\mathbf{c}}$ going from the site i through an arbitrary number of intermediary sites before going back to i . From the expansion of \mathbf{D} , we deduce the expansion of rescaled couplings

$$\tilde{\mathbf{J}} = \mathbf{L}^{1/2} \mathbf{J}^* \mathbf{L}^{1/2}, \quad (48)$$

that is shown diagrammatically in Fig. 2. The first line of the expansion corresponds to the (truncated) sum of ring diagrams corresponding to the NMF couplings, whereas the other terms come from the expansion of the \mathbf{D} matrix. We also see that $\mathcal{S}^{\text{ring}}$ is recovered, and thus NMF and the diagonal matching trick, if one takes $\mathbf{D} = 0$. Indeed we have, after setting $\varepsilon = 1$, the relation

$$\mathcal{S}^{\text{RMF}} = \mathcal{S}^{\text{ring}} + \frac{1}{2} \text{Tr} [\ln(\mathbb{1} + \mathbf{c}^{-1} \mathbf{D}) - \mathbf{L}^{-1} \mathbf{D}] , \quad (49)$$

which demonstrates that our framework indeed goes beyond these previous methods in terms of diagram resummations. A final remark is that, as already stated above, the introduction of the \mathbf{D} matrix was done only in order to push the analytical calculations further, and it is easily verified that the small correlation expansion of Eq. (31) coincides with the expansion of Eq. (35) combined with the expansion of \mathbf{D} , i.e. to the diagrams of Fig. 2. The introduction of \mathbf{D} is thus in no way necessary, and does not correspond in any way to some kind of diagonal matching method.

We have shown the small-correlation expansion of RMF, but of course the couplings in Eq. (35) contains an infinite number of diagrams beyond those shown in Fig. 2. A typical diagram contributing to \mathbf{D} , that is resummed by our approximation is shown in Fig. 3. All such ‘cactus’ diagrams [56] are resummed in \mathbf{D} , and the usual ring diagrams contributing to the NMF result must be dressed at each vertex by all such diagrams to obtain the RMF couplings (see Fig. 2 for an illustration: the single $\mathbf{\Gamma}$ link on the first line is dressed by the first two contributions to \mathbf{D} to give the diagrams in the second line).

This clearly shows that our approximation resums a whole class of ‘cactus’ diagrams in addition to the simple ring diagrams that lead to NMF. This resummation would be very hard to guess simply upon looking at the diagrams of the small-correlation expansion of [41], which explains why it has been over-looked.

Finally, in [41], the authors combine their ring resummation with the resummation of all two-spin diagrams (and even three-spin diagrams in the $\mathbf{f} = 0$ case), and we show in Appendix E that the same procedure can be applied in our framework, since one simply has to identify the contribution of two- or three-spin diagrams in the RMF result. We leave the issue of testing the RMF plus two-spin inference procedure for future work, and focus on the simpler RMF inference in the following.

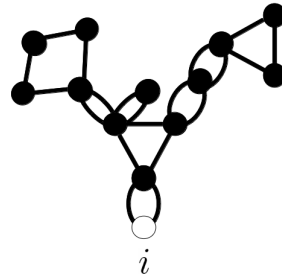


FIG. 3. A typical diagram contributing to $\tilde{\mathbf{D}}$, same conventions than in Fig.(1).

IV. TESTS ON THE SHERRINGTON-KIRKPATRICK MODEL

In order to test our approach, we analyze the standard SK model, which consists of N spins interacting with random gaussian couplings J_{ij} of zero mean and standard deviation $\sigma_J = J/\sqrt{N}$, with $N=10$ spins for $\sigma_J \in [0.1, 0.9]$ in presence of a random gaussian magnetic field h_i , of zero mean and standard deviation $\sigma_h=0.3$. As the high temperature expansion becomes exact as $N \rightarrow \infty$, a small number of spins is actually an interesting test case. We have performed Monte-Carlo simulations and generated various sets of $M=100$ and $M=10000$ spin configurations, for 100 realizations of the disorders per σ_J . (Exact computations of the correlation functions, that are feasible for $N=10$, showed that results for the inference at $M=10000$ are close to that of the perfect sampling regime.) Note that our simulations were not necessarily thermalized in the strongly correlated regime (i.e. for $\sigma_J \gtrsim 0.3$), implying possibly strongly biased evaluation of the averages. The corresponding \mathbf{f}^{M} and \mathbf{c}^{M} were calculated and used as input in Eq. (38) to obtain the inferred RMF fields and couplings \mathbf{h}^* and \mathbf{J}^* . We now discuss our results for the inference compared to other analytical methods, before showing that the RMF inference is good enough to generate new data, which are similar to the original data.

A. Comparison to other methods

To assess the validity of our approach, we have also computed the inferred fields and couplings coming from other inference methods, such as the first and second order of the high- temperature expansion (NMF and TAP), the Bethe approximation (BA), as well as the resummed small correlation expansion of SM [41]. The corresponding expressions for the coupling can be found for example in [38]. (The expression of fields for the resummed small correlation expansion has not been published in the literature, and we have therefore not inferred those.) Note that TAP and BA are based on the linear response of the Gibbs free energy, and that for NMF, we have used

the “ring” results of Sec. III, which we have shown to be equivalent to the so-called NMF (plus linear response) with diagonal matching. For simplicity on the following when we refer to NMF we mean this procedure of using the lowest order in the high-temperature expansion plus the linear response method to estimate the couplings, plus the diagonal matching method to correct the fields. Furthermore, all of these approaches involve the inversion of the correlation matrix \mathbf{c} . However, in the strongly correlated regime, the data are very polarized and many values of pairs of spins are never observed, leading to either rank-deficient, or nearly singular, \mathbf{c}^M matrices, due to imperfect sampling. One way to cure this problem is to use a pseudocount $\alpha=2/M$ [57], which is the solution shown here. In the case of NMF, we have also used two different regularizations (with parameter $\eta=1$), a L_2 regularization [45, 57] as well as the somewhat different regularization of [48]. These have not changed the results qualitatively, and are thus not shown. It was argued in [57] that large values of pseudo counts or L_2 regularizations should be used to compensate for deficiencies of the mean-field approximation, so that we also have used a constant regularization $\eta=0.2 \times M$ for all M , without any notable change. Finally we have also tested the so-called Gaussian model [58] with regularization, and found results very similar to those of the regularized NMF+linear response+diagonal matching method, so that we show only the latter for simplicity.

In the last few years, it has been understood that in presence of a magnetic field, standard inference approaches, such as the high-temperature expansion and Bethe approximation (BA), do not converge (i.e. give complex valued fields and couplings) [38], and we have verified that this is indeed the case here, even in the presence of regularization. Indeed, it has been shown that even in the case of three spins in a field, where the calculation can be done by hand and thus with a perfect “sampling”, TAP and BA inference can be ill-defined. In particular, we have found that both TAP and BA inferences give meaningless results for the value of σ_h used in the simulations, and we will therefore not show comparisons with these methods.

On the other hand, NMF and SM with pseudocount always allow us to infer couplings (and fields for NMF), although the inference is much less reliable as the temperature decreases, especially at low sampling M . On the other hand, our RMF approximation gives limited errors even for imperfect sampling, see an illustration of this in Fig. 4. Note also that we did *not* use any regularization nor pseudocount to perform the RMF inference. We could always converge the matrix \mathbf{D} , that effectively acts as a regularizer for the matrix \mathbf{c}^M . In a sense, our approach is self-regularized by the data itself.

To quantify the quality of the inference of RMF, NMF and SM, we study two quantities, the relative error

$$\Delta_h = \sqrt{\frac{\sum_i (h_i^* - h_i)^2}{\sum_i h_i^2}}, \quad (50)$$

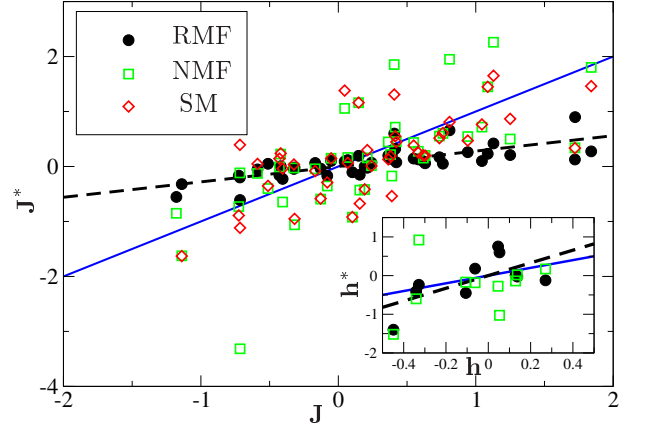


FIG. 4. Scatter plot of inferred (y-axis) versus true couplings \mathbf{J} and \mathbf{h} at $\sigma_J=0.7$, $M=100$. Black circles: RMF results; green empty squares: NMF; empty diamonds: SM. Inset: inferred (y-axis) versus true fields (x-axis), same legend (no fields for SM). Dashed lines are linear regressions of the RMF results with slope 0.28 (1.65) for the couplings (fields). Blue full lines have slope 1. Some NMF and SM points are out of the graph range.

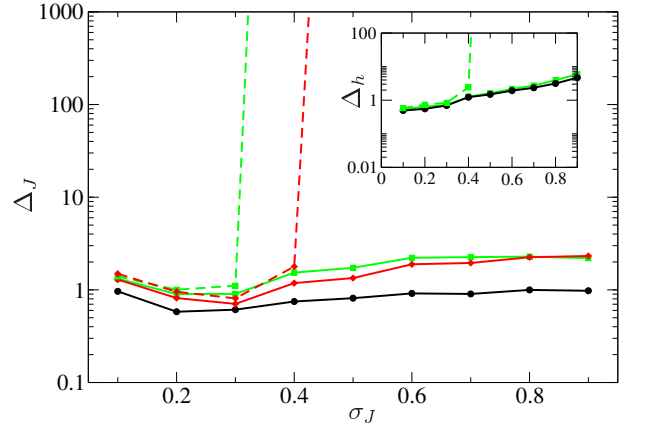


FIG. 5. Relative error for the fields Δ_J and couplings Δ_h for RMF (black circles), regularized NMF+linear response+diagonal matching (green squares), and regularized SM (red diamonds), averaged over for a hundred realizations of \mathbf{J} and \mathbf{h} with $M=100$. Dashed lines correspond to NMF and SM inference without pseudocount (no regularization or pseudocount is added to RMF). Inset: inferred fields, same legend (SM fields not shown).

as well as Pearson correlations defined by

$$r_h = \frac{\sum_i (h_i - \bar{h})(h_i^* - \bar{h}^*)}{\sqrt{\sum_i (h_i - \bar{h})^2 \sum_j (h_j^* - \bar{h}^*)^2}}, \quad \bar{h} = \frac{1}{N} \sum_i h_i, \quad (51)$$

with similar definition for the couplings. However, as shown in Fig. 5, we find that Δ_J for RMF typically saturates to one, as the couplings tend to be of a smaller amplitude than the real ones (since $\Delta_J = 1$ if $\mathbf{J}^* = 0$). On the other hand, the error for the NMF and SM

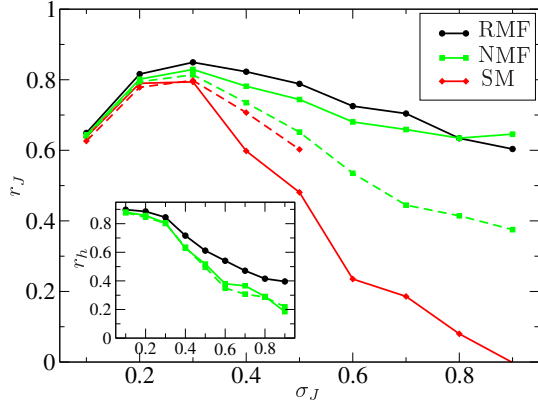


FIG. 6. Average Pearson correlation r_J between the true couplings and the couplings inferred from RMF (black circles), regularized NMF+linear response+diagonal matching (green squared) and regularized SM (red diamonds). Inset: Pearson correlations r_h between the true fields and the fields inferred from RMF and regularized NMF+linear response+diagonal matching. The Pearson correlations are averaged over a hundred realizations of \mathbf{J} and \mathbf{h} .

couplings are typically large compared to one in the low-temperature regime, for $\sigma_J \geq 0.3$. Fig. 5 also shows the NMF and SM inference without regularization (see dashed lines). In that case, if \mathbf{c}^M was not invertible, we did not take the corresponding realization into account. One clearly sees that this unregularized inference is completely meaningless in the low-temperature regime, and that the use of pseudocount improves strongly the results.

Another way of quantifying the success of the inference is to study the Pearson correlation, that quantifies the correlation between the real and inferred couplings, irrespective of the amplitude of the couplings and thus of the error. In particular, one can have a very large error (because all inferred couplings are such that $|J_{ij}^*| \gg |J_{ij}|$), but a very good Pearson $r_J \simeq 1$ as the inferred couplings have the correct order or ratio between each other. In fact, this is exactly what we observe in Fig. 6, which shows that for all three methods, the Pearson correlations are rather good for all σ_J (although SM seems to break down for $\sigma_J \gtrsim 0.5$). Note that Pearson correlations imply that the corresponding interaction graph, as well as the biases distribution, is correct, even if the magnitude of the couplings is not well estimated. The observation that NMF (with pseudocount or regularization) gives rather good Pearson correlations even in the low-temperature phase might explain why this method (and its generalization) has been successful to infer the interaction graph in real data.

However, one has to keep in mind that a good interaction graphs (and biases distributions) are not sufficient to be able to generate new data, typical of the real probability distribution. Indeed, the inferred probability of a given spin configuration σ is given (up to a constant) by

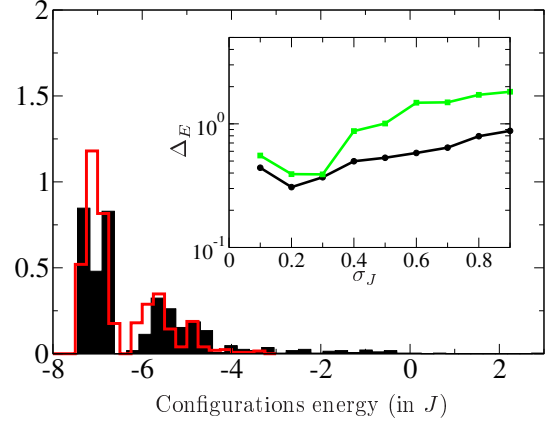


FIG. 7. Distribution function of the energy $E(\mathbf{J}, \mathbf{h})$ of 1000 spin configurations sampled from the true distribution (\mathbf{J}, \mathbf{h}) for the same disorder realization than Fig. 4, $\{C\}$ (red histogram), RMF inference $(\mathbf{J}^*, \mathbf{h}^*)$ with $M=100$, $\{C_{RMF}\}$ (black). Inset: Error Δ_E of the energy obtained from the true and inferred couplings and fields, averaged over the realization of disorder, see text. Same legend as Fig. 5.

$\exp(-E(\sigma; \mathbf{J}^*, \mathbf{h}^*))$, where the definition of the energy

$$E(\sigma; \mathbf{J}^*, \mathbf{h}^*) = - \sum_i h_i^* \sigma_i - \sum_{i < j} J_{ij}^* \sigma_i \sigma_j, \quad (52)$$

is such that the most probable configurations have the smallest energy. Since the ratio of the probability of two configurations is governed by the difference of the energy, an inference which has a good interaction graph but a wrong order of magnitude in the fields and couplings will not be able to generate typical configurations (generically, only a few configurations will have a small energy compared to all the other). This point can be exemplified as follow. We have generated a thousand new configurations $\{C\}$ sampled from the original model (\mathbf{h}, \mathbf{J}) , not used for the inference of $(\mathbf{h}^*, \mathbf{J}^*)$, and computed the energy of each of these configurations σ with the true couplings and fields $E(\sigma; \mathbf{J}, \mathbf{h})$ and the inferred couplings and fields $E(\sigma; \mathbf{J}^*, \mathbf{h}^*)$ for both RMF and NMF (not SM, since we do not have an expression for the fields). The inset of Fig. 7 shows the relative error of the energy,

$$\Delta_E = \sqrt{\frac{\sum_{\{C\}} (E(\sigma; \mathbf{J}^*, \mathbf{h}^*) - E(\sigma; \mathbf{J}, \mathbf{h}))^2}{\sum_{\{C\}} (E(\sigma; \mathbf{J}, \mathbf{h}))^2}}, \quad (53)$$

which shows the superiority of RMF over NMF. Thus NMF will be unable to generate meaningful new data, whereas RMF should. Once more, Δ_E^{RMF} saturates to one because the inferred energy of a given configuration is typically small than that of the true energy (because the couplings are typically smaller), but as we will show now, this still allows us to generate new data that are typical of the original probability distribution.

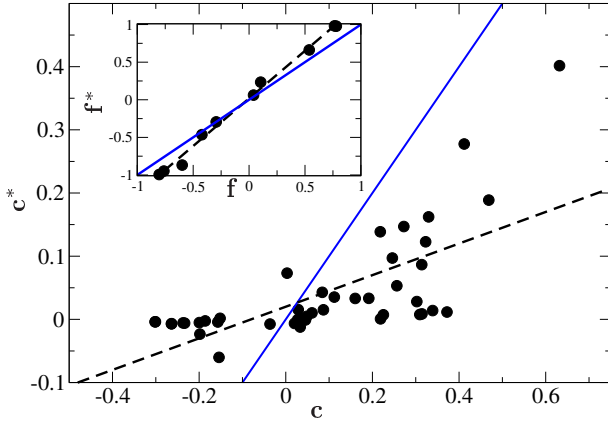


FIG. 8. Scatter plot of c^* computed from RMF inference and c computed from the original model, for one realization of the disorder (same as in Fig. 4) for $\sigma_J = 0.7$. Full blue line has slope 1. Black dashed line is the best linear regression, slope $\simeq 0.25$. Inset: scatter plot for the magnetizations. Slope of the black dashed line $\simeq 1.25$.

B. Data generation from RMF inference

One of the main interest of the inference is the ability to generate new configurations, which have high probabilities (i.e. low energy) in the real model [59]. Using the RMF couplings $(\mathbf{J}^*, \mathbf{h}^*)$, we have generated a thousand configurations $\{\mathcal{C}_{\text{RMF}}\}$ via Monte-Carlo sampling. To test whether these configurations would have a high probability, one can compare the energy of each configuration of $\{\mathcal{C}_{\text{RMF}}\}$ in the original model (\mathbf{J}, \mathbf{h}) to the energy of typical configurations drawn from the real model (see [46] for a similar procedure for biological data). We find that the configurations $\{\mathcal{C}_{\text{RMF}}\}$ generically have low energy in the real model, i.e., they are configurations that are typical of the original model. Fig. 7 shows an example of these energy distributions, for the couplings inferred from the same realization of (\mathbf{J}, \mathbf{h}) than in Fig. 4.

Another way to judge whether the inferred couplings and fields from the RMF approximation are meaningful is to compare the frequencies and correlations obtained using the true and inferred couplings and fields. To that purpose, we have drawn 1000 configurations via Monte-Carlo sampling, using the original couplings and fields $(\{\mathcal{C}\})$ and the RMF inferred ones $(\{\mathcal{C}_{\text{RMF}}\})$ (inference done with $M=100$). We have then obtained from these the corresponding frequencies \mathbf{f} and correlations \mathbf{c} (we will denote by $(\mathbf{f}^*, \mathbf{c}^*)$ those computed using the inferred couplings $(\mathbf{h}^*, \mathbf{J}^*)$). We show in Fig. 8 a scatter plot of the $(\mathbf{f}^*, \mathbf{c}^*)$ vs (\mathbf{f}, \mathbf{c}) for the same realization of the disorder than in Fig. 4, which shows that the RMF magnetization are really good. Concerning the correlations, we see that RMF gives relatively smaller correlations than the true one, which might be understood by the fact that the couplings tend to also be too small. We have also computed the corresponding Pearson correlations between (\mathbf{f}, \mathbf{c}) obtained from $\{\mathcal{C}\}$, and $(\mathbf{f}^*, \mathbf{c}^*)$ obtained from

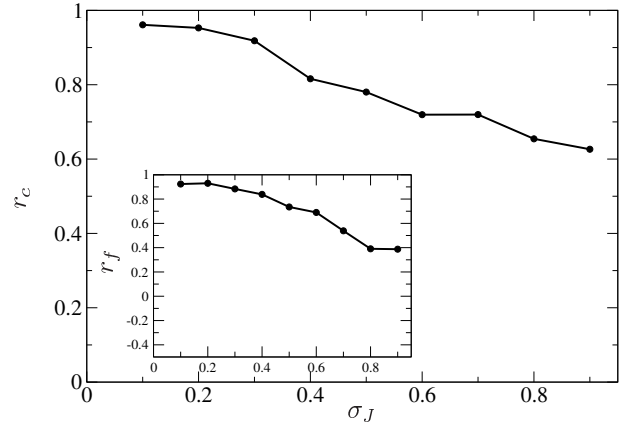


FIG. 9. Pearson correlations r_c between \mathbf{c} computed from RMF inference (with $M = 100$) and \mathbf{c} computed from the original model, average over a hundred realizations of \mathbf{J} and \mathbf{h} . The inset shows the average Pearson correlation for the frequencies r_f .

$\{\mathcal{C}_{\text{RMF}}\}$, see Fig. 9. We see that the correlation is rather good even in the low-temperature phase, and thus the RMF can be used to generate configurations that indeed reproduce the properties of the real data.

V. POTTS VARIABLES, AND EXPANSION TO SECOND ORDER IN ε

In this section we generalize our calculation to Potts variables, while pushing the expansion to next order in ε . We start by considering a Potts model with q possible states for each unit, i.e. $\sigma_{ia} = \delta_{a a_i}$, where $a_i = 1 \dots q$ represents the q possible states on site i . Switching from Potts to Ising only requires to change the expression for the independent model entropy, and introducing additional summations over Potts indices. If needed, the generalization to different number of states per site (i.e. $q \rightarrow q_i$) is also straightforward and not shown here.

The temperature dependent partition function reads now

$$Z_\beta[\mathbf{h}, \mathbf{J}] = \sum_{\sigma} \exp \left(\sum_{i,a} h_{ia} \sigma_{ia} + \beta \sum_{i < j, a, b} J_{ia,jb} \sigma_{ia} \sigma_{jb} \right). \quad (54)$$

Note that there is an ambiguity in the way of defining fields and couplings and one has to fix a gauge to remove it. A simple way to see this issue is to consider the one- and two-point functions

$$f_{ia} = \langle \sigma_{ia} \rangle, \quad \text{and} \quad p_{ia,jb} = \langle \sigma_{ia} \sigma_{jb} \rangle, \quad (55)$$

which have to satisfy a set of simple constraints,

$$\sum_{a=1}^q f_{ia} = 1, \quad \text{and} \quad \begin{cases} \sum_{a=1}^q p_{ia,jb} = f_{jb}, \\ \sum_{b=1}^q p_{ia,jb} = f_{ia}. \end{cases} \quad (56)$$

When trying to infer the fields and couplings we will find that we have too many variables with respect to the set of equations that fix their values. A simple way to fix this is to choose fields and couplings such that

$$\begin{aligned} h_{iq} &= 0 \quad \forall i, \\ J_{ia,jq} &= J_{iq,jb} = J_{iq,jq} = 0 \quad \forall i < j, a, b. \end{aligned} \quad (57)$$

Note that $J_{ia,ib} = 0 \quad \forall i, a, b$. Other choices are possible, and the calculation can easily be repeated with different gauge, only impacting the independent model Gibbs free-energy. In the following, all summations over Potts indices will thus run from 1 to $q-1$ unless specified otherwise. Finally we will often gather the $N(N-1)/2 \times (q-1)$ parameters $J_{ia,jb}$ in a matrix \mathbf{J} , in which the $i = j$ elements are 0, the $i < j, a, b$ elements are $J_{ia,jb}$, and the $i > j, a, b$ elements are $J_{jb,ia}$.

The entropy of the independent model reads now

$$\begin{aligned} \mathcal{S}_{\text{IM}}[\mathbf{f}] &= - \sum_i \sum_a f_{ia} \ln f_{ia} \\ &\quad - \sum_i \left(1 - \sum_a f_{ia} \right) \ln \left(1 - \sum_a f_{ia} \right), \end{aligned} \quad (58)$$

and we will need, as in the Ising case, its matrix of second derivatives

$$(\mathbf{L}^{-1})_{ia,jb} = - \frac{\delta^2 \mathcal{S}_{\text{IM}}}{\delta f_{ia} \delta f_{jb}} = \delta_{ij} \frac{1}{f_{ia}} \left(\delta_{ab} + \frac{1}{1 - \sum_b f_{ib}} \right), \quad (59)$$

which is the inverse of the self-correlation matrix \mathbf{L} given by

$$L_{ia,jb} = \delta_{ij} f_{ia} (\delta_{ab} - f_{ia} f_{ib}). \quad (60)$$

We also need the higher-order derivatives of \mathcal{S}_{IM} which read

$$\gamma_{i_1 a_1, \dots, i_n a_n}^{(n)} = - \frac{\delta^n \mathcal{S}_{\text{IM}}[\mathbf{f}]}{\delta f_{i_1 a_1} \dots \delta f_{i_n a_n}}. \quad (61)$$

All steps of the derivation of the RMF approximation are now the same, and we obtain

$$\begin{aligned} \mathcal{G}_\beta[\mathbf{f}, \mathbf{J}] &= \mathcal{S}_{\text{IM}}[\mathbf{f}] + \beta \sum_{i < j, a, b} J_{ia,jb} f_{ia} f_{jb} \\ &\quad - \frac{\varepsilon}{2} \text{Tr} [\ln (\mathbf{L}^{-1} - \beta \mathbf{J}) - \ln \mathbf{L}^{-1}] + \mathcal{O}(\varepsilon^2), \end{aligned} \quad (62)$$

from which the equation for the RMF couplings is obtained

$$J_{ia,jb}^* = - (\mathbf{c} + \mathbf{D})_{ia,jb}^{-1} \quad \forall i < j, a, b. \quad (63)$$

The \mathbf{D} matrix is now defined by the $N \times (q-1)^2$ coupled equations:

$$(\mathbf{c} + \mathbf{D})_{ia,ib}^{-1} = L_{ia,ib}^{-1} \quad \forall i, a, b, \quad (64)$$

and the expression for the RMF fields is now

$$\begin{aligned} h_{ia}^* &= \ln \left(\frac{f_{ia}}{1 - \sum_b f_{ib}} \right) - \sum_{j(\neq i), b} \beta J_{ia,jb}^* f_{jb} \\ &\quad + \frac{\varepsilon}{2} \sum_{b,c} D_{ib,ic} \gamma_{ia,ib,ic}^{(3)}. \end{aligned} \quad (65)$$

Finally the expression for the entropy for Potts variables is

$$\begin{aligned} \mathcal{S}_\beta[\mathbf{f}, \mathbf{p}] &= \mathcal{S}_{\text{IM}}[\mathbf{f}] - \frac{\varepsilon}{2} \text{Tr} (\mathbf{D} \mathbf{L}^{-1}) \\ &\quad + \frac{\varepsilon}{2} \text{Tr} [\ln (\mathbf{c} + \mathbf{D}) - \ln \mathbf{L}] + \mathcal{O}(\varepsilon^2). \end{aligned} \quad (66)$$

In order to go to the next order, we define a matrix $\mathbf{G}(\beta)$ as

$$G_{ia,jb}(\beta) = (\mathbf{L}^{-1} - \beta \mathbf{J})_{ia,jb}^{-1} - L_{ia,jb} \quad (67)$$

The expansion in powers of ε of the correlation function is shown in Eq. (25) and using it in the equivalent of Eq. (24) for Potts variables leads to the equation for $\mathcal{G}_\beta^{(2)}$,

$$\partial_\beta \mathcal{G}_\beta^{(2)} = \frac{1}{2} \sum_{ia,jb} J_{ia,jb} \left[\chi^{\text{NMF}} \frac{\delta^2 \mathcal{G}_\beta^{(1)}}{\delta \mathbf{f} \delta \mathbf{f}} \chi^{\text{NMF}} \right]_{ia,jb}. \quad (68)$$

We need to compute the derivative of $\mathcal{G}_\beta^{(1)}$. For compactness, we gather pairs of indices like i, a or j, b in greek letters α, γ . We find

$$\begin{aligned} \frac{\delta^2 \mathcal{G}_\beta^{(1)}[\mathbf{f}, \mathbf{J}]}{\delta f_{\alpha} \delta f_{\gamma}} &= - \frac{1}{2} \sum_{\mu, \nu} \gamma_{\alpha, \gamma, \mu, \nu}^{(4)} G_{\mu \nu}(\beta) \\ &\quad + \frac{1}{2} \sum_{\mu, \nu, \delta, \omega} \gamma_{\alpha, \mu, \nu}^{(3)} [G_{\mu \delta}(\beta) G_{\nu \omega}(\beta) + 2 L_{\mu \delta} G_{\nu \omega}(\beta)] \gamma_{\delta, \omega, \gamma}^{(3)}, \end{aligned} \quad (69)$$

which shows that the dependance on β in this expression is only through $\mathbf{G}(\beta)$. Indeed we remark that for any functional $F[\mathbf{G}(\beta)]$ we have

$$\begin{aligned} \partial_\beta F[\mathbf{G}(\beta)] &= \sum_{\alpha, \gamma} \frac{\delta F}{\delta G_{\alpha \gamma}} \partial_\beta G_{\alpha \gamma}(\beta) \\ &= \sum_{\alpha, \gamma, \mu, \nu} J_{\alpha \gamma} \chi_{\alpha \mu}^{\text{NMF}} \frac{\delta F}{\delta G_{\mu \nu}} \chi_{\nu \gamma}^{\text{NMF}}. \end{aligned} \quad (70)$$

Coming back to Eq. (68), we see that we only have to integrate the second derivative of $\mathcal{G}_\beta^{(1)}$ with respect to

$$\mathcal{G}_2 = -\frac{1}{8} \text{diagram} + \frac{1}{12} \left(\text{diagram} + 3 \text{diagram} \right)$$

FIG. 10. Diagrammatic representation of the second order correction to the Gibbs potential. Grey blobs with n dots represent $\gamma^{(n)}$ vertices. Black dots represent summations over the indices, full lines represent $\mathbf{G}(\beta)$ and dotted lines represent \mathbf{L} .

$\mathbf{G}(\beta)$ in order to put the r.h.s. in the form of a total derivative w.r.t. β . Defining the functional

$$\begin{aligned} F^{(2)}[\mathbf{G}] = & -\frac{1}{4} \sum_{\alpha,\gamma,\mu,\nu} G_{\alpha\gamma} \gamma_{\alpha,\gamma,\mu,\nu}^{(4)} G_{\mu\nu} \\ & + \frac{1}{6} \sum_{\alpha,\gamma,\delta,\lambda,\mu,\nu} \gamma_{\alpha,\gamma,\delta}^{(3)} G_{\alpha\mu} G_{\gamma\nu} G_{\delta\lambda} \gamma_{\mu,\nu,\lambda}^{(3)} \\ & + \frac{1}{2} \sum_{\alpha,\gamma,\delta,\lambda,\mu,\nu} \gamma_{\alpha,\gamma,\delta}^{(3)} G_{\alpha\mu} G_{\gamma\nu} L_{\delta\lambda} \gamma_{\mu,\nu,\lambda}^{(3)}, \end{aligned} \quad (71)$$

we have

$$\frac{\delta F^{(2)}}{\delta G_{ia,jb}} = \frac{\delta^2 \mathcal{G}_\beta^{(1)}}{\delta f_{ia} \delta f_{jb}}, \quad (72)$$

so that the equation for $\mathcal{G}_\beta^{(2)}$ is now easily integrated w.r.t. β to give

$$\mathcal{G}_\beta^{(2)}[\mathbf{f}, \mathbf{J}] = \frac{1}{2} F^{(2)}[\mathbf{G}(\beta)]. \quad (73)$$

This expression can be represented diagrammatically as shown in Fig. 10. In the case of Ising variables, the final expressions largely simplify due to the locality of the vertices $\gamma^{(n)}$ and the overall absence of Potts indices, and in that case we have been able to push the expansion to the third order in ε . However the number of diagrams involved rapidly increases beyond that point. Another issue is that high order terms in the expansion involve several matrix products of correlation functions, which might render the numerical scheme very sensitive to sampling noise, which is the reason why we have only shown in this paper numerical tests of the lowest order.

We can now perform the second Legendre transform. The first step is to obtain the next order for the optimal couplings. We set

$$J_{ia,jb}^* = J_{ia,jb}^{(1)} + \varepsilon J_{ia,jb}^{(2)} + \mathcal{O}(\varepsilon^2), \quad (74)$$

and insert this expansion in the optimization equation obtained through the differentiation of $\mathcal{G}_\beta^{(2)}$ w.r.t. \mathbf{J} :

$$c_{ia,jb} = (\mathbf{L}^{-1} - \beta \mathbf{J}^*)_{ia,jb}^{-1} + \frac{\varepsilon}{2} \frac{\delta F^{(2)}}{\delta \beta J_{ia,jb}} + \mathcal{O}(\varepsilon^2). \quad (75)$$

Inverting Eqs. (74) and (75) order by order in ε , we find

$$\begin{aligned} J_{ia,jb}^{(2)} = & \frac{1}{2} \sum_{\mu,\nu} \gamma_{ia,jb,\mu,\nu}^{(4)} (\mathbf{c} + \mathbf{D} - \mathbf{L})_{\mu\nu} \\ & - \frac{1}{2} \sum_{\mu\nu\delta\omega} \gamma_{ia,\mu,\nu}^{(3)} \left[(\mathbf{c} + \mathbf{D})_{\mu\delta} (\mathbf{c} + \mathbf{D})_{\nu\omega} - \mathbf{L}_{\mu\delta} \mathbf{L}_{\nu\omega} \right] \gamma_{\delta,\omega,jb}^{(3)} \\ & - \left[(\mathbf{c} + \mathbf{D})^{-1} \mathbf{D}^{(2)} (\mathbf{c} + \mathbf{D})^{-1} \right]_{ia,jb}, \end{aligned} \quad (76)$$

where $\mathbf{D}^{(2)}$ is a block diagonal matrix (playing the role of \mathbf{D} to the next order in ε),

$$\begin{aligned} D_{ia,ib}^{(2)} = & - \sum_{j,cd} A_{iab,jcd}^{-1} H_{jc,jd}^{(2)}, \\ A_{iab,jcd} = & (\mathbf{c} + \mathbf{D})_{ia,jc}^{-1} (\mathbf{c} + \mathbf{D})_{ib,jd}^{-1}, \\ H_{ia,ib}^{(2)} = & -\frac{1}{2} \sum_{cd} \gamma_{ia,ib,ic,id}^{(4)} D_{ic,id} \\ & + \frac{1}{2} \sum_{cdef} \gamma_{ia,ic,id}^{(3)} [D_{ic,id} D_{ie,if} + 2L_{ic,id} D_{ie,if}] \gamma_{ib,ie,if}^{(3)}. \end{aligned} \quad (77)$$

Using this result, one can deduce the expression of the inferred fields and the entropy in the spirit of what was done for the lowest order.

VI. CONCLUSION

We have introduced the resummed mean-field approximation for the inference problem in the context of Ising and Potts variables, which is based on an exact equation for the Gibbs free energy. At the lowest non-trivial order, we obtained a simple analytical expression for the couplings and the fields as functions of the correlations and frequencies. The main difference compared to other approaches is that it is self-regularized by the \mathbf{D} matrix, which is fixed by the data-set itself. The RMF approximation we have obtained corresponds to a resummation of an infinite number of terms of the small correlation expansion, and we have shown that it can be pursued in a principled and systematic way.

We have tested the method on the SK model and shown that it works well even in the strongly coupled regime, in particular in presence of a magnetic field, where other methods break down. The inferred couplings and fields are well correlated with the real ones, and of the correct order of magnitude, although the couplings tend to be smaller than expected. A striking result is that we do not need to include a pseudocount or a regularization even for small sampling, or when the correlation matrix \mathbf{c}^M is not invertible, which is a clear improvement upon mean-field. In particular, this self-regularization depends only of the data, and prevent the need of optimizing over additional parameters such as a pseudocount. This feature is crucial for practical applications,

and we expect this, together with the fact that the inference is reliable even for large couplings, to pave the way for systematic applications to very large datasets, and/or datasets with units assuming a large number of possible states. We have also demonstrated that the inference performed by our method is consistent with the original model at the level of the probabilities of single configurations, a feature that could have important implications in bio-informatics [59, 60]. Our method, while being analytic, and hence very fast, outperforms the competing analytical schemes, even when they are regularized. If necessary our method can also be regularized by adding an L_1 or L_2 prior on \mathbf{J} . For the L_2 case, this leads to the modified equation for the couplings

$$c_{ij} = (\mathbf{L}^{-1} - \beta \mathbf{J}^*)_{ij}^{-1} + \frac{\eta}{M} J_{ij}^* \quad \forall i < j. \quad (78)$$

If one assumes that η is of order 1, this can be expanded around the $\eta = 0$ case if M is large enough. For the standard Gaussian and NMF methods, it was found that the optimal L_2 regularization is not of order 1 but is of order M instead. This indeed compensates for the deficiencies of these methods. In our case, since the unregularized inference is already well-behaved without regularization, we expect that the optimal regularization will be this time $\mathcal{O}(1)$. We leave this issue for future work.

The transition from liquid to spin glass, that comes about (in the direct problem, where \mathbf{J} is fixed) when β becomes of order one could be thought to be a limit to mean-field inference, due to the apparition of multiple minima in \mathcal{G} , that prevent correct thermalization of observables like $\sigma_i \sigma_j$ [61]. Although the presence of an underlying phase transition (in the thermodynamic limit) could seem to be a hindrance to the success of the inference, it has been argued in [45] that this should not be a limitation. The intuitive argument is that since the inverse problem is characterized by the inverse susceptibility (i.e. how fields and couplings are affected by a change in magnetizations and correlations), the inference should not be hindered by a divergence of the susceptibility due to the phase transition, since the inverse susceptibility will stay well-behaved. Of course, probing deep inside a low temperature phase will lead to data that are very polarized, resulting in bad statistical estimation of correlations, but this problem also affects data that have very small correlations, and is not tantamount of an underlying thermodynamic phase transition. Indeed, numerical methods like the ACE or pseudo-likelihood are not particularly affected by transitions towards low-temperature phases [22, 44]. However, the only analytical method prior to our work that focuses on the entropy \mathcal{S} instead of \mathcal{G} while extending NMF, namely the small correlation expansion of SM, was found to also hit the spin glass limit, and was also shown to be extremely sensible to sampling noise [41]. Our method solves this apparent contradiction and provides an analytical scheme that is unaffected by the phase transition, without having to resort to gradient descent to evaluate the couplings, as in the ACE or PLM methods.

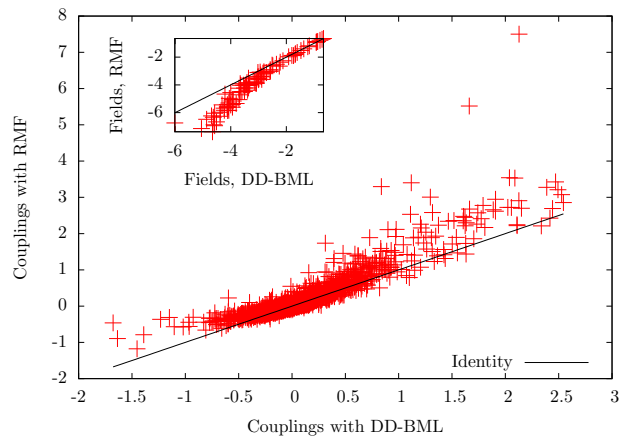


FIG. 11. Couplings inferred from the RMF approximation, compared to the exact solution to the inference problem, obtained with the data-driven Boltzmann machine learning algorithm (DD-BML) introduced in [19]. The Pearson correlation between the couplings of the two inferences is 0.90. The dataset is comprised of 95 neurons [64]. Inset: comparison of the inferred fields, with Pearson correlation 0.97. Full dark lines have slope 1.

In retrospect, we can understand why resumming closed loop diagrams is important in the finite sampling case by introducing sampling noise in the computation. Since the connected correlation function is the empirical covariance of a vector of N (non independent) variables $\sigma_1, \dots, \sigma_N$, the finite sampling effects can be taken into account by considering that $\mathbf{\Gamma}$ is sampled from the ensemble of Wishart matrices [62, 63]. If we consider instead, in a schematic way, that the empirical $\mathbf{\Gamma}^M$ matrix is the sum of the perfect sampling result $\mathbf{\Gamma}$ and of a matrix of uncorrelated Gaussian elements, with variance α , we see that the closed loop diagrams that are resummed by our RMF approximation pick $\mathcal{O}(\alpha N)$ contributions to the entropy, and should thus not be neglected in the presence of sampling noise. A more careful analysis of these finite sampling effects will be discussed elsewhere.

An important question for applications to realistic data is that of scalability. Although we have tested our method on the SK model with a small number of spins, it can be used for much larger numbers of units. In order to demonstrate the ability of our method to go beyond toy models, we show here the inferred couplings obtained with the RMF method when analyzing neuronal data of the retina of a rat, taken from Ref. [64]. The RMF couplings are compared to the couplings obtained through Boltzmann machine learning (computed through the method of [19]), that provides the exact solution to the inference problem (the magnetizations and correlations are perfectly reproduced by the model inferred through this method). We see that the agreement between the RMF couplings and the Boltzmann machine learning couplings is very good. In that case the number of neurons was $N = 95$ and the number of configurations $M = 485998$. The RMF algorithm has

converged in a split second on a personal desktop computer. This very large number of samples ensures that the data-driven Boltzmann machine learning algorithm (DD-BML in the figure) of [19] solves the inference problem exactly, providing a ground truth for comparison. Such large sampling is of course not mandatory for our method to converge.

Finally we also have inferred RMF couplings from a notMNIST dataset comprised of $M = 5000$ images from which $N = 784$ pixels were extracted. The inference also took around a second on a personal computer. No ground truth is known in that case, so we leave the analysis of these results for future work, but this demonstrates that the method scales favorably with the number of interacting units in the data.

Our method presented here can be easily generalized to other kind of variables, e.g. continuous variables, along the lines of [53], or to restricted Boltzmann machines following [29]. The main requirement for the method to be valid is that there exist a well defined Independent Model Gibbs functional \mathcal{G}_{IM} . One could also imagine dealing with quantum variables in the context of quantum inference, following the calculation of [65].

ACKNOWLEDGMENTS

H.J. was funded by the Agence Nationale de la Recherche Coevstat project (ANR-13-BS04-0012-01) in early stages of this work, and acknowledges support from the Laboratoire de Physique Statistique de l'École Normale Supérieure de Paris. A.R. was funded by ANR "ArtiQ" project. We thank C.K. Fisher and U. Ferrari for stimulating discussions, F. Krzakala and R. Monasson for important suggestions, and S. Deny and N. Dupuis for useful comments. We warmly thank O. Marre, U. Ferrari and S. Deny for providing the data shown in Fig. 11.

Appendix A: Alternative derivation of RMF

We derive for completeness an alternative derivation of our results, connecting it with other works [56, 66], while helping the reader to get more intuition about the role of the parameter ε that is used to organize the expansion around NMF. Starting from the Ising partition function we perform a Hubbard-Stratonovich transformation which leads to

$$Z[\mathbf{h}, \mathbf{J}] = \frac{1}{\sqrt{\det \mathbf{J}}} \int \mathcal{D}\phi \, e^{-S[\phi; \mathbf{h}, \mathbf{J}]} ,$$

$$S[\phi; \mathbf{h}, \mathbf{J}] = \frac{1}{2} \sum_{i,j} \phi_i (\mathbf{J})_{ij}^{-1} \phi_j - \sum_i \ln 2 \cosh(h_i + \phi_i) .$$
(A1)

Starting from this representation, one could perform a small-coupling expansion as done in [56], and recover the results of Ref. [27].

Instead, one can also perform a saddle point approximation, plus fluctuations, which is known as the "loop expansion" in field theory [49]. To do so, one introduces a small parameter ε , such that the saddle point becomes exact in the limit $\varepsilon \rightarrow 0$,

$$Z_\varepsilon[\mathbf{h}, \mathbf{J}] = \frac{1}{\sqrt{\det \mathbf{J}}} \int \mathcal{D}\phi \, \exp \left(-\frac{1}{\varepsilon} S[\phi; \mathbf{h}, \mathbf{J}] \right) . \quad (\text{A2})$$

One can then perform the first Legendre transform of $\ln Z_\varepsilon$ with respect to the fields \mathbf{h} ,

$$\begin{cases} \mathcal{G}_\varepsilon[\mathbf{f}, \mathbf{J}] = \varepsilon \ln Z_\varepsilon[\mathbf{h}^*, \mathbf{J}] - \sum_i h_i^* f_i , \\ \mathbf{h}^* \text{ such that } \left. \frac{\delta \ln Z_\varepsilon[\mathbf{h}, \mathbf{J}]}{\delta h_i} \right|_{\mathbf{h}^*} = f_i . \end{cases} \quad (\text{A3})$$

Expanding \mathcal{G}_ε in powers of ε leads to Eq. (29), while performing the second Legendre transform with respect to \mathbf{J} afterwards leads to the RMF. This gives an interpretation of our expansion in terms of the saddle-point evaluation of a path integral representation of the Ising model.

This type of path integral representation is well-known and was already used in the direct problem, for example in [56] and in the inverse problem for example in [66] albeit with a particular choice of form for the \mathbf{J} matrix.

The approach we have used in the main text has been shown (albeit for a more standard ϕ^4 theory) to be equivalent to the loop expansion [50]. However, it has several advantages. First, it allows one to work directly with the microscopic degrees of freedom, which makes it very easy to generalize to other kind of variables, while avoiding the presence of the complicated $\ln \cosh(\phi + h)$ potential. Furthermore, the exact equation directly involves \mathcal{G} , which implies that only one Legendre transform (with respect to \mathbf{J}) has to be performed, which greatly simplifies the calculation if one wants to push the expansion to higher order in ε .

Appendix B: High-temperature expansion from Wetterich equation

In this appendix, we show how to recover the high-temperature (small β) expansion of the Gibbs free energy $\mathcal{G}_\beta[\mathbf{f}, \mathbf{J}]$ of the Ising model, developed by Plefka to order β^2 [26], and obtained up to order β^4 by Georges and Yedidia (GY) [27]. One can then obtain the small correlation expansion (i.e. the expansion of $\mathcal{S}[\mathbf{f}, \mathbf{c}]$ for small \mathbf{c}) at a given order in \mathbf{c} by performing explicitly the Legendre transform of $\mathcal{G}_\beta[\mathbf{f}, \mathbf{J}]$ at the same order in β .

$$\begin{aligned}
\mathcal{G} = & \mathcal{S}_{\text{IM}} + \beta \sum_{i < j, ab} J_{ia,jb} f_{ia} f_{jb} \\
& + \frac{\beta^2}{4} \text{diagram 1} + \frac{\beta^3}{6} \text{diagram 2} + \frac{\beta^4}{8} \text{diagram 3} + \frac{\beta^3}{12} \text{diagram 4} \\
& - \frac{\beta^4}{8} \text{diagram 5} + \frac{\beta^4}{4} \text{diagram 6} + \frac{\beta^4}{4} \text{diagram 7} \\
& + \frac{\beta^4}{48} \text{diagram 8} - \frac{\beta^4}{8} \text{diagram 9} + \frac{\beta^4}{16} \text{diagram 10} + \frac{\beta^4}{8} \text{diagram 11}
\end{aligned}$$

FIG. 12. High-temperature expansion of \mathcal{G}_β at order β^4 . A black dot represents a summation over one pair of indices (site index and color index), a black line is a $\tilde{\mathbf{J}}$ matrix as defined in Eq. (B8), and a crossed vertex with n attached dots represents a $V^{(n)}$ vertex as defined in Eq. (B8).

We start with the Wetterich equation, Eq. (24) with $\varepsilon = 1$ since we are not performing the expansion in ε ,

$$\partial_\beta \mathcal{G}_\beta[\mathbf{f}, \mathbf{J}] = \sum_{i < j} J_{ij} \chi_{ij}(\beta) + \sum_{i < j} J_{ij} f_i f_j, \quad (\text{B1})$$

where we recall that

$$(\chi^{-1})_{ij} = -\frac{\delta^2 \mathcal{G}_\beta}{\delta f_i \delta f_j}. \quad (\text{B2})$$

We now expand both \mathcal{G}_β and $\chi(\beta)$ in β ,

$$\begin{aligned}
\mathcal{G}_\beta[\mathbf{f}, \mathbf{J}] = & \mathcal{S}_{\text{IM}} + \beta \mathcal{G}_1 + \beta^2 \mathcal{G}_2 + \beta^3 \mathcal{G}_3 + \beta^4 \mathcal{G}_4 + \mathcal{O}(\beta^5), \\
\chi(\beta) = & \mathbf{L} + \beta \mathbf{L} \frac{\delta^2 \mathcal{G}_1}{\delta \mathbf{f} \delta \mathbf{f}} \mathbf{L} \\
& + \beta^2 \left(\mathbf{L} \frac{\delta^2 \mathcal{G}_2}{\delta \mathbf{f} \delta \mathbf{f}} \mathbf{L} + \mathbf{L} \frac{\delta^2 \mathcal{G}_1}{\delta \mathbf{f} \delta \mathbf{f}} \mathbf{L} \frac{\delta^2 \mathcal{G}_1}{\delta \mathbf{f} \delta \mathbf{f}} \mathbf{L} \right) \\
& + \beta^3 \left(\mathbf{L} \frac{\delta^2 \mathcal{G}_3}{\delta \mathbf{f} \delta \mathbf{f}} \mathbf{L} + \mathbf{L} \frac{\delta^2 \mathcal{G}_2}{\delta \mathbf{f} \delta \mathbf{f}} \mathbf{L} \frac{\delta^2 \mathcal{G}_1}{\delta \mathbf{f} \delta \mathbf{f}} \mathbf{L} \right. \\
& \left. + \mathbf{L} \frac{\delta^2 \mathcal{G}_1}{\delta \mathbf{f} \delta \mathbf{f}} \mathbf{L} \frac{\delta^2 \mathcal{G}_2}{\delta \mathbf{f} \delta \mathbf{f}} \mathbf{L} + \mathbf{L} \frac{\delta^2 \mathcal{G}_1}{\delta \mathbf{f} \delta \mathbf{f}} \mathbf{L} \frac{\delta^2 \mathcal{G}_1}{\delta \mathbf{f} \delta \mathbf{f}} \mathbf{L} \frac{\delta^2 \mathcal{G}_1}{\delta \mathbf{f} \delta \mathbf{f}} \mathbf{L} \right) \\
& + \mathcal{O}(\beta^4), \quad (\text{B3})
\end{aligned}$$

where $L_{ij} = \delta_{ij}(1 - f_i^2) = \delta_{ij} L_i$. Using this expansion and Eq. (B1) gives the hierarchy of equations (using the

fact that \mathbf{L} is diagonal and \mathbf{J} is zero on the diagonal),

$$\begin{aligned}
\mathcal{G}_1 = & \sum_{i < j} J_{ij} f_i f_j, \\
\mathcal{G}_2 = & \frac{1}{4} \text{Tr} \left(\mathbf{L} \mathbf{J} \mathbf{L} \frac{\delta^2 \mathcal{G}_1}{\delta \mathbf{f} \delta \mathbf{f}} \right), \\
\mathcal{G}_3 = & \frac{1}{6} \text{Tr} \left(\mathbf{L} \mathbf{J} \mathbf{L} \frac{\delta^2 \mathcal{G}_2}{\delta \mathbf{f} \delta \mathbf{f}} + \mathbf{L} \mathbf{J} \mathbf{L} \frac{\delta^2 \mathcal{G}_1}{\delta \mathbf{f} \delta \mathbf{f}} \mathbf{L} \frac{\delta^2 \mathcal{G}_1}{\delta \mathbf{f} \delta \mathbf{f}} \right), \\
\mathcal{G}_4 = & \frac{1}{8} \text{Tr} \left(\mathbf{L} \mathbf{J} \mathbf{L} \frac{\delta^2 \mathcal{G}_3}{\delta \mathbf{f} \delta \mathbf{f}} + \mathbf{L} \mathbf{J} \mathbf{L} \frac{\delta^2 \mathcal{G}_2}{\delta \mathbf{f} \delta \mathbf{f}} \mathbf{L} \frac{\delta^2 \mathcal{G}_1}{\delta \mathbf{f} \delta \mathbf{f}} \right. \\
& \left. + \mathbf{L} \mathbf{J} \mathbf{L} \frac{\delta^2 \mathcal{G}_1}{\delta \mathbf{f} \delta \mathbf{f}} \mathbf{L} \frac{\delta^2 \mathcal{G}_2}{\delta \mathbf{f} \delta \mathbf{f}} + \mathbf{L} \mathbf{J} \mathbf{L} \frac{\delta^2 \mathcal{G}_1}{\delta \mathbf{f} \delta \mathbf{f}} \mathbf{L} \frac{\delta^2 \mathcal{G}_1}{\delta \mathbf{f} \delta \mathbf{f}} \mathbf{L} \frac{\delta^2 \mathcal{G}_1}{\delta \mathbf{f} \delta \mathbf{f}} \right), \\
& \vdots
\end{aligned} \quad (\text{B4})$$

From $\mathcal{G}_1 = \sum_{i < j} J_{ij} f_i f_j$ we find

$$\frac{\delta^2 \mathcal{G}_1}{\delta \mathbf{f} \delta \mathbf{f}} = \mathbf{J}, \quad (\text{B5})$$

implying

$$\mathcal{G}_2 = \frac{1}{4} \sum_{i \neq j} L_i J_{ij}^2 L_j. \quad (\text{B6})$$

Continuing in the same vein, we obtain

$$\begin{aligned}
\mathcal{G}_3 = & \frac{1}{3} \sum_{i \neq j} m_i L_i J_{ij}^3 L_j m_j + \frac{1}{6} \sum_{i \neq j \neq k} L_i J_{ij} L_j J_{jk} L_k J_{ki}, \\
\mathcal{G}_4 = & \frac{1}{12} \sum_{i \neq j} (1 - 3m_i^2) L_i J_{ij}^4 L_j (1 - 3m_j^2) \\
& + \sum_{i \neq j \neq k} m_i L_i J_{ij}^2 L_j m_j J_{ik} L_k J_{kj} - \frac{1}{4} \sum_{i \neq j \neq k} L_j J_{ij}^2 L_i^2 J_{ik}^2 L_k \\
& + \frac{1}{8} \sum_{\substack{i,j,k,l \\ i \neq j, j \neq k \\ k \neq l, l \neq i}} L_i J_{ij} L_j J_{jk} L_k J_{kl} L_l J_{li}. \quad (\text{B7})
\end{aligned}$$

These results are in perfect agreements with that of GY (up to a global sign from the definition of \mathcal{G}_β), once rewritten in terms of n-uplets of different spins. Note however that our derivation is quite different from that of GY which is based on the explicit evaluation of high order correlations of the independent model such as $\langle \sigma_i \sigma_j \sigma_k \sigma_l \dots \rangle$, up to eight spins for the order β^4 , which can be cumbersome to evaluate since one has to take into account if the spins are on the same sites or not. On the other hand, our derivation is straightforward and can be easily pushed to higher order, and is generalizable to Potts variables. We have also checked explicitly that our ε expansion to order ε^3 allows to recover the β expansion to order β^4 exactly.

Appendix D: High-temperature expansion from the ε expansion

We show in this appendix that the approximation to order ε^n of the Gibbs free energy $\mathcal{G}[\mathbf{f}, \mathbf{J}]$ contains the $n+1$ -th order of the high-temperature (small β) expansion, in the case of Ising variables. The generalization to Potts variables is straightforward.

We have already seen in Eq. (13) that the approximation to order ε is correct to $\mathcal{O}(\beta^2)$. Then we have to consider the higher-order diagrams (see for example Fig. 10). The vertices are independent of the temperature, and the temperature dependence is solely contained in the propagator

$$\mathbf{G} = (\mathbf{L}^{-1} - \beta \mathbf{J})^{-1} - \mathbf{L} = \beta \mathbf{L} \mathbf{J} \mathbf{L} + \mathcal{O}(\beta^2). \quad (\text{D1})$$

Using this, we now prove that at each order n of the ε expansion, the corresponding diagrams are at least $\mathcal{O}(\beta^{n+1})$, which will show that the orders larger than n cannot contribute to the order $n+1$ of the high temperature expansion. Since our expansion is formally exact (assuming it converges), this will prove directly the result by induction.

Let us assume that we have completed the calculation of \mathcal{G} to order ε^n , and that the contribution of order ε^n is at least of order $\mathcal{O}(\beta^{n+1})$, which is true at order $n=1$. To compute the order $n+1$, we need χ to order ε^n , $\chi^{(n)}$, since it is multiplied by ε in Eq. (24). Schematically,

$$\chi^{(n)} = \chi^{\text{NMF}} \sum_{\{s\}} A_s \prod_{m \geq 1} \left(\frac{\delta^2 \mathcal{G}^{(m)}}{\delta \mathbf{f} \delta \mathbf{f}} \right)^{s_m} \chi^{\text{NMF}}, \quad (\text{D2})$$

where the sum is over all possible $\{s\} = \{s_1, s_2, \dots\}$ such that $\sum_m m s_m = n$, and A_s is some numerical coefficient. One can show that $\frac{\delta^2 \mathcal{G}^{(m)}}{\delta \mathbf{f} \delta \mathbf{f}} = \mathcal{O}(\beta^{m+1})$. Indeed, since $\mathcal{G}^{(m)} = \mathcal{O}(\beta^{m+1})$, to lowest order in β we can write it as

$$\mathcal{G}^{(m)} = \beta^{m+1} F_m(\mathbf{J}, \mathbf{f}), \quad (\text{D3})$$

where $F_m(\mathbf{J}, \mathbf{f})$ is a function of order $m+1$ in the elements of \mathbf{J} . Differentiating it twice with respect to \mathbf{f} will not change the power of β . We thus see that $\prod_{m \geq 1} \left(\frac{\delta^2 \mathcal{G}^{(m)}}{\delta \mathbf{f} \delta \mathbf{f}} \right)^{s_m} = \mathcal{O}(\beta^{n+\sum_m s_m})$ which is at least of order $\mathcal{O}(\beta^{n+1})$. An example of such a term is a generalization of the second diagram of Fig. 10 when the derivatives with respect to the magnetizations (to obtain $\frac{\delta^2 \mathcal{G}}{\delta \mathbf{f} \delta \mathbf{f}}$) acts on the two different vertices:

$$\frac{\delta^2 \mathcal{G}^{(n)}}{\delta \mathbf{f}_i \delta \mathbf{f}_j} \ni \gamma_i^{(n+2)} G_{ij}^{n+1} \gamma_j^{(n+2)} \quad (\text{D4})$$

which is of order $\mathcal{O}(\beta^{n+1})$. Then, integrating Eq. (24) corresponds to close such terms by adding an additional \mathbf{G} (see also discussion in Sec. V), since

$$\partial_\beta \mathbf{G} = \chi^{\text{NMF}} \mathbf{J} \chi^{\text{NMF}}, \quad (\text{D5})$$

and thus increasing its order in β by at least one, e.g.,

$$\mathcal{G}^{(n+1)} \ni \sum_{ij} \gamma_i^{(n+2)} G_{ij}^{n+2} \gamma_j^{(n+2)} \quad (\text{D6})$$

which is indeed of order $\mathcal{O}(\beta^{n+2})$.

This completes our proof.

Appendix E: resummation of 2-spin diagrams in the RMF approximation

We demonstrate now how one can resum 2-spin diagrams of the entropy for a Potts model (this calculation can also be found in [67]). This will illustrate the ACE procedure described in the introduction, and also allow us to have a starting point to the inclusion of the 2-spin diagrams in our RMF calculation.

One starts from a system of 2 Potts variable σ_i and σ_j with q states, the partition function of which is thus

$$Z_{ij}^{(2)}[\mathbf{h}, \mathbf{H}, \mathbf{J}] = \sum_{a=1}^q \sum_{b=1}^q \exp(h_a + H_b + \beta J_{ab}) \quad (\text{E1})$$

where $\mathbf{h} = (h_1, \dots, h_q)$ are the fields acting on the first variable, $\mathbf{H} = (H_1, \dots, H_q)$ the fields acting on the second one, and $\mathbf{J} = (J_{12}, \dots, J_{(q-1)q})$ are the couplings acting on the pair of variables. We fix the Potts gauge by setting $h_q = H_q = J_{aq} = J_{qb} = 0$ for all $a, b = 1 \dots q-1$ which leads to

$$Z_{ij}^{(2)}[\mathbf{h}, \mathbf{H}, \mathbf{J}] = 1 + \sum_{a=1}^{q-1} e^{h_a} + \sum_{b=1}^{q-1} e^{H_b} + \sum_{a=1}^{q-1} \sum_{b=1}^{q-1} e^{h_a} e^{\beta J_{ab}} e^{H_b}, \quad (\text{E2})$$

so that unless specified otherwise the summations over color indices will now run from 1 to $q-1$ only. We define reduced variables

$$x_a = e^{h_a}, \quad y_b = e^{H_b}, \quad \chi_{ab} = e^{\beta J_{ab}}, \quad (\text{E3})$$

and perform the Legendre transform with respect to \mathbf{h} , \mathbf{H} and \mathbf{J} simultaneously. We call \mathbf{f} , \mathbf{F} and \mathbf{p} the conjugated variables, and the optimization equations are found to be

$$\begin{aligned} f_a &= \frac{x_a^* (1 + \sum_b \chi_{ab}^* y_b^*)}{Z_{ij}^{(2)}[\mathbf{h}^*, \mathbf{H}^*, \mathbf{J}^*]}, & F_b &= \frac{y_b^* (1 + \sum_a x_a^* \chi_{ab}^*)}{Z_{ij}^{(2)}[\mathbf{h}^*, \mathbf{H}^*, \mathbf{J}^*]}, \\ p_{ab} &= \frac{x_a^* \chi_{ab}^* y_b^*}{Z_{ij}^{(2)}[\mathbf{h}^*, \mathbf{H}^*, \mathbf{J}^*]}. \end{aligned} \quad (\text{E4})$$

We easily find the value of the partition function by tracing over the color variables and combining the resulting equations

$$Z_{ij}^{(2)}[\mathbf{h}^*, \mathbf{H}^*, \mathbf{J}^*] = \frac{1}{1 + \sum_{ab} p_{ab} - \sum_a f_a - \sum_b F_b}, \quad (\text{E5})$$

which we abbreviate by Z^* in the following. Replacing in the optimization equations leads to the solution for the optimal fields and couplings

$$\begin{aligned} x_a^* &= Z^* \left(f_a - \sum_b p_{ab} \right), \quad y_b^* = Z^* \left(F_b - \sum_a p_{ab} \right), \\ \chi_{ab}^* &= \frac{p_{ab}}{Z^* (f_a - \sum_b \beta p_{ab}) (F_b - \sum_a \beta p_{ab})}. \end{aligned} \quad (\text{E6})$$

And the entropy is obtained through

$$\mathcal{S}_{ij}^{(2)} = \ln Z^* - \sum_a f_a \ln x_a^* - \sum_b F_b \ln y_b^* - \sum_{ab} p_{ab} \ln \chi_{ab}^*. \quad (\text{E7})$$

This depends only, because of our gauge choice, on the colors $1 \dots q-1$. The best way to obtain a compact and symmetric result is to define the objects

$$\begin{aligned} f_q &= 1 - \sum_a f_a, \quad F_q = 1 - \sum_b F_b, \\ p_{aq} &= f_a - \sum_b \beta p_{ab}, \quad p_{qb} = F_b - \sum_a \beta p_{ab}, \\ p_{qq} &= 1 + \sum_{ab} p_{ab} - \sum_a f_a - \sum_b F_b. \end{aligned} \quad (\text{E8})$$

In a functional sense, they must be understood as functions of the free variables \mathbf{f}, \mathbf{F} and \mathbf{p} , but when considering the data, these relations only express the conservation: the first variable can only assume one color, leading to $\sum_{a=1}^q f_a = 1$ and similar relations. Replacing these formulas in the expression of the entropy directly leads to the result (after replacing p_{ab} by $p_{ia,jb}$, f_a by f_{ia} , and F_b by f_{jb}):

$$\mathcal{S}_{ij}^{(2)} = - \sum_{a=1}^q \sum_{b=1}^q p_{ia,jb} \ln (p_{ia,jb}). \quad (\text{E9})$$

As stated in the introduction, this result also incorporates the contributions coming from the two variables considered independently, so that the contribution coming solely from the interactions between the two variables (often call the excess entropy) is given by

$$\Delta \mathcal{S}_{ij}^{(2)} = - \sum_{a=1}^q \sum_{b=1}^q p_{ia,jb} \ln \left(\frac{p_{ia,jb}}{f_{ia} f_{jb}} \right). \quad (\text{E10})$$

The total entropy for a system of N Potts variables is given by the independent model entropy \mathcal{S}_{IM} , plus the summation over all pairs of variables of the excess entropy of the pair, $\Delta \mathcal{S}_{ij}^{(2)}$. We find the result

$$\mathcal{S}^{2\text{spin}}[\mathbf{f}, \mathbf{p}] = \mathcal{S}_{\text{IM}}[\mathbf{f}] - \sum_{i < j} \sum_{a,b=1}^q p_{ia,jb} \ln \left(\frac{p_{ia,jb}}{f_{ia} f_{jb}} \right). \quad (\text{E11})$$

The excess entropy coincides with the well known mutual information, that was used for example in the bioinformatics community before the introduction of direct correlation methods, such as the one we developed in this paper, or such as DCA. The optimal couplings are found by taking a derivative with respect to $p_{ia,jb}$ with $i < j$ and a and b in $\{1, \dots, q-1\}$, taking care that the variables depending on the q -th color are in fact functions of the others through Eq. (E8). The result is (still for $i < j$ and $a, b \leq q-1$):

$$\beta J_{ia,jb}^{2\text{spin}} = \ln p_{ia,jb} - \ln p_{ia,jq} - \ln p_{iq,jb} + \ln p_{iq,jq}. \quad (\text{E12})$$

Equations (E11–E12) solve the inference problem, within the approximation that all pairs of variables interact independently from the others. To compare with the diagrams of the small correlation expansion, one has to make the replacement $p_{ia,jb} \rightarrow f_{ia} f_{jb} + \beta \tilde{c}_{ia,jb}$ and expand in powers of β .

In order to combine this resummation with our RMF approximation, we need to identify the two-spin diagrams in the expression of the RMF entropy in Eq.(66) and subtract them before adding the entropy of the two-spin model in Eq. (E11), in order to avoid double counting. In other words we will have the expression

$$\mathcal{S}^{\text{RMF}+2\text{spin}} = \mathcal{S}^{\text{RMF}} + \mathcal{S}^{2\text{spin}} - \mathcal{S}^{\text{dc}} - \mathcal{S}_{\text{IM}}, \quad (\text{E13})$$

where \mathcal{S}^{dc} is the sum of all two-spin diagrams contained in \mathcal{S}^{RMF} . We have subtracted \mathcal{S}_{IM} since it was present both in \mathcal{S}^{RMF} and in $\mathcal{S}^{2\text{spin}}$. To compute the diagrams in \mathcal{S}^{dc} , we use the same method than for the two-spin resummation, and consider a system of two variables i and j only, with $i \neq j$. The matrices involved in the calculations will be of size $2(q-1) \times 2(q-1)$ with a structure of four $(q-1) \times (q-1)$ blocks. We define the blocks of the \mathbf{L} , \mathbf{D} and $\mathbf{\Gamma}$ matrices to be

$$\mathbf{L} = \begin{pmatrix} \mathbf{L}_i & \mathbf{0} \\ \mathbf{0} & \mathbf{L}_j \end{pmatrix}, \quad \mathbf{D} = \begin{pmatrix} \mathbf{D}_i & \mathbf{0} \\ \mathbf{0} & \mathbf{D}_j \end{pmatrix}, \quad \mathbf{\Gamma} = \begin{pmatrix} \mathbf{0} & \mathbf{\Gamma}_{ij} \\ {}^t\mathbf{\Gamma}_{ij} & \mathbf{0} \end{pmatrix}. \quad (\text{E14})$$

and a similar definition for the rescaled $\tilde{\mathbf{D}}$ matrix defined in Eq. (45), with $\tilde{\mathbf{D}}_i$ and $\tilde{\mathbf{D}}_j$ blocks. This allows to solve the equation defining the \mathbf{D} matrix in Eq. (64) in terms of \mathbf{D}_i and \mathbf{D}_j . To do so we first remark that we have in our two-spin case

$$\beta \left(\mathbb{1} + \tilde{\mathbf{D}} \right)^{-1} \mathbf{\Gamma} = \begin{pmatrix} \mathbf{0} & \mathbf{A} \\ \mathbf{B} & \mathbf{0} \end{pmatrix}, \quad (\text{E15})$$

where

$$\mathbf{A} = \left(\mathbb{1} + \tilde{\mathbf{D}}_i \right)^{-1} \beta \mathbf{\Gamma}_{ij}, \quad \mathbf{B} = \left(\mathbb{1} + \tilde{\mathbf{D}}_j \right)^{-1} \beta {}^t\mathbf{\Gamma}_{ij}. \quad (\text{E16})$$

The equation defining the \mathbf{D} matrix involves

$(\mathbb{1} + \tilde{\mathbf{D}} + \beta\mathbf{\Gamma})^{-1}$ which is expanded formally as

$$\begin{aligned} (\mathbb{1} + \tilde{\mathbf{D}} + \beta\mathbf{\Gamma})^{-1} &= \left(\mathbb{1} + (\mathbb{1} + \tilde{\mathbf{D}})^{-1} \beta\mathbf{\Gamma} \right)^{-1} (\mathbb{1} + \tilde{\mathbf{D}})^{-1} \\ &= \sum_{k=0}^{+\infty} (-1)^k \begin{pmatrix} \mathbf{0} & \mathbf{A} \\ \mathbf{B} & \mathbf{0} \end{pmatrix}^k (\mathbb{1} + \tilde{\mathbf{D}})^{-1}. \end{aligned} \quad (\text{E17})$$

We see that the odd terms in this summation will be zero on the diagonal blocks, so that they do not contribute to the equation defining \mathbf{D} . We are left with the even powers, which give after resummation

$$\begin{aligned} (\mathbb{1} + \tilde{\mathbf{D}} + \beta\mathbf{\Gamma})_{ia,ib}^{-1} &= \left[(\mathbb{1} - \mathbf{A}\mathbf{B})^{-1} (\mathbb{1} + \tilde{\mathbf{D}}_i)^{-1} \right]_{ab}, \\ (\mathbb{1} + \tilde{\mathbf{D}} + \beta\mathbf{\Gamma})_{ja,jb}^{-1} &= \left[(\mathbb{1} - \mathbf{B}\mathbf{A})^{-1} (\mathbb{1} + \tilde{\mathbf{D}}_j)^{-1} \right]_{ab}. \end{aligned} \quad (\text{E18})$$

The definition of \mathbf{D} in Eq. (64) gives thus

$$\begin{aligned} (\mathbb{1} + \tilde{\mathbf{D}}_i)^{-1} &= \mathbb{1} - \mathbf{A}\mathbf{B}, \\ (\mathbb{1} + \tilde{\mathbf{D}}_j)^{-1} &= \mathbb{1} - \mathbf{B}\mathbf{A}. \end{aligned} \quad (\text{E19})$$

These equations are solved after algebraic manipulations by

$$\begin{aligned} \tilde{\mathbf{D}}_i &= \frac{1}{2} \left[(\mathbb{1} + 4\beta^2 \mathbf{\Gamma}_{ij} {}^t\mathbf{\Gamma}_{ij})^{1/2} - \mathbb{1} \right], \\ \tilde{\mathbf{D}}_j &= \frac{1}{2} \left[(\mathbb{1} + 4\beta^2 {}^t\mathbf{\Gamma}_{ij} \mathbf{\Gamma}_{ij})^{1/2} - \mathbb{1} \right]. \end{aligned} \quad (\text{E20})$$

Note that the matrix square root is always well-defined since $\mathbb{1} + 4\beta^2 \mathbf{\Gamma}_{ij} {}^t\mathbf{\Gamma}_{ij}$ is symmetric definite positive. We calculate now the different terms in the expression of the entropy. The trace log term can be rewritten as

$$\begin{aligned} \frac{1}{2} \text{Tr} [\ln(\mathbf{c} + \mathbf{D}) - \ln \mathbf{L}] &= \frac{1}{2} \text{Tr} \ln (\mathbb{1} + \tilde{\mathbf{D}} + \beta\mathbf{\Gamma}) \\ &= \frac{1}{2} \text{Tr} \ln (\mathbb{1} + \tilde{\mathbf{D}}) + \frac{1}{2} \text{Tr} \ln \left(\mathbb{1} + \beta (\mathbb{1} + \tilde{\mathbf{D}})^{-1} \mathbf{\Gamma} \right). \end{aligned} \quad (\text{E21})$$

Expanding the logarithm in Eq. (E21), we see again that the odd powers of the matrix defined in Eq. (E15) will be zero on the diagonal blocks, so that they do not contribute to the trace. We are left with the even powers, which give after resummation and using the cyclicity of the trace

$$\frac{1}{2} \text{Tr} \ln \left(\mathbb{1} + \beta (\mathbb{1} + \tilde{\mathbf{D}})^{-1} \mathbf{\Gamma} \right) = \frac{1}{2} \text{Tr} \ln (\mathbb{1} - \mathbf{A}\mathbf{B}). \quad (\text{E22})$$

The other trace log term is easily simplified in

$$\frac{1}{2} \text{Tr} \ln (\mathbb{1} + \tilde{\mathbf{D}}) = \text{Tr} \ln (\mathbb{1} + \tilde{\mathbf{D}}_i). \quad (\text{E23})$$

Eq. (E19) allows to simplify the expressions, so that we have finally the double counting entropy

$$\begin{aligned} \mathcal{S}^{\text{dc}} &= \frac{1}{2} \sum_{i < j} \text{Tr} \ln \left(\frac{\mathbb{1} + [\mathbb{1} + 4\beta^2 \mathbf{\Gamma}_{ij} {}^t\mathbf{\Gamma}_{ij}]^{1/2}}{2} \right) \\ &\quad - \frac{1}{2} \sum_{i < j} \text{Tr} \left([\mathbb{1} + 4\beta^2 \mathbf{\Gamma}_{ij} {}^t\mathbf{\Gamma}_{ij}]^{1/2} - \mathbb{1} \right) \end{aligned} \quad (\text{E24})$$

Since we have \mathbf{D}_i and \mathbf{D}_j that are $\mathcal{O}(\beta^2)$, we see that this entropy does not over-count diagrams coming from the independent model entropy. The optimization of the functional $\mathcal{S}^{\text{RMF}+2\text{spin}}$, given in Eq. (E13), over \mathbf{p} will lead to the equation for the inferred couplings.

Note that when the \mathbf{D} matrix is neglected and $\mathcal{S}^{\text{ring}}$ is considered instead of \mathcal{S}^{RMF} , the double-counting entropy of ring diagrams is different and we find instead

$$\mathcal{S}^{\text{dc(ring)}} = \frac{1}{2} \sum_{i < j} \text{Tr} \ln (\mathbb{1} - \beta^2 \mathbf{\Gamma}_{ij} {}^t\mathbf{\Gamma}_{ij}). \quad (\text{E25})$$

This procedure of resummation of k -spin diagrams can be pursued at least for $k = 3$ in the zero-magnetization case in the Ising case [41].

-
- [1] W. Bialek, A. Cavagna, I. Giardina, T. Mora, E. Silvestri, M. Viale, and A. M. Walczak, PNAS **109**, 4786 (2012).
 - [2] S. S. Borysov, Y. Roudi, and A. V. Balatsky, Eur. Phys. J. B **88**, 321 (2015).
 - [3] E. Moro *et al*, Physical Review E **80**, 066102 (2009).
 - [4] G. Tkacik, O. Marre, T. Mora, D. Amodei, M. J. Berry and W. Bialek, J. Stat. Mech. **2013**, P03011 (2013).
 - [5] O. Marre, S. El Boustani, Y. Frégnac, and A. Destexhe, Phys. Rev. Lett. **102**, 138101 (2009).
 - [6] Y. Roudi, J. Tyrcha, and J. Hertz, Phys. Rev. E **79**, 051915 (2009).
 - [7] M. Weigt, R. A. White, H. Szurmant, J. A. Hoch, and

- T. Hwa, PNAS **106**, 67 (2009).
- [8] F. Morcos, A. Pagnani, B. Lunt, A. Bertolino, D. S. Marks, C. Sanders, R. Zecchina, J. N. Onuchic, T. Hwa and M. Weigt, Proc. Nat. Acad. Sci. **108**, E1293 (2011).
- [9] M. Ekeberg, C. Lövkqvist, Y. Lan, M. Weigt, and E. Aurell, Physical Review E **87**, 012707 (2013).
- [10] K. A. Dill and J. L. MacCallum, Science **338**, 1042 (2012).
- [11] H.M. Berman *et al*, Nucleic Acids Research, **28**, 235 (2000).
- [12] E. T. Jaynes, Phys. Rev. **106**, 620 (1956).
- [13] *Information Geometry and its applications*, S.-I. Amari

- (Springer, Japan, 2016).
- [14] T. Tanaka, *Neural Computation* **12**, 1951 (2000).
 - [15] D. Ackley, G. E. Hinton and T. J. Sejnowski, *Cognitive Science* **9**, 147 (1985).
 - [16] T. Broderick, M. Dudik, G. Tkacik, R. E. Schapire, and W. Bialek, [arxiv:0712.2437](#) (2007).
 - [17] J. Sohl-Dickstein, P. B. Battaglino, and M. R. DeWeese, *Phys. Rev. Lett.* **107**, 220601 (2012).
 - [18] S.-I. Amari, *Neural Computation* **10**, 251 (1998).
 - [19] U. Ferrari, [arxiv:1507.04254](#) (2015)
 - [20] J. E. Besag, *J. Roy. Stat. Soc. Series B - Stat. Method.* **34**, 75 (1972)
 - [21] P. Ravikumar, M. J. Wainwright, and J. D. Lafferty, *The Annals of Statistics* **38**, 1287 (2010).
 - [22] E. Aurell and M. Ekeberg, *Phys. Rev. Lett.* **108**, 090201 (2012).
 - [23] C. K. Fisher, [arXiv:1409.7074v1](#) (2014).
 - [24] D. MacKay, *Information Theory, Inference and Learning Algorithms*, (Cambridge University Press, Cambridge, England, 2002).
 - [25] A. Montanari and J. A. Pereira, *Advances in Neural Information Processing Systems* **22** (NIPS 2009).
 - [26] T. Plefka, *J. Phys. A* **15**, 1971 (1982).
 - [27] A. Georges and J. S. Yedidia, *J. Phys. A* **24**, 2173 (1991).
 - [28] H. J. Kappen and F. B. Rodriguez, *Neural Computation* **10**, 1137 (1998)
 - [29] M. Gabri  , E. W. Tramel and F. Krzakala, [arXiv:1506.02914](#) (2015).
 - [30] M. Oppen and O. Winther, *Phys. Rev. E* **64**, 056131 (2001).
 - [31] T. Tanaka, *Phys. Rev. E* **58**, 2302 (1998).
 - [32] H. Huang and Y. Kabashima, *Phys. Rev. E* **87**, 062129 (2013).
 - [33] H. Kiwata, *Phys. Rev. E* **89**, 062135 (2014).
 - [34] J. Raymond and F. Ricci-Tersenghi, *Phys. Rev. E* **87**, 052111 (2013).
 - [35] J. Raymond and F. Ricci-Tersenghi, *IEEE ICC'13*, 1429 (2013).
 - [36] M. Yasuda and K. Tanaka, *Phys. Rev. E* **87**, 012134 (2013).
 - [37] M. Welling and Y. W. Teh, *Artificial Intelligence* **143**, 19 (2003).
 - [38] F. Ricci-Tersenghi, *J. Stat. Mech.* (2012) P08015.
 - [39] M. M  zard and T. Mora, *Journal of Physiology* **103**, 107 (2009).
 - [40] H. C. Nguyen and J. Berg, *J. Stat. Mech.* **2012** P03004.
 - [41] V. Sessak and R. Monasson, *J. Phys. A* **42**, 055001 (2009).
 - [42] A. Montanari and T. Rizzo, *J. Stat. Mech.* **2005**, P10011.
 - [43] H. C. Nguyen and J. Berg, *J. Stat. Mech.* **2012**, P03004 (2012).
 - [44] S. Cocco and R. Monasson, *Phys. Rev. Lett.* **106**, 090601 (2011).
 - [45] S. Cocco and R. Monasson, *J. Stat. Phys.* **147**, 252 (2012).
 - [46] H. Jacquin, A. Gilson, E. Shakhnovich, S. Cocco and R. Monasson, *PLoS Comput. Biol.* *in press* (2016).
 - [47] D. T. Jones, D. W. Buchan, D. Cozzetto and M. Pontil, *Bioinformatics* **15**, 184 (2012).
 - [48] M. Andreatta, S. Laplagne, S. C. Li and S. Smale, [arXiv:1311.1301](#) (2013).
 - [49] *Phase Transitions and Renormalization Group*, J. Zinn-Justin, (Oxford, Clarendon Press, 1989).
 - [50] D. F. Litim and J. M. Pawłowski, *Phys. Rev. D* **66**, 025030 (2002).
 - [51] C. Wetterich, *Phys. Lett. B* **301**, 90 (1993).
 - [52] J. Berges, N. Tetradis and C. Wetterich, *Phys. Rep.* **363**, 223 (2002).
 - [53] T. Machado and N. Dupuis, *Phys. Rev. E* **82**, 041128 (2010).
 - [54] A. Ran  on and N. Dupuis, *Phys. Rev. B* **83**, 172501 (2011).
 - [55] A. Ran  on and N. Dupuis, *Phys. Rev. B* **84**, 174513 (2011).
 - [56] G. Parisi and M. Potters, *J. Phys. A* **28**, 5267 (1995).
 - [57] J. P. Barton, S. Cocco, E. De Leonardis and R. Monasson, *Phys Rev E* **90**, 012132 (2014).
 - [58] C. Baldassi et al, *PLoS ONE* **9**, e92721 (2014).
 - [59] M. Socolich et al, *Nature* **437**, 512 (2005).
 - [60] W. P. Russ et al, *Nature* **437**, 579 (2005).
 - [61] H. C. Nguyen and J. Berg, *Phys. Rev. Lett.* **109**, 050602 (2012).
 - [62] R. Allez, J. P. Bouchaud, S. N. Majumdar and P. Vivo, *J. Phys. A: Math. Theor.* **46**, 015001 (2013).
 - [63] R. Monasson and D. Villamaina, *EPL* **112**, 50001 (2015).
 - [64] T. Mora, S. Deny, and O. Marre *Phys. Rev. Lett.* **114**, 078105 (2015).
 - [65] A. Ran  on, *Phys. Rev. B* **89**, 214418 (2014).
 - [66] S. Cocco, R. Monasson, and V. Sessak, *Phys. Rev. E* **93**, 051123 (2011).
 - [67] J. P. Barton, E. De Leonardis, A. Coucke and S. Cocco, [bioRxiv](#) (2016).